MIDLOTHIAN INDEPENDENT SCHOOL DISTRICT
MIDLOTHIAN HIGH SCHOOL

ARENA RENOVATIONS
MARCH 25, 2021

RWB
Consulting Engineers
12001 N Central Expy #1100 www.rwb.net
Dallas, TX 75243 Firm Registration # F-2176
(972) 788-4222 Project # 21008.00

SHEET INDEX

SHEET NO.	DESCRIPTION
ELECTRICAL	
DE1.01	DEMOLITION FLOOR PLAN - UNIT A - LEVEL 1 - ELECTRICAL
DE1.02	DEMOLITION FLOOR PLAN - UNIT B - LEVEL 1 - ELECTRICAL
DE1.03	DEMOLITION FLOOR PLAN - UNIT A - LEVEL 2 - ELECTRICAL
DE1.04	DEMOLITION FLOOR PLAN - UNIT B - LEVEL 2 - ELECTRICAL
E0.00	ELECTRICAL NOTES & LEGEND
E1.01	FLOOR PLAN - UNIT A - LEVEL 1 - LIGHTING
E1.02	FLOOR PLAN - UNIT B - LEVEL 1 - LIGHTING
E1.03	FLOOR PLAN - UNIT A - LEVEL 2 - LIGHTING
E1.03Z	FLOOR PLAN - UNIT A - LEVEL 2 - LIGHTING ZONES
E1.04	FLOOR PLAN - UNIT B - LEVEL 2 - LIGHTING
E1.04Z	FLOOR PLAN - UNIT B - LEVEL 2 - LIGHTING ZONES
E2.01	FLOOR PLAN - UNIT A - LEVEL 1 - POWER-DATA
E2.02	FLOOR PLAN - UNIT B - LEVEL 1 - POWER-DATA
E2.03	FLOOR PLAN - UNIT A - LEVEL 2 - POWER-DATA
E2.04	FLOOR PLAN - UNIT B - LEVEL 2 - POWER-DATA
E3.01	ELECTRICAL DETAILS
E3.02	ELECTRICAL DETAILS
E4.01	PANEL SCHEDULES

PROJECT LOCATION

TRUE NORTH

LOCATION PLAN - MIDLOTHIAN HIGH SCHOOL

NO SCALE

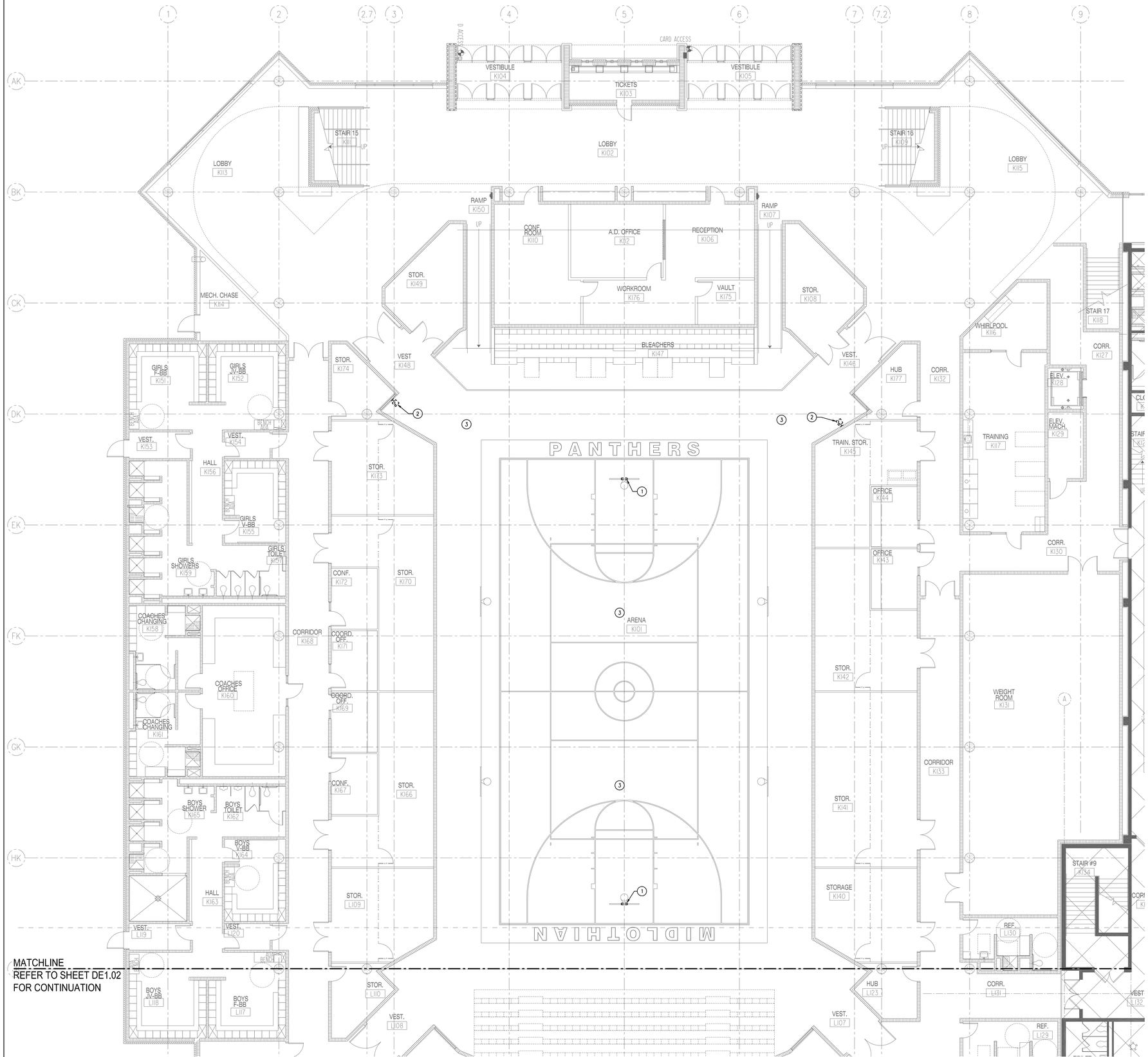

TRUE NORTH PLAN NORTH

01 DEMOLITION FLOOR PLAN - UNIT A - LEVEL 1 - ELECTRICAL

SCALE: 1/8" = 1'-0"

GENERAL DEMOLITION NOTES:

1. ALL WORK TO BE COORDINATED WITH CONCURRENT COURT REFINISHING PROJECT.
2. PROVIDE FLOOR PROTECTION IN ALL AREAS OF THE DEMOLITION AND NEW WORK THROUGHOUT TO EXTERIOR OF THE BUILDING.
3. ALL EXISTING FIRE ALARM, PA, SECURITY, DATA, POWER, AND OTHER WIRING ABOVE EXISTING LAY-IN CEILING AND HARD CEILINGS SHALL BE PROTECTED AND MAINTAINED IN OPERATION AT ALL TIMES. CONTRACTOR IS RESPONSIBLE FOR RECONNECTING ANY SERVICE DISRUPTED AT NO ADDITIONAL COST TO THE OWNER.
4. ALL EXISTING FIRE ALARM, SECURITY, WAPS, SPEAKERS, AND OTHER CEILING MOUNTED DEVICES SHALL BE PROTECTED. DEVICES TO REMAIN IN OPERATION DURING CONSTRUCTION AND REINSTALLED AS NEEDED. PROVIDE TEMPORARY SUPPORT AS NEEDED.
5. REFER TO DRAWING E0.00 FOR ADDITIONAL GENERAL DEMOLITION NOTES.

NOTES BY SYMBOL 'O':

1. EXISTING SHOT CLOCK TIMER LOCATED ABOVE BASKETBALL BACKBOARD SHALL BE DISCONNECT AND REMOVED. PREPARE EXISTING POWER FOR REUSE.
2. EXISTING LIGHTING CONTROL SWITCHES SHALL BE DISCONNECT AND REMOVED.
3. CONTRACTOR TO PROVIDED MINIMUM (2) LAYERS OF 3/4" PLYWOOD MINIMUM FOR PROTECTION OF COURT WOOD FLOORS. COORDINATE EXACT REQUIREMENTS WITH GYM FLOOR CONTRACTOR OR DISTRICT.

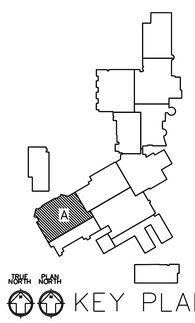

KEY PLAN

RWB Consulting Engineers
12001 N Central Expy #1100 www.rwb.net
Dallas, TX 75243 Firm Registration # F-2176
(972) 788-4222 Project # 21008.00

ISSUES

01	ISSUE FOR CONSTRUCTION	2021.03.25

REVISIONS

STATE OF TEXAS
DAVID M. BOON
95600
LICENSED PROFESSIONAL ENGINEER
2021-03-25

MIDLOTHIAN HIGH SCHOOL ARENA RENOVATIONS

923 S. 9TH ST. MIDLOTHIAN, TX 76065

DEMO FP
UNIT A-LVL 1
ELECTRICAL

JOB NO.: 2021-015
DATE: 03/25/2021
DRAWN BY: PT
CHECKED BY: NPH

SHEET NO.

DE1.01

Drawing: P:\21008 - MIDLOTHIAN ISD MID HS ARENA LIGHTING AND SCOREBOARD REPLACEMENT\DRAWINGS\CAD\SHEETS\DE1.01.DWG, Plot By:PEDRO TREJO, Plot Date:3/25/2021 10:03 PM, Plot Scale:1:1, Paper Size:ODE 30" 30X42 IN

GENERAL DEMOLITION NOTES:

1. ALL WORK TO BE COORDINATED WITH CONCURRENT COURT REFINISHING PROJECT.
2. PROVIDE FLOOR PROTECTION IN ALL AREAS OF THE DEMOLITION AND NEW WORK THROUGHOUT TO EXTERIOR OF THE BUILDING.
3. ALL EXISTING FIRE ALARM, PA, SECURITY, DATA, POWER, AND OTHER WIRING ABOVE EXISTING LAY-IN CEILING AND HARD CEILINGS SHALL BE PROTECTED AND MAINTAINED IN OPERATION AT ALL TIMES. CONTRACTOR IS RESPONSIBLE FOR RECONNECTING ANY SERVICE DISRUPTED AT NO ADDITIONAL COST TO THE OWNER.
4. ALL EXISTING FIRE ALARM, SECURITY, WAPS, SPEAKERS, AND OTHER CEILING MOUNTED DEVICES SHALL BE PROTECTED. DEVICES TO REMAIN IN OPERATION DURING CONSTRUCTION AND REINSTALLED AS NEEDED. PROVIDE TEMPORARY SUPPORT AS NEEDED.
5. REFER TO DRAWING E0.00 FOR ADDITIONAL GENERAL DEMOLITION NOTES.

NOTES BY SYMBOL '○':

(1) EXISTING LIGHTING KEYED SWITCHES SHALL BE DISCONNECT AND REMOVED.

(2) CONTRACTOR TO PROVIDED MINIMUM (2) LAYERS OF 3/4" PLYWOOD MINIMUM FOR PROTECTION OF COURT WOOD FLOORS. COORDINATE EXACT REQUIREMENTS WITH GYM FLOOR CONTRACTOR OR DISTRICT.

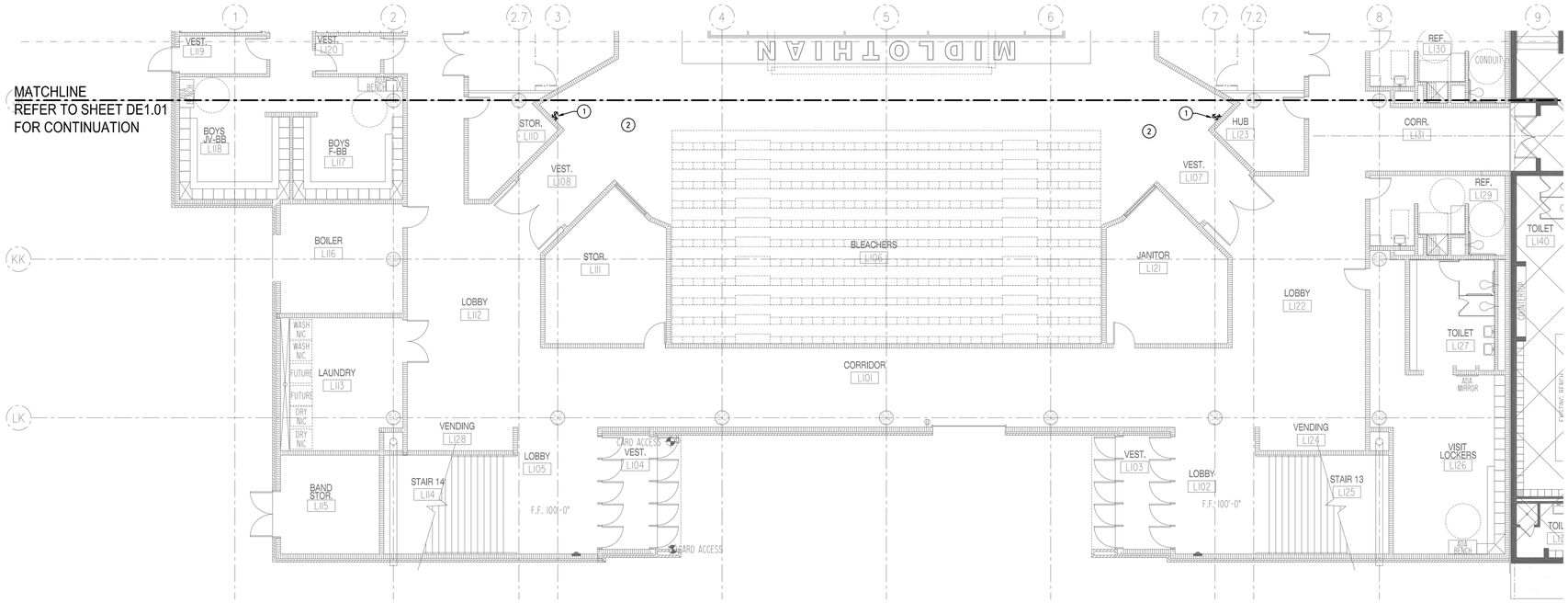

TRUE NORTH PLAN NORTH

01 DEMOLITION FLOOR PLAN - UNIT B - LEVEL 1 - ELECTRICAL

SCALE: 1/8" = 1'-0"

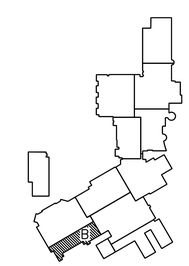

TRUE NORTH PLAN NORTH KEY PLAN

RWB Consulting Engineers
12001 N Central Expy #1100 www.rwb.net
Dallas, TX 75243 Firm Registration # F-2176
(972) 788-4222 Project # 21008.00

ISSUES

01	ISSUE FOR CONSTRUCTION	2021.03.25

REVISIONS

STATE OF TEXAS
DAVID M. BOON
95600
LICENSED PROFESSIONAL ENGINEER
2021-03-25

MIDLOTHIAN HIGH SCHOOL
ARENA RENOVATIONS
923 S. 9TH ST. MIDLOTHIAN, TX 76065

DEMO FP
UNIT B-LVL 1
ELECTRICAL

JOB NO.: 2021-015
DATE: 03/25/2021
DRAWN BY: PT
CHECKED BY: NPH

SHEET NO.

DE1.02

Drawing P:\21008 - MIDLOTHIAN ISD MHS ARENA LIGHTING AND SCOREBOARD REPLACEMENT\DRAWINGS\CAD\SHEETS\DE1.02.DWG, Plot By:PEDRO TREJO, Plot Date:3/25/2021 10:04 PM, Plot Scale:1:1, Paper Size:ISO2 30" 30X42 IN

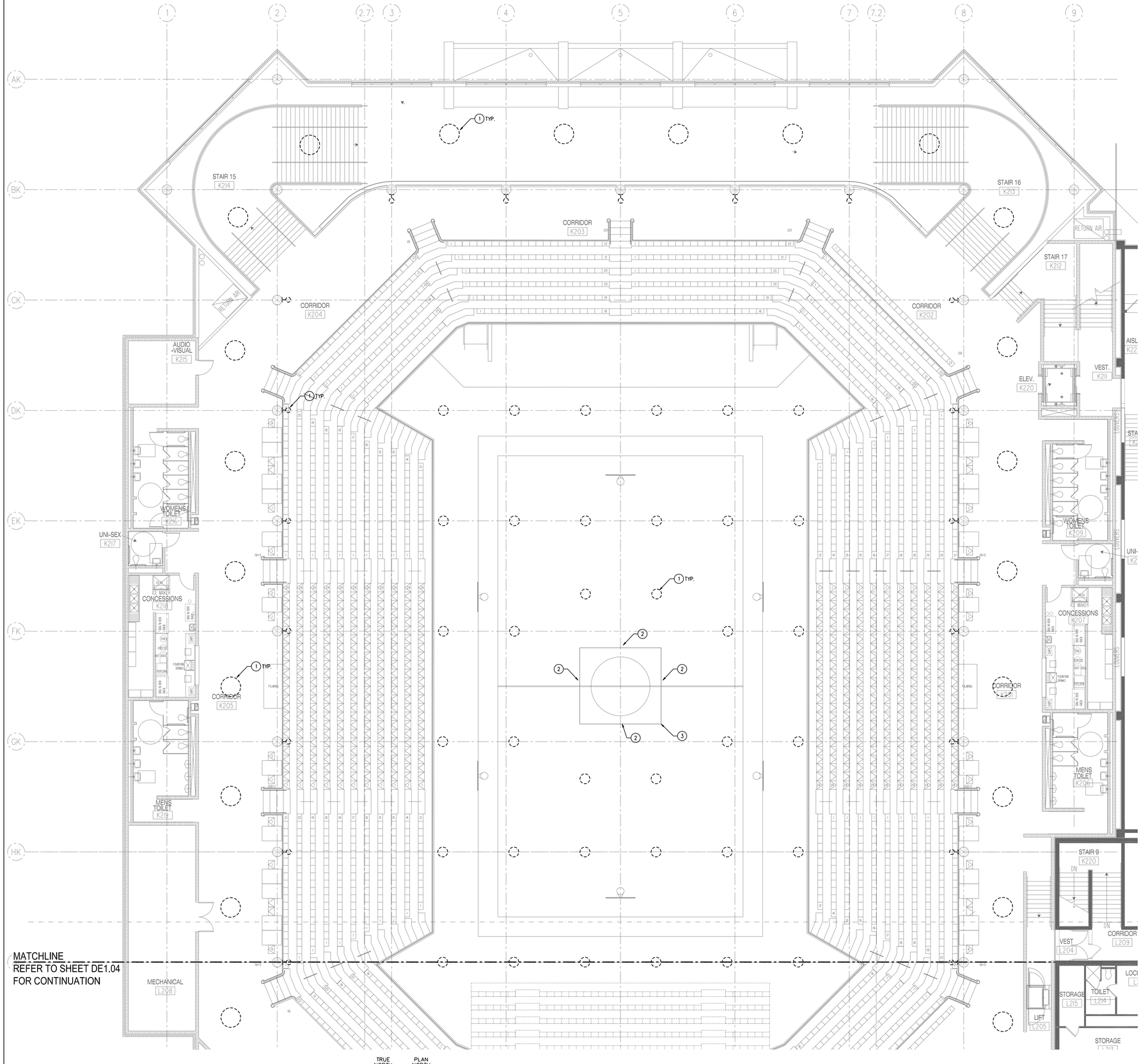

01 DEMOLITION FLOOR PLAN - UNIT A - LEVEL 2 - ELECTRICAL

SCALE: 1/8" = 1'-0"

GENERAL DEMOLITION NOTES:

1. ALL WORK TO BE COORDINATED WITH CONCURRENT COURT REFINISHING PROJECT.
2. PROVIDE FLOOR PROTECTION IN ALL AREAS OF THE DEMOLITION AND NEW WORK THROUGHOUT TO EXTERIOR OF THE BUILDING.
3. ALL EXISTING FIRE ALARM, PA, SECURITY, DATA, POWER, AND OTHER WIRING ABOVE EXISTING LAY-IN CEILING AND HARD CEILINGS SHALL BE PROTECTED AND MAINTAINED IN OPERATION AT ALL TIMES. CONTRACTOR IS RESPONSIBLE FOR RECONNECTING ANY SERVICE DISRUPTED AT NO ADDITIONAL COST TO THE OWNER.
4. ALL EXISTING FIRE ALARM, SECURITY, WAPS, SPEAKERS, AND OTHER CEILING MOUNTED DEVICES SHALL BE PROTECTED. DEVICES TO REMAIN IN OPERATION DURING CONSTRUCTION AND REINSTALLED AS NEEDED. PROVIDE TEMPORARY SUPPORT AS NEEDED.
5. REFER TO DRAWING E0.00 FOR ADDITIONAL GENERAL DEMOLITION NOTES.

NOTES BY SYMBOL '○':

1. EXISTING LIGHTS SHALL BE DISCONNECTED AND REMOVED. REMOVE ALL ASSOCIATED WIRE, CONDUIT, HANGERS AND ELECTRICAL BOXES.
2. EXISTING SCOREBOARDS SHALL BE DISCONNECTED AND REMOVED FROM CENTER HUNG GONDOLA. EXISTING POWER TO REMAIN. PREPARE POWER FOR REUSE.
2. EXISTING CENTER HUNG GONDOLA FRAME TO REMAIN.

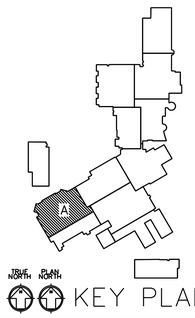

KEY PLAN

RWB Consulting Engineers
12001 N Central Expy #1100 www.rwb.net
Dallas, TX 75243 Firm Registration # F-2176
(972) 788-4222 Project # 21008.00

ISSUES

01	ISSUE FOR CONSTRUCTION	2021.03.25

REVISIONS

STATE OF TEXAS
DAVID M. BOON
95600
LICENSED PROFESSIONAL ENGINEER
2021-03-25

MIDLOTHIAN HIGH SCHOOL ARENA RENOVATIONS

923 S. 9TH ST. MIDLOTHIAN, TX 76065

DEMO FP
UNIT A-LVL 2
ELECTRICAL

JOB NO.: 2021-015
DATE: 03/25/2021
DRAWN BY: PT
CHECKED BY: NPH

SHEET NO.

DE1.03

Drawing:P:\21008 - MIDLOTHIAN ISD HS ARENA LIGHTING AND SCOREBOARD REPLACEMENT\DRAWINGS\CAD\SHEETS\DE1.03.DWG, Plot By:PEDRO TREJO, Plot Date:3/25/2021 10:05 PM, Plot Scale:1:1, Paper Size:ODZ 30" 30X42 IN

GENERAL DEMOLITION NOTES:

1. ALL WORK TO BE COORDINATED WITH CONCURRENT COURT REFINISHING PROJECT.
2. PROVIDE FLOOR PROTECTION IN ALL AREAS OF THE DEMOLITION AND NEW WORK THROUGHOUT TO EXTERIOR OF THE BUILDING.
3. ALL EXISTING FIRE ALARM, PA, SECURITY, DATA, POWER, AND OTHER WIRING ABOVE EXISTING LAY-IN CEILING AND HARD CEILINGS SHALL BE PROTECTED AND MAINTAINED IN OPERATION AT ALL TIMES. CONTRACTOR IS RESPONSIBLE FOR RECONNECTING ANY SERVICE DISRUPTED AT NO ADDITIONAL COST TO THE OWNER.
4. ALL EXISTING FIRE ALARM, SECURITY, WAPS, SPEAKERS, AND OTHER CEILING MOUNTED DEVICES SHALL BE PROTECTED. DEVICES TO REMAIN IN OPERATION DURING CONSTRUCTION AND REINSTALLED AS NEEDED. PROVIDE TEMPORARY SUPPORT AS NEEDED.
5. REFER TO DRAWING E0.00 FOR ADDITIONAL GENERAL DEMOLITION NOTES.

NOTES BY SYMBOL 'O':

1. EXISTING LIGHTS SHALL BE DISCONNECTED AND REMOVED. REMOVE ALL ASSOCIATED WIRE, CONDUIT, HANGERS AND ELECTRICAL BOXES.
2. EXISTING EMERGENCY LIGHTING INVERTER SHALL BE DISCONNECT AND REMOVED.
3. EXISTING PROJECTION SCREENS TO BE REMOVED ALONG WITH ASSOCIATED SUPPORT CABLES.
4. EXISTING WALL MOUNTED PROJECTORS SHALL BE REMOVED ALONG WITH PROJECTOR SUPPORTS.

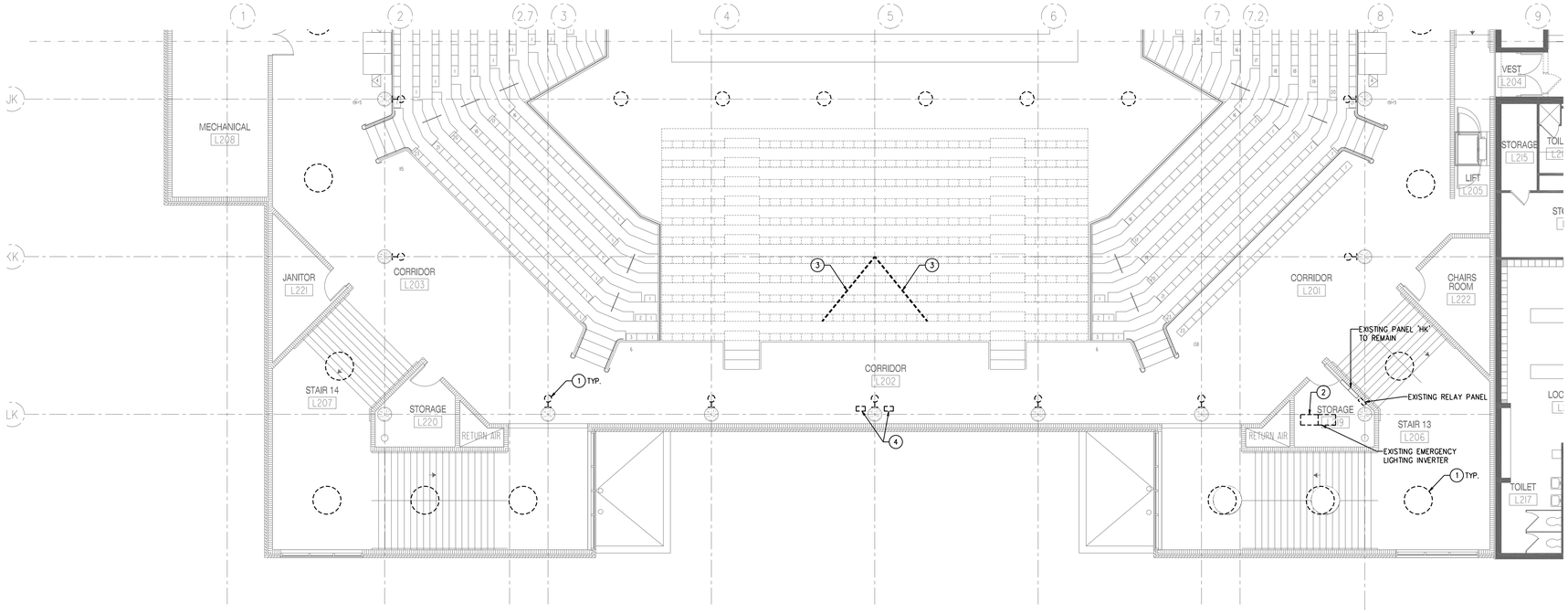

TRUE NORTH PLAN NORTH

01 DEMOLITION FLOOR PLAN - UNIT B - LEVEL 2 - ELECTRICAL

SCALE: 1/8" = 1'-0"

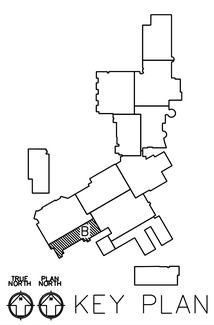

TRUE NORTH PLAN NORTH KEY PLAN

RWB Consulting Engineers
12001 N Central Expy #1100 www.rwb.net
Dallas, TX 75243 Firm Registration # F-2176
(972) 788-4222 Project # 21008.00

ISSUES

01	ISSUE FOR CONSTRUCTION	2021.03.25

REVISIONS

STATE OF TEXAS
DAVID M. BOON
95600
LICENSED PROFESSIONAL ENGINEER
2021-03-25

MIDLOTHIAN HIGH SCHOOL
ARENA RENOVATIONS
923 S. 9TH ST. MIDLOTHIAN, TX 76065

DEMO FP
UNIT B-LVL 2
ELECTRICAL

JOB NO.: 2021-015
DATE: 03/25/2021
DRAWN BY: PT
CHECKED BY: NPH

SHEET NO.

DE1.04

Drawing:P:\21008 - MIDLOTHIAN ISD MID HS ARENA LIGHTING AND SCOREBOARD REPLACEMENT\DRAWINGS\CAD\SHEETS\DE1.04.DWG Plot By:PEDRO TREJO Plot Date:3/25/2021 10:05 PM Plot Scale:1:1 Paper Size:ODE 30" 30X42 IN

GENERAL POWER NOTES:

1. **ALL WORK SHALL COMPLY WITH APPLICABLE NATIONAL, STATE AND LOCAL CODES, RULES, REGULATIONS AND REQUIREMENTS OF THE SERVICE UTILITY COMPANY.**
2. **ALL WORK SHALL COMPLY WITH THE BUILDING OWNER'S CONSTRUCTION GUIDELINES.**
3. **ALL CIRCUITS SHOWN SHALL BE 120V, 20A CIRCUITS UNLESS NOTED OTHERWISE.**
4. **ALL CONDUCTORS SHALL BE #12 AWG UNLESS NOTED OTHERWISE.**
5. **ALL 120V RUNS LONGER THAN 60' SHALL BE #10 AWG UNLESS NOTED OTHERWISE ON THE PLANS.**
6. **ALL CONDUCTORS SHALL BE COPPER (#10 AND SMALLER SHALL BE SOLID).**
7. **WHERE CONDUCTOR SIZES ARE NOTED ON DRAWINGS, THAT CONDUCTOR SIZE SHALL BE THROUGH THE ENTIRE RUN UNLESS NOTED OTHERWISE.**
8. **PANELBOARD DIRECTORIES SHALL BE COMPLETELY FILLED OUT TO ACCURATELY IDENTIFY EACH CIRCUIT (EXISTING AND NEW CIRCUITS) IN ALL PANELS WITHIN SCOPE OF WORK. DIRECTORIES SHALL BE TYPEWRITTEN.**
9. **DO NOT MOUNT THE POWER AND/OR TELEPHONE/DATA JUNCTION BOXES BACK TO BACK.**
10. **ELECTRIC CONNECTIONS TO PANELBOARDS AND BUS DUCTS SHALL BE MADE ONLY WHEN PANELBOARD OR BUS DUCT HAS BEEN DE-ENERGIZED.**
11. **ELECTRICAL CONTRACTOR SHALL X-RAY SLAB PRIOR TO ANY CORE-DRILLING.**
12. **REFER TO MECHANICAL AND PLUMBING DRAWINGS FOR ALL MOTOR STARTERS AND CONTROL PANEL LOCATIONS.**

GENERAL LIGHTING NOTES:

1. ALL WORK SHALL COMPLY WITH APPLICABLE NATIONAL, STATE AND LOCAL CODES, RULES, REGULATIONS.
2. ALL WORK SHALL COMPLY WITH THE BUILDING OWNER'S CONSTRUCTION GUIDELINES.
3. GENERAL CONTRACTOR SHALL NOTIFY THE ENGINEER IMMEDIATELY IF CONFLICTS OCCUR BETWEEN LIGHTING AND ANY OTHER TRADE. DO NOT PROCEED WITH INSTALLATION IN THAT AREA UNTIL CONFLICT HAS BEEN RESOLVED TO THE SATISFACTION OF THE ENGINEER.
4. WHEN SPECIFIC LIGHT FIXTURE TYPE HAS BEEN SPECIFIED IN THE LIGHTING FIXTURE SCHEDULE, ELECTRICAL CONTRACTOR SHALL PROVIDE COMPLETE ASSEMBLY INCLUSIVE OF ALL PARTS AND HARDWARE.
5. ALL CIRCUITS SHOWN SHALL BE 277V, 20A CIRCUITS UNLESS NOTED OTHERWISE.
6. ALL CONDUCTORS SHALL BE #12 AWG UNLESS NOTED OTHERWISE.
7. ALL 120V RUNS LONGER THAN 60' SHALL BE #10 AWG AND 277V RUNS LONGER THAN 150' SHALL BE #10 AWG UNLESS NOTED OTHERWISE ON PLANS.
8. ALL CONDUCTORS SHALL BE COPPER (#10 AND SMALLER SHALL BE SOLID).
9. WHERE CONDUCTOR SIZES ARE NOTED ON DRAWINGS, THAT WIRE SIZE SHALL BE THROUGH THE ENTIRE RUN UNLESS NOTED OTHERWISE.
10. MOUNT LIGHT SWITCHES AS INDICATED ON ELECTRICAL DRAWINGS (48" AFF UNLESS NOTED OTHERWISE).
11. ALL GANGED SWITCHES SHALL HAVE A COMMON SEAMLESS FACEPLATE. EACH MULTI-GANG BOX SHALL BE NO MORE THAN SIX (6) SWITCHES WIDE. WHERE MORE THAN SIX (6) SWITCHES ARE SHOWN AT ONE (1) LOCATION, ADDITIONAL MULTI-GANG BOXES SHALL BE STACKED VERTICALLY AND THE WIDTH OF THE MULTI-GANGS SHALL BE AS EVEN AS POSSIBLE.
12. EMERGENCY LIGHTING POWERED BY A DEDICATED INVERTER FOR NEW ARENA EMERGENCY EGRESS LIGHTING UNLESS OTHERWISE NOTED.
13. COORDINATE LOCATIONS OF LIGHTING FIXTURES IN MECHANICAL ROOMS TO AVOID CONFLICTS WITH DUCTWORK, PIPING, ETC.
14. CONTRACTOR SHALL PROVIDE ALL REQUIRED SWITCH PACKS, MOTION SENSORS AND ASSOCIATED WIRING TO CONTROL EACH ROOM AS SHOWN. SWITCH PACKS SHALL BE LOCATED ABOVE THE CEILING.
15. FIXTURES DESIGNATED "NL" SHALL REMAIN ON AT ALL TIMES FOR NIGHT LIGHTING.

GENERAL DEMOLITION NOTES:

1. THE INFORMATION ON THE DEMOLITION DRAWINGS ARE NOT FROM "AS BUILT" DRAWINGS BUT FROM ORIGINAL DRAWINGS. THIS INFORMATION IS INCLUDED FOR REFERENCE ONLY. CONTRACTOR WILL BE RESPONSIBLE FOR VISITING THE SITE PRIOR TO SUBMITTING A BID TO DETERMINE THE AMOUNT OF WORK THAT WILL BE REQUIRED. CONTRACTOR SHALL EXAMINE THE EXISTING BUILDING AND GENERALLY VERIFY THE LOCATION OF ALL EXISTING WORK AND BECOME INFORMED AS TO THE RELATION TO AND EFFECT ON THE WORK REQUIRED BEFORE SUBMITTING A BID. SUBMISSION OF A BID WILL CONSTITUTE EVIDENCE THAT THE CONTRACTOR HAS INSPECTED THE SITE OF THE PROPOSED WORK.
2. EXISTING MPE ITEMS TO BE REMOVED SHALL BE RETURNED TO THE OWNER OR DISPOSED OF AS DIRECTED BY THE DESIGNATED OWNER'S REPRESENTATIVE.
3. COORDINATE DEMOLITION WORK WITH THE MISD CONSTRUCTION DEPARTMENT AND OTHER TRADES PERFORMING WORK IN THE BUILDING PRIOR TO THE REMOVAL OF ANY ITEMS OF EQUIPMENT OR SYSTEMS THAT WILL AFFECT OTHER SYSTEMS WITHIN THE LIMIT OF NEW CONSTRUCTION OR OTHER AREAS OF THE BUILDING. CONTRACTOR SHALL VERIFY WITH THE OWNER IF THE BUILDING WILL BE OCCUPIED DURING CONSTRUCTION. ANY REQUIRED OUTAGES MUST BE COORDINATED WITH THE OWNER.
4. PRIOR TO THE REMOVAL OF ANY MPE ITEMS OF EQUIPMENT, CONTRACTOR MUST VERIFY THE ORIGIN AND TERMINATION OF THOSE SYSTEMS AND CONFIRM THAT THE ITEMS BEING REMOVED DO NOT SERVE ANY ITEMS THAT ARE TO REMAIN (INCLUDING THOSE IN AREAS OUTSIDE THE CONTRACT LIMITS).
5. DO NOT ABANDON ANY ITEMS IN PLACE. REMOVE ALL COMPONENTS ASSOCIATED WITH EACH ITEM CALLED OUT TO BE REMOVED.
6. REMOVE ELECTRICAL CONNECTIONS TO EXISTING MECHANICAL AND PLUMBING EQUIPMENT BEING REMOVED. REFER TO MECHANICAL AND PLUMBING PLANS FOR EQUIPMENT TO BE REMOVED.

LIGHTING LEGEND

	CEILING MOUNTED EXIT LIGHT ASSEMBLY (SINGLE OR DOUBLE FACE)
	WALL MOUNTED EXIT LIGHT ASSEMBLY (SINGLE OR DOUBLE FACE)
	CEILING MOUNTED LIGHT FIXTURE (HATCHING INDICATES EMERGENCY FIXTURE)
	WALL MOUNTED LIGHT FIXTURE (HATCHING INDICATES EMERGENCY FIXTURE)
	PENDANT/SUSPENDED LIGHT FIXTURE (HATCHING INDICATES EMERGENCY FIXTURE)
	CEILING MOUNTED RECTANGULAR LIGHT FIXTURE (HATCHING INDICATES EMERGENCY FIXTURE)
	WALL MOUNTED RECTANGULAR LIGHT FIXTURE (HATCHING INDICATES EMERGENCY FIXTURE)
	PENDANT/SUSPENDED RECTANGULAR LIGHT FIXTURE (HATCHING INDICATES EMERGENCY FIXTURE)
	POLE MOUNTED OUTDOOR AREA LIGHT FIXTURE (SINGLE OR MULTIPLE HEADS PER POLE)
	TRACK LIGHT FIXTURE (LENGTH OF TRACK AS INDICATED ON DRAWINGS, NUMBER OF HEADS AS SPECIFIED)
$	SINGLE POLE SWITCH
$3	THREE WAY SWITCH
$4	FOUR WAY SWITCH
$D	DIMMER SWITCH
$K	KEYED SWITCH
$M	MANUAL MOTOR STARTER
$T	TIMER SWITCH
$P	SWITCH WITH PILOT LIGHT
$LV	LOW VOLTAGE SCENE SWITCH
$a	SWITCH WITH SWITCH LEG DESIGNATION
$OC	SWITCH WITH OCCUPANCY SENSOR
OC	WALL MOTION OCCUPANCY/VACANCY SENSOR
OC C	CEILING MOTION OCCUPANCY/VACANCY SENSOR
PH	PHOTOCELL
L	LOW-VOLTAGE LIGHTING CONTROL STATION
RC	ROOM CONTROLLER
924	UL 924 DEVICE

NOT ALL SYMBOLS USED

POWER LEGEND

	RACEWAY IN WALL OR ABOVE CEILING
	RACEWAY IN OR BELOW FLOOR
B-4	HOMERUN ; LETTER(S) DENOTES PANEL NAME NUMBER DENOTES CIRCUIT NUMBER
A	DENOTES DEVICE MOUNTED ABOVE COUNTER
WP	DENOTES WEATHERPROOF DEVICE
GFI	DENOTES GROUND FAULT INTERRUPTING DEVICE
	DUPLEX RECEPTACLE
	QUADRAPLEX RECEPTACLE
	ISOLATED GROUND DUPLEX RECEPTACLE
	ISOLATED GROUND QUADRAPLEX RECEPTACLE
	FLOOR DUPLEX RECEPTACLE
	FLOOR ISOLATED GROUND DUPLEX RECEPTACLE
	FLOOR QUADRAPLEX RECEPTACLE
	FLOOR ISOLATED GROUND QUADRAPLEX RECEPTACLE
	POKE-THRU DEVICE
	CEILING MOUNTED DUPLEX RECEPTACLE
	CEILING MOUNTED QUADRAPLEX RECEPTACLE
	USB RECEPTACLE
	USB DUPLEX COMBO RECEPTACLE
	USB QUADRAPLEX COMBO RECEPTACLE
	ISOLATED GROUND USB DUPLEX COMBO RECEPTACLE
	ISOLATED GROUND USB QUAD COMBO RECEPTACLE
	SIMPLEX RECEPTACLE
	SINGLE PHASE, 3 WIRE GROUNDED RECEPTACLE (NUMBER INDICATES AMPERAGE RATING)
	SPECIAL RECEPTACLE (NUMBER DENOTES AMPERAGE RATING)
	FLOOR JUNCTION BOX
	CEILING JUNCTION BOX
	WALL JUNCTION BOX
	POWER/DATA SURFACE RACEWAY
	POWER/DATA POWER POLE
	CONTROL DEVICE
	SCOREBOARD FLUSH FLOOR BOX
	MOTOR CONNECTION
	MOTOR STARTER
	DISCONNECT SWITCH
	DISCONNECT SWITCH - FUSED
	VARIABLE FREQUENCY DRIVE (VFD)
	480V PANELBOARD
	208V PANELBOARD
	DISTRIBUTION PANELBOARD
	DRY-TYPE TRANSFORMER

NOT ALL SYMBOLS USED

SPECIAL SYSTEMS LEGEND

F	FIRE ALARM MANUAL PULL STATION
F	FIRE ALARM AUDIO/VISUAL DEVICE
S	FIRE ALARM STROBE ASSEMBLY
S	SMOKE DETECTOR
S D	DUCT MOUNTED SMOKE DETECTOR
H	HEAT DETECTOR
F	CEILING MOUNTED FIRE ALARM AUDIO/VISUAL DEVICE
S	CEILING MOUNTED FIRE ALARM STROBE ASSEMBLY
S	CEILING MOUNTED FIRE ALARM SMOKE DETECTOR
H	CEILING MOUNTED HEAT DETECTOR
FS	FIRE ALARM SPRINKLER SYSTEM WATER FLOW SENSOR
TS	FIRE ALARM SPRINKLER SYSTEM VALVE TAMPER SENSOR
FACP	FIRE ALARM CONTROL PANEL
FAA	FIRE ALARM ANNUNCIATOR PANEL
GAP	EMERGENCY GENERATOR ANNUNCIATOR PANEL
	WALL MOUNTED TELEPHONE OUTLET
	WALL MOUNTED DATA OUTLET
	WALL MOUNTED DATA/TELEPHONE OUTLET
	FLUSH FLOOR MOUNTED DATA OUTLET
	CEILING MOUNTED DATA OUTLET
WAP	CEILING MOUNTED WIRELESS ACCESS POINT
	WALL MOUNTED SINGLE FACE SYSTEM CLOCK
	WALL MOUNTED DOUBLE FACE SYSTEM CLOCK
S	CEILING MOUNTED SPEAKER ASSEMBLY
S	WALL MOUNTED SPEAKER ASSEMBLY
M	CEILING MOUNTED MICROPHONE OUTLET
M	WALL MOUNTED MICROPHONE OUTLET
AV	CEILING MOUNTED AV BOX
AV	WALL MOUNTED AV BOX
V	VOLUME CONTROL
K	SECURITY SYSTEM KEYPAD
M	SECURITY SYSTEM MOTION SENSOR
M	SECURITY SYSTEM WALL MOUNTED MOTION SENSOR
D	SECURITY SYSTEM DOOR MAGNETIC LOCK
	SECURITY SYSTEM CAMERA
CR	SECURITY SYSTEM CARD READER
IC	INTERCOM
B	GLASS BREAK DETECTOR
J	SECURITY SYSTEM JUNCTION BOX
	SECURITY SYSTEM DOOR CONTACT
	DOORBELL/PUSHBUTTON
	BELL

NOT ALL SYMBOLS USED

RWB Consulting Engineers
12001 N Central Expy #1100 www.rwb.net
Dallas, TX 75243 Firm Registration # F-2176
(972) 788-4222 Project # 21008.00

ISSUES

01	ISSUE FOR CONSTRUCTION	2021.03.25

REVISIONS

STATE OF TEXAS
DAVID M. BOON
95600
LICENSED PROFESSIONAL ENGINEER
2021-03-25

MIDLOTHIAN HIGH SCHOOL
ARENA RENOVATIONS
923 S. 9TH ST. MIDLOTHIAN, TX 76065

ELECTRICAL NOTES & LEGEND

JOB NO.: 2021-015
DATE: 03/25/2021
DRAWN BY: PT
CHECKED BY: NPH

SHEET NO.

E0.00

Drawing P:\21008 - MIDLOTHIAN ISD MID HS ARENA LIGHTING AND SCOREBOARD REPLACEMENT\DRAWINGS\CAD\SHEETS\E0.00.DWG, Plot By:PEDRO TREJO, Plot Date:3/25/2021 10:02 PM, Plot Scale:1:1, Paper Size:ODE 30" 30X42 IN

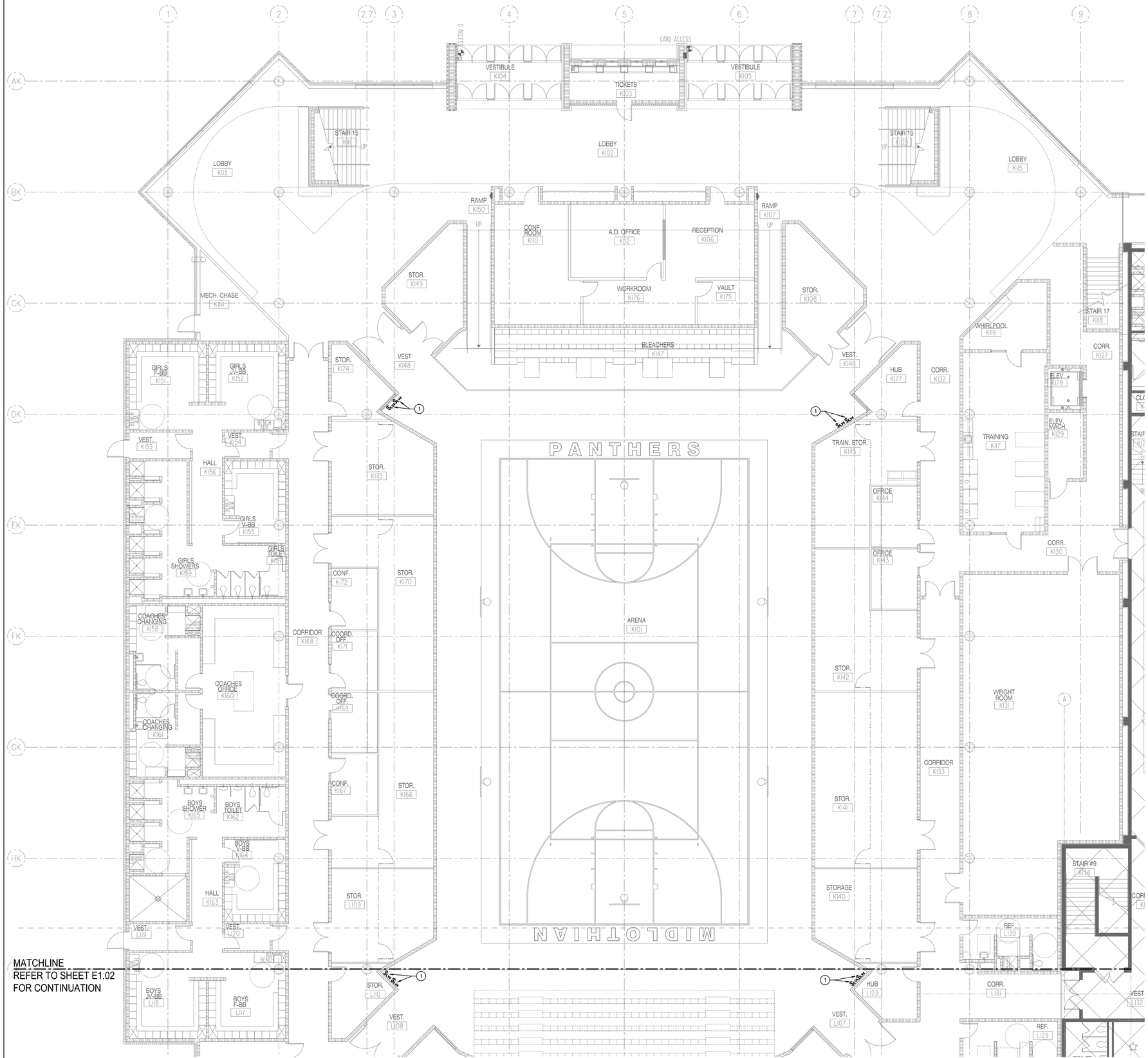

GENERAL LIGHTING NOTES:

1. REFER TO DRAWING E0.00 FOR GENERAL LIGHTING NOTES.

NOTES BY SYMBOL 'O':

(1) 4 BUTTON LIGHTING CONTROL STATION (COOPER LIGHTING #W4SW) FOR CONTROL OF COMPETITION GYM LIGHTS THROUGH WIRELESS LIGHTING CONTROL SYSTEM. REFER TO SHEET E3.01 DETAILS 01 & 02.

TRUE NORTH PLAN NORTH

01 FLOOR PLAN - UNIT A - LEVEL 1 - LIGHTING

SCALE: 1/8" = 1'-0"

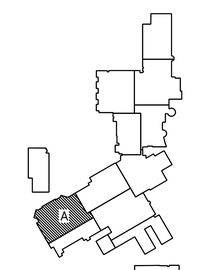

TRUE NORTH PLAN NORTH KEY PLAN

RWB Consulting Engineers
12001 N Central Expy #1100 www.rwb.net
Dallas, TX 75243 Firm Registration # F-2176
(972) 788-4222 Project # 21008.00

ISSUES

01	ISSUE FOR CONSTRUCTION	2021.03.25

REVISIONS

STATE OF TEXAS
DAVID M. BOON
95600
LICENSED PROFESSIONAL ENGINEER
2021-03-25

MIDLOTHIAN HIGH SCHOOL ARENA RENOVATIONS

923 S. 9TH ST. MIDLOTHIAN, TX 76065

FLOORPLAN UNIT A-LVL 1 LIGHTING

JOB NO.: 2021-015
DATE: 03/25/2021
DRAWN BY: PT
CHECKED BY: NPH

SHEET NO.

E1.01

Drawing:P:\21008 - MIDLOTHIAN ISD MID HS ARENA LIGHTING AND SCOREBOARD REPLACEMENT\DRAWINGS\CAD\SHEETS\E1.01.DWG, Plot By:PEDRO TREJO, Plot Date:3/25/2021 10:07 PM, Plot Scale:1:1, Paper Size:ICE 30" X42.0 IN

GENERAL LIGHTING NOTES:

1. REFER TO DRAWING E0.00 FOR GENERAL LIGHTING NOTES.

NOTES BY SYMBOL '○':

(1) 4 BUTTON LIGHTING CONTROL STATION (COOPER LIGHTING #W4SW) FOR CONTROL OF COMPETITION GYM LIGHTS THROUGH WIRELESS LIGHTING CONTROL SYSTEM. REFER TO SHEET E3.01 DETAILS 01 & 02.

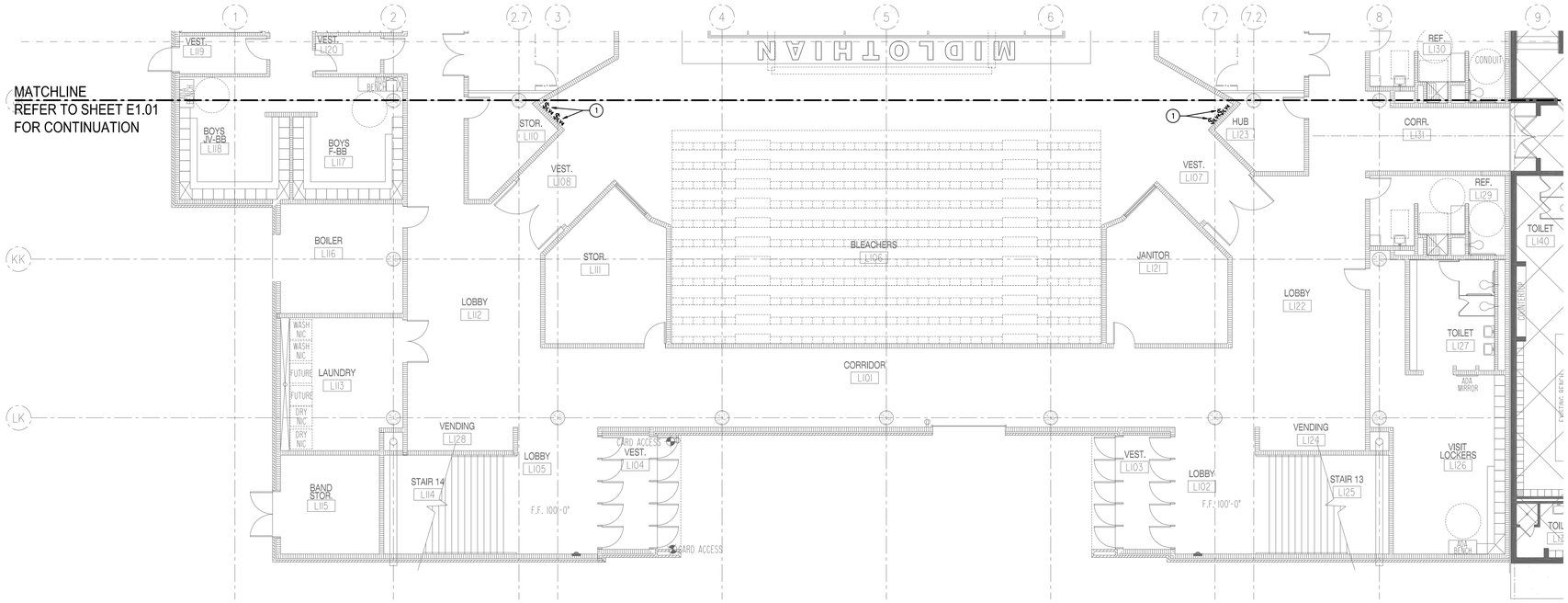

TRUE NORTH PLAN NORTH

01 FLOOR PLAN - UNIT B - LEVEL 1 - LIGHTING

SCALE: 1/8" = 1'-0"

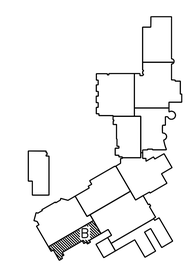

TRUE NORTH PLAN NORTH KEY PLAN

RWB Consulting Engineers
12001 N Central Expy #1100 www.rwb.net
Dallas, TX 75243 Firm Registration # F-2176
(972) 788-4222 Project # 21008.00

ISSUES

01	ISSUE FOR CONSTRUCTION	2021.03.25

REVISIONS

STATE OF TEXAS
DAVID M. BOON
LICENSED
95600
PROFESSIONAL ENGINEER
2021-03-25

MIDLOTHIAN HIGH SCHOOL
ARENA RENOVATIONS
923 S. 9TH ST. MIDLOTHIAN, TX 76065

FLOORPLAN
UNIT B-LVL 1
LIGHTING

JOB NO.: 2021-015
DATE: 03/25/2021
DRAWN BY: PT
CHECKED BY: NPH

SHEET NO.

E1.02

Drawing P:\21008 - MIDLOTHIAN ISD MID HS ARENA LIGHTING AND SCOREBOARD REPLACEMENT\DRAWINGS\CAD\SHEETS\E1.02.DWG, Plot Date:3/25/2021 10:08 PM, Plot By:PEDRO TREJO, Plot Scale:1:1, Paper Size:D22 30" X0442 IN

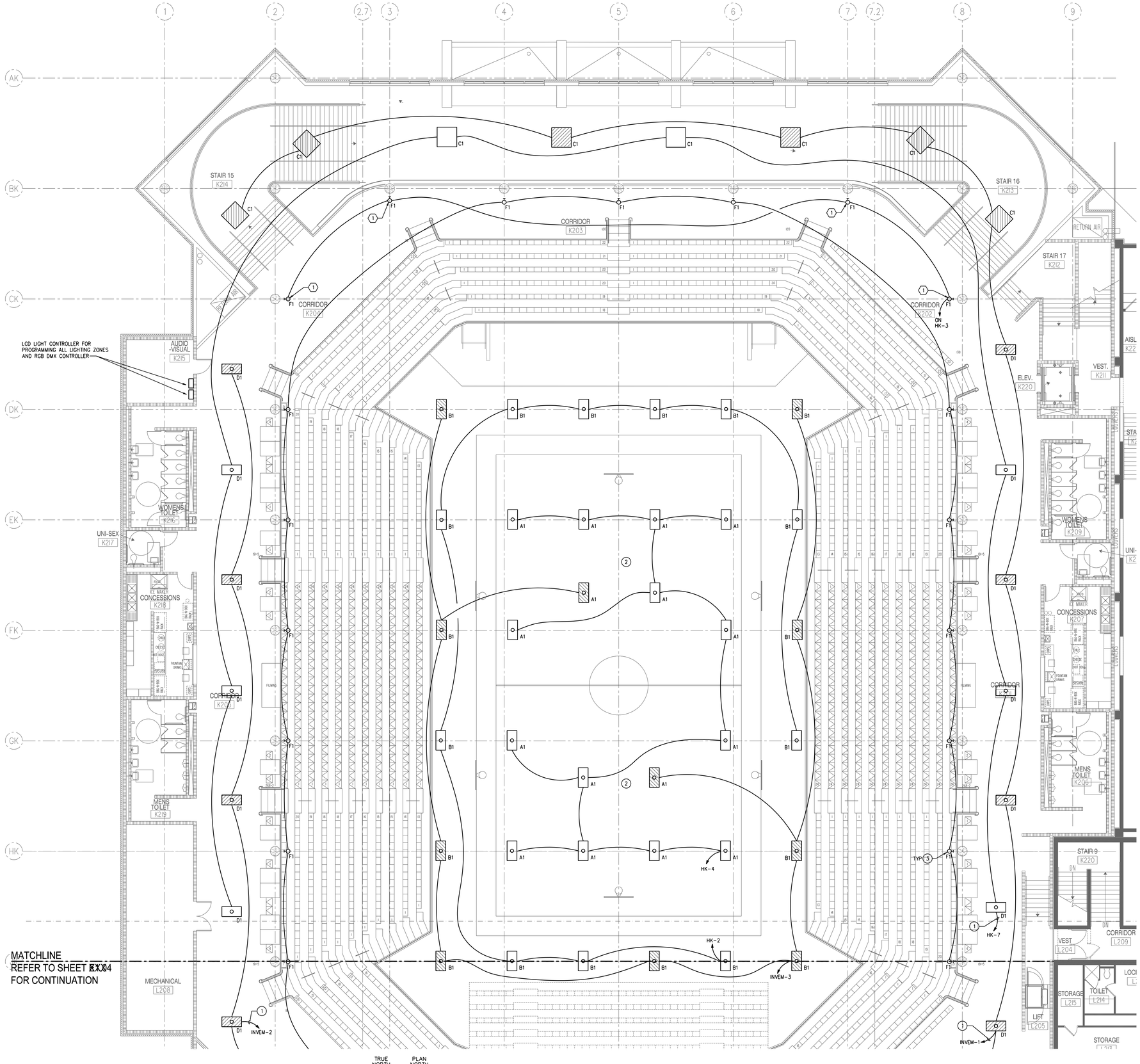

01 FLOOR PLAN - UNIT A - LEVEL 2 - LIGHTING
SCALE: 1/8" = 1'-0"

GENERAL LIGHTING NOTES:

1. REFER TO SHEET E0.00 FOR GENERAL NOTES.

NOTES BY SYMBOL '○':

1. THE CONCOURSE LEVEL AREA LIGHTING WILL BE CONTROLLED BY A WIRELESS NETWORK LIGHTING CONTROL SYSTEM, BASED ON OCCUPIED TIME SCHEDULE THROUGH THE CENTRAL LIGHTING CONTROL SOFTWARE SYSTEM.
2. REFER TO LIGHTING CONTROL DETAIL 02 SHEET E3.01.
3. THE ARENA UPLIGHTS WILL BE CONTROLLED BY A WIRELESS NETWORK LIGHTING CONTROL SYSTEM. CONTROL SWITCH WILL BE LOCATED ON GYM FLOOR AND LCD LIGHT CONTROLLER IN AV STORAGE ROOM.

ALTERNATE NOTES BY SYMBOL '○':

1. PROVIDE AND INSTALL LIGHT FIXTURE TYPE 'G1'. LIGHT FIXTURE TYPE 'G1' AND DMX CONTROLS SHALL BE PRICED AS ALTERNATE.

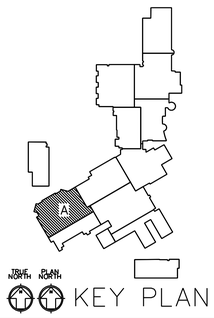

KEY PLAN

RWB
Consulting Engineers
12001 N Central Expy #1100 www.rwb.net
Dallas, TX 75243 Firm Registration # F-2176
(972) 788-4222 Project # 21008.00

ISSUES

01	ISSUE FOR CONSTRUCTION	2021.03.25

REVISIONS

STATE OF TEXAS
DAVID M. BOON
95600
LICENSED PROFESSIONAL ENGINEER
2021-03-25

MIDLOTHIAN HIGH SCHOOL ARENA RENOVATIONS

923 S. 9TH ST. MIDLOTHIAN, TX 76065

FLOORPLAN UNIT A-LVL 2 LIGHTING

JOB NO.: 2021-015
DATE: 03/25/2021
DRAWN BY: PT
CHECKED BY: NPH

SHEET NO.

E1.03

Drawing:P:\21008 - MIDLOTHIAN ISD HS ARENA LIGHTING AND SCOREBOARD REPLACEMENT\DRAWINGS\CAD\SHEETSV21.03.DWG, Plot By:PEDRO TREJO, Plot Date:3/25/2021 10:08 PM, Plot Scale:1:1, Paper Size:ODE 30" 30X42 IN

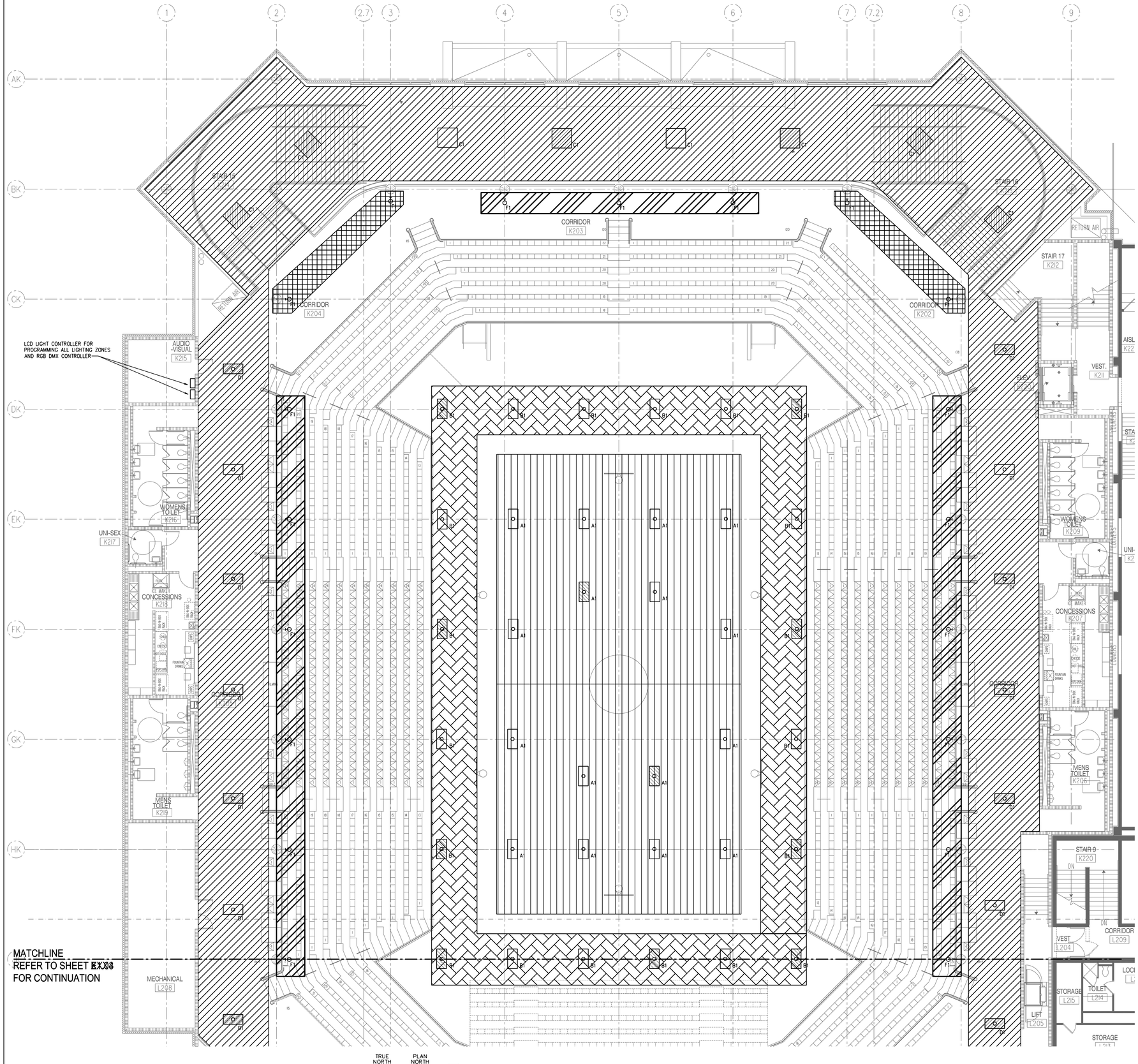

TRUE NORTH PLAN NORTH

01 FLOOR PLAN - UNIT A - LEVEL 2 - LIGHTING ZONES

SCALE: 1/8" = 1'-0"

COMPETITION COURT LIGHTING ZONE

COURT PERIMETER LIGHTING ZONE

ARENA UP LIGHTING ZONE

RGB DMX LIGHTING ZONE

CONCOURSE LIGHTING ZONE

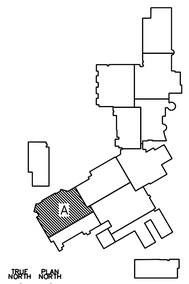

TRUE NORTH PLAN NORTH KEY PLAN

RWB Consulting Engineers
12001 N Central Expy #1100 www.rwb.net
Dallas, TX 75243 Firm Registration # F-2176
(972) 788-4222 Project # 21008.00

ISSUES

01	ISSUE FOR CONSTRUCTION	2021.03.25

REVISIONS

STATE OF TEXAS
DAVID M. BOON
95600
LICENSED PROFESSIONAL ENGINEER
2021-03-25

MIDLOTHIAN HIGH SCHOOL
ARENA RENOVATIONS
923 S. 9TH ST. MIDLOTHIAN, TX 76065

FLOORPLAN
UNIT A-LVL 2
LTG ZONES

JOB NO.: 2021-015
DATE: 03/25/2021
DRAWN BY: PT
CHECKED BY: NPH

SHEET NO.

E1.03Z

Drawing:P:\21008 - MIDLOTHIAN ISD MID HS ARENA LIGHTING AND SCOREBOARD REPLACEMENT\DRAWINGS\CAD\SHEETS\E1.03Z.DWG, Plot By:PEDRO TREJO, Plot Date:3/25/2021 10:09 PM, Plot Scale:1:1, Paper Size:D(E 30" 30x42 IN

GENERAL LIGHTING NOTES:

1. REFER TO SHEET E0.00 FOR GENERAL NOTES.

NOTES BY SYMBOL '⬡':

1. THE CONCOURSE LEVEL AREA LIGHTING WILL BE CONTROLLED BY A WIRELESS NETWORK LIGHTING CONTROL SYSTEM, BASED ON OCCUPIED TIME SCHEDULE THROUGH THE CENTRAL LIGHTING CONTROL SOFTWARE SYSTEM.
2. SURE-LITES #SC-10KVA-277V-277V SINGLE PHASE INVERTER, UL 924 LISTED, 90 MIN BACKUP TIME AND (6)-20A/1P OUTPUT CIRCUIT BREAKER.
3. THE ARENA UPLIGHTS WILL BE CONTROLLED BY A WIRELESS NETWORK LIGHTING CONTROL SYSTEM. CONTROL SWITCH WILL BE LOCATED ON GYM FLOOR AND LCD LIGHT CONTROLLER IN AV STORAGE ROOM.

ALTERNATE NOTES BY SYMBOL '⬡':

1. PROVIDE AND INSTALL LIGHT FIXTURE TYPE 'G1'. LIGHT FIXTURE TYPE 'G1' AND DMX CONTROLS SHALL BE PRICED AS ALTERNATE.

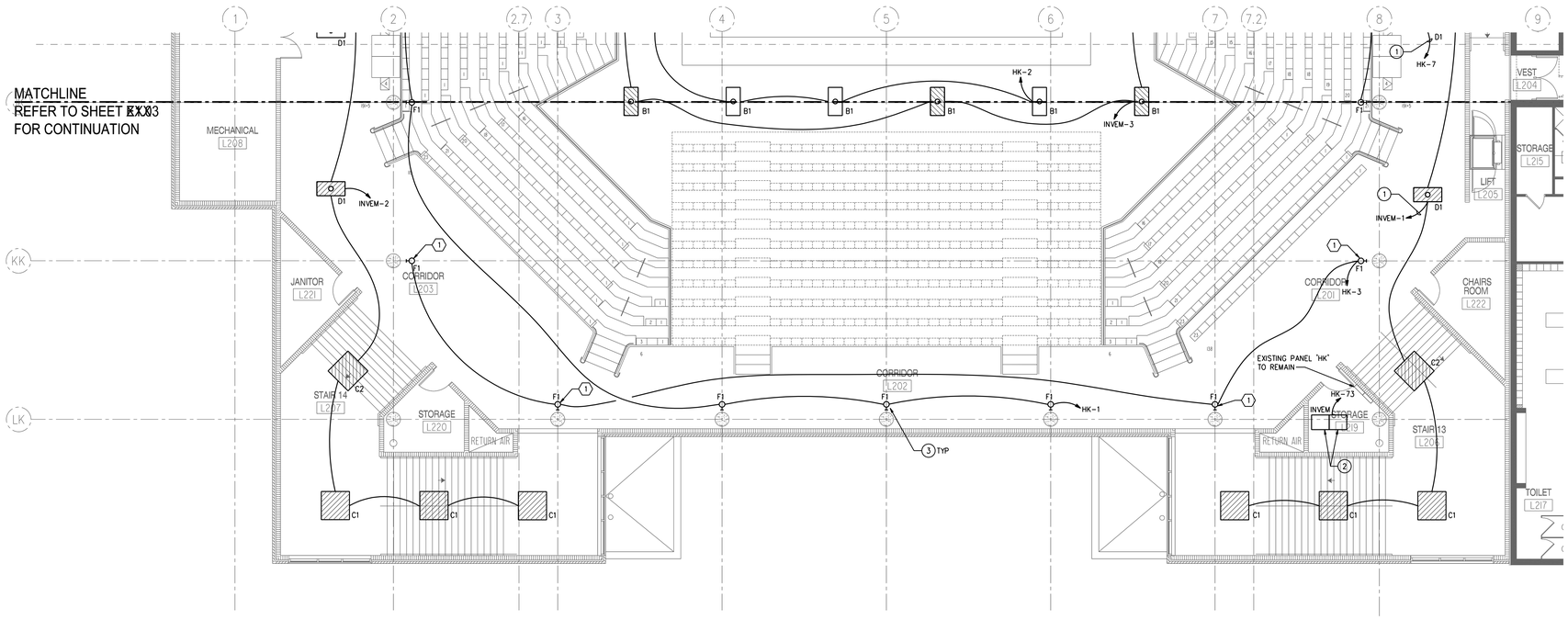

TRUE NORTH PLAN NORTH

01 FLOOR PLAN - UNIT B - LEVEL 2 - LIGHTING

SCALE: 1/8" = 1'-0"

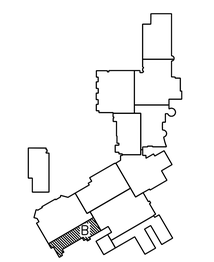

TRUE NORTH PLAN NORTH KEY PLAN

RWB Consulting Engineers
12001 N Central Expy #1100 Dallas, TX 75243 (972) 788-4222
www.rwb.net Firm Registration # F-2176 Project # 21008.00

ISSUES

01	ISSUE FOR CONSTRUCTION	2021.03.25

REVISIONS

STATE OF TEXAS DAVID M. BOON 95600 LICENSED PROFESSIONAL ENGINEER 2021-03-25

MIDLOTHIAN HIGH SCHOOL
ARENA RENOVATIONS
923 S. 9TH ST. MIDLOTHIAN, TX 76065

FLOORPLAN UNIT B-LVL 2 LIGHTING

JOB NO.: 2021-015
DATE: 03/25/2021
DRAWN BY: PF
CHECKED BY: NPH

SHEET NO.

E1.04

Drawing:P:\21008 - MIDLOTHIAN ISD HS ARENA LIGHTING AND SCOREBOARD REPLACEMENT\DRAWINGS\CAD\SHEETS\E1.04.DWG Plot By:PEDRO PRADA Plot Date:3/25/2021 10:10 PM Plot Scale:1:1 Paper Size:ODE 30" X0042 IN

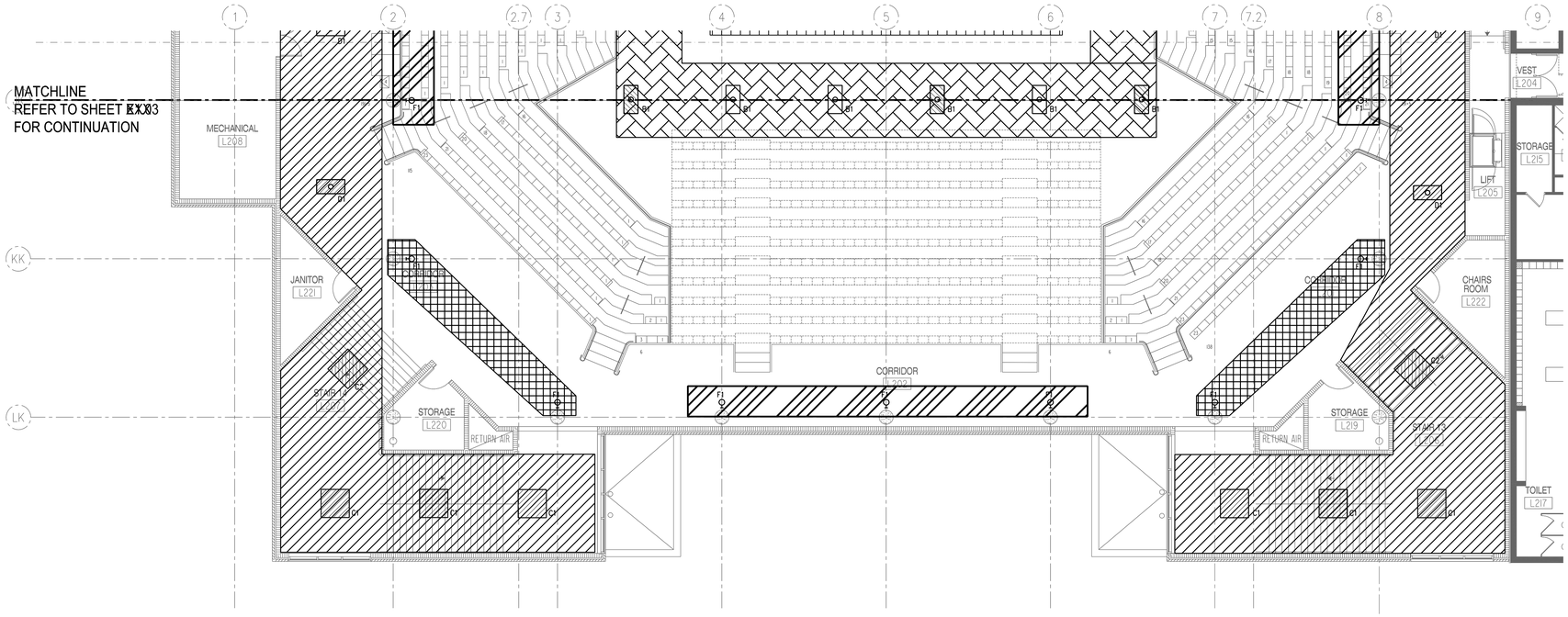

COMPETITION COURT LIGHTING ZONE

COURT PERIMETER LIGHTING ZONE

ARENA UP LIGHTING ZONE

RGB DMX LIGHTING ZONE

CONCOURSE LIGHTING ZONE

TRUE NORTH PLAN NORTH

01 FLOOR PLAN - UNIT B - LEVEL 2 - LIGHTING ZONES

SCALE: 1/8" = 1'-0"

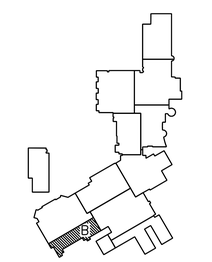

TRUE NORTH PLAN NORTH KEY PLAN

RWB Consulting Engineers
12001 N Central Expy #1100 www.rwb.net
Dallas, TX 75243 Firm Registration # F-2176
(972) 788-4222 Project # 21008.00

ISSUES

01	ISSUE FOR CONSTRUCTION	2021.03.25

REVISIONS

STATE OF TEXAS
DAVID M. BOON
95600
2021-03-25

MIDLOTHIAN HIGH SCHOOL
ARENA RENOVATIONS
923 S. 9TH ST. MIDLOTHIAN, TX 76065

FLOORPLAN
UNIT B-LVL 2
LTG ZONES

JOB NO.: 2021-015
DATE: 03/25/2021
DRAWN BY: PT
CHECKED BY: NPH

SHEET NO.

E1.04Z

Drawing P:\21008 - MIDLOTHIAN ISD MHS ARENA LIGHTING AND SCOREBOARD REPLACEMENT\DRAWINGS\CAD\SHEETS\E1.04Z.DWG, Plot By:PEDRO TREJO, Plot Date:3/25/2021 10:10 PM, Plot Scale:1:1, Paper Size:ORZ 30" 30X42 IN

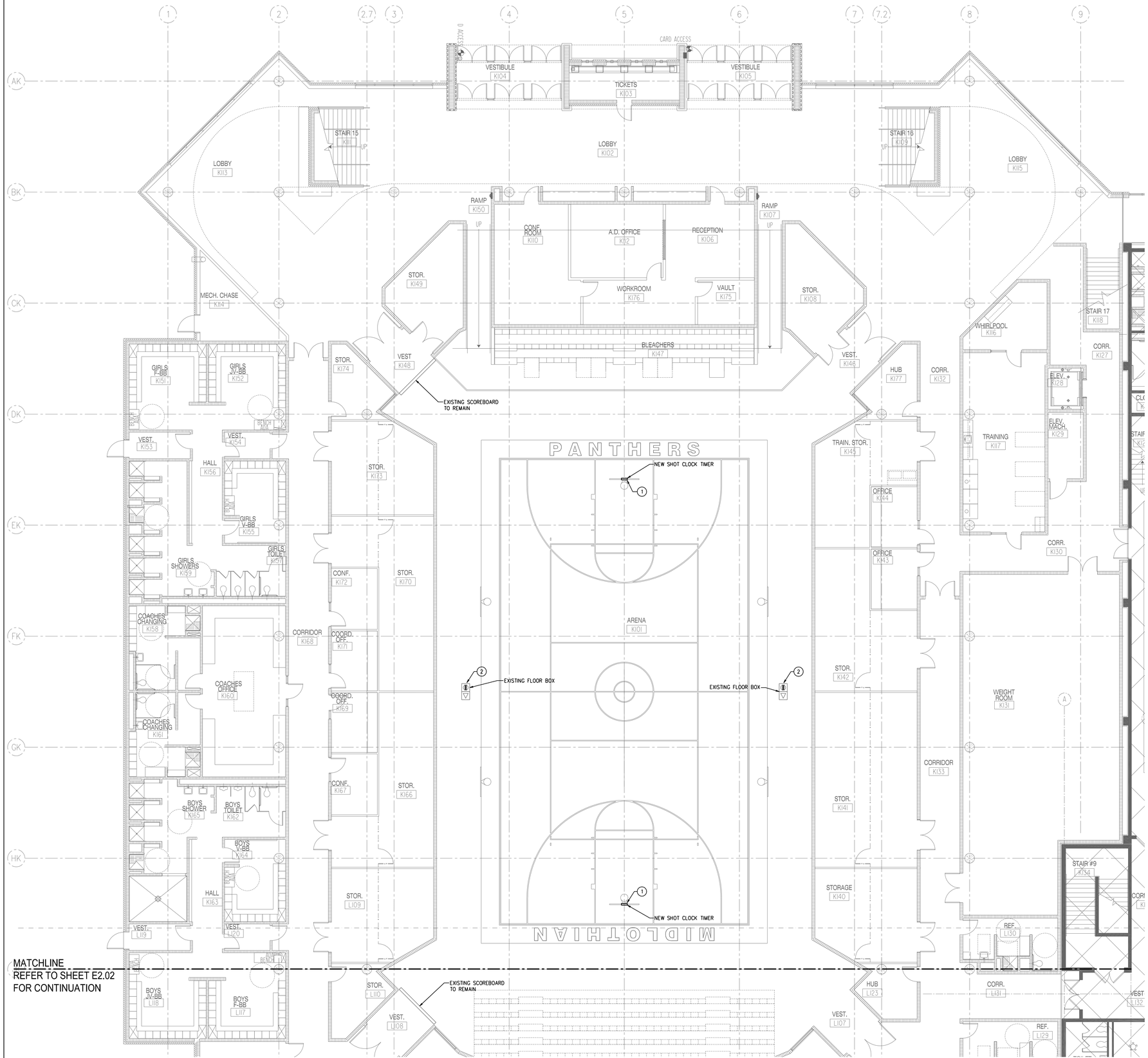

01 FLOOR PLAN - UNIT A - LEVEL 1 - POWER-DATA

SCALE: 1/8" = 1'-0"

GENERAL POWER NOTES:

1. REFER TO DRAWING E0.00 FOR GENERAL POWER NOTES.

NOTES BY SYMBOL '○':

1. INSTALL NEW DAKTRONICS #BB-2115-AR-PV SHOT CLOCK TIMER LOCATED ABOVE BASKETBALL BACKBOARD. REUSE EXISTING 120V,20A/1P CIRCUIT SERVING EXISTING SHOT CLOCK TIMER.
2. REUSE EXISTING DATA CABLING FOR NEW COURTSIDE SCOREBOARD CONTROLLER TO NEW SCOREBOARD CONTROL RACK IN AUDIO VISUAL RM K215.

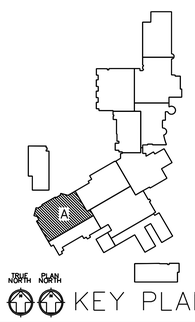

KEY PLAN

RWB Consulting Engineers
12001 N Central Expy #1100 www.rwb.net
Dallas, TX 75243 Firm Registration # F-2176
(972) 788-4222 Project # 21008.00

ISSUES

01	ISSUE FOR CONSTRUCTION	2021.03.25

REVISIONS

STATE OF TEXAS
DAVID M. BOON
95600
LICENSED PROFESSIONAL ENGINEER
2021-03-25

MIDLOTHIAN HIGH SCHOOL ARENA RENOVATIONS

923 S. 9TH ST. MIDLOTHIAN, TX 76065

FLOORPLAN
UNIT A-LVL 1
POWER-DATA

JOB NO.: 2021-015
DATE: 03/25/2021
DRAWN BY: PT
CHECKED BY: NPH

SHEET NO.

E2.01

Drawing: P:\21008 - MIDLOTHIAN ISD MID HS ARENA LIGHTING AND SCOREBOARD REPLACEMENT\DRAWINGS\CAD\SHEETS\E2.01.DWG, Plot By:PEDRO TREJO, Plot Date:3/25/2021 10:11 PM, Plot Scale:1:1, Paper Size:ODE 30" 30X42 IN

GENERAL POWER NOTES:

1. REFER TO DRAWING E0.00 FOR GENERAL POWER NOTES.

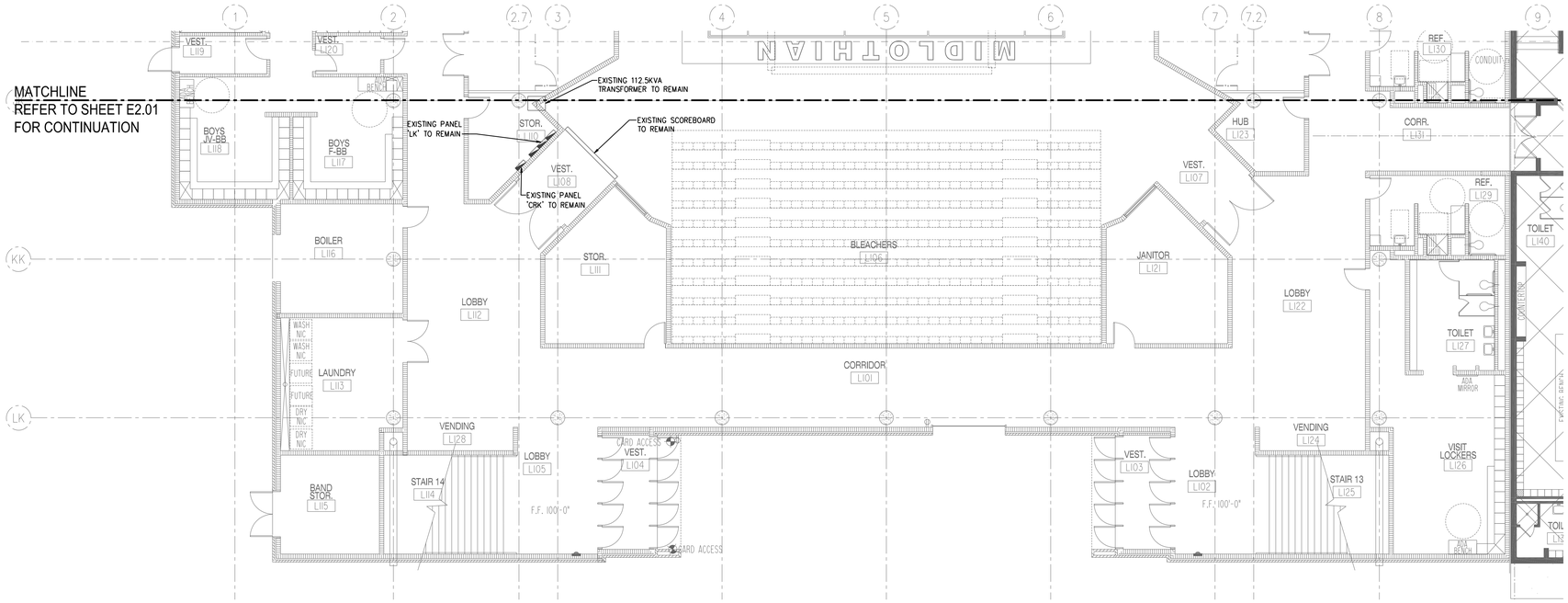

TRUE NORTH PLAN NORTH

01 FLOOR PLAN - UNIT B - LEVEL 1 - POWER-DATA

SCALE: 1/8" = 1'-0"

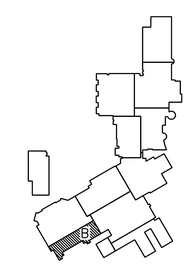

TRUE NORTH PLAN NORTH KEY PLAN

RWB Consulting Engineers
12001 N Central Expy #1100 www.rwb.net
Dallas, TX 75243 Firm Registration # F-2176
(972) 788-4222 Project # 21008.00

ISSUES

01	ISSUE FOR CONSTRUCTION	2021.03.25

REVISIONS

STATE OF TEXAS
DAVID M. BOON
95600
LICENSED PROFESSIONAL ENGINEER
2021-03-25

MIDLOTHIAN HIGH SCHOOL
ARENA RENOVATIONS
923 S. 9TH ST. MIDLOTHIAN, TX 76065

FLOORPLAN
UNIT B-LVL 1
POWER-DATA

JOB NO.: 2021-015
DATE: 03/25/2021
DRAWN BY: PT
CHECKED BY: NPH

SHEET NO.

E2.02

Drawing P:\21008 - MIDLOTHIAN ISD MID HS ARENA LIGHTING AND SCOREBOARD REPLACEMENT\DRAWINGS\CAD\SHEETS\E2.02.DWG, Plot By:PEDRO TREJO, Plot Date:3/25/2021 10:12 PM, Plot Scale:1:1, Paper Size:ODZ 30" 30X42 IN

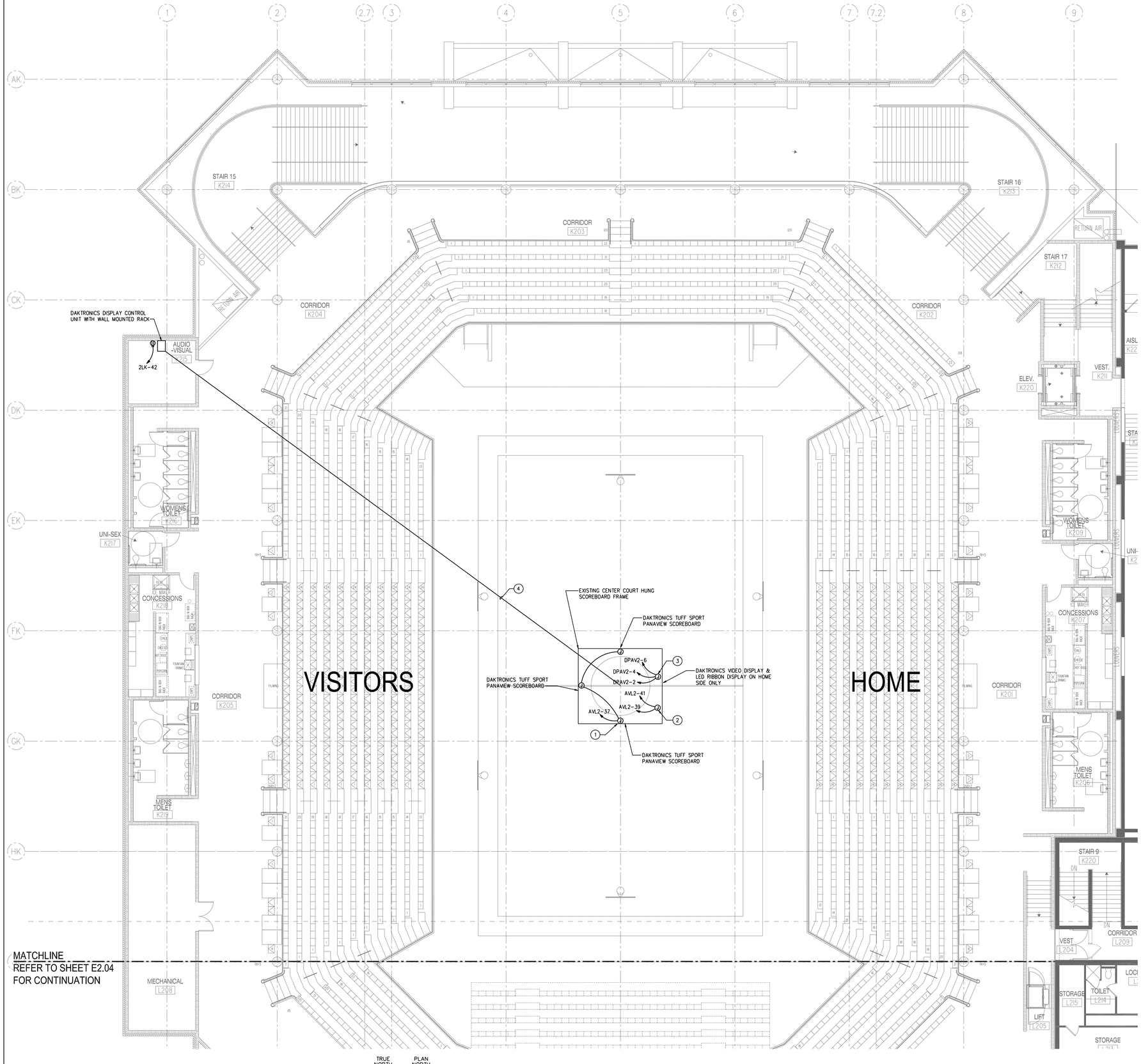

TRUE NORTH PLAN NORTH

01 FLOOR PLAN - UNIT A - LEVEL 2 - POWER-DATA

SCALE: 1/8" = 1'-0"

GENERAL POWER NOTES:

1. REFER TO DRAWING E0.00 FOR GENERAL POWER NOTES.

NOTES BY SYMBOL 'O':

1. POWER FOR NEW DAKTRONICS SCOREBOARDS. REUSE EXISTING 120V, 20A CIRCUIT. COORDINATE EXACT POWER REQUIREMENT AND POWER TERMINATION WITH MANUFACTURER.
2. POWER FOR NEW DAKTRONICS LED RIBBON DISPLAY. REUSE EXISTING 120V, 20A CIRCUIT. COORDINATE EXACT POWER REQUIREMENTS AND POWER TERMINATION WITH MANUFACTURER.
3. POWER FOR NEW DAKTRONICS VIDEO DISPLAY. COORDINATE EXACT POWER REQUIREMENTS AND POWER TERMINATION WITH MANUFACTURER.
4. PROVIDE (2) 2"CONDUITS WITH WITH SIX STRAND FIBER OPTIC CABLE FROM DISPLAY CONTROL UNIT TO NEW VIDEO DISPLAY LOCATED ON CENTER HUNG SCOREBOARD. ROUTE AND CONCEAL CONDUIT ABOVE STRUCTURAL BEAMS.

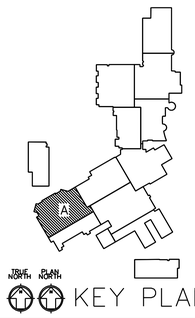

KEY PLAN

RWB Consulting Engineers
12001 N Central Expy #1100 www.rwb.net
Dallas, TX 75243 Firm Registration # F-2176
(972) 788-4222 Project # 21008.00

ISSUES

01	ISSUE FOR CONSTRUCTION	2021.03.25

REVISIONS

STATE OF TEXAS
DAVID M. BOON
95600
LICENSED PROFESSIONAL ENGINEER
2021-03-25

MIDLOTHIAN HIGH SCHOOL ARENA RENOVATIONS

923 S. 9TH ST. MIDLOTHIAN, TX 76065

FLOORPLAN
UNIT A-LVL 2
POWER-DATA

JOB NO.: 2021-015
DATE: 03/25/2021
DRAWN BY: PT
CHECKED BY: NPH

SHEET NO.

E2.03

Drawing:P:\21008 - MIDLOTHIAN ISD AND HS ARENA LIGHTING AND SCOREBOARD REPLACEMENT\DRAWINGS\CAD\SHEETS\E2.03.DWG Plot By:PEDRO TREJO Plot Date:3/25/2021 10:13 PM Plot Scale:1:1 Paper Size:ODE 30" 30X42 IN

GENERAL POWER NOTES:

1. REFER TO DRAWING E0.00 FOR GENERAL POWER NOTES.

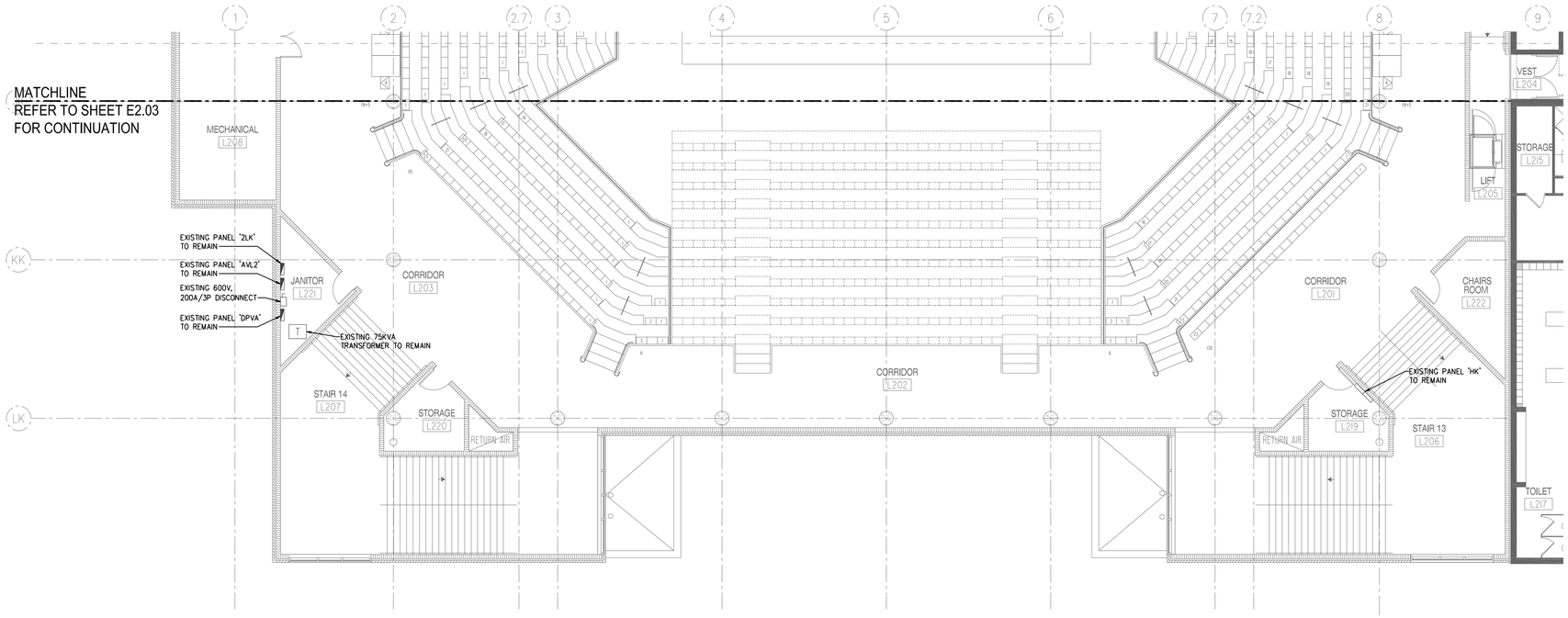

TRUE NORTH PLAN NORTH

01 FLOOR PLAN - UNIT B - LEVEL 2 - POWER-DATA

SCALE: 1/8" = 1'-0"

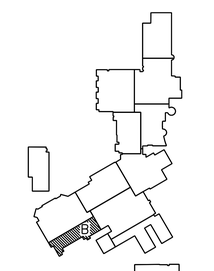

RWB Consulting Engineers
12001 N Central Expy #1100 www.rwb.net
Dallas, TX 75243 Firm Registration # F-2176
(972) 788-4222 Project # 21008.00

ISSUES

01	ISSUE FOR CONSTRUCTION	2021.03.25

REVISIONS

STATE OF TEXAS
DAVID M. BOON
95600
LICENSED PROFESSIONAL ENGINEER
2021-03-25

MIDLOTHIAN HIGH SCHOOL
ARENA RENOVATIONS
923 S. 9TH ST. MIDLOTHIAN, TX 76065

FLOORPLAN
UNIT B-LVL 2
POWER-DATA

JOB NO.: 2021-015
DATE: 03/25/2021
DRAWN BY: PT
CHECKED BY: NPH

SHEET NO.

E2.04

Drawing:P:\21008 - MIDLOTHIAN ISD MID HS ARENA LIGHTING AND SCOREBOARD REPLACEMENT\DRAWINGS\CAD\SHEETS\E2.04-DWG, Plot By:PEDRO TREJO, Plot Date:3/25/2021 10:13 PM, Plot Scale:1:1, Paper Size:ODE 30" 30X42 IN

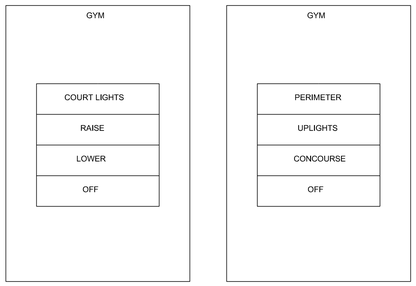

01 GYM 4-BUTTON WIRELESS LIGHTING CONTROL STATION
NOT TO SCALE

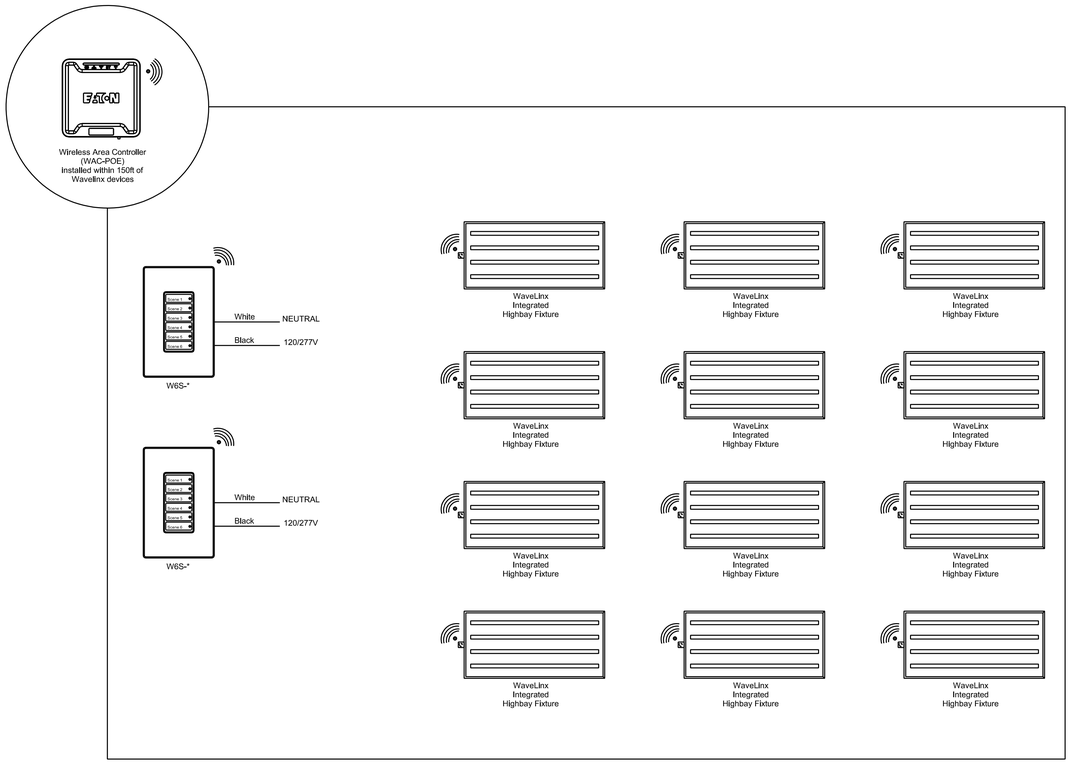

02 GYM INTEGRATED WIRELESS LIGHTING CONTROL SYSTEM
NOT TO SCALE

GENERAL NOTES:

1. REFER TO LIGHTING PLANS FOR LOCATIONS OF LOW VOLTAGE SWITCH LOCATIONS.
2. PROVIDE RAISE-LOWER CAPABILITY IN ALL SPACES WHERE 0-10V DIMMING FIXTURES ARE SCHEDULED.
3. INSTALL ALL COMPONENTS PER MANUFACTURERS RECOMMENDATIONS.
4. REFER TO LIGHT FIXTURE SCHEDULE FOR ADDITIONAL INFORMATION.

LIGHT FIXTURE SCHEDULE

TYPE	DESCRIPTION	VOLTAGE	LAMPS	WATTAGE		MODEL	NOTES
A1	LED HIGH BAY LIGHT FIXTURE, FULL BODY CONSTRUCTION WITH CHANNEL AND END PLATES, WHITE ENAMEL FINISH, 0-10V DIMMING DRIVER, WIDE DISTRIBUTION LIGHT OUTPUT, INTEGRAL WAVELINX WIRELESS SENSOR, WIREGUARD	277	LED	300W	METALUX	HBLED-LD5-48SE-W-UNV-L840-2-ED-4-ZW-SWPD3-U-HBAYC CHAIN/SET-WG-HBL6-4FT-B	1,4,5
B1	LED HIGH BAY LIGHT FIXTURE, FULL BODY CONSTRUCTION WITH CHANNEL AND END PLATES, WHITE ENAMEL FINISH, 0-10V DIMMING DRIVER, WIDE DISTRIBUTION LIGHT OUTPUT, INTEGRAL WAVELINX WIRELESS SENSOR, WIREGUARD	277	LED	154	METALUX	HBLED-LD5-24SE-W-UNV-L840-2-ED-4-ZW-SWPD3-U-HBAYC CHAIN/SET-WG-HBL6-4FT-B	1,4,5
C1	RECESSED 4'X4' LED LIGHT FIXTURE, DIM TO 1% DIMMING DRIVER, FOR LAY-IN CEILING INSTALLATION. OWNER TO SELECT FINISH.	277	LED	364	NAL	10204.125.STD-RG-FINSH-OP-D1	2,3,4
C2	RECESSED 4'X4' LED LIGHT FIXTURE, DIM TO 1% DIMMING DRIVER, FOR GYP BOARD CEILING INSTALLATION. FINISH TO BE SELECTED LATER.	277	LED	364	NAL	10204.125.STD-RF-FINSH-OP-D1	2,3,4
D1	2X4 RECESSED VOLUMETRIC LED LIGHT FIXTURE, SHALLOW 3-1/4" DEEP HOUSING IS EXTRUDEDE ALUMINUM FRAME, OPTICAL GRADE ACRYLIC LENS, 0-10V DIMMING DRIVER, INTEGRAL WAVELINX WIRELESS SENSOR	277	LED	43 W	METALUX	24EN-LD2-54-UNV-L840-SR-WAA-U	3,4
F1	LED ADJUSTABLE WALL MOUNTED LIGHT FIXTURE, ASYMMETRIC WIDE THROW LIGHT DISTRIBUTION, HEAVY WALL DIE-CAST ALUMINUM HOUSING, 18" EXTENSION ARM, DIM TO 1% 0-10V DIMMING DRIVER, INTEGRAL WAVELINX WIRELESS SENSOR	277	LED	214 W	AMETRIX	ASYX-WM-S4-ID-U-W-L40-1-UNV-W-R-STD-SWPD1	2,3,4,6,7
G1	LED WALL MOUNTED ADJUSTABLE LIGHT FIXTURE, DIE-CAST ALUMINUM HOUSING, WIDE THROW DISTRIBUTION, COLOR CHANGING RGBW, DMX CONTROLS	277	LED	81 W	ACDC LTG	FUSION 48 8000-RGBW-WF-WH-66-CONFIRM	2,3,4,6,7

NOTES

1. VERIFY MOUNTING HEIGHT AND FIXTURE SUSPENSION LENGTH WITH ENGINEER.
2. OWNER TO SELECT COLOR AND FINISH.
3. PROVIDE CEILING MOUNTING TYPE AS REQUIRED FOR CEILING INSTALLED.
4. PROVIDE FIXTURE WITH WIRELESS NETWORK LIGHTING CONTROLLER. REFER TO SPECIFICATIONS.
5. PROVIDE WITH WIRE GUARD AND SAFETY CABLE.
6. VERIFY FIXTURE MOUNTING TYPE WITH CEILING INSTALLED, IF NO CEILING PROVIDE SUSPENSION HARDWARE.
7. VERIFY WALL MOUNTING HEIGHT WITH ENGINEER.

RWB
Consulting Engineers
12001 N Central Expy #1100 www.rwb.net
Dallas, TX 75243 Firm Registration # F-2176
(972) 788-4222 Project # 21008.00

ISSUES

01	ISSUE FOR CONSTRUCTION	2021.03.25

REVISIONS

STATE OF TEXAS
DAVID M. BOON
95600
LICENSED PROFESSIONAL ENGINEER
2021-03-25

MIDLOTHIAN HIGH SCHOOL
ARENA RENOVATIONS
923 S. 9TH ST. MIDLOTHIAN, TX 76065

ELECTRICAL DETAILS

JOB NO.: 2021-015
DATE: 03/25/2021
DRAWN BY: PT
CHECKED BY: NPH

SHEET NO.
E3.01

Drawing:P:\21008 - MIDLOTHIAN ISD MHS ARENA LIGHTING AND SCOREBOARD REPLACEMENT\DRAWINGS\CAD\SHEETS\E3.01.DWG, Plot By:PEDRO TREJO, Plot Date:3/25/2021 10:14 PM, Plot Scale:1:1, Paper Size:ODE 30" 30X42 IN

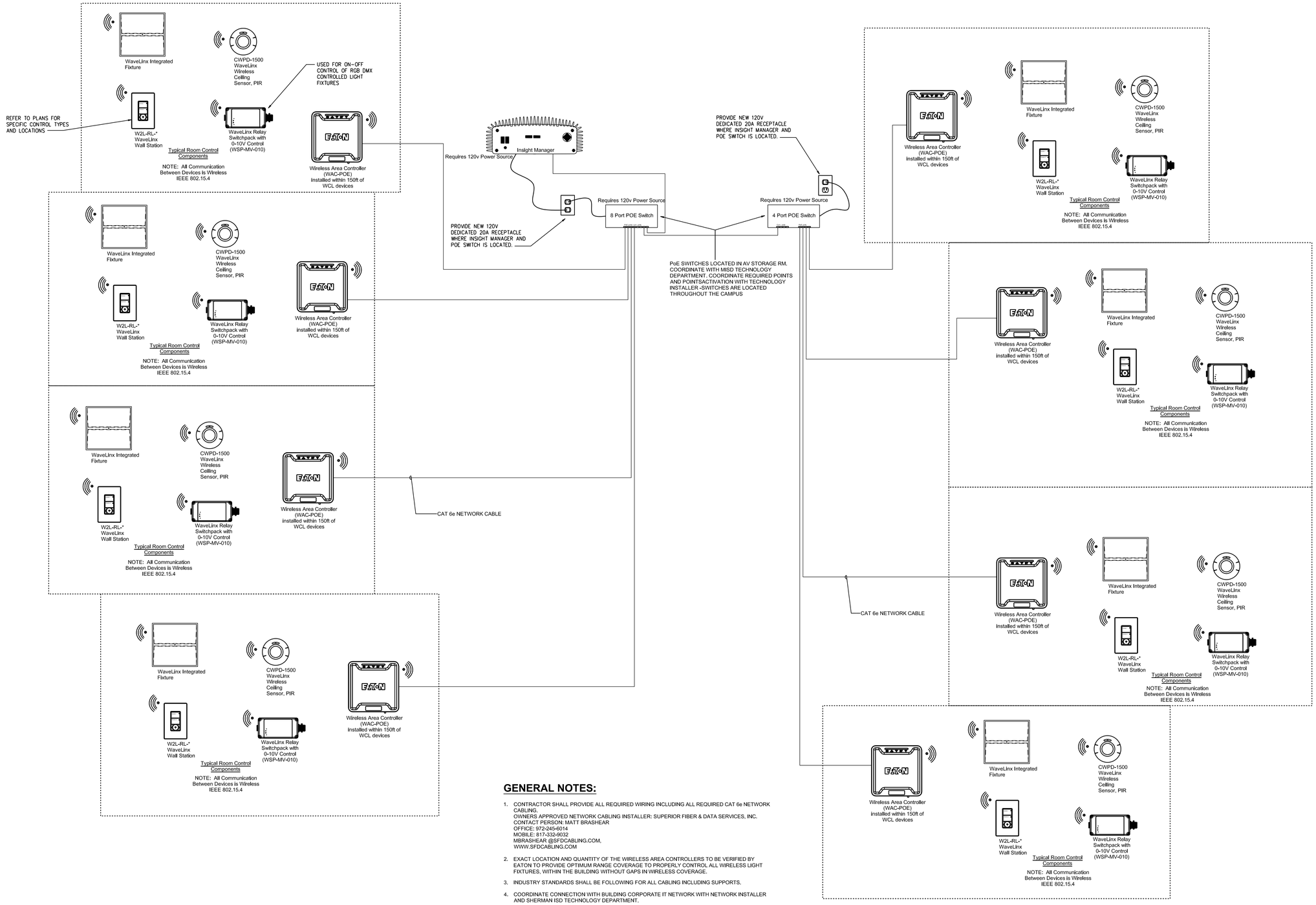

GENERAL NOTES:

1. CONTRACTOR SHALL PROVIDE ALL REQUIRED WIRING INCLUDING ALL REQUIRED CAT 6e NETWORK CABLING.
   OWNERS APPROVED NETWORK CABLING INSTALLER: SUPERIOR FIBER & DATA SERVICES, INC.
   CONTACT PERSON: MATT BRASHEAR
   OFFICE: 972-245-6014
   MOBILE: 817-332-9032
   MBRASHEAR @SFDCABLING.COM,
   WWW.SFDCABLING.COM
2. EXACT LOCATION AND QUANTITY OF THE WIRELESS AREA CONTROLLERS TO BE VERIFIED BY EATON TO PROVIDE OPTIMUM RANGE COVERAGE TO PROPERLY CONTROL ALL WIRELESS LIGHT FIXTURES, WITHIN THE BUILDING WITHOUT GAPS IN WIRELESS COVERAGE.
3. INDUSTRY STANDARDS SHALL BE FOLLOWING FOR ALL CABLING INCLUDING SUPPORTS.
4. COORDINATE CONNECTION WITH BUILDING CORPORATE IT NETWORK WITH NETWORK INSTALLER AND SHERMAN ISD TECHNOLOGY DEPARTMENT.
5. PROVIDE QUANTITY OF WIRELESS AREA CONTROLLERS AS REQUIRED FOR SUITABLE CONTROL AS REFLECTED WITHIN THE DRAWINGS AND NOTED IN THE SPECIFICATIONS.
6. LOCATE WAVELINX AREA CONTROLLER PER MANUFACTURERS RECOMMENDATIONS TO PROVIDE ADEQUATE RANGE CAPABILITIES FOR ALL WIRELESS FIXTURES NOTED. ADDITIONAL DEVICES MAY BE REQUIRED FOR WIRELESS LIMITATION BASED ON ACTUAL BUILDING CONDITIONS. ALLOWANCE FOR ADDITIONAL DEVICES TO BE PROVIDED AS NEEDED IN ORIGINAL BID, AND TO BE USED WHERE NEEDED FOR A COMPLETE AND FUNCTIONAL SYSTEM AS INDICATED.
7. ALL CABLING TO BE ROUTED IN CONCEALED WALL WHERE POSSIBLE. WHERE NOT POSSIBLE CONTRACTOR SHALL CONFIRM LOCATIONS AND TYPE OF APPROVED METALLIC SURFACE RACEWAY SYSTEM, EQUAL TO WIREMOLD V4000.

01 TYPICAL WAVELINX NETWORK RISER DETAIL
NOT TO SCALE

RWB Consulting Engineers
12001 N Central Expy #1100 www.rwb.net
Dallas, TX 75243 Firm Registration # F-2176
(972) 788-4222 Project # 21008.00

ISSUES

01	ISSUE FOR CONSTRUCTION	2021.03.25

REVISIONS

STATE OF TEXAS
DAVID M. BOON
95600
LICENSED PROFESSIONAL ENGINEER
2021-03-25

MIDLOTHIAN HIGH SCHOOL
ARENA RENOVATIONS
923 S. 9TH ST. MIDLOTHIAN, TX 76065

ELECTRICAL DETAILS

JOB NO.: 2021-015
DATE: 03/25/2021
DRAWN BY: PT
CHECKED BY: NPH

SHEET NO.
E3.02

Drawing P:\21008 - MIDLOTHIAN ISD MHS ARENA LIGHTING AND SCOREBOARD REPLACEMENT\DRAWINGS\CAD\SHEETS\E3.02.DWG, Plot By:PEDRO TREJO, Plot Date:3/25/2021 10:15 PM, Plot Scale:1:1, Paper Size:ODZ 30" 30X42 IN

PANELBOARD: EXISTING HK (SECTION 1)

	CKT	LOAD DESCRIPTION	WIRE & CONDUIT	BKR	LTG	RCPT	M&A	
L-L VOLTAGE: 480 VOLTS	1	NEW ARENA UPLIGHTS	2#10, #10 G. - 3/4" C.	30/1		4066		A
L-N VOLTAGE: 277 VOLTS	3	NEW ARENA UPLIGHTS	2#10, #10 G. - 3/4" C.	30/1		1712		B
	5	SPARE		20/1				C
CONNECTION TYPE: 3 PHASE, 4 WIRE PLUS GND	7	NEW ARENA CONCOURSE LTG	2#10, #10 G. - 3/4" C.	20/1		2690		A
	9	EXISTING LTG 1008-1016		20/1		2180		B
	11	EXISTING LTG 1001,02,03,04,06,07		20/1		2240		C
	13	EXISTING LTG HALLWAY 908		20/1		3360		A
	15	EXISTING LTG 901-903		20/1		3430		B
MAINS: 400A M.C.B.	17	EXISTING LTG HALLWAY 908		20/1		2180		C
	19	EXISTING LTG BAND 927-931A		20/1		1710		A
MOUNTING: SURFACE	21	EXISTING LTG 933,935,937		20/1		2576		B
	23	SPARE		20/1			3690	C
AIC RATING: 25,000 AMPS	25	EXISTING ELEVATOR RM 908		20/1				A
	27	EXISTING ELEVATOR RM 908		20/1				B
	29	EXISTING ELEVATOR RM 908		20/1				C
	31	- - -		- - -			8581	A
	33	EXISTING RTU-10		40/3			8581	B
	35	- - -		- - -			8581	C
	37	- - -		- - -			11072	A
	39	EXISTING RTU-5		50/3			11072	B
	41	- - -		- - -			11072	C
	2	NEW PERIMETER COURT LTG	2#10, #10 G. - 3/4" C.	20/1		1694		A
	4	NEW COURT LIGHTING	2#10, #10 G. - 3/4" C.	20/1		4200		B
	6	SPARE		20/1				C
	8	SPARE		20/1				A
	10	SPARE		20/1				B
	12	SPARE		20/1				C
	14	EXISTING LTG HALLWAY		20/1		3010		A
	16	EXISTING LTG 917-934		20/1		1920		B
	18	EXISTING LTG 912,914,922,924		20/1		2650		C
	20	EXISTING ARENA RISER LTG		20/1				A
	22	SPARE		20/1				B
	24	SPARE		20/1				C
	26	- - -		- - -			5370	A
	28	EXISTING RTU-11		30/3			5370	B
	30	- - -		- - -			5370	C
	32	- - -		- - -			3737	A
	34	EXISTING RTU-9		20/3			3737	B
	36	- - -		- - -			3737	C
	38	- - -		- - -			15501	A
	40	EXISTING RTU-7		70/3			15501	B
	42	- - -		- - -			15501	C
GENERAL NOTES: 1. ALL WIRE & CONDUIT SIZES SHALL BE 2#12, 1#12G, 3/4"C. UNLESS OTHERWISE NOTED.			**SUB-FEED PANELBOARD**			7000	36370	A
			CONNECTED LOAD				30815	B
			SUMMARY				34148	C
			TOTALS PER TYPE (kVA):		**46.62**		**237.72**	
			LOADS PER PHASE:	**104.2 kVA**		**376.0 Amps**		A
				91.1 kVA		**328.9 Amps**		B
				89.1 kVA		**321.6 Amps**		C
			PANEL TOTALS	**284.3 KVA**		**342.2 AMPS**		

PANELBOARD: EXISTING HK (SECTION2)

	CKT	LOAD DESCRIPTION	WIRE & CONDUIT	BKR	LTG	RCPT	M&A	
L-L VOLTAGE: 480 VOLTS	43	- - -		- - -			3266	A
L-N VOLTAGE: 277 VOLTS	45	EXISTNG RTU-8		15/3			3266	B
	47	- - -		- - -			3266	C
CONNECTION TYPE: 3 PHASE, 4 WIRE PLUS GND	49	- - -		- - -			11072	A
	51	EXISTING RTU-6		50/3			11072	B
	53	- - -		- - -			11072	C
	55	EXISTING ECH-1		20/1			2222	A
	57	EXISTING ECH-2		20/1			2222	B
MAINS: 400A M.C.B.	59	EXISTING ECH-3		20/1			5555	C
	61	EXISTING ECH-4		20/1			5555	A
MOUNTING: SURFACE	63	EXISTING OUTSIDE LTG		20/1				B
	65	SPARE		20/1				C
AIC RATING: 25,000 AMPS	67	SPARE		20/1				A
	69	SPARE		20/1				B
GEN. NOTES	71	SPARE		20/1				C
	73	NEW INVERTER 10KVA	2#6,1#10G-1"C.	60/1	7000			A
	75	SPACE						B
	77	SPACE						C
	79	- - -		- - -				A
	81	SPARE		60/3				B
	83	- - -		- - -				C
	44	- - -		- - -			2685	A
	46	EXISTING RTU-13		15/3			2685	B
	48	- - -		- - -			2685	C
	50	- - -		- - -			8581	A
	52	EXISTING RTU-12		40/3			8581	B
	54	- - -		- - -			8581	C
	56	- - -		- - -			2989	A
	58	EXISTING A/C-8		15/3			2989	B
	60	- - -		- - -			2989	C
	62	SPARE		20/1				A
	64	SPARE		20/1				B
	66	SPARE		20/1				C
	68	SPARE		20/1				A
	70	SPARE		20/1				B
	72	SPARE		20/1				C
	74	SPACE		- - -				A
	76	SPACE		30/3				B
	78	SPACE		- - -				C
	80	SPACE		20/1				A
	82	SPACE		20/1				B
	84	EXISTING EM LIGHTING RELAT PANEL		40/1				C
			SUB-FEED PANELBOARD					A
			CONNECTED LOAD					B
			SUMMARY					C
			TOTALS PER TYPE (kVA):		**7.00**		**101.33**	
			LOADS PER PHASE:	**43.4 kVA**		**156.6 Amps**		A
				30.8 kVA		**111.2 Amps**		B
				34.1 kVA		**123.3 Amps**		C
			PANEL TOTALS	**108.3 KVA**		**130.4 AMPS**		

PANELBOARD: EXISTING 2LK

	CKT	LOAD DESCRIPTION	WIRE & CONDUIT	BKR	LTG	RCPT	M&A	
L-L VOLTAGE: 208 VOLTS	1	EXISTING RECEPTS 1006,1007, HALL		20/1		900		A
L-N VOLTAGE: 120 VOLTS	3	EXISTING RCPTS		20/1		1080		B
	5	EXISTING HAND DRYER		30/1			1600	C
CONNECTION TYPE: 3 PHASE, 4 WIRE PLUS GND	7	SPARE		30/1				A
	9	SPARE		30/1				B
	11	EXISTING HAND DRYER		30/1			1600	C
	13	EXISTING HAND DRYER		30/1			1600	A
	15	EXISTING HAND DRYER		30/1			1600	B
MAINS: 125A M.L.O.	17	EXISTING HAND DRYER		30/1			1600	C
	19	EXISTING HAND DRYER		30/1			1600	A
MOUNTING: SURFACE	21	EXISTING HAND DRYER		30/1			1600	B
	23	EXISTING HAND DRYER		30/1			1600	C
AIC RATING: 10,000 AMPS	25	EXISTING RECEPTS HALL		20/1		540		A
	27	EXISTING RECEPTS HALL		20/1		540		B
	29	EXISTING EWC HALL		20/1		800		C
	31	EXISTING HALL GFI ROOF		20/1		800		A
	33	EXISTING HALL		20/1		1000		B
	35	EXISTING HALL GFI ROOF		20/1				C
	37	----		----				A
	39	EXISTING LOAD		60/3				B
	41	----		----				C
	2	EXISTING RECEPT RM 1003		20/1		540		A
	4	EXISTING ICE MACHINE 1003		20/1		1200		B
	6	EXISTING OVERHEAD DOOR 1003		20/1			1000	C
	8	EXISTING RECEPT RM 1003		20/1		1000		A
	10	EXISTING RECEPT RM 1003		20/1		1000		B
	12	EXISTING RECEPT RM 1003		20/1		1000		C
	14	EXISTING RECEPT RM 1003		20/1		1000		A
	16	EXISTING RECEPT RM 1003		20/1		1000		B
	18	EXISTING RECPT CONC K207		20/1		1000		C
	20	EXISTING RECPT CONC K218		20/1		1000		A
	22	EXISTING ICE MACHINE K218		20/1		800		B
	24	EXISTING OVERHEAD DOOR K218		20/1			1000	C
	26	EXISTING RECPTS CONC K218		20/1		1000		A
	28	EXISTING RECPTS CONC K218		20/1		1000		B
	30	EXISTING RECPT CONC K218		20/1		1000		C
	32	EXISTING RECPT CONC K218		20/1		1000		A
	34	EXISTING RECPT CONC K218		20/1		1000		B
	36	EXISTING RECPT CONC K218		20/1		1000		C
	38	EXISTING CHAIR LIFT RM L205		20/1			1560	A
	40			20/1				B
	42	NEW DAKTRONIC CONTROL RACK		20/1		300		C
GENERAL NOTES: 1. ALL WIRE & CONDUIT SIZES SHALL BE 2#12, 1#12G, 3/4"C. UNLESS OTHERWISE NOTED.			**SUB-FEED PANELBOARD**					A
			CONNECTED LOAD					B
			SUMMARY					C
			TOTALS PER TYPE (kVA):			**21.50**	**16.36**	
			LOADS PER PHASE:	**12.5 kVA**		**104.5 Amps**		A
				11.8 kVA		**98.5 Amps**		B
				13.5 kVA		**112.5 Amps**		C
			PANEL TOTALS	**37.9 KVA**		**105.2 AMPS**		

PANELBOARD: EXISTING DPAV2

	CKT	LOAD DESCRIPTION	WIRE & CONDUIT	BKR	LTG	RCPT	M&A	
L-L VOLTAGE: 208 VOLTS	1			---		2540	4000	A
L-N VOLTAGE: 120 VOLTS	3	EXISTING PANEL AVL2	EXISTING	100/3		2976	4000	B
	5			---		3216	4000	C
CONNECTION TYPE: 3 PHASE, 4 WIRE PLUS GND	7	SPACE						A
	9	SPACE						B
	11	SPACE						C
	13	SPACE						A
	15	SPACE						B
MAINS: 250A M.C.B.	17	SPACE						C
	19	SPACE						A
MOUNTING: SURFACE	21	SPACE						B
	23	SPACE						C
AIC RATING: 10,000 AMPS	25	SPACE						A
	27	SPACE						B
GEN. NOTES	29	SPACE						C
	2	NEW VIDEO BOARD		20/1		1536		A
	4	NEW VIDEO BOARD		20/1		1536		B
	6	NEW VIDEO BOARD		20/1		1536		C
	8	SPACE						A
	10	SPACE						B
	12	SPACE						C
	14	SPACE						A
	16	SPACE						B
	18	SPACE						C
	20	SPACE						A
	22	SPACE						B
	24	SPACE						C
	26	SPACE						A
	28	SPACE						B
	30	SPACE						C
	32							A
1. ALL WIRE & CONDUIT SIZES SHALL BE 2#12, 1#12G, 3/4"C. UNLESS OTHERWISE NOTED.			**CONNECTED LOAD**					B
			SUMMARY					C
			TOTALS PER TYPE (kVA):			**13.34**	**12.00**	
			LOADS PER PHASE:	**8.1 kVA**		**67.3 Amps**		A
				8.5 kVA		**70.9 Amps**		B
				8.8 kVA		**72.9 Amps**		C
			PANEL TOTALS	**25.3 KVA**		**70.4 AMPS**		

PANELBOARD: EXISTING AVL2

	CKT	LOAD DESCRIPTION	WIRE & CONDUIT	BKR	LTG	RCPT	M&A	
L-L VOLTAGE: 208 VOLTS	1	EXISTING RECEPT RM 905		20/1		360		A
L-N VOLTAGE: 120 VOLTS	3	EXISTING RECEPT RM 905		20/1		180		B
	5	EXISTING RECEPT RM 905		20/1		180		C
CONNECTION TYPE: 3 PHASE, 4 WIRE PLUS GND	7	EXISTING RECEPT RM 905		20/1		180		A
	9	EXISTING RECEPT RM 905		20/1		360		B
	11	EXISTING RECEPT RM 905		20/1		300		C
	13	EXISTING RECEPT RM 905		20/1		300		A
	15			20/1				B
MAINS: 125A M.L.O.	17	EXISTING RECEPT RM 905		20/1		300		C
	19	EXISTING RECEPT RM 905		20/1		300		A
MOUNTING: SURFACE	21	EXISTING RECEPT RM 905		20/1		300		B
	23	EXISTING RECEPT RM 905		20/1		300		C
AIC RATING: 10,000 AMPS	25			20/1				A
	27			20/1				B
GEN. NOTES	29			20/1				C
	31			20/1				A
	33			20/1				B
	35			20/1				C
	37	NEW (3) SCOREBOARDS		20/1		800		A
	39	NEW LED RIBBON		20/1		1536		B
	41	NEW LED RIBBON		20/1		1536		C
	2	EXISTING FPC HALL		20/1		300		A
	4	EXISTING FPC HALL		20/1		300		B
	6	EXISTING FPC HALL		20/1		300		C
	8	EXISTING FPC HALL		20/1		300		A
	10	EXISTING FPC HALL		20/1		300		B
	12	EXISTING FPC HALL		20/1		300		C
	14	EXISTING AMP RACK RM 1016		20/1			800	A
	16	EXISTING AMP RACK RM 1016		20/1			800	B
	18	EXISTING AMP RACK RM 1016		20/1			800	C
	20	EXISTING AMP RACK RM 1016		20/1			800	A
	22	EXISTING AMP RACK RM 1016		20/1			800	B
	24	EXISTING AMP RACK RM 1016		20/1			800	C
	26	EXISTING AMP RACK RM 1016		20/1			800	A
	28	EXISTING AMP RACK RM 1016		20/1			800	B
	30	EXISTING AMP RACK RM 1016		20/1			800	C
	32	EXISTING AMP RACK RM 1016		20/1			800	A
	34	EXISTING AMP RACK RM 1016		20/1			800	B
	36	EXISTING AMP RACK RM 1016		20/1			800	C
	38	EXISTING AMP RACK RM 1016		20/1			800	A
	40	EXISTING AMP RACK RM 1016		20/1			800	B
	42	EXISTING AMP RACK RM 1016		20/1			800	C
GENERAL NOTES: 1. ALL WIRE & CONDUIT SIZES SHALL BE 2#12, 1#12G, 3/4"C. UNLESS OTHERWISE NOTED.			**SUB-FEED PANELBOARD**					A
			CONNECTED LOAD					B
			SUMMARY					C
			TOTALS PER TYPE (kVA):			**8.73**	**12.00**	
			LOADS PER PHASE:	**6.5 kVA**		**54.5 Amps**		A
				7.0 kVA		**58.1 Amps**		B
				7.2 kVA		**60.1 Amps**		C
			PANEL TOTALS	**20.7 KVA**		**57.6 AMPS**		

RWB Consulting Engineers
12001 N Central Expy #1100 www.rwb.net
Dallas, TX 75243 Firm Registration # F-2176
(972) 788-4222 Project # 21008.00

ISSUES

01	ISSUE FOR CONSTRUCTION	2021.03.25

REVISIONS

STATE OF TEXAS
DAVID W. BOON
95600
2021-03-25

MIDLOTHIAN HIGH SCHOOL
ARENA RENOVATIONS
923 S. 9TH ST. MIDLOTHIAN, TX 76065

PANEL SCHEDULES

JOB NO.: 2021-015
DATE: 03/25/2021
DRAWN BY: PT
CHECKED BY: NPH

SHEET NO.

E4.01

Drawing:P:\21008 - MIDLOTHIAN ISD HS ARENA LIGHTING AND SCOREBOARD REPLACEMENT\DRAWINGS\CAD\SHEETS\E4.01.DWG, Plot By:PEDRO TREJO, Plot Date:3/25/2021 10:16 PM, Plot Scale:1:1, Paper Size:ODE 30" 30X42 IN