

Mrs. Ochinero's First Grade
Parent Lesson Plans
(March 22-26, 2021)

English Language Arts (once a day)/Artes del idioma inglés (una vez al día)



ZOOM CLASS MEETING LINK ONLINE! (Synchronous Instruction)
MONDAY-FRIDAY* at 9 A.M. - 11:30 A.M.

*Friday class sessions will be shorter with added asynchronous instruction/ lessons found in Seesaw and under each subject heading on this document.

Benchmark ELA/ELD Unit 8/Week 1 Unit Theme: Observing the Sky
Our Essential Question: Why do the sun and the moon capture our imagination?

READ ALONG ON SEESAW M-FRI with:

My Shared Readings: "It's a Comet!" and "The Moon's the North Wind's Cookie"

Mentor Read-Alouds: "Night and Day"

Decodable: "A Night Hunt for Food"

MATERIALS NEEDED FOR LIVE SESSIONS:

Mini-decodable phonics book 23a: "A Night Hunt for Food"
My Shared Readings 7 & 8: "It's a Comet!" and "The Moon's the North Wind's Cookie"

Math Mats:for use with the following lessons:
9-2(Monday), 9-3 (Tuesday), 9-4 (Wednesday), & 9-5 (Thursday)
Whiteboards and whiteboard markers/sock eraser
Writer's Journals

MATERIALS NEEDED FOR ASYNCHRONOUS WORK:

Math

Happy Numbers(iPad)

Practice and Reteaching Workbook: Lessons 9-2 through 9-5
Math Journal,

1-120 number chart, new subtraction flashcards, dice, blue plastic tens rod
and unit cube sample

ELA/ELD

Reading A-Z/Razz Kids-1 book recording per day (iPad)

See manilla envelope with:

~High Frequency Words List 11/
Weekly Word Work Packet for List 11

Monday: Word Work~Rainbow Write, Tuesday: Word Work~
Vowel or Consonant, Wednesday: Word Work~Three Times
Each, Thursday: Word Work~Backwards Write,
& Friday: Word Work~ What's it Worth?

My Shared Readings-"It's a Comet!" and "The Moon's the North Wind's

List 11

about	only
before	through
done	walk
even	another
buy	does

Cookie”

Friday’s word work: Find the /or/ words in “A Night Hunt for Food”: **born, corn, for, horns, more, morning, or, porch, score, shore, short, soar, and store** + HFW: *away, change, move*

Writing:

New Writing story element templates for: *On Wednesday, We Write (Main Character) & Friday Free Write (Story Sequencing)*

Writing Journal

My Shared Readings/Mini-decodable

(Students will need their supply bags, writing ABCs, A-Z and 1-120 templates in sheet protectors and new subtraction flash cards + dice from zipper cases all week.)

ELA/ELD

Monday and Tuesday

Read your “A Night Hunt for Food” phonics decodable. You may **read along and/or record a page.**

Monday

Trace the letters Aa-Zz on your “*Manuscript Formation Guide*” with your finger and then try tracing it again using the eraser side of your UNSHARPENED pencil as you say your ABCs out loud.

Tuesday

Place your “*This Is My Alphabet*” paper inside the blue report cover with the plastic front first. Then using a whiteboard marker, write your letters Aa-Zz over the “This Is My Alphabet” page using your manuscript formation guide to help you with the order and steps for making each letter of the alphabet. You can write on your white board or in your journal also if you are missing any supplies.

Wednesday

On Wednesday, We Write~Writer’s Journal-*Main Character* analysis template-Write six words describing the main character and write whether you liked the character or not and why. See book selection in Seesaw and read along with the narrator first.

Tuesday and Thursday

+ Add a \$1,000,000 sentence to My Shared Readings “It’s a Comet!” (Tuesday) and “The Moon’s the North Wind’s Cookie”(Thursday), then illustrate it


Monday-Friday: Listen to and read along with the readings for the week on Seesaw. Think about the stories.

Friday


Friday’s phonics word work: Find & highlight the or words in “A Night Hunt for Food” (**born, corn, for, horns, more, morning, or, porch, score, shore, short, soar, and store**+ HFW: *way, change, move*)


Record yourself reading them and/or write them in your journal.

Writing: New Writing Templates~Story Elements Board for our selected

	<p>story of the week-See packet in new envelopes behind the word work packets and Seesaw for details.</p> <div style="text-align: center;">  </div> <p>MUST DOS~ASYNCHRONOUS ONLINE INSTRUCTION</p>
--	---

	<p>***See Daily Theme ELA Activities on Seesaw with materials in the current first grade packet/please take a picture of word work and math pages and submit on Seesaw in Activities***</p> <p><u>Monday:</u> On your iPad, please go to SEESAW, then go to <u>Activities</u> for today's assignment:</p> <p><u>Tuesday:</u> On your iPad, please go to SEESAW, then go to <u>Activities</u> for today's assignment:</p> <p><u>Wednesday</u> On your iPad, please go to SEESAW, then go to <u>Activities</u> for today's assignment:</p> <p><u>Thursday</u> On your iPad, please go to SEESAW, then go to <u>Activities</u> for today's assignment:</p> <p><u>Friday</u> On your iPad, please go to SEESAW, then go to <u>Activities</u> for today's assignment:</p> <p>NOTE: CONTINUE GOING TO SEESAW <u>EACH DAY</u> TO FIND ASSIGNMENTS (Posted at 10 a.m. this week on M-Th and 9:31 a.m. on Fridays) FOR YOU TO COMPLETE AFTER OUR LIVE ZOOM MEETINGS AS YOUR ASYNCHRONOUS ONLINE PORTION OF THE INSTRUCTIONAL DAY (The complete directions for all activities are found on Seesaw. Please find the bow tie icon on your iPad and go to <i>Mrs. O's Outstanding First Graders</i> for the detailed instructions.)</p>
--	---

<p>Mathematics/Matemáticas (una vez al día) (once a day)</p>	
<p>✓</p>	<div style="display: flex;"> <div style="flex: 1;">  </div> <div style="flex: 2; padding-left: 10px;"> <p>MUST DOS~ASYNCHRONOUS INSTRUCTION</p> <p>Activities to work on using pages found in your curriculum packets: (POST in SEESAW: Math Mats for 9-2 through 9-5 work for synchronous time should be placed in the Green folder to have access to Topic 9 for the current week.</p> </div> </div>

	<p>*Note that in Seesaw, you will see instructions and a video of the teacher reading and answering the Reteaching and Practice pages found in your blue Common Core Reteaching and Practice Workbook. Please follow along with the video lesson and feel free to pause and check for accuracy and to complete the assignments listed.</p> <p>Math Topic: Daily posting of Workbook Lessons from Reteaching and Practice pages 9-2, 9-3, 9-4, & 9-5 plus Happy Numbers for asynchronous work</p> <p>This week's lessons in Topic 9 are: 9-2 (Monday), 9-3 (Tuesday), 9-3 (Wednesday), and 9-5 (Thursday), along with Subtraction Flashcard practice/addition with dice in Math Journals (Friday) + Happy Numbers (Monday-Friday).</p>  <p><u>Wednesday:</u> ~Use your 120 Chart. Practice saying your numbers out loud from 1-120. Try to do this 5 times today.</p> <p><u>Thursday:</u> Use your BLANK 120 Chart. (Template is inside the sheet protector) Then fill in the blank boxes using a whiteboard marker on top of the plastic cover to write your numbers from 1-120. Please use your 120 Chart to help you do this correctly. Try to go as far as you can in no more than 15 minutes. Flashcard Drill/ in your Math Journal</p> <p><u>Friday:</u></p> <ul style="list-style-type: none"> • USE YOUR <u>NEW</u> SUBTRACTION FLASHCARDS FOR: Flashcard practice/record differences in your Math Journals (use at least 10 cards front and back) • Roll your number cubes/dice 3 times to determine addends and add to find the sum. Write equations vertically and horizontally.
	<p>ZOOM CLASS MORNING MEETINGS begin every day, MON.-FRI., at 9 A.M.</p>

P.E/Art	
✓	<p><u>PE</u> *</p> <ul style="list-style-type: none"> <input type="checkbox"/> GoNoodle or Play outside/Juega afuera 20 mins. <input type="checkbox"/> Bring your water and dress for PE on Monday for Coach D. time! <input type="checkbox"/> ROLL THE DICE exercise game on Seesaw (Friday) <p><u>ART</u></p> <ul style="list-style-type: none"> <input type="checkbox"/> Add illustrations to your \$1,000,000 sentence to My Shared Readings “It’s a Comet”(Tuesday) and “The Moon’s the North Wind’s Cookie” (Thursday)

Social Studies/Science /Estudios Sociales / Ciencias	
	<p>ZOOM CLASS MEETINGS MONDAY-FRIDAY* at 9 A.M. -11:30 A.M. *Friday class sessions will be shorter with added asynchronous instruction/assignments listed under Seesaw Activities)</p>
✓	<p><u>Science/Ciencia</u> (MUST DO) /See Seesaw Activities as posted</p>
✓	<p><u>Social Studies/Ciencias Sociales</u> (MUST DO) See Seesaw Activities as posted</p> <ul style="list-style-type: none"> • Sky and Space (ELA and Science) • Weather/Spring (Science) <p>Ongoing: Review Zoom Expectations and Workspace in Seesaw Activities Vocabulary: <i>login, logging in, mute, unmute, video, chat, passcode, classcode</i></p> <p style="text-align: center;">Independently practice logging on to Zoom*, Seesaw, Kids A-Z/Razz Kids, and Happy Numbers everyday.</p> <p>Please have STUDENTS practice logging into ZOOM <u>DAILY</u> so that they can do this independently. 😊</p> <p>*See Mrs. Ochinero’s ZOOM LINK on Class Dojo under Class Story and Parent Messages and on Seesaw under Student Announcements</p>

All Online Programs/Programas en línea	
	<p><u>Seesaw</u>-Messages and Announcements as well as <u>Student Work and Online Activities</u> found here <u>Class Dojo</u>-Messages and Announcements <u>Parent Square</u>-Messages and Announcements Asynchronous Daily Practice for Reading and Math on Kids A-Z and Happy Numbers *****NEW: PLEASE SEE SEPARATE LOGIN INFORMATION FOR <u>HEARBUILDER</u> and login for DAILY lessons and practice***** ***SEE ZOOM INVITATION/LINK and MEETING DATES POSTED ALSO IN: SEESAW under Student Announcements, PARENT SQUARE classroom message & CLASS DOJO in Class Story and Parent Messages, FOR OUR LIVE ZOOM CLASS MEETINGS (M-F @ 9a.m.)***</p>

Office Hours/Horas de oficina



If you have any questions, contact me between 12-3 pm /Si tiene alguna pregunta, contácteme entre las 12 y las 3 p.m.

Tutoring continues on Zoom: Tuesdays and Thursdays 12:30-1 p.m.

Mrs. Sinead Ochinero: cell (408) 775-0714

Email: sinead.ochinero@arUSD.org

Smiles/Sonrisas, Mrs. O/Sra. O

Please watch our class **Seesaw** account
for video lessons, links, and activities (past and current)
to help with and to enhance
your child's distance learning.

Thank you for all you are doing to support and facilitate learning at home!

Por favor, mire nuestra **Seesaw**
para lecciones en video, enlaces y actividades
para ayudar y mejorar
el aprendizaje a distancia de su hijo.
¡Gracias por todo lo que está haciendo para apoyar y facilitar el aprendizaje en casa!

Vui lòng xem của chúng tôi **Seesaw**
cho các bài học video, liên kết và các hoạt động
để trợ giúp và tăng cường
học tập từ xa của con bạn.
Cảm ơn bạn vì tất cả những gì bạn đang làm để hỗ trợ và tạo điều kiện học tập tại nhà!