







<p>M</p>	<p>Phonics Learning challenge: To be able to read and spell words containing the 'u' grapheme.</p> <p>Today we are focusing on – the 'u' spelling of d sound. Watch this week's video entitled – T4 Week 5 phonics – word building</p> <p>These are the words we are building today. Remember to write each sound on a different piece of paper before you start. but – b/u/t cup – c/u/p fun – f/u/n</p> <p>These are some challenge words for you to read and spell. Write out each word and study it closely. When you are ready cover it over and then write it again without looking.</p> <p style="text-align: center;">umbrella, pluck, plug</p> <p>Now have a go at the sound swap game. Watch this week's video entitled – T4 week 5 phonics – sound swap</p> <p style="text-align: center;">fun, bun, sun, sunk</p> <p>This week we continue to revise some of the Year 2 common exception words. Look at each of these words for a few seconds and then cover them over (lock them in to your memory) Now write each word without looking. Can you remember them?</p> <p style="text-align: center;">door, floor, poor</p>	<p>English Learning challenge: To create a flying machine design. To role play To use speech</p> <p>Success Criteria: I can talk about the feelings of Leaf as a character</p> <p>I can talk about why Leaf's flight was unsuccessful.</p> <p>I can use the video links and pictures to help me to design a successful flight for Leaf.</p> <p>I can annotate my design.</p> <p>I can write suggestions and evaluate someone else's work.</p> <p>I can role play a character.</p> <p>I can share what that character may say.</p> <p>Task Reread the book from the beginning up until 'a few days passed, and Leaf burst out...' to 'he jumped off and flew and flew'.</p> <p>See resource entitled 'English Leaf story' to access the story.</p> <p>Pause and discuss- what do you think /predict will happen next? Why do you think this? Why are the crows in the illustration on the right of the double spread shouting 'wait'?</p> <p>Can you design a pair of flying wings for Leaf? What would they look like? What material would you use and why? Draw your child's attention to the author's choice of language and its impact on us as readers, for example the choice of verb in "The sea spat him out..." and the difference between the crows speaking to him and their decision to "let him speak...". Why might the crows be described as 'clever'?</p> <p>Click on the powerpoint entitled 'English slides Monday 22nd March slides' to follow the sequence of the lesson.</p>	<p>Maths Learning challenge: To be able to measure to the nearest centimetre using a ruler.</p> <p>Remember to -Line the ruler up with the object at 0. -Look at the ruler where the object ends to read how many centimetres long it is.</p> <p>Please see the PowerPoint entitled 'Monday Maths slides Length 1'</p> 	<p>Reading Reading via Bug Club or your allocated reading book(s).</p>  <p>Click here for Bug Club Login</p>	<p>Handwriting Learning challenge: To be able to form the blends fu, fr</p> <p>Remember to: Start from the line as you reach up to form the top of the 'f' grapheme.</p>  <p>Please see handwriting sheets entitled 'Monday handwriting sheets'.</p>	<p>Science Learning challenge: To be able to explain the properties of materials and their suitability for a purpose.</p> <p>Task – Choose 3 of your favourite objects in the house (they could be toys, kitchen objects whatever you fancy) but make sure they are made from different materials.</p> <p>Create your own materials poster by drawing each object carefully and labelling it with the material it is made from.</p> <p>Now write a caption for each of the materials explaining why that material has been used. Which of its properties make it the perfect choice for that job?</p> <p>Is it because it is soft and flexible? Is it because it can be moulded into different shapes and comes in lots of different colours? Is it because it is strong and light?</p> <p>When you have finished challenge yourself with this quiz about materials and their properties. Science Monday. Properties of materials quiz</p>
----------	--	---	---	---	---	--

<p>T</p>	<p>Phonics Learning challenge: To be able to read and spell words containing the 'u' grapheme.</p> <p>Today we are focusing on – the 'ou' spelling of d sound. Watch this week's video entitled – T4 Week 5 phonics – word building (if you need to)</p> <p>These are the words we are building today. Remember to write each sound on a different piece of paper before you start.</p> <p>jump – j/u/m/p luck – l/u/ck</p> <p>cousin – c/ou/s/i/n double – d/ou/b/le</p> <p>These are some challenge words for you to read and spell. Write out each word and study it closely. When you are ready cover it over and then write it again without looking.</p> <p>u – unkind, unclean, unhappy ou – doubling, touching</p> <p>This week we continue to revise some of the Year 2 common exception words.</p> <p>Look at each of these words for a few seconds and then cover them over (lock them in to your memory) Now write each word without looking. Can you remember them?</p> <p>Fast, last, past, father</p>	<p>English Learning challenge: To respond to an illustration. To share an opinion and value others.</p> <p>Success Criteria -I can talk about the similarities and differences from the illustrations at the start of the story to the illustrations now.</p> <p>I can share an opinion. I can say my sentence aloud and write in a full sentence.</p> <p>Task See resource entitled 'English Leaf story' to access the story.</p> <p>Read from slide 22- Was your prediction right from the start of the text?</p> <p><i>What are the animals thinking as they listen to his story? What does the positioning and the posture of the animals tell you about how they feel?</i></p> <p>Click on the powerpoint to access today's lesson entitled English Tuesday 23rd March slides.</p> <p>Compare the illustrations from the start of the text up until now (Slide 5) How are these two illustrations different? Now have a go at creating a poster that will tell others around the world about global warming and how it is affecting our polar bears and their habitat.</p>  <p>Take a photo of your poster and upload this to your Purple Mash account.</p>	<p>Maths Learning challenge: To measure using a metre stick and being accurate in reading lengths under and over a metre.</p> <p>Remember to</p> <p>-Line the ruler up with the object at 0. -Look at the ruler where the object ends to read how many centimetres long it is. -Mark where the end of the metre stick ends to move it to carry on measuring.</p> <p>Please see the PowerPoint entitled 'Tuesday Maths slides Length 1'</p>	<p>Reading Reading via Bug Club or your allocated reading book(s).</p>  <p>Bug Club</p> <p>Click here for Bug Club Login</p>	<p>Handwriting Learning challenge: To be able to form the blend qu.</p> <p>Have a go at forming these letters- can you think of any words using the 'qu' blend?</p>  <p>Click on the resource 'Tuesday handwriting sheet'.</p>	<p>Story Time Please share one of your favourite books with an adult, or visit https://home.oxfordowl.co.uk/reading/free-ebooks/ and choose a story you have not heard before</p>
----------	--	--	---	--	---	---


Break Morning physical activity - <http://lumpostartionny.co.uk/>




Break




Break

Break

Lunch break

<p>W</p>	<p>Phonics Learning challenge: To be able to read and spell words containing the 'u' grapheme.</p> <p>Today we are focusing on – the 'o' spelling of d sound. Watch this week's video entitled – T4 Week 5 phonics – word building (if you need to)</p> <p>These are the words we are building today. Remember to write each sound on a different piece of paper before you start. stuck – s/t/u/ck</p> <p>touch – t/ou/ch trouble – t/r/ou/b/le young – y/ou/ng</p> <p>above – a/b/o/ve come – c/o/me</p> <p>These are some challenge words for you to read and spell. Write out each word and study it closely. When you are ready cover it over and then write it again without looking.</p> <p style="text-align: center;">u – running ou – touching, troubling o – money, some</p> <p>NB – there is no reading activity this week.</p> <p>Dictation - Listen to the sentence on the PP very carefully. T4 week 5 phonics – dictation 'u'</p> <p>Sentence - When I was young it was fun to jump up over the wall until I got stuck. My Mum had to come and then I got in trouble!</p> <p>Now write it down very carefully remembering your capital letters, finger spaces and full stops.</p>	<p>English Learning challenges: To talk about the feelings of a character</p> <p>Success Criteria I can reflect on what has happened so far in the story.</p> <p>I can talk about how the animal's perspective of Leaf has changed from the start of the story to now.</p> <p>I can formulate questions that I wish to ask Leaf. I can punctuate my question using a question mark.</p> <p>I can use 'I' 'me' 'my' in my diary entry from Leaf.</p> <p>Task Reread the story from the beginning. See resource entitled 'English Leaf story' to access the story.</p> <p>How does Leaf's feelings change from the start of the story to now?</p> <p>Have a go at writing your own diary entry from Leaf.</p> <p>Include: 1- Dear Diary 2- What has happened to you so far 3- How you are feeling</p> <p>See example entitled 'English Wednesday Leaf diary Entry'</p> <p>Please write the diary entry on the resource 'Wednesday English leaf diary entry template'.</p>	<p>Maths Learning challenge: To measure using a metre stick and being accurate in reading lengths under and over a metre.</p> <p>Remember to</p> <p>- Line the ruler up with the object at 0. - Look at the ruler where the object ends to read how many centimetres long it is. - Mark where the end of the metre stick ends to move it to carry on measuring.</p> <p>Please see the PowerPoint entitled 'Wednesday Maths slides Length 1'</p>	<p>Reading Reading via Bug Club or your allocated reading book(s).</p> <p style="text-align: center;"> Bug Club</p> <p style="text-align: center;">Click here for Bug Club Login</p>	<p>Grammar Learning challenge: To understand pronouns and what they are.</p> <p>What is a pronoun? Watch the video to find out more.</p> <p>https://www.bbc.co.uk/bitesize/topics/zwwp8mn/articles/z37xrxw</p> <p>Pronouns take the place of nouns in a sentence.</p> <p>See powerpoint slides entitled 'Grammar Wednesday pronouns powerpoint lesson 1' To learn more about pronouns and what they are.</p> <p>Complete the task on the last slide of the powerpoint. Share your work onto your Purple Mash account.</p>	<p>Story Time Please share one of your favourite books with an adult, or visit https://www.bbc.co.uk/iplayer/episodes/b00jdlm2/cbeebies-bedtime-stories and choose a story you have not heard before</p>
----------	--	--	--	---	---	---

<p>TH</p>	<p>Phonics</p> <p>Learning challenge: to be able to write all the Year 2 common exception words accurately.</p> <p>This week we continue to revise some of the Year 2 common exception words look at each of these words for a few seconds and then cover them over (lock them in to your memory) Now write each word without looking. Can you remember them?</p> <p>Today we are focussing on – move, improve, prove</p> <p>Now write each of the words in an interesting sentence. Remember to think carefully about your punctuation. Challenge – could you use one in a questions and use a question mark?</p> <p style="writing-mode: vertical-rl; transform: rotate(180deg);">Break Morning physical activity - http://lumpostartionny.co.uk/</p>	<p>English</p> <p>Learning challenge: To reflect on the story.</p> <p>To respond to questions around the story using story language to support you.</p> <p>Success Criteria: - I can talk about how the story has changed from the start.</p> <p>I can discuss with a friend what I liked or disliked about the story and why.</p> <p>Task Read the story through to the end.</p> <p>Click on the powerpoint entitled 'English Thursday 25th March 2021 slides'.</p> <p>Then fill in the resource entitled 'English Thursday tell me grid resource'.</p> <table border="1" data-bbox="667 719 1043 917"> <tr> <td>Lines What do you like about the book/story/character? Why?</td> <td>Challenges What did you dislike about the book/story/character? Why?</td> </tr> <tr> <td>Puzzles What did you find puzzling about the book/story/character? Why?</td> <td>Connections / Patterns What did you like about the book/story/character? Why?</td> </tr> </table> <p>What did you like or dislike about the story and why?</p>	Lines What do you like about the book/story/character? Why?	Challenges What did you dislike about the book/story/character? Why?	Puzzles What did you find puzzling about the book/story/character? Why?	Connections / Patterns What did you like about the book/story/character? Why?	<p>Maths</p> <p>Learning challenge:</p> <p>To be able to compare lengths using either centimetres or metres.</p> <p>Remember to -Use the language longer than, shorter than, taller than etc -Measure from 0 so you are accurate</p> <p>Please see the PowerPoint entitled 'Thursday Maths slides Length 1'</p>  <p style="writing-mode: vertical-rl; transform: rotate(180deg);">Break</p>	<p>Reading</p> <p>Read the chapters on the link. Then answer the comprehension questions about the story on the chapter.</p> <p style="writing-mode: vertical-rl; transform: rotate(180deg);">Break</p>	<p>D&T</p> <p>Learning challenge Assemble, join and combine materials in order to make a product.</p> <p>Choose and use appropriate finishing techniques</p> <p>Success criteria: - Recycle household items. - Think about how best to join and combine materials.</p> <p>Task Using items you have at home, make a 3D sculpture/model of a polar bear or an Arctic scene.</p> <p>Don't forget to take a photo of your creation and upload it onto Purple Mash.</p>  <p style="writing-mode: vertical-rl; transform: rotate(180deg);">Lunch break</p>	<p>PE</p> <p>Learning challenge: To coordinate an object.</p> <p>Warm up In a space jump up stretching your arms upwards and then touch your toes. Repeat this 5 times.</p> <p>Activity Using a pair of socks, a ball or a small soft object, have a go at passing it around your body, in between your legs and back to the centre of your stomach. Can you increase the pace?</p>  <p>Can you then practice rolling an object from your feet up to your chest and back again? What muscles are you using to do this?</p> <p>Challenge yourself further by passing the object around your stomach from front to back 16 times. How does this make you feel? What made this activity more challenging?</p> <p>Remember when performing an exercise at home to ensure you are keeping hydrated, wearing sensible clothing and appropriate footwear and carrying out the activities in a safe space.</p>
Lines What do you like about the book/story/character? Why?	Challenges What did you dislike about the book/story/character? Why?									
Puzzles What did you find puzzling about the book/story/character? Why?	Connections / Patterns What did you like about the book/story/character? Why?									

<p>F</p>	<p>Phonics</p> <p>Learning challenge: to be able to write all the Year 2 common exception words accurately.</p> <p>This week we continue to revise some of the Year 2 common exception words look at each of these words for a few seconds and then cover them over (lock them in to your memory) Now write each word without looking. Can you remember them?</p> <p>Today we are focussing on – sure, sugar, eye, who, whole</p> <p>Now write each of the words in an interesting sentence. Remember to think carefully about your punctuation.</p> <p>Challenge – could you use one in a questions and use a question mark?</p>	<p>English</p> <p>Learning challenge: To orally retell a story.</p> <p>To talk about how Leaf felt at different parts of the story.</p> <p>Success Criteria I can talk about the different parts of the story using my story map to help me. I can use story language in my retelling of the story.</p> <p>Task See slides entitled 'English Friday 26th March 2021 slides'</p> <p>Choose one part of the story and have a go at retelling this part.</p> <p>Use resource entitled 'English Friday Leaf word mat'- use this word mat to support you in spelling words from the story.</p> <p>Remember to use story language from the story.</p>	<p>Maths</p> <p>Learning challenge: To be able to order different lengths from shortest to longest or from longest to shortest.</p> <p>Remember to -Measure all the objects first. -Think carefully where that number would lie on a number line.</p> <p>Please see the PowerPoint entitled 'Friday Maths slides Length 1'</p> 	<p>RE</p> <p>Learning challenge: To understand how prayers are carried out in a mosque.</p> <p>Watch the video https://www.bbc.co.uk/bitesize/clips/z74wmp3</p> <p>Discuss how prayers are carried out and the rituals that are needed to be performed.</p> <p>Now look at the powerpoint entitled 'Friday RE looking around a mosque'- what do you notice about the inside of a mosque? Does it look similar or different to a church?</p>	<p>Art</p> <p>Learning challenge: To know that art comes in different forms and about the work of a range of artists, craft makers and designers, describing the differences and similarities between different practices and disciplines, and making links to their own work.</p> <p>Success criteria Compare different types of art and artists and give an opinion.</p> <p>Experiment with, construct and join <i>natural</i> materials to plan, design and make models.</p> <p>See PowerPoint slides entitled 'Friday Art Session 5 – Natural sculpture'</p> 	<p>FAMILY TIME!</p> <p>Feel good Friday</p> <p>Go to our Wellbeing and Nurture web page.</p> <p>Click on this link to access it and choose an activity that best supports your Friday afternoon.</p> <p>Have a wonderful weekend, love the Year 2 Team.</p> 
----------	---	---	---	--	--	---

Break Morning physical activity - <http://umpostartionny.co.uk/>

Break

Break

Break