


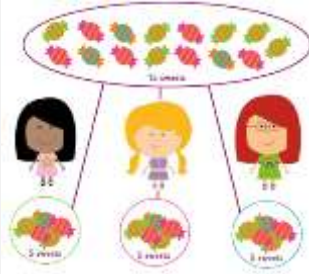















<p>M</p>	<p>Morning physical activity - http://jumpstartjonny.co.uk/</p> <p>Phonics – Word building Introducing ‘sh’ Learning challenge – to be able to recognise ‘sh’ when reading words.</p> <p>Look at the powerpoint ‘T4 WKS Monday Phonics’. Using sound cards you may have available in your house or making your own sound cards by writing the sounds you need on square cut paper (or post-it notes). Have a go at building these words with our diagram sound ‘sh’:</p> <p>shed, shop, fish, dish, rash.</p> <p>Remember:</p> <ul style="list-style-type: none"> • ‘sh’ sound has two letters but only makes one sound. • Listen carefully to the sounds you can hear when word building. <p>Challenge:</p> <ul style="list-style-type: none"> • Can you write a sentence including the words you have built? 	<p>English – Learning challenge – to think about the vehicles that people who help us might use.</p> <p>This week we are moving on to look at the ‘different people who help us’ and start to think about what vehicles they use.</p> <p>Have a think about the different ‘people who help us’ and then start to think about the different vehicles they might use. If needed, look at the PowerPoint slide – T4, WK 5 – Monday Vehicles.</p> <p>Can you write a list of the different emergency vehicles you know of?</p> <p>Remember:</p> <ul style="list-style-type: none"> • To think about your idea first. • Say the word out loud and then have a go at writing the dominant sounds that you can hear. • Remember to use capitals and full stops if and when you need them. 	<p>Maths – sharing Learning challenge – to understand that sharing is splitting something into equal groups</p> <p>This week we are going to have a think about sharing. When we are sharing we need to make sure that everyone we are sharing with always has the same amount to make sure that it is fair.</p> <p>Challenge of the day: Throughout the day have a go at making sure that you are sharing something with someone. It can be more than one person and you could even share with your teddies or toys if you want to! When you are sharing make sure that you are giving each group one at a time and make sure that each group has the same so that it is fair.</p>  <p>Remember:</p> <ul style="list-style-type: none"> • When you are sharing everyone that you are sharing with has to have the same amount to make sure that it is fair 	<p>Reading</p> <p>Reading via Bug Club or your allocated reading book(s).</p>  <p>Click here for Bug Club Login</p>	<p>Computing Learning challenges – to design your own emergency vehicle on purple mash.</p> <p>Log into purple mash and click on the ‘2do’ icon. Select the activity to design your own vehicle.</p> <p>Have a think about what you would like your emergency vehicle to do? Can it fly? Can it drive on top of water? Will it have a booster to go super-fast in an emergency?</p>  <p>Remember:</p> <ul style="list-style-type: none"> • Think about your design first. • Think about what you would like your emergency vehicle to do. • Think about the colours you may want your emergency vehicle to be. 	<p>PE – Learning challenge – ball skills and exploring movements.</p> <p>Task: Using a large ball and starting from 1 meter away, I can catch a ball dropped from shoulder height after one bounce.</p> <p>Can you try it from further away? Can you try it with more bounces?</p> <p>Story Time Please share one of your favourite books with an adult, or visit https://www.bbc.co.uk/iplayer/episodes/b00jdlm2/cbeebies-bedtime-stories and choose a story you have not heard before.</p>
----------	--	---	---	---	---	--

<p>T</p>	<p style="writing-mode: vertical-rl; transform: rotate(180deg);">Morning physical activity - http://jumpstartjonny.co.uk/</p> <p>Phonics – Word building Introducing ‘ch’</p> <p>Learning challenge – to be able to recognise ‘ch’ when reading words.</p> <p>Look at the powerpoint ‘T4 WK5 Tuesday phonics’. Using sound cards you may have available in your house or making your own sound cards by writing the sounds you need on square cut paper (or post-it notes). Have a go at building these words with our diagraph sound ‘ch’:</p> <p>chip, chop, rich, such, chin</p> <p>Remember:</p> <ul style="list-style-type: none"> • ‘ch’ sound has two letters but only makes one sound. • Listen carefully to the sounds you can hear when word building. <p>Challenge:</p> <p>Can you write a sentence including the words you have built?</p>	<p style="text-align: center;">Break</p> <p>English – Learning challenge – to think about the vehicles that people who help us might use.</p> <p>Now we have thought about the different vehicles, we are going to focus on some different ones throughout the week.</p> <p>The first one is going to be Life Boats! Do you know anything already about life boats? Do you know what people do on life boats?</p> <p>https://rnli.org/what-we-do/lifeboats-and-stations/our-lifeboat-fleet - have a look at the videos to see the different types of life boats there are. They have inshore lifeboats and all weather lifeboats.</p> <p>Have a go at drawing and designing your own life boat – what would you have on it? What would be important? Then add some labels to show what you have included on your life boat.</p> <p>Remember:</p> <ul style="list-style-type: none"> • To think about your idea first and draw your picture. • When labelling, say the word out loud and then have a go at writing the dominant sounds that you can hear. • Remember to use capitals and full stops if you need them. 	<p style="text-align: center;">Break</p> <p>Maths – sharing Learning challenge – to share amounts between 3 equal groups.</p> <p>The vets are always feeling hungry because they are so busy helping all the animals. Today there are three vets that are always helping the animals.</p> <p>Choose one of the numbers below and have a go at counting the amount of objects first, then have a go at drawing 3 vets to share the objects between.</p> <p>Numbers to choose from: 3,6,9,12,15,18</p> <p>Carefully share the amount between the vets to make sure that they all have the same amount. How many does 1 vet have?</p>  <p>Remember:</p> <ul style="list-style-type: none"> • When you are sharing make sure that you share one object at a time • Make sure that each person has the same amount so that it is fair. 	<p style="text-align: center;">Break</p> <p>Reading</p> <p>Reading via Bug Club or your allocated reading book(s).</p>  <p>Click here for Bug Club Login</p>	<p style="text-align: center;">Lunch break</p> <p>Art – Emergency vehicles. Learning challenges – match the correct emergency vehicle to the right ‘real life superhero’.</p> <p>Look at ‘Tuesday Art’ resource. Have a go at cutting out the emergency vehicles and matching it to the correct real life superhero.</p>  <p>Remember:</p> <ul style="list-style-type: none"> • To be very careful when using the scissors. • Hold your scissors correctly. • Follow the lines when cutting out the pictures. 	<p>PE – Learning challenge – ball skills and exploring movements.</p> <p>Task:</p> <p>Using the same task as yesterday, can you now try the same activity but using a smaller ball?</p> <p>Can you try it from further away? Can you try it with more bounces?</p> <p>Story Time</p> <p>Please share one of your favourite books with an adult, or visit https://www.bbc.co.uk/iplayer/episodes/b00jdlm2/cbeebies-bedtime-stories and choose a story you have not heard before.</p>
----------	---	---	--	---	---	---

W	<p style="text-align: center; color: red;">Workout Wednesday! -</p> <p>Phonics – Word building Introducing ‘th’</p> <p>Learning challenge – to be able to recognise ‘th’ when reading words.</p> <p>Look at the powerpoint ‘T4 WK5 Wednesday phonics’. Using sound cards you may have available in your house or making your own sound cards by writing the sounds you need on square cut paper (or post-it notes). Have a go at building these words with our diagraph sound ‘th’:</p> <p>thin, thud, with, this</p> <p>Remember:</p> <ul style="list-style-type: none"> • ‘th’ sound has two letters but only makes one sound. • Listen carefully to the sounds you can hear when word building. <p>Challenge: Can you write a sentence including the words you have built?</p>	<p style="text-align: center;">Break</p> <p>English – Learning challenge – to think about the vehicles that people who help us might use.</p> <p>Now you have designed your life boat, we have some problems that we need to solve! How can you help to solve the problem?</p> <p>Problem 1: A family went out on a trip on their boat but the engine stopped working. How can we rescue them?</p> <p>Problem 2: Two people are stuck on a cliff right on the edge of the water and they can’t get down as the sea has become too rough. How can we help them?</p> <p>Can you make a plan to rescue the different people?</p> <p>Remember:</p> <ul style="list-style-type: none"> • To think about your idea first and draw your plan. • When labelling or writing captions, remember to say the word out loud and then have a go at writing the dominant sounds that you can hear. • Remember to use capitals and full stops if you need them. 	<p style="text-align: center;">Break</p> <p>Maths – Sharing Learning challenge – to share equally between 4 groups</p> <p>Yesterday we had a go at sharing between 3 different groups but this time we have 4 different teachers that need to always have the same amount. Choose one of the numbers below and have a go at counting the correct amount of objects to match.</p> <p>Numbers to choose from: 4,8,12,16,20</p> <p>Have a go at drawing 4 teachers to share your number between. Share one at a time until you do not have any left. Count how many each teacher has to check that they all have the same amount.</p>  <p>Remember:</p> <ul style="list-style-type: none"> • When you are sharing make sure that you are sharing one at a time • Make sure that each group has the same amount so that it is fair. 	<p style="text-align: center;">Break</p> <p>Reading</p> <p>Reading via Bug Club or your allocated reading book(s).</p>  <p>Click here for Bug Club Login</p>	<p style="text-align: center;">Lunch break</p> <p>Art – making your own emergency vehicle</p> <p>Learning challenge – design and create your own emergency vehicle.</p> <p>Using any materials you have available in your house (recyclable materials such as boxes, milk bottle tops, paper..etc) to design and create your own emergency vehicle.</p>   <p>Remember:</p> <ul style="list-style-type: none"> • To think about which materials and shapes might be best for different parts of your vehicle. • To think about what might be the best resource to use to stick the different parts of your emergency vehicle together. 	<p>PE – Learning challenge – ball skills and exploring movements.</p> <p>Task: Using two balls and starting from 1 meter away, I can catch a ball dropped from shoulder height after one bounce, even when I don’t know which ball will be dropped!</p> <p>Can you try it from further away? Can you try it with more bounces?</p> <p>Story Time Please share one of your favourite books with an adult, or visit https://www.bbc.co.uk/iplayer/episodes/b00jdlm2/cbeebies-bedtime-stories and choose a story you have not heard before.</p>
---	--	---	---	--	--	--

<p>TH</p>	<p style="writing-mode: vertical-rl; transform: rotate(180deg);">Morning physical activity - http://jumpstartjonny.co.uk/</p> <p>Phonics – Word building Introduce ‘ng’</p> <p>Learning challenge – to be able to recognise ‘ng’ when reading words.</p> <p>Look at the powerpoint ‘T4 WKS Thursday phonics’. Using sound cards you may have available in your house or making your own sound cards by writing the sounds you need on square cut paper (or post-it notes). Have a go at building these words with our digraph sound ‘ng’:</p> <p>bang, ring, sing, song, wing, king</p> <p>Remember:</p> <ul style="list-style-type: none"> • ‘ng’ sound has two letters but only makes one sound. • Listen carefully to the sounds you can hear when word building. <p>Challenge: Can you write a sentence including the words you have built?</p>	<p style="text-align: center;">Break</p> <p>English – Learning challenge – to think about the vehicles that people who help us might use.</p> <p>You have become such an amazing problem solver. Well done for solving the problems yesterday! However, we now have more problems that we need to solve! Today we are going to think about what vehicle we are going to need to help us solve the problems below:</p> <p>Problem 1: Oh no! There are 3 cats stuck in a tree. They can’t get down, what vehicle might be able to help us get them down?</p> <p>Problem 2: Oh no! A little boy has fallen off of his bike and he needs to get to the hospital. What vehicle might be able to help?</p> <p>Problem 3: Oh no! A ship is stuck out at sea, what vehicle might be able to help?</p> <p>Remember:</p> <ul style="list-style-type: none"> • To think about your idea first and draw your plan. • When labelling or writing captions, remember to say the word out loud and then have a go at writing the dominant sounds that you can hear. • Remember to use capitals and full stops if you need them. 	<p style="text-align: center;">Break</p> <p>Maths – Sharing Learning challenge – to share amounts between different groups</p> <p>Have a look at the problems below and see if you can have a go at working them out. You can choose the way that you would like to record your answers, you might want to use objects or you could use drawings.</p> <p>There were 6 bits of food and 3 teachers to share with – how many will each teacher get?</p> <p>There were 15 bits of food and 3 people to share with how many will each person get?</p> <p>There were 10 bits of food and 5 teachers to share with how many will each person get?</p> <p>There were 20 bits of food and 5 teachers – how many will each person get?</p>  <p>Remember:</p> <ul style="list-style-type: none"> • When you are sharing each group needs to have the same to make it fair. • Make sure that you carefully count the right amount to share • When you have shared your objects make sure that you count to make sure that each group has the same. 	<p style="text-align: center;">Break</p> <p>Reading</p> <p>Reading via Bug Club or your allocated reading book(s).</p>  <p>Click here for Bug Club Login</p>	<p style="text-align: center;">Lunch break</p> <p>Understanding of the World / Spoken Language</p> <p>Learning challenge – to explain your thoughts and ideas, and to give explanations to your thoughts.</p> <p>Question for the day is: If you could design and make your own emergency vehicle – what would it be? What would your vehicle be able to do? How would you use it to save people?</p> 	<p>PE – Learning challenge – ball skills and exploring movements.</p> <p>Task: Using a large ball and starting from 1 meter away, I can catch a ball dropped from shoulder height after one bounce and catch it with only one hand!</p> <p>Can you try it from further away? Can you try it with more bounces? Can you try catching it with different hands?</p> <p>Story Time Please share one of your favourite books with an adult, or visit https://www.bbc.co.uk/iplayer/episodes/b00jdlm2/cbeebies-bedtime-stories and choose a story you have not heard before.</p>
-----------	--	---	---	--	--	--

<p>F</p>	<p>Morning physical activity - http://jumpstartjonny.co.uk/</p> <p>Phonics Learning challenge – to read the words and sort them between ‘real’ and ‘fake’ words.</p> <p>Click on the link to play the ‘Buried Treasure’ game on Phonics play https://www.phonicsplay.co.uk/resources/phase/2/buried-treasure</p> <p>Select phase 3 option and choose a digraph we have been learning this week – sh, ch, th, ng</p> <p>Have a go at sorting the words between real and fake words.</p>  <p>Remember: Digraphs have two letters but only make one sound e.g. the word shop would be read ‘sh-o-p’.</p>	<p>English – Learning challenge – to think about the vehicles that people who help us might use.</p> <p>Have a look in the ‘to do’ folder on Purple Mash. Have a go at drawing a picture of your favourite emergency vehicle.</p> <p>Can you write a sentence or short caption about why it is your favourite?</p> <p style="text-align: center;">Break</p>  <p>Remember:</p> <ul style="list-style-type: none"> • Draw your picture first and think about what colours and shapes you might need. • Have a go at thinking about why you like this vehicle • Type your sentence, using the sounds that you can hear. 	<p>Maths – Sharing Learning challenge – to share a number equally between groups using drawing.</p> <p>Today we are going to carry on with our sharing but using drawings to share the amount between people. Today we are going to be sharing between 3 groups.</p> <p>Start by drawing 3 faces or something to show your three groups.</p> <p>Now choose a number for the list below: 3,6,9,12,15,18,</p> <p>Next start to share the amount between each group drawing one at a time, making sure that you are counting as you are drawing so you don’t have too many. When you have finished make sure that each group has the same amount. How many does one person have?</p> <p>Remember:</p> <ul style="list-style-type: none"> • When you are sharing each group has the same amount. • Make sure that you share one at a time so that you can make sure that you are counting carefully. <p style="text-align: center;">Break</p>	<p>Reading</p> <p>Reading via Bug Club or your allocated reading book(s).</p>  <p>Bug Club</p> <p>Click here for Bug Club Login</p> <p style="text-align: center;">Break</p>	<p>Feel Good Friday and Time to Shine!</p> <p>Spend some time together talking about all of the activities you have done during the week. What did you enjoy the most? What area do you want to get better at next week?</p> <p>TIME TO SHINE – Please share your creations and activities via purple mash.</p>  <p>Please remember that you can follow us at : https://twitter.com/PHInfants You can also follow our Reception Twitter page @PHIARception</p> <p>Once you have done this, think of your own Feel Good Friday activity. This could be:</p> <ul style="list-style-type: none"> - Something creative - Going on a walk - Having a treat (snack) - Watching a film / favourite show <p>If you want to then join us for a story at 2.40, we look forward to seeing you there 😊.</p> <p style="text-align: center;">Lunch break</p>
----------	--	--	---	---	--