

Recipes for Success

Practical Activities to Help Your Child Succeed

OCTOBER 2019

Refrigerator Poster

Just hang your *Recipes* poster on the refrigerator and sneak in an activity when you have a few minutes. These fun activities will help develop school success and positive behavior. Check off each box as you complete the "recipe."


READING Bowling for facts

Here's a tabletop bowling game that encourages your child to read for information—and use what he learns.

Ingredients: six paper cups, marker or pen, nonfiction reading material, small ball

On each cup, have your youngster write an activity to do after reading a nonfiction book or article. Examples: "Illustrate a fact." "Teach another person something you learned." Now he should line up the cups in a row.

When he finishes reading, he can roll a ball to knock over a cup and follow the instruction. Then, he could aim for another cup until he has knocked them all down and tried all the activities.




MATH Graphing your week

Play checkers, get a paper clip. Draw a picture, get a paper clip. With this creative math challenge, your youngster can graph her daily activities.

Ingredients: cardboard, pencil, paper clips, tape

Ask your child to choose several of her regular activities (homework, playing games, drawing). She can write them across the top of a piece of cardboard.

The first time your youngster does each activity, have her tape a paper clip underneath its name on the cardboard. Each additional time she does it, she can link another paper clip to the one above. After a week, the clips will form a graph showing how she spends her time. The more paper clips, the more often she did an activity.



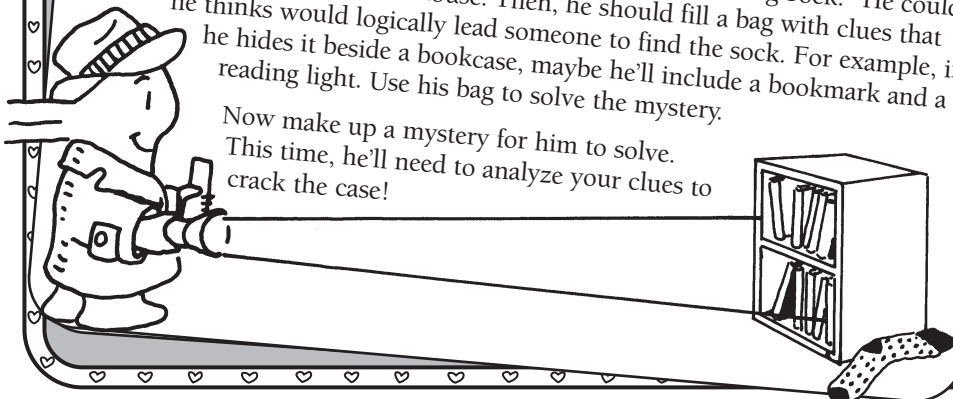
LOGICAL THINKING Mystery minded

With this idea, your youngster will use logic to create and crack "cases."

Ingredients: bags, household objects

Have your child invent a mystery like "The Case of the Missing Sock." He could hide a sock somewhere in the house. Then, he should fill a bag with clues that he thinks would logically lead someone to find the sock. For example, if he hides it beside a bookcase, maybe he'll include a bookmark and a reading light. Use his bag to solve the mystery.

Now make up a mystery for him to solve. This time, he'll need to analyze your clues to crack the case!



MUSIC

Show your child how different materials produce different sounds. He could tap a fork with a spoon or remove the label from a metal can and run the spoon along its ridges. Suggest that he tap out a "song" with these sounds. How does the sound change if he uses a wooden spoon?



MEMORY

Sit beside your youngster, and use your finger to trace a random word in the air while she watches closely. When you finish, have her say the word. She'll need to recall the letters in the correct order to spell the word. Next, ask her to "write" a word for you to figure out.



Recipes for Success

Practical Activities to Help Your Child Succeed

GRAMMAR Parts-of-speech poetry

Your youngster can review parts of speech and understand how they fit together by writing a poem.

Ingredients: paper, pen or pencil

Let your child divide a sheet of paper into four columns (Nouns, Verbs, Adjectives, Adverbs). Next, she should write five random words that belong in each column. She might put *bats* and *go-karts* in the Nouns column, *float* and *squeal* under Verbs, *slippery* and *green* under Adjectives, and *quietly* and *happily* under Adverbs.



Challenge your youngster to write a poem using two words from each column, and listen while she reads it aloud to you. Can she write another poem using all the words?

Congratulations!

We finished _____ activities together on this poster.

Signed (parent or adult family member)

Signed (child)

OCTOBER 2019

FOREIGN LANGUAGE

At the library, ask your child to choose a picture book in a language he doesn't speak. Suggest that he "read" the book using the illustrations as clues. Afterward, look up words together in a bilingual dictionary or on a translation website. How close was his story to the real one?



DIVISION

Your youngster can "herd animals" into equal groups to practice division. Have her use small objects like beans or dry noodles as "animals," and say, "Herd 56 animals into 7 groups." She would make 7 groups of 8 and say the problem ($56 \div 7 = 8$).



LISTENING

Build your child's listening skills with this activity. Choose a children's book that repeats a word throughout the story. Read the book aloud, and have her clap every time she hears the word. Then, let her read to you while you listen for a certain word.



Character Corner

AMBITION



Can your child name a person who worked hard and accomplished something? Maybe his uncle studied every night after work to get a GED. Talk about how that ambition paid off—perhaps his uncle got a better job.

FAMILY UNITY

Learn more about each other with this activity. As a family, list six questions, numbered 1–6. *Examples:* "What's your favorite season?" "What did you eat for lunch today?" Take turns rolling a die and answering the matching question.



HUMOR

Help your youngster see the lighter side of life. Every day, share something funny from your week with each other. It might be a joke she heard or a silly mistake she made. Having a good laugh together is healthy for everyone!



SAFETY

Take a walk around the neighborhood with your child. How many items that help to keep people safe can he spot? He might notice fire hydrants, stop signs, and crosswalks, for example. Talk about why each one is important.

