

A blurred background image of a student with long dark hair, wearing a white shirt, sitting at a desk and working on a laptop. Other students and classroom equipment are visible in the background.

Welcome

2022

Technology Advisory Committee Meeting 01

1 Tool Orientation

2 Overview of TAC Charge

3 TAC Introductions

4 Schedule

5 Group Norms

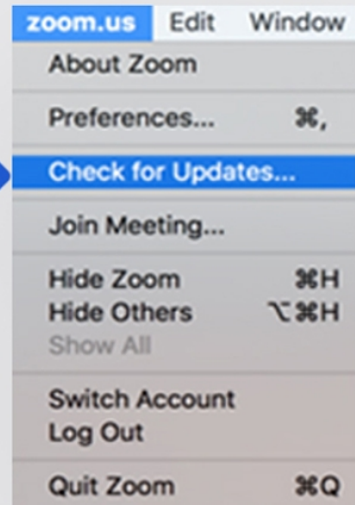
6 What is a Technology Levy?

7 Vision for the Future

8 Closing

Prepare to Collaborate

Tips for a Seamless Zoom Call



Check for Updates:

Select "Check for Updates" in the drop-down menu under zoom.us. Even if you use Zoom every day, your app might not be current.



Your point of view.

Zoom begins in "Speaker View". To have the most participants visible on your screen, choose "Gallery View". This will be particularly important for **better collaboration** in the Breakout Rooms when you will want to see everyone in your group.

Let's have a chat.

With so many people in the group, it is difficult to hear what everyone has to say all at once. **Your voice is the reason you are here!** Text messages can be typed here and sent to everyone on the call using the "Enter" key.

If this window is not immediately visible click the "Chat" icon in to tool bar at the bottom of your screen.

Mics, camera, action...

Please mute yourself using the microphone icon when you are not speaking. This reduces echo and feedback during the presentations. **Remember to unmute when you are ready to speak.**

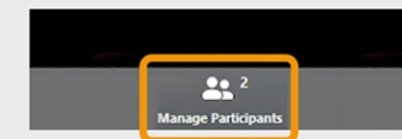
Start and stop your video using the camera icon. Arrows to the right of each of these icons allow you to adjust your settings.

Introduce yourself.

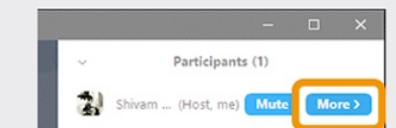
Use the instructions below to change your user name at the start of each meeting.

Please be sure to **Include your first name and last initial** so we can address you correctly and follow up with you between meetings if needed.

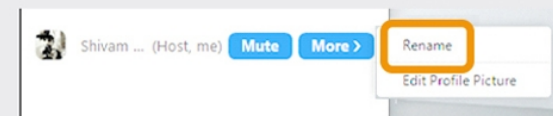
1. Select "Manage Participants" in your Zoom toolbar.



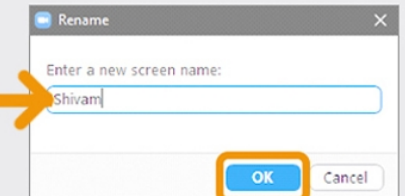
2. A list of participants will appear in the top left corner of your screen. Select the "More" button next to your name.



3. Select "Rename" from the pop-up options.

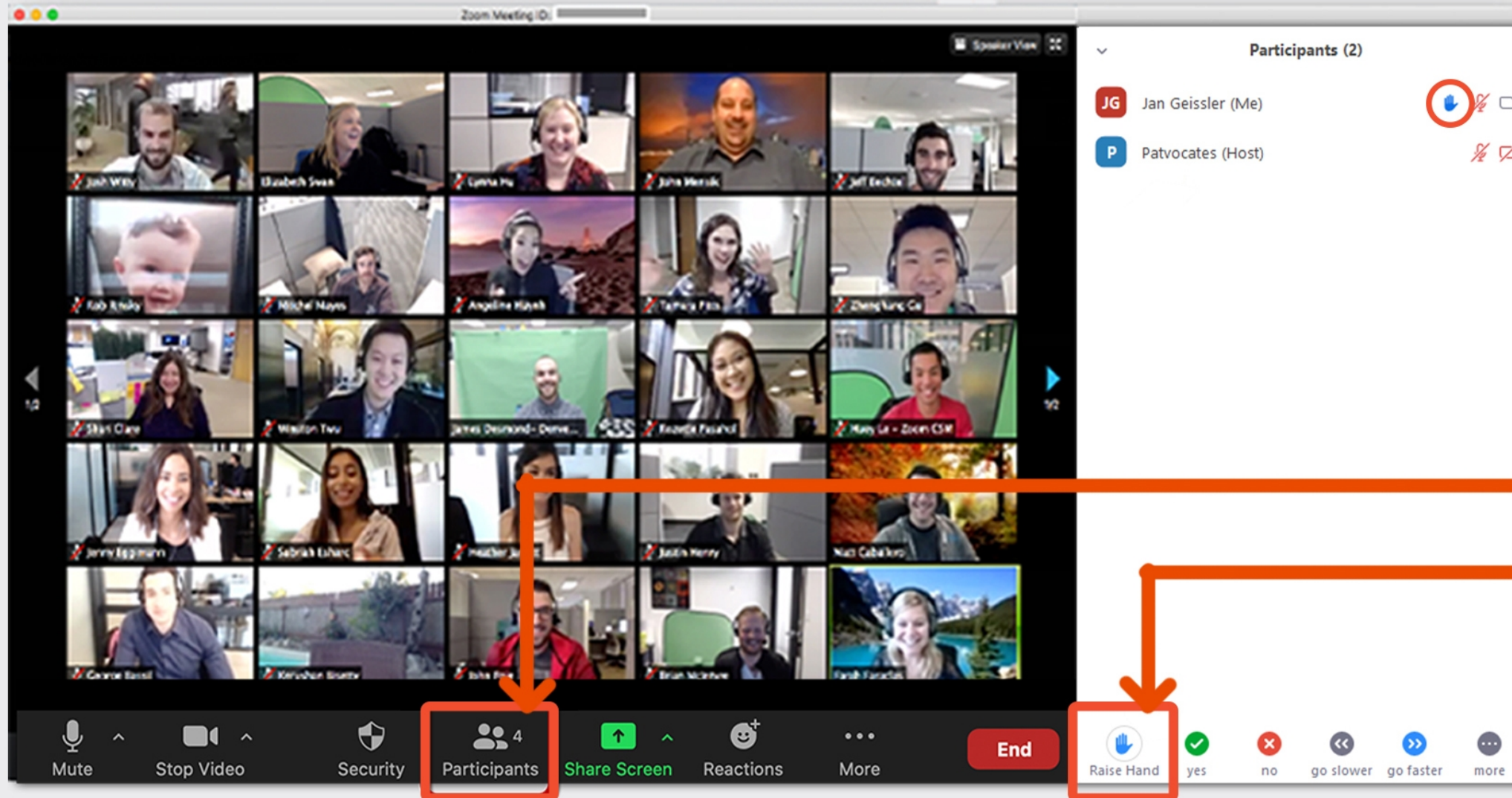


4. Enter your name and last initial. Select "OK".



Prepare to Collaborate

Tips for a Seamless Zoom Call



Raise your hand.

With so many people in the group, it is difficult to hear what everyone has to say all at once.

Your voice is the reason you are here and we want to hear them all.

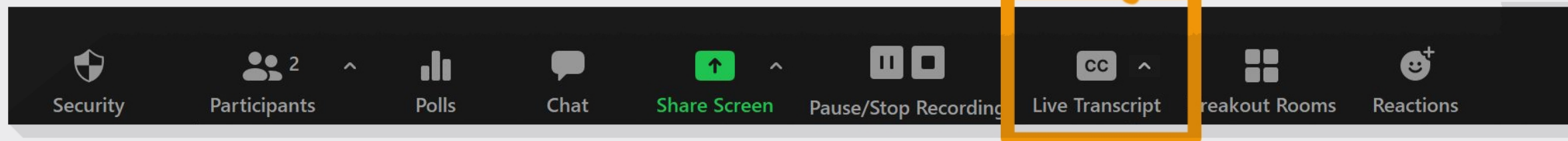
The “chat” feature is a great way to make a point and move on. However, when you need to speak up please raise your hand with a question or if you have something to add.

1. Select the “Participants” icon to reveal a list of participants to the right.

2. Select “Raise Hand” to alert the administrator you have something to add. We will call on you shortly.

Closed Captioning / Live Transcript.

If you would like to use Close Captioning or to have a live transcript of the meeting, select the tool indicated here.




Zoom Meeting Etiquette

- Turn your camera **ON** in breakout rooms.
- Use a headset or earphones if you can. Find a quiet environment, if possible.
- Mute your microphone when you are not speaking.
- Please do not copy or "screen shot" text from the chat or closed captioning transcript, or images from this presentation. Please do not post anything you see here on social media. We want everyone to feel free to speak openly.
- Breakout discussions and interactive participation are key at every meeting. A large screen device (such as laptop, desktop or tablet) are helpful. If you cannot arrange for the use of these types of devices, please contact Shelby Reynolds: sreynolds@nsd.org

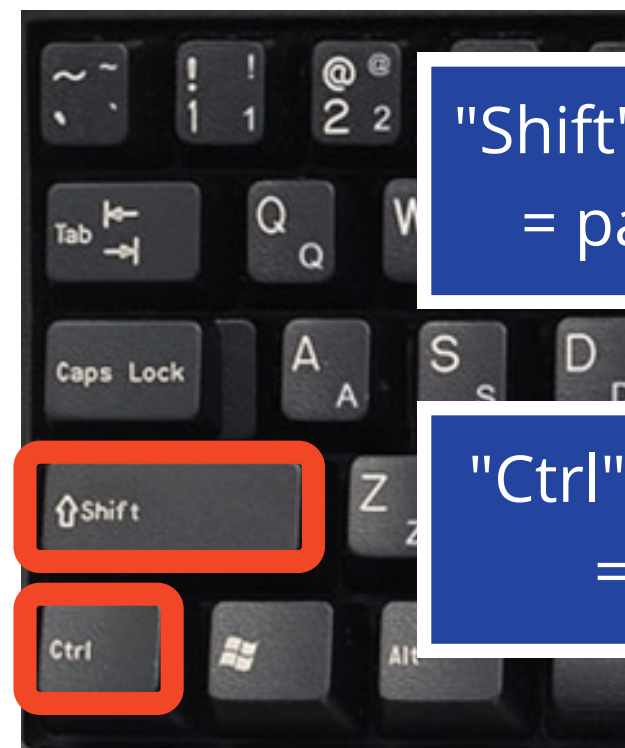


Miro Tools - Navigation



Use the arrow to select objects.


If you are already in "Select" mode and click the arrow a second time your cursor will change into a hand icon allowing you to pan around the board.



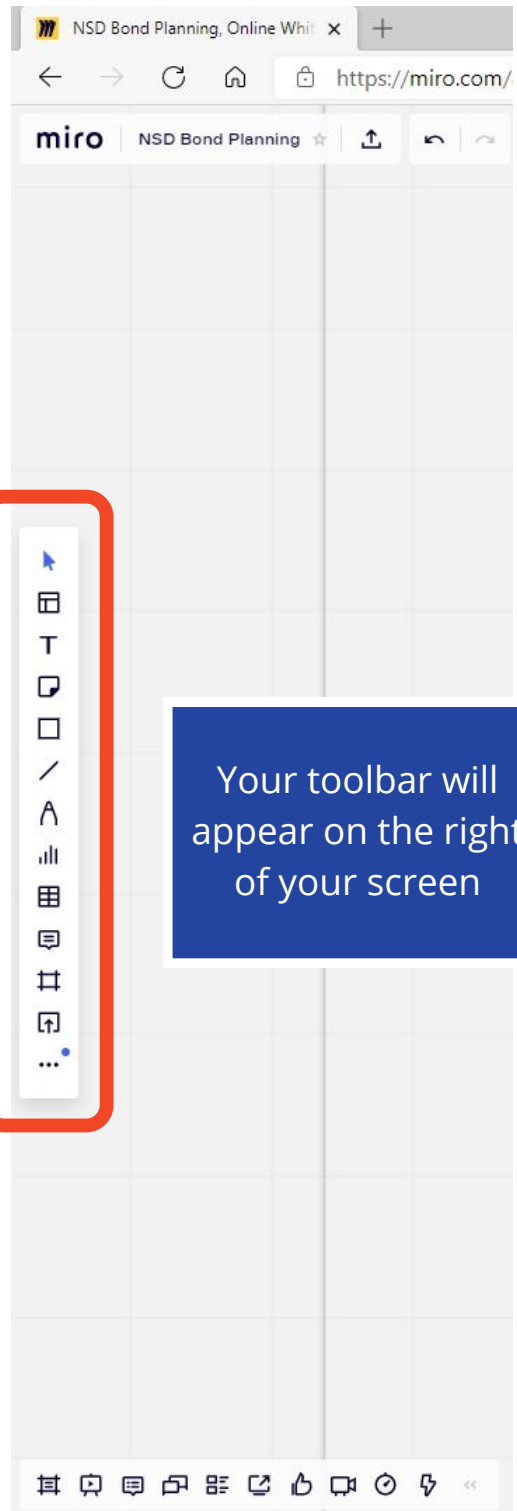
"Shift" + mouse track wheel
= pan from side to side

"Ctrl" + mouse track wheel
= zoom in and out

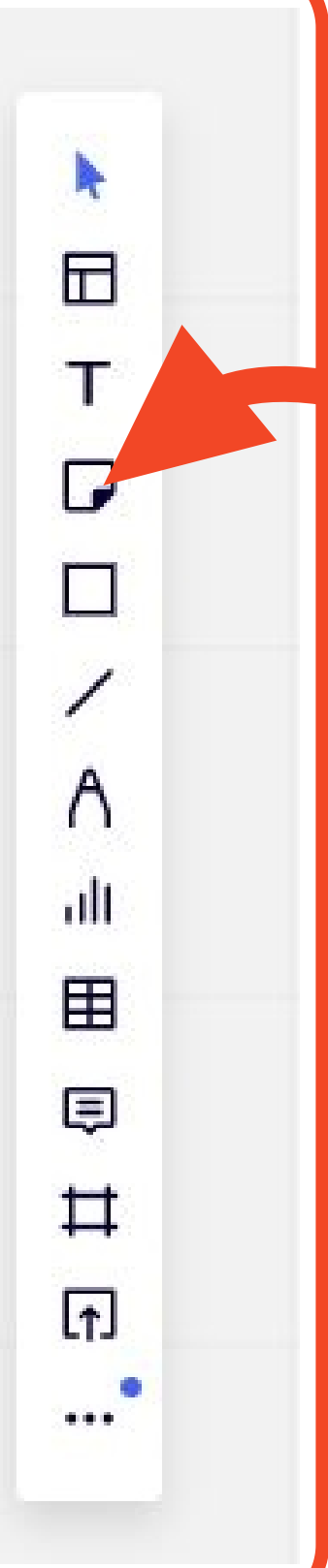
You can also move around the board using the arrow keys on your keyboard.



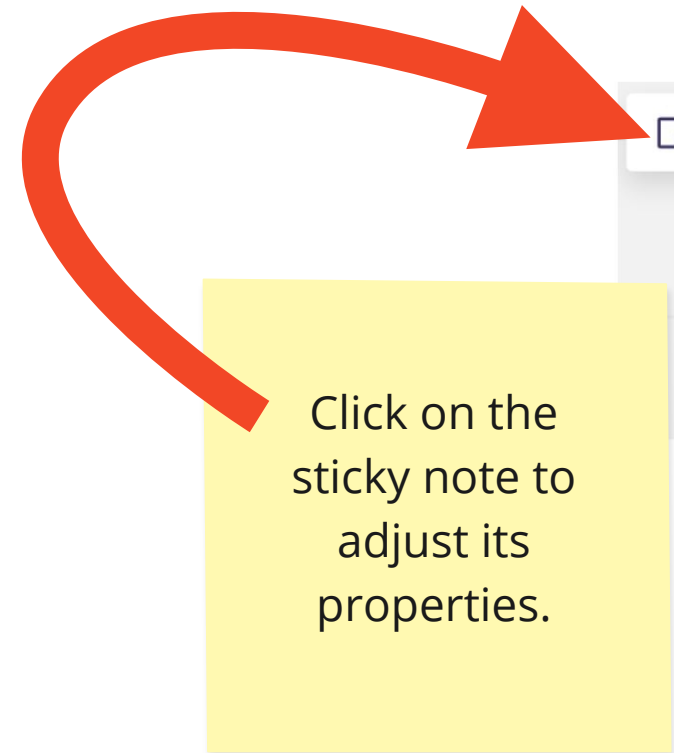
Miro Tools - Sticky Notes



Your toolbar will appear on the right of your screen

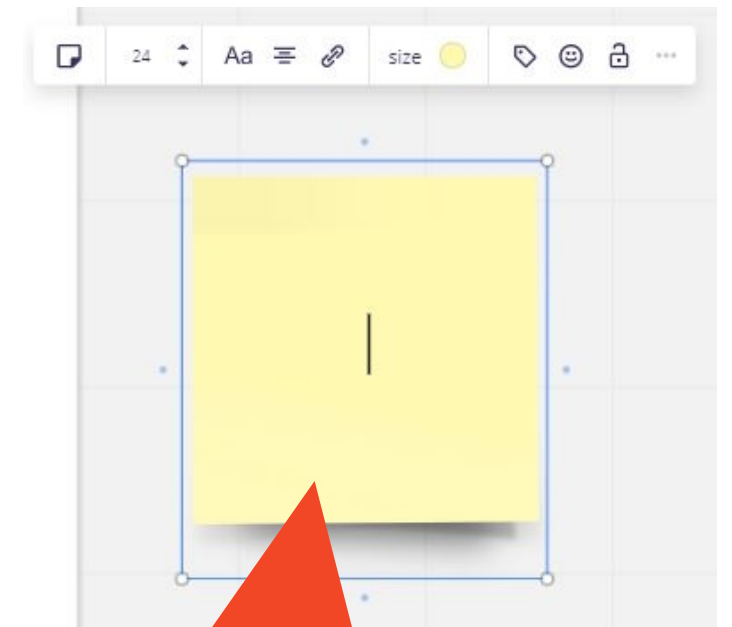


Insert sticky notes with this tool.

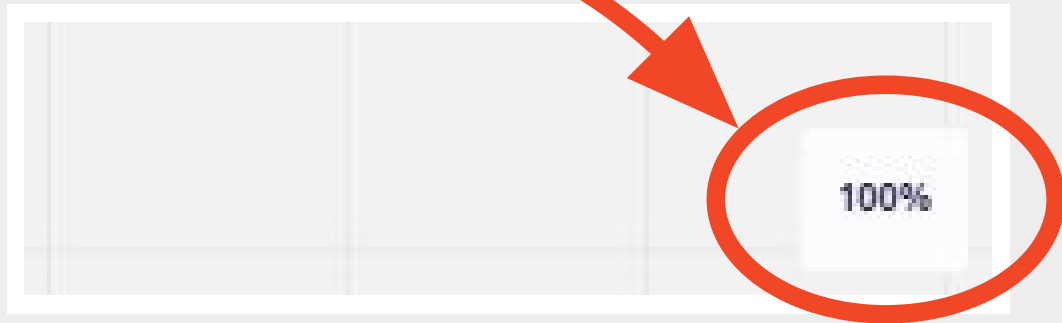


Click on the sticky note to adjust its properties.

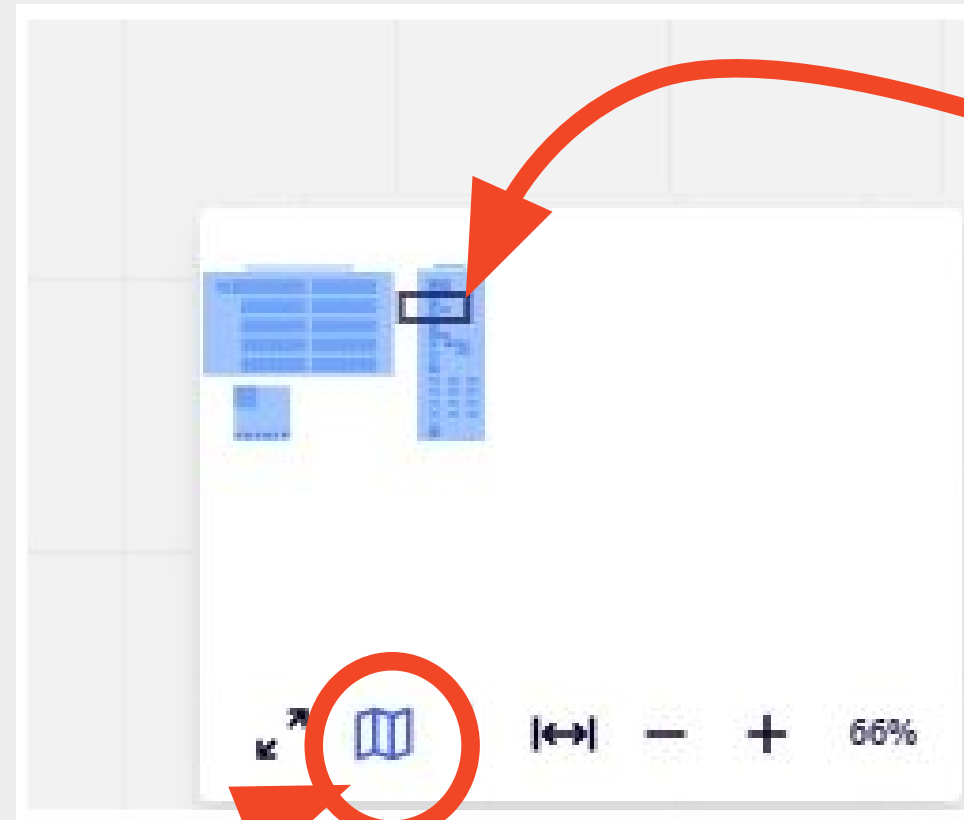
Double click to open a cursor to type on the note.



Miro Tools - Navigation



Scroll over the % number in the bottom right of your screen to reveal the Navigation Tool.



This provides a key plan of the entire board. The small, black rectangle indicates your location.

Select "Pin Map" tool.

Miro Board Tools: Getting to Know You

DIRECTIONS:

1. Choose one column within the grid to your right.
2. Type your name in the sticky note at the top of the column.
3. Drag, drop, and resize images or photos into the colored "Who am I?" section.
4. There are 4 questions placed in rectangular sticky notes on the right sides of the lower grid. Each has a question. Practice working with this tool by adding your own sticky notes, shapes, or text into the lower, gray grid to answer the questions.
5. Lock your answers.

For help:

Ashley - amcclaran@oacsvcs.com

Krista - klutz@oacsvcs.com



Mission

TAC Charge

To analyze and study a variety of data, information and research regarding the district's technology needs and how technology, specifically within instructional areas, can further the district's mission to provide a world-class education for all Northshore students. The TAC will make recommendations to the School Board for technology projects for referral to voters in 2022.

Guiding Principles and Foundational Beliefs

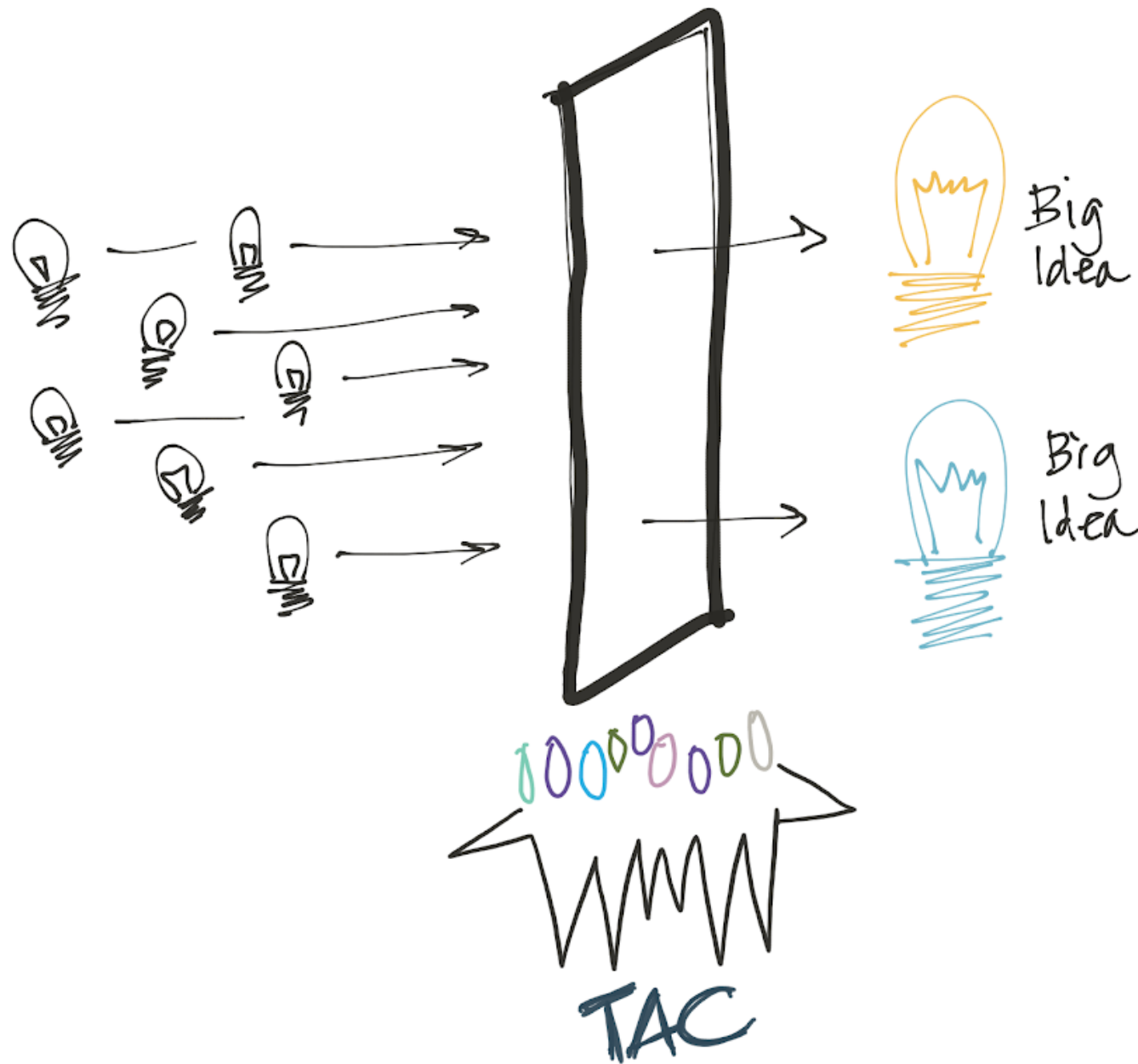
Northshore Strategic Plan

Goals & Measures of Student Success		
▼ GOALS	▼ MEASURES	▼ EQUITY MEANS
1 Success in the Early Years Each student will develop intellectual curiosity, persistence, social-emotional awareness, and academic skills to be positioned for success by the end of grade 3.	<ul style="list-style-type: none">Increased percentage of students who have equitable access to developmentally appropriate teachingIncreased percentage of students in pre-kindergarten to grade 3 meeting criteria for social-emotional, physical and cognitive developmentIncreased percentage of students at grade level in the five components of Literacy Development: phonemic awareness, phonics, fluency, comprehension and vocabularyDecreased achievement gaps across student subgroups in English Language Arts and MathematicsIncreased percentage of students in each student subgroup meeting or exceeding standards in English Language Arts and Mathematics by the end of grade 3	<i>Each student, regardless of background or experiences, demonstrates academic and social-emotional competence for successful transition out of grade 3 through equitable, targeted resources, instruction and individualized learning.</i>
2 Responsible, Resilient, Empathetic Learners Each student will feel safe as a responsible and persistent learner, open to and accepting of diverse cultures and perspectives, and empowered to advocate for and pursue own educational passions.	<ul style="list-style-type: none">Increased percentage of students who feel safe, have a sense of belonging and personally meaningful friendships, and believe that their school is vibrant and inclusive, with rules that are fair and equitableIncreased percentage of students who demonstrate healthy life style choices, including nutrition, exercise, personal care and safetyIncreased percentage of students who model positive social skills and resiliency for a culturally diverse communityIncreased percentage of students with at least 95% average school attendance and at least 95% of in-class attendanceIncreased percentage of students who have continuous access to an advocate, mentor, or counselor	<i>Each student embraces own voice, accepts ownership of own actions and experiences, and honors the diversity, unique needs and contribution of others.</i>
3 Growth for Every Student, Elimination of Outcome and Opportunity Gaps Each student will experience continuous growth in all subjects, progress toward graduation at a pace that eliminates opportunity and outcome gaps and receive fair and equitable treatment with regards to discipline.	<ul style="list-style-type: none">Increased equitable access to social-emotional supports and services (e.g. counseling, mental health and psychological)Minimum annual academic growth rate of one year for students at/above grade level, and more than one year for students below grade levelIncreased percentage of students meeting standards in core subjectsReduction of the disproportionalities in discipline, suspension and expulsion rates across student-groupsIncreased enrollment and completion rates for traditionally under-represented student-groups in advanced courses and specialized programs	<i>Each student actively engages in rigorous standards-based curriculum, effective instruction, timely, targeted enrichment and intervention, and proactive social-emotional supports.</i>
4 Innovative, Creative, Critical Thinkers Each student will be involved in relevant and engaging learning that fosters creativity and imagination, and will gain the confidence and competence to address personal, community, and global issues in collaborative and resourceful ways.	<ul style="list-style-type: none">Increased percentage of students who can justify a position with supporting evidenceIncreased percentage of students who apply learning to solve real-world challenges in imaginative waysIncreased percentage of students who demonstrate a mastery of relevant skills in multiple waysIncreased percentage of students who can explain how they reasoned through a problem or issue across subjects or in their own livesIncreased percentage of students who successfully navigate critical transitions in their educational experiencesIncreased percentage of students who use appropriate technology/digital tools to facilitate classroom instruction, projects, collaborative learning, and informed decision making	<i>Each student engages in culturally relevant and cognitively challenging, real-world learning, while applying knowledge and skills in a variety of ways.</i>
5 Ready for Lifelong Success after Graduation Each student will graduate from high school with the habits for post-secondary success, productive citizenship and lifelong learning.	<ul style="list-style-type: none">Increased percentage of 9th grade students on track for graduationIncreased percentage of students who demonstrate acquisition of practical skills and dispositions for life after high schools (e.g., goal-orientation, self-responsibility, time management, teamwork, finances, insurance and housing)Increased percentage of students who graduate on timeDecreased high school dropout ratesIncreased percentage of students involved in activities aligned to their college, career or post-high school planIncreased percentage of high school graduates entering college without need for remedial classes	<i>Each student receives equitable access to experiences crucial for success in college and beyond, and meets or exceeds Washington state's college and career readiness graduation requirements.</i>

School Board Procedure 2022P and Policy 0001

"It is the responsibility of both NSD staff and parents to help prepare students to be members and citizens of a digital society. A digital citizen is one who: 1. Understands human, cultural and societal issues related to technology and practices legal and ethical behavior. 2. Advocates and practices safe, legal and responsible use of information and technology. 3. Exhibits a positive attitude toward using technology that supports collaboration, learning and productivity. 4. Demonstrates personal responsibility for lifelong learning. 5. Exhibits leadership for digital citizenship." ([SB Procedure 2022P.](#))

"We believe it is a fundamental right of all students to have an equitable educational experience within Northshore School District programs and services. The responsibility for ensuring student success is held by school board directors, district staff, administrators, educators, communities, students and our families. We are focused on closing the opportunity and achievement gaps and creating learning communities that provide supportive and enriching experiences for all Northshore students." ([SB Policy 0001](#))



The Technology Advisory Committee's objective is to curate the ideas of a larger group and distill those ideas into a set of "Big Ideas" or projects to be funded through the Technology Levy.

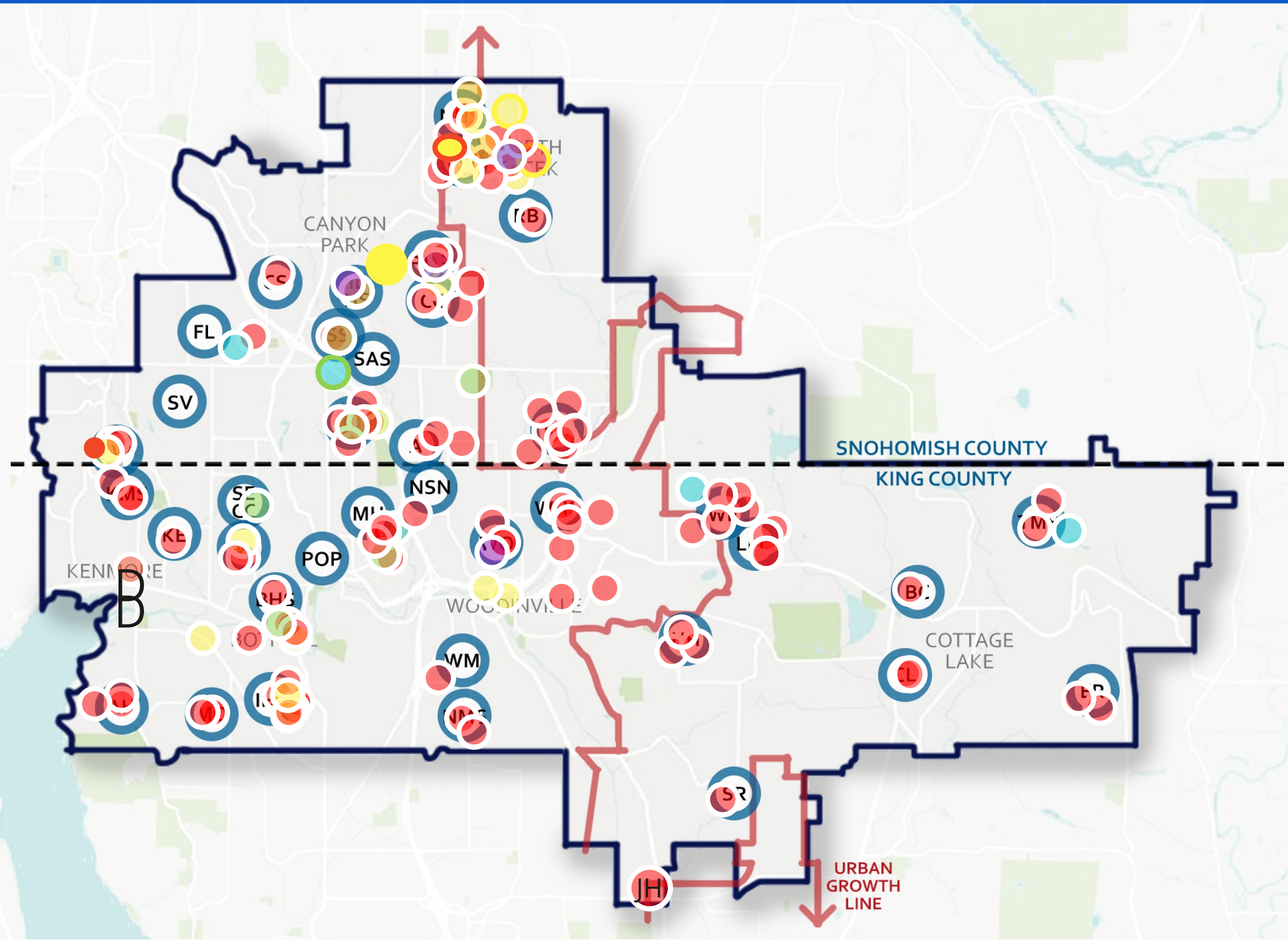
The TAC does not make specific recommendations for the types of devices or services to be used, rather TAC defines the main goals and outcomes the Levy will support.

Think "mobile devices for our youngest learners" rather than "iPads" or "Surfaces".

Over the course of our time together, we will review the ideas that have come forth from a variety of sources, prioritize them, and then build a recommendation for the Board to take action on in the form of a Resolution.

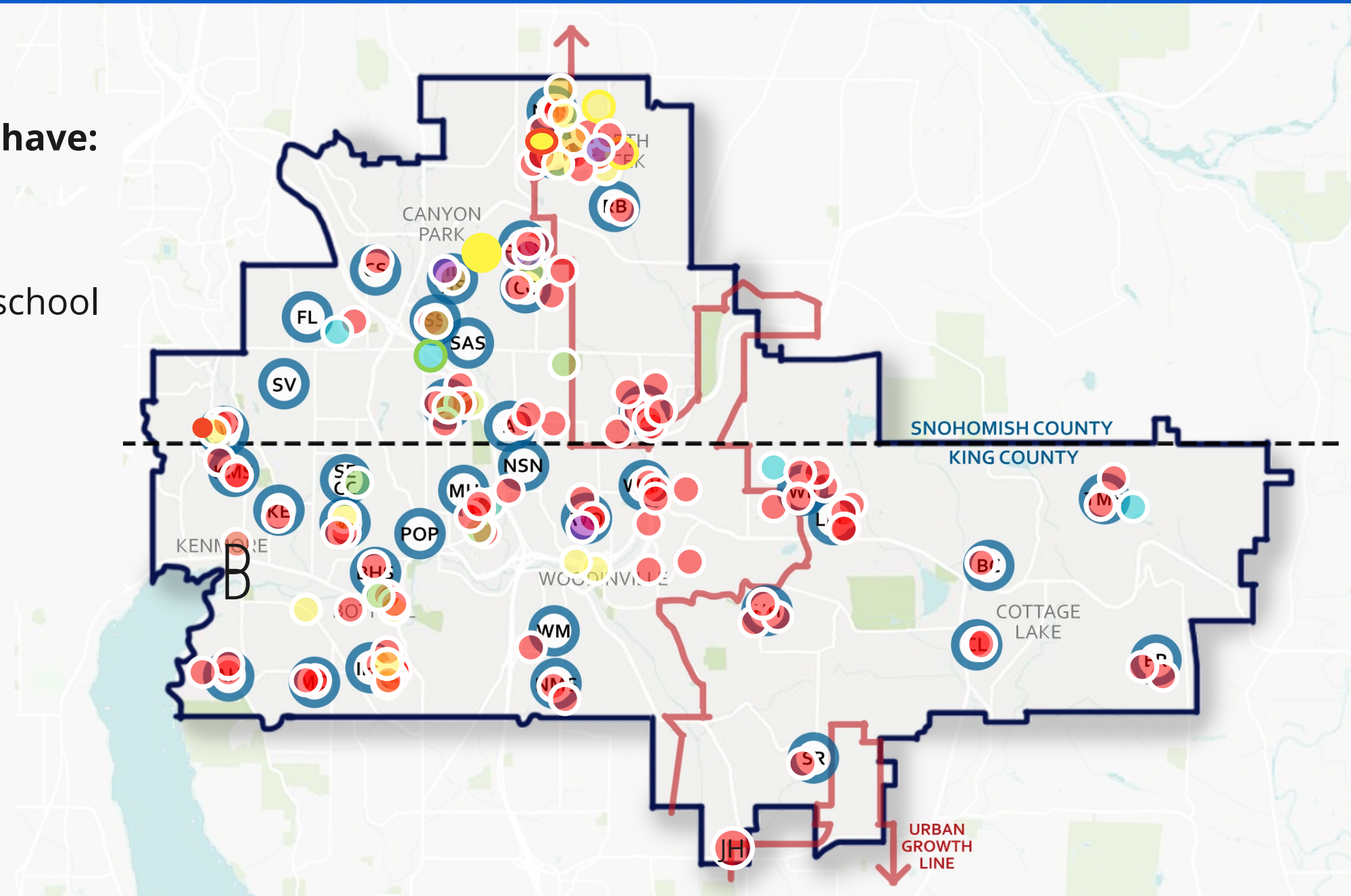
Place a dot where you have:

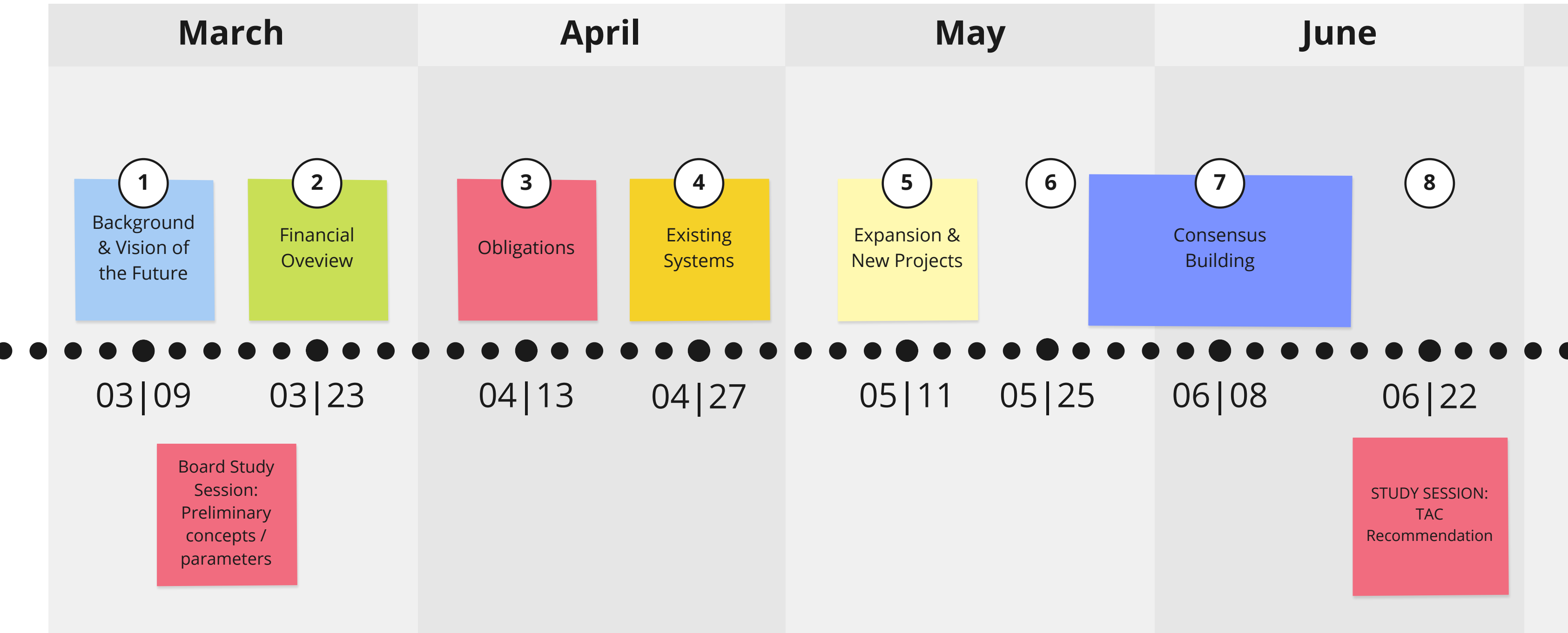
1. Gone to school
2. Enrolled a child in school
3. Taught
4. Worked
5. Volunteered
6. Future enrollment



Place a dot where you have:

1. Gone to school
2. Enrolled a child in school
3. Taught
4. Worked
5. Volunteered
6. Future enrollment

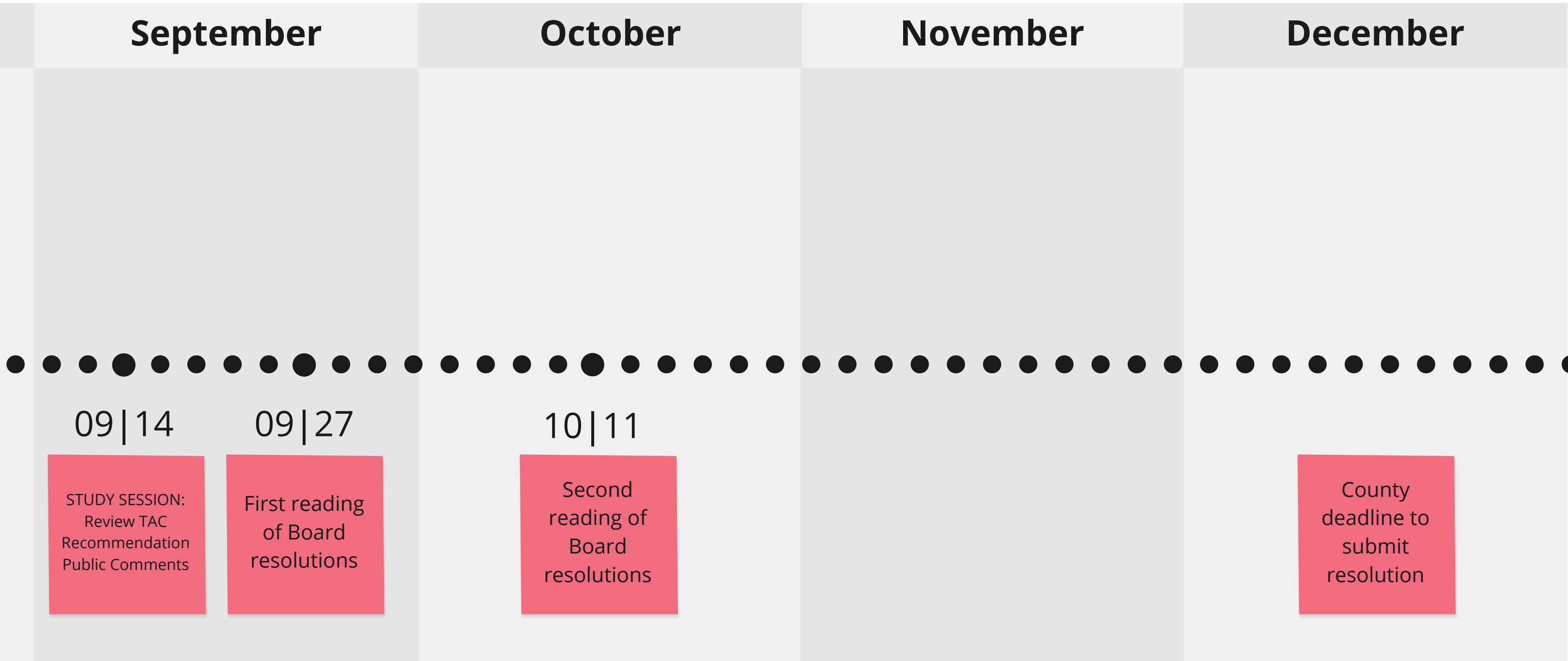




July - August

BREAK FOR
SUMMER

Schedule



What is a Technology Levy?



School District Funds
General Fund and Capital Fund




Federal Funds



Local Funds
Bonds and Levies



State Funds



Group "Norms"

Group norms are a set of agreements about how we work with each other and how the group will work overall. These agreed-upon behaviors allow the team to perform through healthy debate and clarity of purpose and roles.

Why is this important?

Guide those
new to the
group

Better
performing
team

Increases
attendance

Gives
everyone a
voice

Builds trust

Creates
accountability

Your Top Nine (per the Pre-Meeting Survey)

No
personal
Agendas

Presume
Positive
Intent

Listen with
an Open
Mind

Respect
Consensus

All voices
are
heard

Understand
other
perspectives

Ask for
clarfication

Avoid race,
ethnic,
gender
humor

Respect
Confidentiality

Time Out!

Please return
at: 6:40

Break Out!

Think. Pair. Share.

What does the future of technology look like in the learning environment?

With the accelerated use of technology in the past year what were some of the "ah-ha" moments you discovered that are important to discuss?

What challenges should we look to address with this levy?

What questions do you have about what we discussed today?
What information do you feel you need from this group to help you make decisions?

Thank you!

The next meeting is:

Tuesday, March 23, 5:30-7:30 p.m.

Summaries of today's meeting will be sent to each of you and posted to the website along with meeting minutes.

If you have any questions about the tools we discussed today, please contact:

Ashley McClaran amccclaran@oacsvcs.com

and

Krista Lutz klutz@oacsvcs.com