





| | | | | | | |
|---|--|---|--|---|--|---|
| M | <p>Phonics</p> <p>Link to T4 WK4 Monday Phonics video 1</p> <p>Today we are going to be using word building</p> <p>We are going to say the sound and read the word as we identify the sounds we need to build the word. Once completed we will say the sound and write the word.</p> <p>oa-boat</p> <p>float</p> <p>coat</p> | <p>English</p> <p>Learning Objective To describe what makes a good friend</p> <p>Success Criteria Think, write, read Capital letters and full stops. Describe the characters thoughts Describe why the character changed</p>  <p>T4 W4 Y1 Monday 'Stary Eyed Stan'</p> <p>Read through the PP Starry Eyed Stan introducing and emphasizing the importance of friendship. Think about what makes a good friend.</p> <p>Today you will be describing the character Starry Eyed Stan and how he changed throughout the course of the story and why he had decided to change. For example- Stan was very grateful for what Jay and the other starfish had done to help him. He was proud of them for being brave.</p> <p>Stan realised that it is best to work together, as part of a team.</p> | <p>Maths</p> <p>Learning Objective To be able to subtract numbers to 20.</p> <p>Success Criteria Remember to... Always make the bigger number and take the smaller number from the bigger number.</p> <p>Click on the link below to find the Power Point: T 4 WK 4 Monday subtraction to 20</p> | <p>Reading</p> <p>Reading via Bug Club or your allocated reading book(s).</p>  <p>Click here for Bug Club Login</p> | <p>Art 1</p> <p>Learning Challenge: To explore making a digital 'Rain Shadow.'</p>   <p>Success Criteria: I can explain what a Rain Shadow is. I can choose lighter tints for the inside of my shape and darker shades for the outside of my shape.</p> <p>This week we would like you to be inspired by Andy Goldsworthy's Rain Shadows to create your own digital 'Rain Shadow'. Complete the 2Do:2Paint A Picture, using the Poly-Mosaic Painting tool to create your own 'Rain Shadow'.</p> <p>Remember: In a 'Rain Shadow', the rain makes the inside of the shape lighter and the outside darker.</p> <p>To challenge yourself further, try using some of the other painting tools to explore different effects that you can use to make different 'Rain Shadows'.</p> | <p>PE</p> <p>Learning challenge: To be able to move quickly and easily.</p> <p>Success Criteria I can move quickly and easily to pick up different objects.</p> <p>Click on the link below to find out how we want you to improve your agility today.</p> <p>Think about using the tips on the video to make the activity easier or harder for you. Can you challenge yourself to complete some of the harder challenges?</p> <p>Remember to: Pause the video after each activity and practice it until you feel you have successfully completed each agility game.</p> <p>Story Time Please share one of your favourite books with an adult, or visit https://www.bbc.co.uk/iplayer/episodes/b00jdlm2/cbeebies-bedtime-stories and choose a story you have not heard before.</p> |
|---|--|---|--|---|--|---|

T

Morning physical activity - <http://lumpstartonny.co.uk/>

Phonics

Link to [T4 WK4 Tuesday 'Crow's note'](#)
Today you are going to be retrieving the sound <oo>
Read – **Crow's note**
Identify all the <oe> sounds and make a list of the same sound different spelling.

English

Learning Objective
To write about real experiences

Success Criteria
Think, write, read
Include Capital letters and full stops
Use a range of exciting adjectives
Include why you like the poem



Today you are going to read the poems- Misty', 'Sick' and 'Hoping'
[T4 W4 Y1 Tuesday ' Out and About'](#)
Read each poem out loud. How does it make you feel? How does the narrator of the poem feel? Which words or phrases are memorable for you? Why?
You are going to describe which poem you like the most and why. Can you describe how the poem makes you feel and which phrases are memorable to you and why.

Break

Maths

Learning Objective
To be able to subtract numbers to 20.

Success Criteria
Remember to...
Always make the bigger number and take the smaller number from the bigger number.

Click on the Power Point link below:

[T 4 WK 4 Tuesday subtraction to 20.](#)

Break

Reading

Reading via Bug Club or your allocated reading book(s).



[Click here for Bug Club Login](#)


Break

Computing

Learning Objective:
To introduce typing terminology. To understand the correct way to sit at the keyboard.
To understand what is meant by and learn how to use the home, top and bottom row keys.
To understand the names of the fingers.
To develop the ability to touch type the home, bottom, and top rows.

Success Criteria:
I can sit correctly at the keyboard.
I can use the correct fingers to touch type the home, bottom, and top rows.

Lunch break

This week you are going to begin to learn how to touch type. Before you start, we want you to watch the **Introduction to typing** videos in  **2Type** (found in Computing) on Purple Mash.

Then, complete the following 2dos:

2Do: 1-Home Row Keys

2Do: 2-Home Row Keys

2Do: Home Row Keys

Remember:
The more you practice, the quicker you will become at touch typing.

PE


Learning challenge:
I can move quickly, whilst staying balanced.




Success Criteria
I can bounce on my feet, whilst staying balanced.
I can change direction quickly, whilst staying balanced.

Click on the [link](#) below to find out how we want you to improve your agility and movement today.

Remember to:
Pause the video after each activity and practice it until you feel you have successfully completed each game.

Story Time
Please share one of your favourite books with an adult, or visit <https://www.bbc.co.uk/iplayer/episodes/b00jdlm2/cbeebies-bedtime-stories> and choose a story you have not heard before

| | | | | | | | |
|--|--|--|---|--|--|--|--|
| | | | <p>Handwriting Once completed watch the handwriting video to complete lower case 'p' handwriting. https://central.espresso.co.uk/espresso/primary_uk/subject/module/video_index/item124412/grade1/index.html</p> <p> The username Espresso username – student29349 Password -Poundhill2016</p> | | | | |
|--|--|--|---|--|--|--|--|

| | | | | | | |
|---|--|--|--|--|--|---|
| W | <p>Phonics</p> <p>Link to T4 WK4 Wednesday Phonics video 2</p> <p>Today we are going to be using sound swap.</p> <p>We are going to say the sound read the word and identify the sound we need to swap.</p> <p>bird>birt>dirt>firt> first</p> | <p>English</p> <p>Learning Objective To identify and use figurative language</p> <p>Success Criteria Capital letters and full stops. Include your senses Include how the fire made you feel.</p>  <p>Today you are going to read the poem 'Fire' Have you ever been near a real fire. Where was it, what was it like? Look at the way that the poet has described the fire as 'Dangerous and beautiful'. What do they think this means? What are the beauties and dangers of fire?</p> <p>Today you are going to describe the fire using your sense of hearing, smell, sight and how it made you feel. Finish off by describing which language is used in the poem to help us picture the fire in our heads.</p> | <p>Maths</p> <p>Learning Objective To be able to subtract numbers to 20.</p> <p>Success Criteria Remember to... Always make the bigger number and take the smaller number from the bigger number.</p> <p>Click on the link below:</p> <p>T 4 WK 4 Wednesday subtraction to 20</p> | <p>Reading</p> <p>Reading via Bug Club or your allocated reading book(s).</p>  <p>Bug Club</p> <p>Click here for Bug Club Login</p> | <p>PSHE</p> <p>Learning Challenge: To set a goal and work out how to achieve it.</p>  <p>Success Criteria: I can tell you about something I would like to get even better at. I can tell you how I learn best and use this to help me to think of the steps I will need to take to achieve my goal.</p> <p>This week we would like you to set a goal for something you would like to get even better at e.g. completing a jigsaw puzzle <i>or</i> tying your laces <i>or</i> writing the numbers 1-20 in words. We want you to think about how you learn best and use this to help you to decide upon the steps you will need to take to achieve your goal. We would like you to write a list of your steps and illustrate them to help you to remember the steps you will need to take to reach your goal.</p> <p>Remember: We often find learning easier when we listen, see and do. Each small step achieved on your way to achieving your goal is a sign of true success!</p> | <p>PE</p> <p>Learning challenge To perform yoga actions.</p> <p>Click on the link to access a yoga exercise. Cosmic Kids Yoga - YouTube</p> <p>Remember to: Take deep breaths as you perform each move. Make sure you stop for a drink and a rest.</p> <p>Story Time Please share one of your favourite books with an adult, or visit https://www.bbc.co.uk/iplayer/episodes/b00jdlm2/cbeebies-bedtime-stories and choose a story you have not heard before</p> |
|---|--|--|--|--|--|---|




Morning physical activity - <http://jumpstartjonny.co.uk/>

Break

Break

Break

Lunch break

| | | | | | | |
|--|---|--|---|--|---|--|
| <p style="text-align: center;">T H</p> | <p style="text-align: center;">Phonics</p> <p>Link to T4 WK4 Sentence dictation Thursday 'ir'</p> <p>Today we are going to complete a sentence dictation, revising the <ir> sound. Can a member of your family read the sentence and then you write it?</p> <p>The bird was sat in the dirt with a worm.</p> | <p style="text-align: center;">English</p> <p>Learning Objective: To write a poem</p> <p>Success Criteria: Think write read Capital letters and full stops Read your sentences carefully. Include adjectives Include onomatopoeia Illustrate your poem</p>  <p>Today you will be writing your own poem to share your experience of being around the fire, using descriptive words and phrases gleaned from the poem 'Fire'.</p> <p>Look at the clip below and the way the flames are moving. They look like they are dancing, so you could describe them as 'dancing flames, or you could just describe the fire as a dancer, like Shirley Hughes described it as a dragon. How about a dazzling dancer?'"</p> <p>https://www.youtube.com/watch?v=L_LUpnigPso</p> <p>You are to create a descriptive fire poem inclusive of adjectives and onomatopoeia. Can you include your thoughts and feelings from the previous session? Then illustrate your poems.</p> | <p style="text-align: center;">Maths</p> <p>Learning Objective To be able to subtract numbers to 20.</p> <p>Success Criteria Remember to... Use a number line and count on to add and count back to subtract.</p> <p>Use apparatus to add and subtract and count carefully.</p> <p>Click on the Power Point link below:</p> <p>T 4 WK 4 Thursday Subtraction to 20</p> | <p style="text-align: center;">Reading</p> <p>Reading via Bug Club or your allocated reading book(s).</p>  <p style="text-align: center;">Bug Club</p> <p>Click here for Bug Club Login</p> | <p style="text-align: center;">Art 2</p> <p>Learning Challenge: To explore different tints and shades of green.</p>  <p>Success Criteria: I can use different shades of green to create a picture that contains as many different shades of green as possible. <i>If I choose to paint or use pastels:</i> I can add white or yellow to make lighter tints of green. I can add blue to make darker shades of green. I can paint, so that different shades or tints are next to each other.</p> <p>Today we would like you to think about the different shades of green we see during the season of Spring. Click on the link below to find out more:</p> <p>T4 WK4 Thursday Art Shirley Hughes Tints and Shades of Green</p> <p>You can create your artwork using whichever materials you would like. Maybe you could challenge yourself to create a green-themed collage using different green items from around your house that you have arranged carefully?</p> <p>Remember: Please upload your picture onto Purple Mash. We can't wait to see your work.</p> | <p style="text-align: center;">PE</p> <p>Learning challenge To perform yoga actions.</p> <p>Click on the link to access a yoga exercise. Cosmic Kids Yoga - YouTube</p> <p>Remember to: Take deep breaths as you perform each move. Make sure you stop for a drink and a rest.</p> <p>Story Time Please share one of your favourite books with an adult, or visit https://www.bbc.co.uk/iplayer/episodes/b00jdlm2/cbeebies-bedtime-stories and choose a story you have not heard before</p> |
|--|---|--|---|--|---|--|

Morning physical activity - <http://jumpstart10my.co.uk/>

Break

Break

Break

Lunch break

F

Morning physical activity - <http://jumpstart10mny.co.uk/>

Phonics

Practice your spellings using this link:

<https://www.purplemash.com/#~bGF1bmNoZXI9anNhCjBzJTJGZGI5JTJGcXVfenNwJmxhdW5jaGVyTmFtZT1qc2FwcHMIMkZkaXklMkZxdWl6c3AmdXNlcnZvcms9U3>

| Word | Spelling |
|------|----------|
| boat | oa |
| bone | o-e |
| bowl | ow |
| bird | ir |
| her | er |
| word | or |

Click on the above link to complete the spelling quiz- Spellings T4 W4



Handwriting

Once completed watch the handwriting video to complete lower case 'q' handwriting.

https://central.espresso.co.uk/espresso/primary_uk/subject/module/video/item/339820/grade1/module12/44120/index.html



The username Espresso username – student29349 Password -Poundhill2016

English

Learning Objective

To use exclamation marks in a sentence

Success Criteria

Explain what an exclamation mark is
Explain when to use an exclamation mark
Use a range of sentences and include an exclamation mark



Today you are going to use the choose a card and then discuss whether the sentence or phrase needs an exclamation mark or not.

EG: What an amazing achievement

This is an exclamation phrase so would need an exclamation mark at the end.

Move on to rolling the dice and whichever punctuation the dice lands on create a sentence for the correct punctuation.

[T4 W4 Friday Exclamation Marks Worksheet](#)

[T4 W4 Friday Roll a Sentence Punctuation](#)

Maths

Learning Objective

To be able to subtract numbers to 20.

Success Criteria

Remember to...
Subtract the bigger number from the smaller number.
Check to see if you have taken the right number away.

Click on the link below:

[T 4 WK 4 Friday subtraction to 20.](#)

Reading

Reading via Bug Club or your allocated reading book(s).



Bug Club

[Click here for Bug Club Login](#)

Feel Good Friday Outdoor Challenges:

Today we have some challenges that we would like you to try:

Challenge 1:

Choose an unusual place in your home to read a book. This could be under your bed or in an unusual corner. Try to choose a safe place where you've never read before and be as imaginative as you can! Please don't forget to upload a photo of you reading in your unusual place on Purple Mash.



Challenge 2:

Create your own board game with your very own rules. Your board game can be based on anything you want it to be – maybe your favourite story or favourite hobby? Remember - you get to choose the rules! We wonder if you can create a game that everybody in your family can play?

Remember:

Please upload your reading picture onto Purple Mash and please tell us what your game is and how you play it.

Feel Good Friday

Go to our Wellbeing and Nurture web page. Click on this link to access it and choose an activity that best supports your Friday afternoon:

<https://www.poundhillinfantacademy.org.uk/teaching-and-learning/wellbeing-nurture>



Break

Break

Break

Lunch break