




How to Create an Eleyo Account: Before completing an application for Connection Preschool, you need to have an Eleyo account. Below are the directions for Creating a New Account. Only the area noted by directions in RED need to be completed.

Sidaa Loo Sameeyo Xisaabta Eleyo : Kahor intaadan dhammaystirin arjiga Iskuulka Xannaanada, waxaad u baahan tahay xisaabta Eleyo ah. Hoos waxaa ku yaal tilmaamaha Abuuritaanka Xisaab Cusub. Kaliya aagga lagu xusay tilmaamaha FGUDUUDKA ah ayaa u baahan in la dhammaystiro.



Sign In

 Sign In with Facebook


 Sign In with Google

OR

Email Address

Password

Don't have an account? [Create one now](#)



Register a New Account

Please provide your personal information. You will be able to enter your family members after you finish setting up your account.

1 Account Info

Email Address(used for logging in)

emayl

New Password

Erayga-sirta ah

New Password Confirmation

Erayga-sirta ah

2 Your Info

First Name

Magaca hore

Middle Name

Magaca dhexe

Last Name

Magaca dambe

Birth Date

 mm/dd/yyyy

3 Helpful Info

Gender

- Female
- Male

Nickname

What is your race?

- Prefer to not specify
- Black or African American
- American Indian or Alaskan Native
- Asian
- Native Hawaiian or Other Pacific Islander
- Other
- White

Are you Hispanic or Latino?

- Yes
- No

Receive our Marketing Emails?

- Yes
- No

4 Contact Info

Phone Numbers

Phone Number

 Cell 

Can Receive Text Messages

- Yes
- No

 Remove

[+ Add Another Phone Number](#)

Addresses

Address Line 1

Address Line 2

City

State

Zip

Address Type

 Remove

[+ Add Another Address](#)

[Create Account](#) or [cancel](#)

Welcome to Your Account

District 196 Community Education



example

You have signed in successfully

Your Invoices

No Outstanding Invoices

Manage Family Members



example

You

Add Emergency
Contacts

Find
Programs

Manage All Relationships



Enroll in
Connection...

Current and Upcoming Enrollments

No Enrollments
Explore Courses



All Enrollments

Recent Payment Activity

No Payments in the past 60 days

All Activity

Click on *Manage All Relationships* and add your preschool child's information.

Haga clic en *Administrar Todas las Relaciones* y agregue la información de su hijo en edad preescolar.

Account Management

Add Relationship

Change Password

Send Verification Email

Logout

Logout



example

You

Logout

Logout

Add Family Member / Relationship

Add a New Person

Relation

How is this person related to you? **Do you live in the same household?**

- Yes
- No

Their Info

First Name Middle Last Name

Magaca Hore Name magaca dhexe Last Name Magaca Dambe

Birth Date Grade

mm/dd/yyyy - Fall of 2019 (current)

Taariikhda Dhalashada

Ardayga

Helpful Info

Gender

- Female
- Male

Nickname

What is their race?

- Prefer to not specify
- Black or African American
- American Indian or Alaskan Native
- Asian
- Native Hawaiian or Other Pacific Islander
- Other

Are they Hispanic or Latino?

- Yes
- No

Receive our Marketing Emails?

- Yes
- No

Special Needs

Allergies, Disabilities, or an Individualized Education Program (IEP)

None

How is this person related to you? Click the drop-down arrow next to yellow star. Choose the 1st item, child.

Sidee ayuu qofkani adiga kuugu dhow yahay? Guji fallaadha hoos-u-dhaca ee ku xigta xiddigta jaalaha ah. Doorro sheyga 1-aad , cunug.

ilmahaaga
Child

guriga si fiican ma ugu nool yihiin?

Haa
Maya

\$ Your Invoices

No Outstanding Invoices

Manage Family Members



example exam,[le
You

Add Emergency
Contacts

Find
Programs



example example
Your Child

Edit Emergency
Contacts

Find
Programs

Manage All Relationships

Current and Upcoming Enrollments

No Enrollments

[Explore Courses](#)



All Enrollments

Recent Payment Activity

No Payments in the past 60 days

All Activity



Enroll in

Connection...

