


# 3/8/21 COVID-19 HEALTH DATA UPDATE

*Briefings are posted on our website at [www.tulsaschools.org](http://www.tulsaschools.org).*



# Refresher: our Health Data Monitoring Process

- The three categories of metrics are monitored weekly
- If a foundational health care metric hits threshold, or we detect an early warning from one of our indicators, evaluation and discussion will be triggered.
  - Data is compiled and initially reviewed on Fridays.
  - Evaluation and discussions occur on Monday mornings.
  - Daily monitoring begins when metrics are close to thresholds
- Evaluations address both specific school sites and the entire district.



**Four types of potential actions** can occur based on our assessment of the data:

1. No changes necessary at this time.
2. Additional monitoring of all data points coupled with increased, targeted rapid COVID testing.
3. Shift from in-person to full distance learning at a specific classroom, school, or multiple schools.
4. Change the default mode of instruction for some or all grade levels through a formal recommendation to the Board of Education.

# Refresher: Foundational & Contextual Data

## Early Warning Indicators at TPS Schools

- These data will help us to monitor conditions that are more localized and specific to our context. These data will help us to be more sensitive to conditions within schools to know if cases are higher or lower than overall county averages. These metrics are:
  - Tulsa Public Schools rapid testing results
  - New case rates for team members and students (TPS contact tracing)

## Foundational School System Metrics

- These internal data measure our ability to appropriately respond to early warning indicators and enact the necessary safety precautions at our schools. These metrics are:
  - Availability of necessary PPE
  - Rates of quarantine
  - Staffing capacity

## Foundational Health Care Metrics

- These core metrics will help us understand overall rates of community spread. These data will help us to assess overall risk and changes in our greater community that may necessitate a change in our response. The core metrics are:
  - 7-day rolling average of new cases in Tulsa Public Schools boundary (*calculated from public data*).
  - 7-day rolling average of new cases in Tulsa County

# High level assessment from 3/8 health data review

## Foundational Health Care Metrics

- Rates have continued to decrease and we are now at levels not seen since July.
- We must continue to follow safety practices and do our part to ensure that rates go even lower to keep our students and team members safe.

## Early Warning Indicators

- Case counts remain low after two full weeks of being back in in-person learning.
- Vaccines:
  - Continue to be available across the week
  - Regular emails to our team as spots become available; rescheduling any second round team members who missed their appointments
- Rapid testing:
  - Starting rapid testing screening this week and continue training designated site staff.
  - Continued to process opt ins from families and staff.

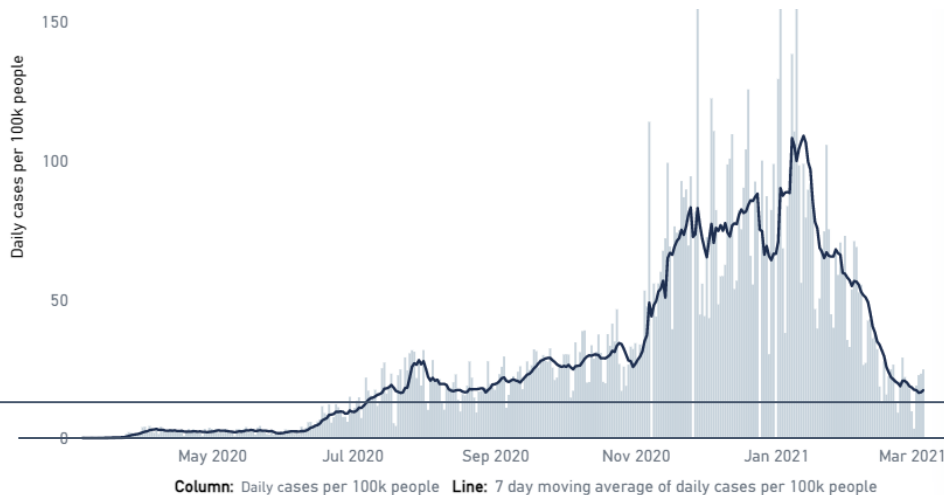
## Foundational System Metrics

- We continue to monitor staffing daily across schools teams and support professionals - no meaningful changes from last week's update.
- We continue to work on delivering additional PPE to schools based on requests, and on providing support & guidance for safety protocols.

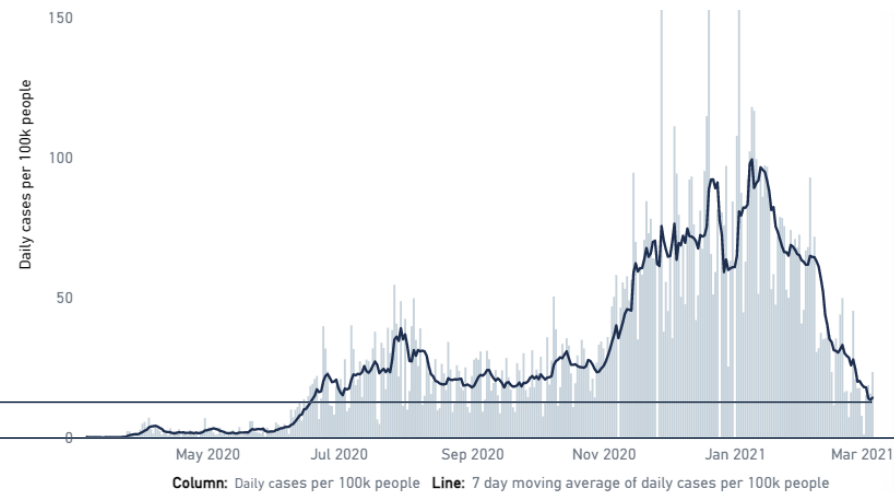
**New case rates have now reached levels that we have not seen since last July. Tulsa County has lower rates than the rest of Oklahoma and continues to decrease.**

**Updated**

Oklahoma: 17.2 as of 3/6



Tulsa County: 14.2 as of 3/6

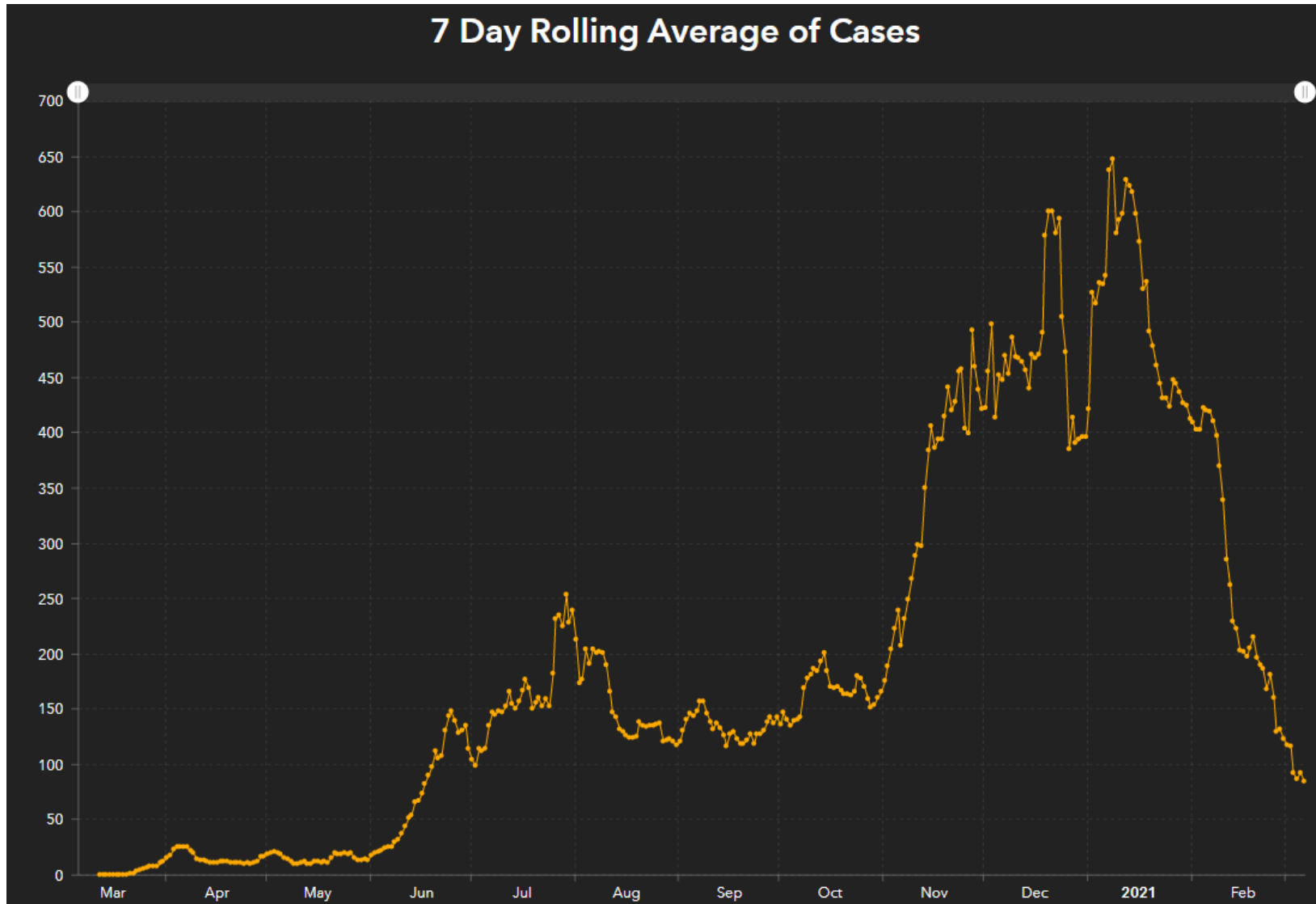


From 3/1 report:

- Oklahoma: 20.6 as of 2/26
- Tulsa County: 24.6 as of 2/26

# Foundational Health Care Metrics - 7 Day Rolling Average

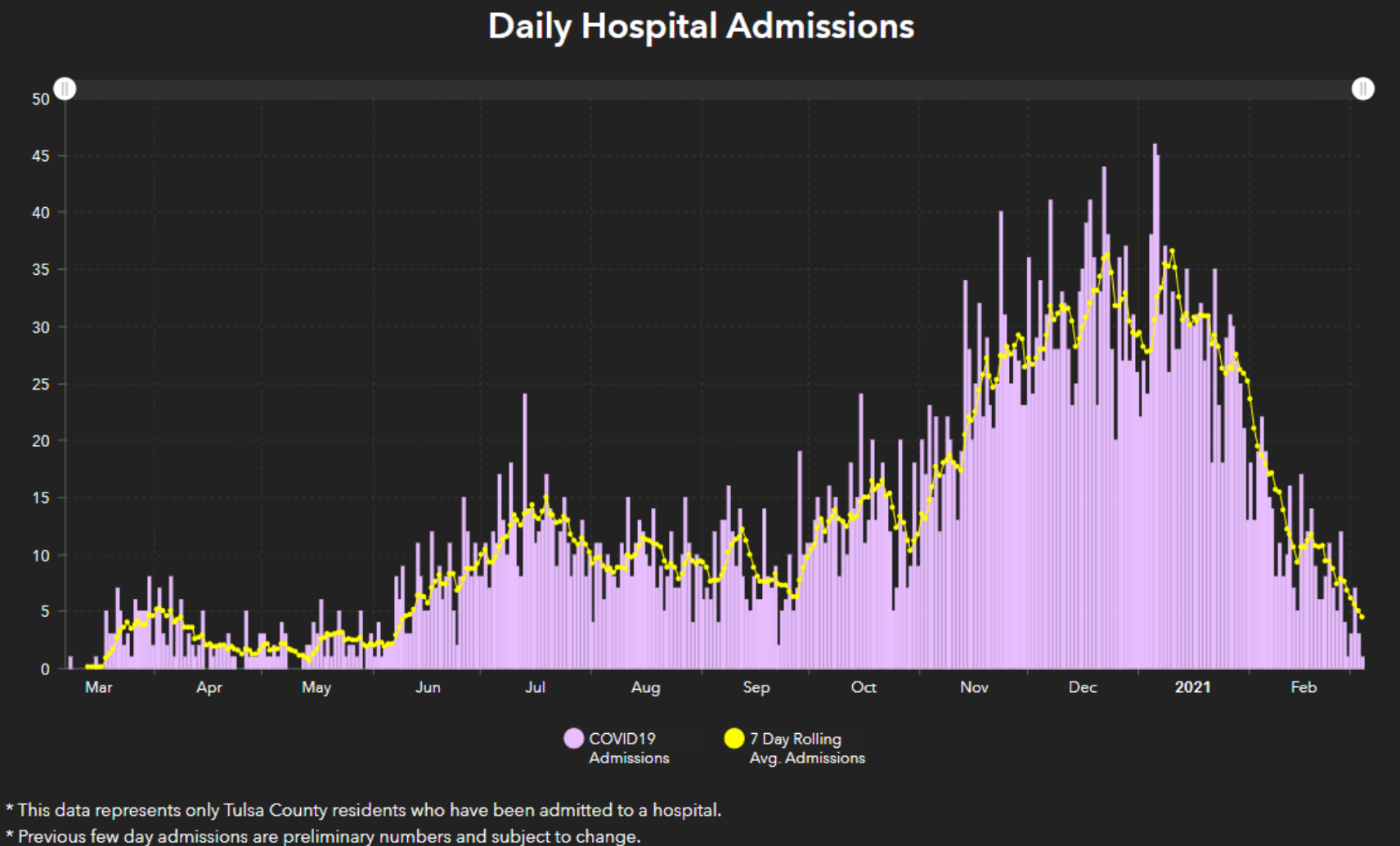
Updated



Source: Tulsa Health Department. Data reported on 3/6 - 7 day rolling average is 84.6. On 2/27/21, the reported 7 day rolling average was 131.4.

# Hospitalizations continue to trend down. Changes usually lag new case rates by a few weeks.

Updated



Source: Oklahoma Department of Health hospital surge plan <https://oklahoma.gov/content/dam/ok/en/covid19/documents/hospital-surge-plan/hospital-tiers-report/Hospital%20Tiers%20plus%20detail%2020210114.pdf>

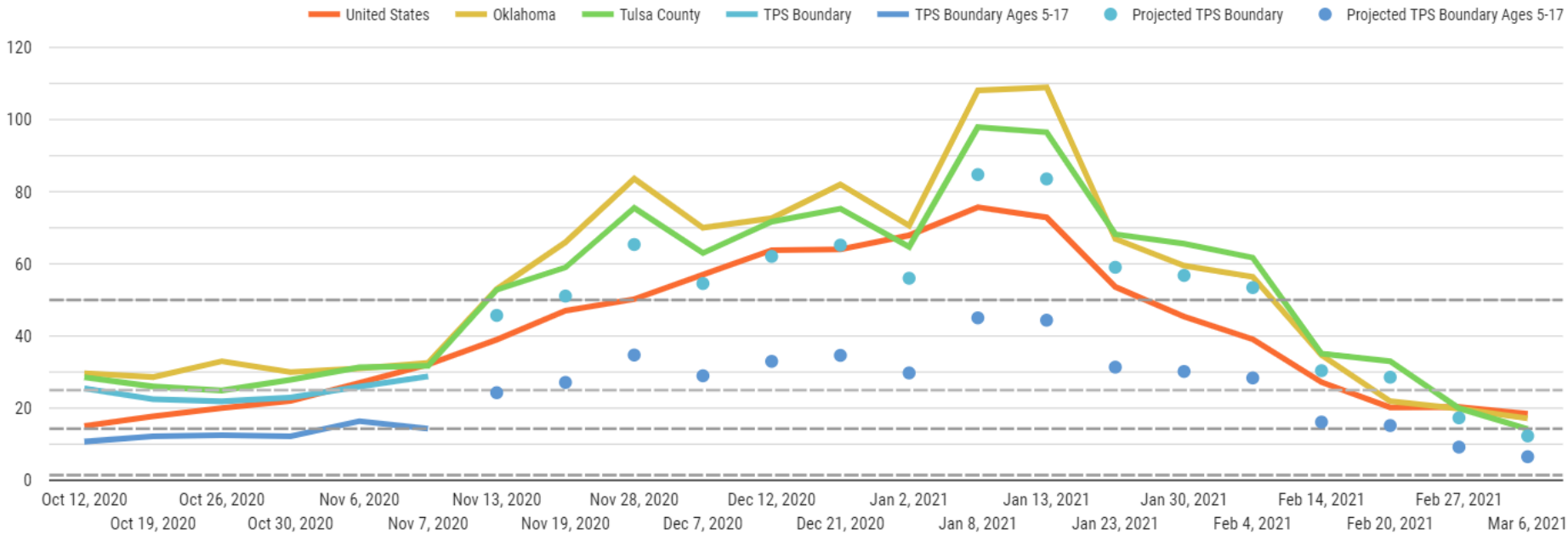
# Foundational Health Care Metrics

Updated

Mar 6, 2021

- United States: 18.4
- Oklahoma: 17.2
- Tulsa County: 14.2
- Projected TPS Boundary: 12.29
- Projected TPS Boundary Ages 5-17: 6.53

## 7-day Rolling Average New Cases per 100,000



Note: Due to a change in reporting from the Oklahoma Department of Health, TPS boundary data are no longer able to be updated on a regular basis. Weekly projections based on the average percent difference between county and TPS data will be used according to the following historical averages:

- **TPS boundary, all ages:** 14.3% lower than overall county rate
- **TPS boundary, 5-17:** 53.8% lower than overall county rate

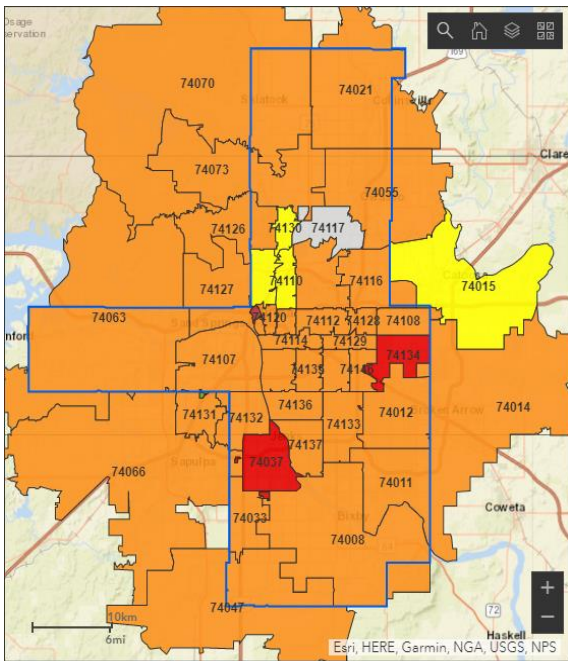
WORKING DRAFT



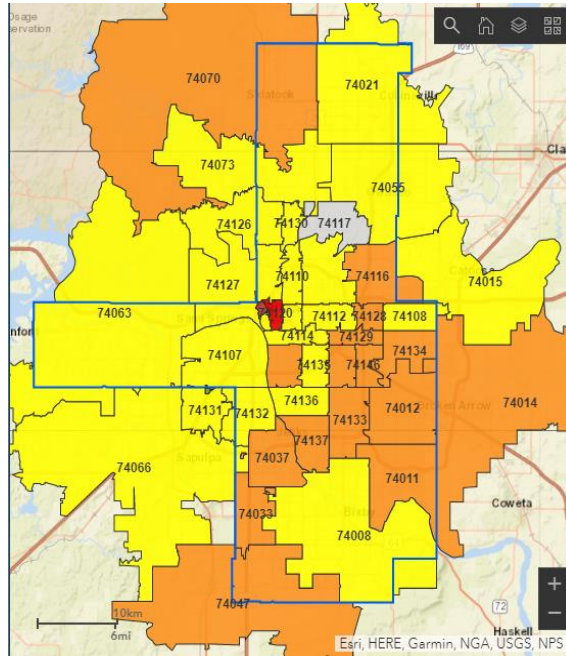
# The majority of Tulsa zip codes are now yellow (32), with only 1 zip code in red or dark red and 1 zip code in green.

Updated

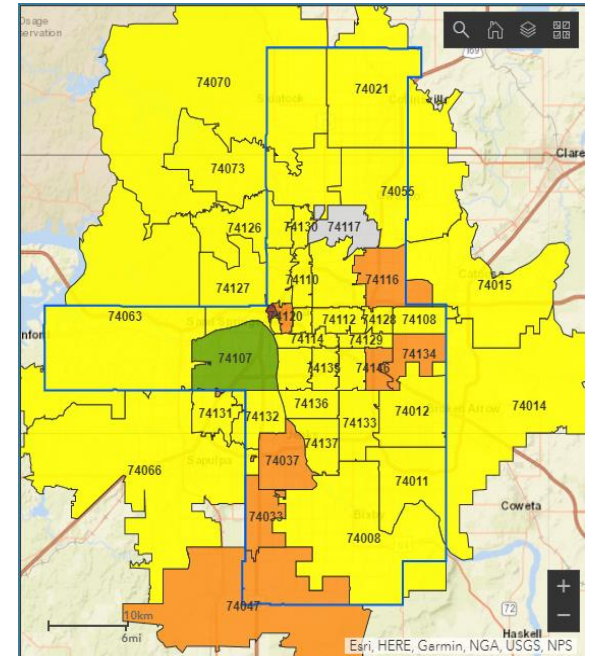
2/19/21



2/26/21



2/26/21



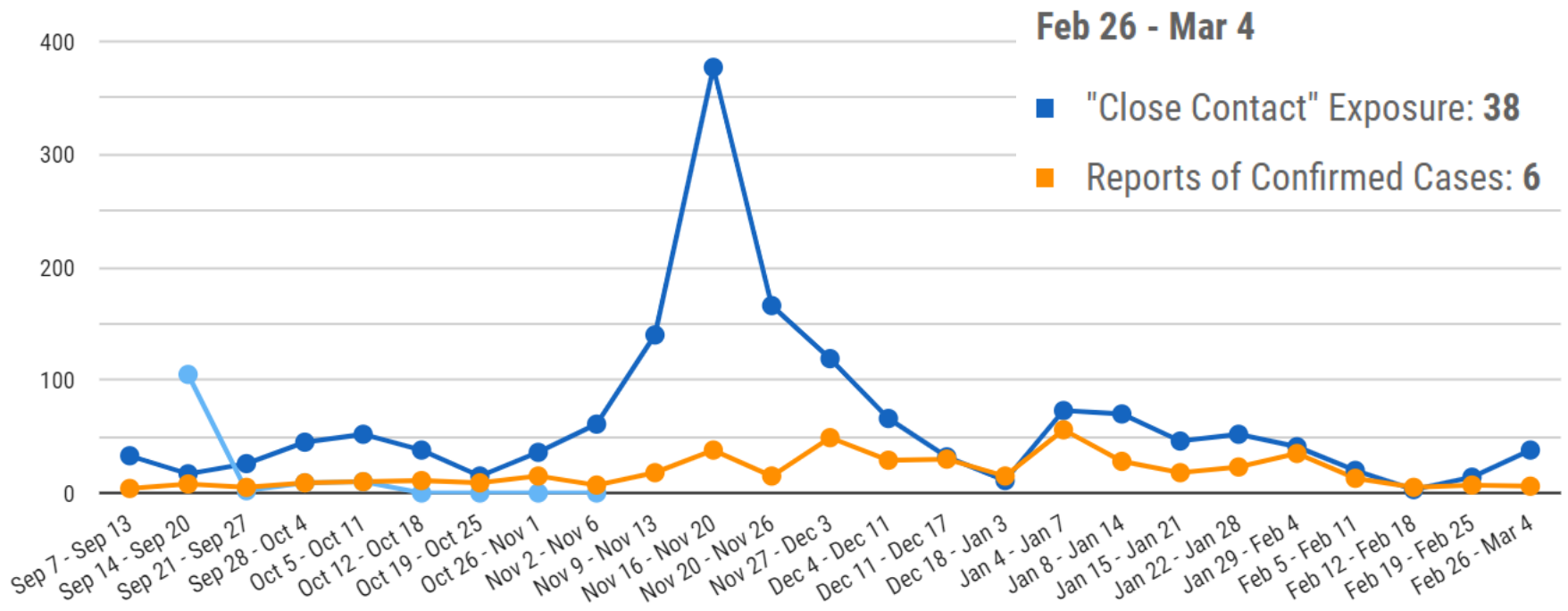
- 1 out of 42 zip codes are red or dark red. Last report was 2.

WORKING DRAFT

# Early Warning Indicators at TPS Schools - TREND

Updated

Number of **potential exposures**, **close contact exposures**, and **confirmed cases** found by Tulsa Public Schools over time



\* Report cover cases from the previous Friday through the close of business on Thursday.

WORKING DRAFT

# Local District Comparison - TREND

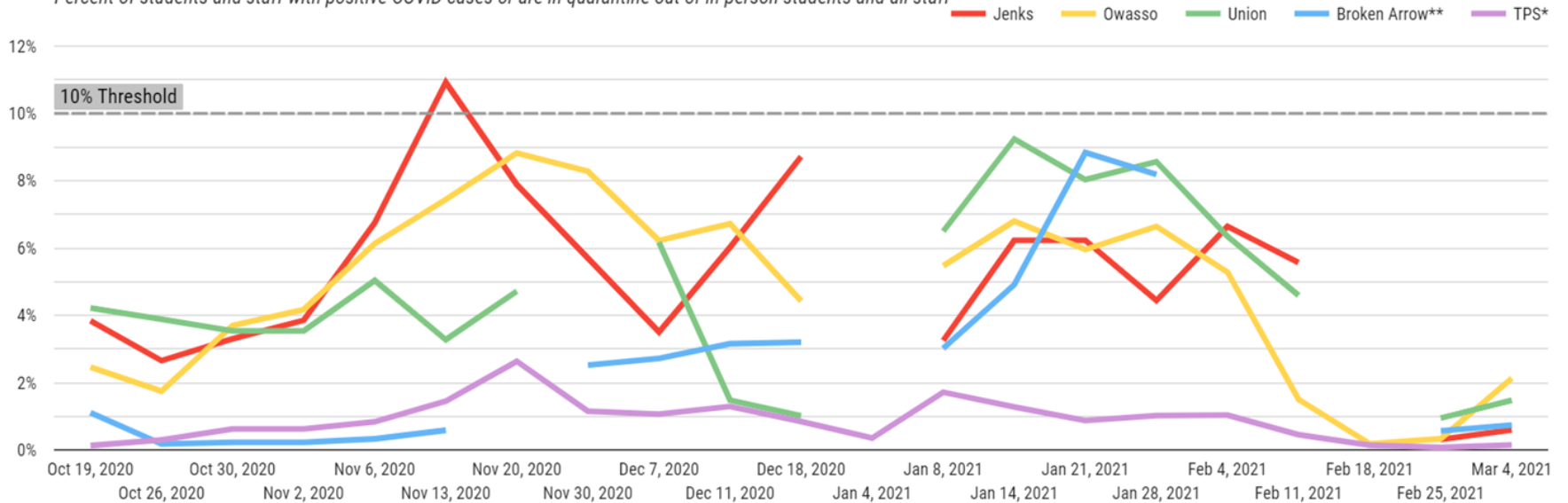
Updated

Mar 4, 2021

- Jenks: **0.59%**
- Owasso: **2.13%**
- Union: **1.47%**
- Broken Arrow\*\*: **0.73%**
- TPS\*: **0.15%**

## Local District Comparisons Over Time

Percent of students and staff with positive COVID cases or are in quarantine out of in-person students and all staff



Data sources: district websites

\*TPS in-person students include only 1500 active student athletes, and only includes new cases/exposures from the past week; Jan 4 data represent total cases from 12/15 - 1/4  
 \*\*Broken Arrow Public Schools began including number of students in quarantine on November 30, 2020; did not report numbers for week of 2/4 as district moved to distance.  
 Most districts were distance the week of 2/15-19; TPS was in intersession this week.

WORKING DRAFT

# Foundational System Metrics - Staffing & PPE

Updated

- Support professionals -
  - No changes from last week's report on operations teams.
  - Continue to provide supports and work on recruitment.
- School site staffing -
  - Monitoring staffing levels daily.
  - Schools actively managing through absences/leaves.
- Substitutes
  - Needs remain consistent, and we continue to work on recruiting efforts.
  - Number of applicants have slowly started to increase but not significant increase in active subs filling requests.
- PPE & Safety equipment
  - We continue to have necessary stock of PPE supplies and we have been delivering to schools per requests.

WORKING DRAFT



# DISCUSSION