
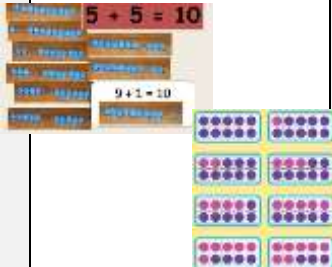




M	<p>Morning physical activity - http://jumpstartjonny.co.uk/</p>	<p>Phonics – word building Learning challenge – to be able to build, read and write CVCC words independently.</p> <p>Using letter cards (or create your own letter cards using paper cut into square/post-it notes) - build the following words and write them down.</p> <p>Words to build: dust, gulp, gust, hunt, jump, must</p> <p>Remember:</p> <ul style="list-style-type: none"> To always count how many sounds you can hear in the word, this will help you to know how many lines you will have to draw to help build your word. Say the word slowly to hear all the sounds. <p>Challenge:</p> <ul style="list-style-type: none"> Can you think of sentence with this word and write it down? 	<p>English – Firefighters Learning challenge – to think about what you know about firefighters.</p> <p>Over the last few weeks we have looked at different jobs – this week we are moving onto Firefighters.</p> <p>Have a think and discuss the following: What do you know about Firefighters already? What do Firefighters do? What do you want to find out about Firefighters?</p> <p>Have a look at the PowerPoint – T4_Wk3 – Monday English FireFighters and only look at the first slide. Use this to support your discussions.</p> <p>Have a go at writing down some questions that you want to find out about Firefighters.</p>  <p>Remember:</p> <ul style="list-style-type: none"> Think about your idea first. Use and apply the sounds that you can hear. When writing a question, make sure you finish with a question mark. 	<p>Maths – Number bonds to 10 Learning challenge – to find 2 numbers that add up to 10</p> <p>This week we are going to be looking at number bonds to 10. We are going to find 2 numbers that when added together make 10. Today we are going to do this with different objects. If you count 1 object how many more do you need to make 10? Next have a go at counting 2 objects, how many more do you need to make 10? Keep going and see if you can find all the different ways that you can make 10.</p> <p>If you want to challenge yourself can you have a go at drawing your number bonds so that you don't forget what you have done – use 2 colours draw your first group in one colour and your next group in another colour.</p>  <p>Remember:</p> <ul style="list-style-type: none"> Each time your numbers must add up to 10 Make sure you are counting carefully 	<p>Reading</p> <p>Reading via Bug Club or your allocated reading book(s).</p>  <p>Bug Club</p> <p>Click here for Bug Club Login</p>	<p>Computing Learning challenges – using purple mash to create a speech bubble as a firefighter.</p> <p>Log onto purple mash and select the firefighter image on the '2do' task list. What would your firefighter say?</p>  <p>Remember:</p> <ul style="list-style-type: none"> Take your photo to fit the frame. Think about what a firefighter might say. Have a go at typing it (or telling your grown up and asking them to type it) or you could even have a go at recording a message by clicking on the record button. 	<p>PE – Learning challenge – ball skills and exploring movements.</p> <p>Task: Can you bounce and catch a big ball on the spot. How many times can you bounce and catch it in 1 minute? Then, can you do the same with a small ball. How many times can you bounce and catch it in 1 minute?</p> <p>Which one did you find easier and why?</p> <p>Story Time Please share one of your favourite books with an adult, or visit https://www.bbc.co.uk/iplayer/episodes/b00idlm2/cbeebies-bedtime-stories and choose a story you have not heard before.</p>
---	---	--	---	---	--	---	---

T

Morning physical activity - <http://lumpstartionny.co.uk/>

Phonics – sound swap

Learning challenge – to be able to identify which sound needs to be swapped to create a new word.

If you are able to watch the video [‘T4 WK3 Tuesday phonics sound swap’](#).

Today in phonics we will be sound swapping non-sense words (words that are not real). Use letter cards to help you build words and create new words by swapping one sound.

Words to build and swap:

blp > blip > brip > bip > bop > lop > clop

Remember:

- Listen carefully to all the sounds in the word – with will help you to identify which sound needs to be swapped.
- If you are finding this activity tricky you can always ask your grown up to help you.

Break

English – Firefighters

Learning challenge – to write some facts what you know about firefighters.

Now you have thought about what you know, have a look at the PowerPoint from yesterday – [T4, Wk3 - Firefighters](#) and have a look at the rest of the slides. Did you get your questions answered?

Have a go at writing down some of the ‘new’ things that you learnt about Firefighters today. When you have written your idea, have a go at a drawing a picture to match your sentences.



- Remember:**
- To think carefully about what you want to write.
 - Write one word at a time.
 - Think about what sounds you can hear and write them down.
 - If you are using common words, remember how we spell them.
 - To use finger spaces and full stops.

Break

Maths – number bonds to 10 recording

Learning challenge – to record number bonds to 10 in a number sentence.

Today we are going to have a go at writing all our number bonds to 10 down so that we do not forget what we have done. You can still use your objects to help you count if you need to. Start off with 1 and think about how many more you need to make 10? Then have a go at writing them down:
1+9 = 10
2+8 = 10
3+7 = 10
Keep going and have a go at writing all your number bonds down.

If you want to challenge yourself, get someone to write one of the number sentence with a missing number and see if you can work out what this should be.

0+10=	5+5=
1+9=	6+4=
2+8=	7+3=
3+7=	8+2=
4+6=	9+1=

- 0+__=10
- 2+__=10
- 4+__=10
- 6+__=10
- 8+__=10
- 10+__=10

- Remember:**
- Make sure you count carefully
 - Make sure that your numbers are written the right way round
 - Think about where your + and = sign should be written.

Break

Reading

Reading via Bug Club or your allocated reading book(s).



[Click here for Bug Club Login](#)

Lunch break

Art – Learning challenges – to create a fire flame using relevant colours.



Today you will be creating your own fire picture using different materials you have available in your house. This could be paint, colouring pencils, colour pens, crayons, bits of crap coloured paper, paint, pompoms, etc. If you are able to, use the fire flame template available in the additional resources section [‘T4 WK3 Tuesday Art’](#).

- Remember:**
- Think about what colours you might include in your fire flame – e.g. red, orange, yellow.
 - If you are using paint – how would you be able to make orange? Would you have to mix colours together? If so, which colours do you think you would have to mix.

PE – Learning challenge – ball skills and exploring movements.

Task:
Using the PE activity from yesterday, see if you can bounce and catch a big ball, but this time can you see how many times you can clap before catching the ball.

You could then try this with a smaller ball.

Story Time
Please share one of your favourite books with an adult, or visit <https://www.bbc.co.uk/iplayer/episodes/b00jdlm2/cbeebies-bedtime-stories> and choose a story you have not heard before.

<p>W</p>	<p style="text-align: center;">Workout Wednesday! -</p> <p>Phonics – dictation Learning challenge – to be able to write CVCC words independently.</p> <p>If you are able to look at the powerpoint 'T4 WK3 Wednesday phonics dictation'.</p> <p>Click on the sound button to hear the word and write the word down. Click on the next slide to see if you spelt the word correctly.</p> <p>Words to write: list, wink, mend, belt, frog, stop.</p> <p>Remember:</p> <ul style="list-style-type: none"> You can click on the audio and listen to the word as many times as you like to hear all the sounds. Remember to draw the lines if you are finding it tricky to hear all the sounds in the word. This will help you to think about which sounds are missing. 	<p style="text-align: center;">Break</p> <p>English – Firefighters Learning challenge – to begin to think about what it used to be like to be a Firefighter.</p> <p>Today we are going to take a look back and think about what it was like to be a Firefighter a very long time ago.</p> <p>Have a look at the PowerPoint, T4, Wk3 – Now and Then Firefighters, when looking at the pictures, discuss what it used to be like and what it is like now. Do you think it was better then or better now? Can you explain why?</p> <p>Have a go at making a poster showing 'old' and 'new' facts about the fire service. Split your paper into two, and on each side think about 'old' and 'new'. This could be through drawings with labels and captions, or through sentence writing.</p> <div data-bbox="660 1021 817 1149" data-label="Image"> </div> <p>Remember:</p> <ul style="list-style-type: none"> To think carefully about what you want to write. Write one word at a time. Think about what sounds you can hear and write them down. To use finger spaces and full stops. 	<p style="text-align: center;">Break</p> <p>Maths – number bonds whole part method Learning challenge – to put number bonds to 10 into the whole part method.</p> <p>Now that we are becoming experts at number bonds to 10 we are going to have a go at writing them in something called the whole part method. If you can please watch the video T4 – Wk 3 Wednesday whole part.</p> <p>Have a go at drawing a whole part method (see picture below), making sure the two parts are small then the 1 big whole circle. When adding we are putting two parts together to make a whole number so in the number sentence $9+1 = 10$ the numbers 9 and 1 are the two parts and would go in the two smaller parts and the whole number is 10 which goes in the 1 large circle. Have a go with some other number bonds to 10 and see if you can remember what numbers are the parts and what the whole number is.</p> <div data-bbox="952 1005 1220 1204" data-label="Diagram"> </div> <p>Remember:</p> <ul style="list-style-type: none"> Think about what number is the part and what is the whole Write the number sentence next to your whole part method. 	<p style="text-align: center;">Break</p> <p>Reading</p> <p>Reading via Bug Club or your allocated reading book(s).</p> <div data-bbox="1299 271 1400 375" data-label="Image"> </div> <p>Click here for Bug Club Login</p>	<p style="text-align: center;">Lunch break</p> <p>Art Learning challenge – design your own fire engine.</p> <p>If you are able to use the template 'T4 WK3 Wednesday Art' to create and design your own fire engine. What colours would you use? What colour would you siren be? What colour would your firefighter uniform be?</p> <div data-bbox="1601 550 1803 694" data-label="Image"> </div> <p>Remember:</p> <ul style="list-style-type: none"> Think and talk about your fire engine design before drawing. Think about the shapes and colours you will use. 	<p>PE – Learning challenge – Workout Wednesday!</p> <p>Task: Have another go at the Workout Wednesday challenge. Can you beat your own personal best score from this morning?</p> <p>Can you beat the teacher?</p> <p>Story Time Please share one of your favourite books with an adult, or visit https://www.bbc.co.uk/iplayer/episodes/b00jdlm2/cbeebies-bedtime-stories and choose a story you have not heard before.</p>
----------	---	---	--	---	--	--

TH

Morning physical activity - <http://jumpstartjonny.co.uk/>

Phonics – common words

Learning challenge – to be able to read common words by sight.

Let's play the read and roll game. For this game you will need a dice, if you do not have a dice, you may like to make one from paper.

If you are able to – access the ['T4 WK3 Thursday phonics read and roll' game](#).

How to play:
Roll the dice, find the number on your read and roll sheet. Read a common word from this row and cross it out. Repeat these instructions and continue playing the game. You could play the game with someone in your house by taking it in turn to roll the dice and reading a common word.

- Remember:**
- Common words must be read by sight – we cannot sound these words out.

Break

English – Firefighters

Learning challenge – to find information out about Fire Engines.

Now we have thought about Firefighters and we have thought about what it was like before, now we are going to look at the vehicles they use.

Watch the video up to around 4minutes.
<https://www.youtube.com/watch?v=KjvLrBiQ9lw>

Can you draw and create your own Fire Engine? Remember the features of a Fire Engine and think about what you might need on your own fire engine. When you have designed it, have a go at adding labels to your picture.



Remember:

- Think of the features you will need on your fire engine.
- Draw and colour your fire engine, adding in all the detail.
- When you have finished, add your labels.
- Think about what sounds you can hear and write them down.

Break

Maths – Number bonds to 20

Learning challenge – to find two numbers that add up to 20

We have been looking at number bond to 10 and now we are going to move on to number bonds to 20. Today we are going to have a go with objects. Start with 1, how many more do you need to make 20? Keep going starting with 2,3,4 and so on working out how many more you will need to make 20.

When you have had a go at using your objects have a go at drawing the number bonds that you have found using two different colours.

1 + 19	19 + 1
2 + 18	18 + 2
3 + 17	17 + 3
4 + 16	16 + 4
5 + 15	15 + 5
6 + 14	14 + 6
7 + 13	13 + 7
8 + 12	12 + 8
9 + 11	11 + 9
10 + 10	10 + 10

Remember:

- Your two numbers must now add up to 20
- Make sure that you count carefully
- When drawing your number bonds, use one colour to represent your first amount of objects and another colour to represent your second group of objects.

Break

Reading

Reading via Bug Club or your allocated reading book(s).



[Click here for Bug Club Login](#)

Lunch break



Understanding of the World / Spoken Language

Learning challenge – to explain your thoughts and ideas, and to give explanations to your thoughts.

Question for the day is:
Would you like to be a firefighter?
Remember there is no right or wrong answer to this question, its all about your own opinion. However remember to explain your answer ☺

PE –

Learning challenge – ball skills and exploring movements.

Task:

Continuing with our ball skills, can you throw a ball up high in front of you, let it bounce and move to catch it.

You could try to throw the ball further away from your body to make it more challenging.

Story Time

Please share one of your favourite books with an adult, or visit <https://www.bbc.co.uk/iplayer/episodes/b00idlm2/cbeebies-bedtime-stories> and choose a story you have not heard before.

Phonics – reading CVCC words

Learning challenge – to be able to read CVCC words independently and identify if it is a real or fake word.

Click on the link to access the phonics play – Buried treasure phonics game
<https://www.phonicsplay.co.uk/resources/phase/3/buried-treasure>

To play the game click on phase 4 > CVCC Set 1-7

Enjoy reading the words and sorting them into real and fake words.

Log in: jan21 password: home

Remember:

- To say each sound and blend the word together before sorting the words into real and fake words.



Break

English – Firefighters

Learning challenge – to problem solve as if you were a fire fighter!

Now you are experts on Firefighters, below are some problems that need solving. Choose one and make a plan on how you could help them if you were a Firefighter.

Problem 1: There has been a snow storm and a man is stuck in his car in the snow. How will you get him out?



Problem 2: There is a small fire in the forest. How will you stop the fire?



Problem 3: There is a burst pipe in the garden and the cat has got stuck surrounded by water. How can you rescue the cat?



Remember:

- Choose your problem.
- Think about your plan first.
- Then think about how you want to solve it – then draw your plan.
- Don't forget to add labels!

Break

Maths – Number bonds to 20 whole part method

Learning challenge – to write number bonds to 20 in a number sentence and the whole part method.

Now that we have used objects to make our number bonds to 20 we need to make sure that we write them down, you can use your objects to help you work them out if you need to.

Have a go at writing down the number sentence to match the number bonds that you find, start with 1 then 2,3,4 and keep going. Your number sentences should look something like this 1+19=20. When you have done this have a go at drawing your own whole part methods again and putting your number sentences into these.

12 + 8 =	16 + 4 =
11 + 9 =	15 + 5 =
10 + 10 =	14 + 6 =
9 + 11 =	13 + 7 =

20 20 20 20 20

20 20 20 20 20

Remember:

- This about what where your + and = sign need to be in your number sentence
- Think about what numbers are the part and which number is the whole number
- Make sure your numbers are all the right way round.

Break

Reading

Reading via Bug Club or your allocated reading book(s).



[Click here for Bug Club Login](#)

Lunch break

Feel Good Friday and Time to Shine!

Spend some time together talking about all of the activities you have done during the week. What did you enjoy the most? What area do you want to get better at next week?

TIME TO SHINE – Please share your creations and activities via purple mash.



Please remember that you can follow us at : <https://twitter.com/PHInfants> You can also follow our Reception Twitter page @PHIARception

Once you have done this, think of your own **Feel Good Friday** activity. This could be:

- Something creative
- Going on a walk
- Having a treat (snack)
- Watching a film / favourite show

If you want to then join us for a story at 2.40, we look forward to seeing you there ☺.

