

Royal Russell Junior School

Newsletter

Spring Term

5th March 2021



Dear Parents and Friends,

I have kept my introduction to this week's newsletter purposefully brief. As well as celebrating a wonderful Book Week, the main purpose of this week's communication is to ensure that we are all prepared for our return to site for Monday 8th March.

There is no small amount of excitement amongst my colleagues as we finalise plans and we are really looking forward to greeting the children on Monday. Please do read through the attached information carefully and share it with your family. By working together, we can ensure that we do everything possible for an exciting and safe return to site.

With best wishes for a wonderful weekend,



John Evans

Headmaster, Junior School

Welcome to our special Book Week edition

Book Week in Nursery


Nursery Ducklings immersed themselves in the exciting story of *'The Enormous Crocodile'* by Roald Dahl this week. They have enjoyed many themed activities, creating crocodile hats, drawing and making their own pictures. They even had crocodile shaped desserts at lunchtime.



In Art and DT the children have been creating their own *Enormous Crocodile* sculptures using egg boxes and paper. They watched and listened carefully to instructions on how to build fantastic crocodiles and each one has been wonderfully unique.



Jaiden



Book Week in Reception


In Reception this week, we have been celebrating **'Book Week'** by looking at the children's favourite books. The children have played 'Guess My Book', written about their favourite books and created imaginary book titles. We also had a Teddy Bear's Breakfast as part of our 'Well-Being Wednesday' assembly.




Caleb's Teddy Bear Breakfast and Book Cover.



William's Book Cover




Oliver



Dylan

Elliot



Leo enjoyed the classic, *The Tiger Who Came to Tea*, probably a favourite with some of our parents.

Book Week in Year 1

Year 1 have also been enjoying Roald Dahl's *The Enormous Crocodile* and have created some fabulous puppets for the characters in the story, using a wonderful variety of materials and colours.

They have also created a 'Meet the Characters' poster, in which they drew the four main characters and wrote adjectives around them to describe their appearances and personalities. The children also created some brilliant 'Wanted' posters, complete with a fantastic description of the *The Enormous Crocodile* and a warning for all children to stay away!

The children had fun getting creative in Maths and were able to make some excellent 2D shape characters.



William



The children created crocodiles out of egg boxes in Art.



Jai



Aisha's 2D animal, created in Maths.



Aliya's character puppets.



Aisha



Dhian's French characters, from his MFL lesson.



In Computing lessons, Year 1 have used digital drawing tools to create book cover designs for 'The Enormous Crocodile'. Their creations included special effects, paint brushes, stamps, patterns and textures. We have seen some super illustrations for some very colourful characters.

My favourite book



Book title:
The Enormous Crocodile!

Author:
Roald Dahl

Plot:
The crocodile wants to eat children. He disguises himself in clever ways. A pea and a hippo and an elephant and a monkey try to stop him. The elephant throws him to the sun.

Why I like it:
I like when he gets flung to the sun by the elephant!



Seren

My favourite book



Book title:
The Enormous Crocodile

Author:
Roal Dahl


Plot:
Crocodile tried to trick the children and eat them. The jungle animals warned the children that the croc was dangreous and disgizing himself.

Why I like it:
I liked when the croc banged into the sun. It is a funny story.



Aliya

My favourite book



Book title:
The Enourmous crocodile

Author:
Roald Dahl

Plot:
The elephant got bitten on the foot by the crocodile! Then he swung the crocodile into space with his trunk!

Why I like it:
Because the crocodile went to the moon

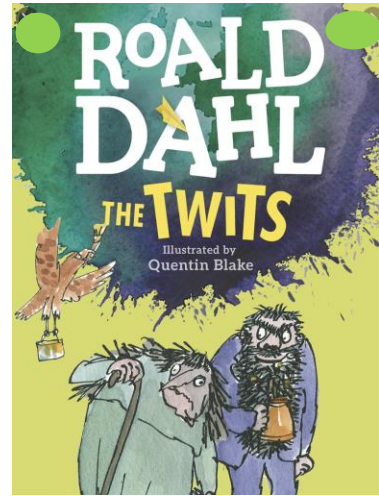


Archie

Book Week in Year 2

Year 2 have enjoyed reading *'The Twits'* for Book Week 2021 and had enormous fun recreating the scene 'Meet the Twits'.

The children drew a scene to represent the lines that they were reading and then videoed themselves reading their lines, whilst sharing their illustrations. The teachers then put them all together to create their very own class book.



Dolcie

In computing, Year 2 have written a digital illustrated Book Blurb for *'The Twits'*. They selected text size, colour and font. Using a range of paint tools, stickers and special effects they have created some book designs to get any monkey's tails 'hooked' on reading this story.

Design for a book jacket

Jon



Jonathan



Logan's drawing of 'The Twits' and his work from MFL



James

In Art and DT, the children have been thinking about the infamous character of 'Mr Twit' and have created their own Mr Twit beards using materials found at home. They have shown a confident understanding of the *'The Twits'* story by adding lots of food items and objects into their messy beards.



Emma's incredible beard was created with bark.

Book Week in Year 3

In Year 3 this week, the children continued to enjoy Roald Dahl's '*The BFG*'.

They read each scene and everyone participated enthusiastically. They made their own props for their parts and added expression in the delivery of their lines. Some of the words were, of course, difficult to pronounce, but every BFG persevered.



Max



Mayan

In Art and DT, Year 3 created the most captivating dream jars inspired by '*The BFG*'. Taking inspiration not only from the story, but also from their own dreams and interests. They created drawings and 3D sculptures using art materials, objects and lights.



Kayan



Mayan labelled the BFG in French in his MFL Lesson




The children have also planned and designed a creative habitat of the climate zone they have researched.



Aniyah



Izzy



Book Week in Year 4


In Year 4 the children have been enjoying reading Roald Dahl’s ‘James and the Giant Peach’ They had such fun dressing up as characters from the book.



Abigail



Alara



Arseniy



Max

In Art and DT, the children have been creating their own versions of the ‘Giant Peach’. They have constructed peach artworks and then added their favourite characters from the story. It has been great to hear them describe their favourite scenes and characters, both in discussions and visually through their brilliant artwork.



Alara



Nikhil



Saffron

This week is also *Fair Trade Fortnight* and the children in Year 4 have continued their project on Saint Lucia to look at what fair trade is.

They have searched the cupboards at home for fair trade products and researched where these products have come from in the world.



Freya B

LO – To identify Fairtrade products and find out where they came from and why?

Product	Appearance	Top Producing Countries	Special Conditions Required	Growing Conditions
Banana		Columbia		We can't grow bananas in England as it is too cold. They need it to be warm and steady moisture in the air.
Coffee		Brazil		Warm and high altitude.
Tea – vanilla chai		The tea bags are made in Bristol! But they source their ingredients from all over the world - Tea is mainly grown in Asia, Africa, South America, and around the Black and Caspian Seas.		Tea grows best in regions which enjoy a warm, humid climate with a rainfall measuring at least 100 centimetres a year. Ideally, it likes deep, light, acidic and well-drained soil.
Chocolate		Cocoa beans are produced in tropical zones around the Equator, where climate conditions are well suited for growing cocoa trees. About 70 percent of the world's cocoa beans come from four West African countries: Ivory Coast, Ghana, Nigeria and Cameroon.		Cacao trees only prosper under specific conditions, including fairly uniform temperatures, high humidity, abundant rain, nitrogen-rich soil, and protection from wind. In short, cacao trees thrive in rainforests. Chocolate is now grown around the globe—typically within 10° north and south of the equator.

Book Week in Year 5

In Year 5 this week, the children's work has been linked to their book, Roald Dahl's '**Charlie and the Chocolate Factory**'. In Maths, the children used scales and linked their Maths skills to create some delicious chocolate brownies. In Geography they found out about the importance of fair trade and created persuasive posters.



Margaret

We have considered our branding and colour choices as well as our ingredients and taglines.

Some pupils have even created 3D chocolate bars using cardboard and paper. Fantastic work Year 5.



Henry



Taymar



Ava's Chocolate Factory

**Samuel's
Chewing Gum
Meal (in English)**



Book Week in Year 6

In Year 6, as part of Book Week, the children have been reading and acting out *'The Witches'* by Roald Dahl. They have been set the challenge to draw and annotate how to recognise a witch and to create their own spells to turn witches into animals.

In Art and DT, they have designed their own *'Grand High Witches'* using a description from the story as inspiration. Each design has shown her fierce nature in a variety of different styles from digital drawings to labelled illustrations and 3D paper masks. Well Done to Year 6 for creating such gruesome and clever designs.

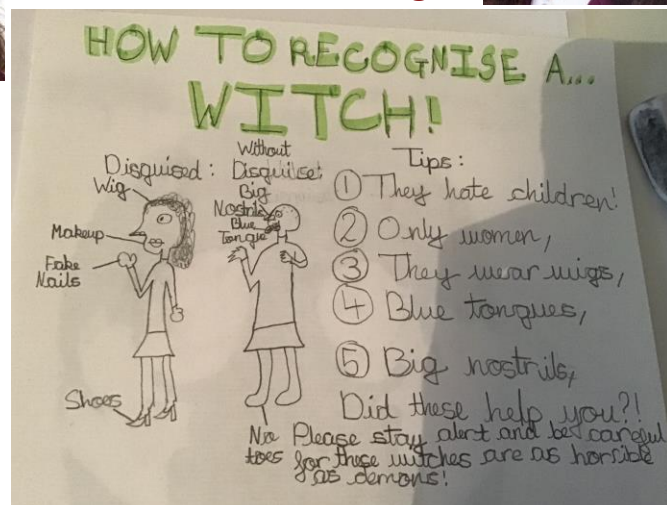


James

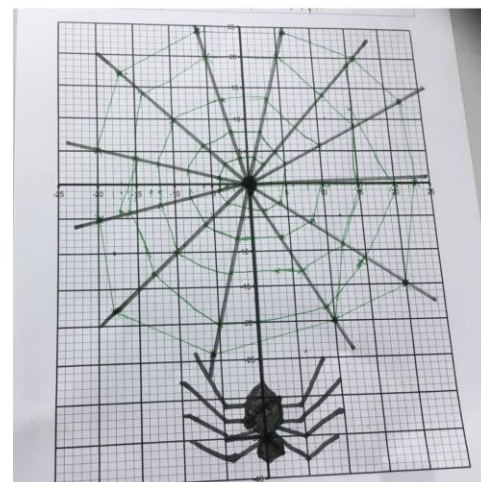


Arabella

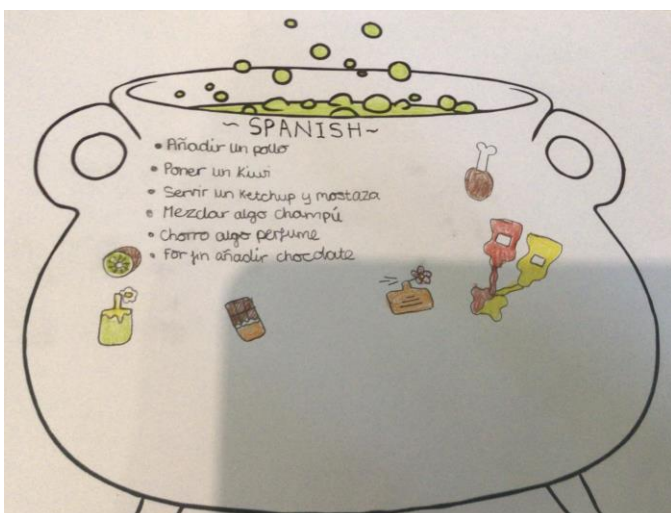
Allegra



Daniel



Ivy's Coordinate Spider created in her Maths lesson.



Avni's Spanish Spell from her MFL lesson.

£1 Book Token


We have been celebrating the genius of Roald Dahl's *whoopsy whiffling*, *glorious gobblefunk* that he squibbled in his *splendiferous* stories and *delumptious* plays!

Some of his 'made-up' words might sound a bit preposterous but to Roald Dahl, they were a way of making sure his readers didn't get bored when reading his books.

There are almost 8,000 real and invented words in the **Oxford Roald Dahl Dictionary** which took over five years to complete!

We really hope all our children's *scrumdiddlyumptious* work makes you feel *hopscotchy* and happy. From *golden fizzwizards* to meeting the Majester, to *hippodumplings* and *roly poly birds*, they've had lots of *frothbuggling* fun!

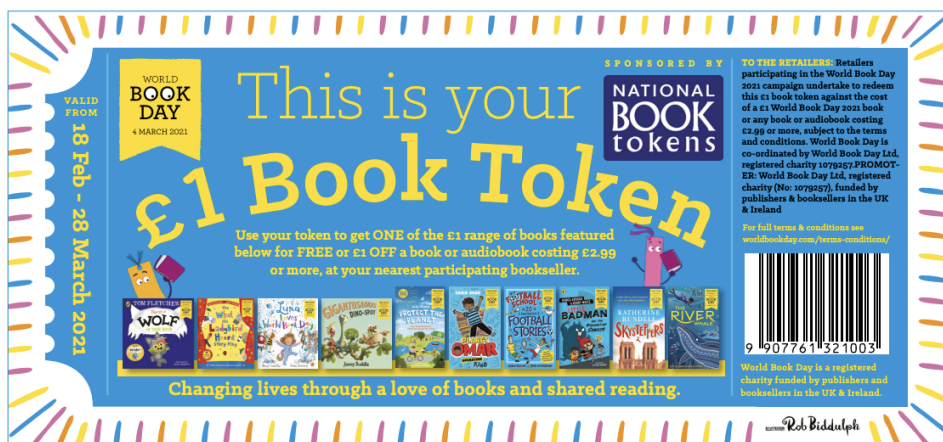
Don't forget to download your **World Book Day Token** (see below) so your little *chidlers* can get their *figglers* on some more brilliant books *hipswitch!*



£1 Book Token

Primary Schools and Nurseries/Pre-Schools (UK)

World Book Day changes lives through a love of books and shared reading. Our mission is to promote reading for pleasure, offering every child and young person the chance to have a book of their own. World Book Day is an opportunity for everyone to celebrate the joy of reading. Visit worldbookday.com for brilliant ideas and resources for reading together at home. Your **£1 book token** is available below.



The World Book Day £1 books are a gift from booksellers, who fully fund the cost of the £1 book token redemptions. Check with your local bookseller what plans they have in place for World Book Day. Please note:

- The £1 book token can be exchanged for one of our **exclusive, new £1 books** (see the full line-up at worldbookday.com/books/) OR for getting £1 off any book or audiobook costing £2.99 or more in participating bookshops and supermarkets.
- The book token is valid from **Thursday 18 February – Sunday 28 March 2021**. Participating booksellers will honour the tokens beyond the 28 March while stocks last. Please contact your local bookseller to check if they are able to offer £1 off other titles.
- The book token can **ONLY** be used in participating bookshops (find your nearest at booksellers.org.uk/wbd)
- The book token can be printed out and taken to your local bookseller. Booksellers such as Sainsbury's and Asda are unable to accept the voucher on a phone or tablet screen. For all other booksellers, please check before you visit.
- The digital £1 book token cannot be redeemed online.
- The digital £1 book token is intended for **SINGLE-USE ONLY**.

For full Terms & Conditions, visit worldbookday.com/terms-conditions/
Visit our FAQ page to answer all your questions: worldbookday.com/about-us/frequently-asked-questions/
To contact the World Book Day team, email wbd@education.co.uk.



Changing lives through a love of books and shared reading.

World Book Day is a registered charity funded by publishers and booksellers in the UK & Ireland.

Rob Biddulph

Virtual Music Café

Many congratulations to our talented young musicians in Year 5 and 6, who performed in our very first **Virtual Music Café** on Tuesday afternoon. Here is what some of the musicians felt about their experience.

I felt a little nervous because I picked a difficult piece and having the opportunity to play this ahead of my exam has given me lots of confidence.



Rayaan

The Music Café was really fun and I enjoyed listening to other people's pieces and how they are progressing. I was a bit nervous, but it was very easy to use the iPad.



Henry

I was very proud to be chosen to perform in the Music Café, especially with my flute. I have never performed on a special music occasion with my flute before. I was a bit nervous at the start, so I practised so much until it was time. I wanted to be 100% sure I was ready. I think I did really well and I was very happy when I heard Miss Fox's nice comments.



Yasmin

It was nerve wracking, but I still had a good time.



Akein

This was my first performance at Royal Russell and very different as it was from my living room! It was great to see and hear everyone else and I look forward to being able to do the next Music Café at school.



Arthur

Thanks for the opportunity to sing in the Music Café. I loved taking part! It was lovely to hear all the performances. I look forward to the next one when we can be together. This virtual event was fantastic, I really felt I was there at school! Thanks so much.

I really enjoyed performing the violin and even though it was done remotely, the atmosphere was great! I *played* 'In the Hall of the Mountain King' which is a very popular piece. I'm looking forward to participating in the Music Café again and hopefully next time in person.



Allegra



Nicholas

Virusend Free Spray Offer

Royal Russell have teamed up with *Virusend* spray.

We are delighted to share our partnership with Virusend spray, as one of the measures we are putting in place to ensure we can all return to learning together safely next week.

Virusend is a multipurpose disinfectant spray, which was developed in conjunction with the British Army and has been deployed to British Army personnel across the country, working alongside the NHS.

As our local community is incredibly important to us, we have partnered with *Virusend* spray to donate their product to 12 other schools in the local area, as part of our work with the **Rowdown Foundation**; meaning thousands of children across South London will also benefit.

This collaboration has generated some media interest, so on Monday morning you may see some photographers or filming crews at drop off, discussing the donation with representatives of the school. We are aware of any children whose parents or carers do not wish for them to be photographed or recorded and will ensure they do not appear in the background of any interviews within the school.

Finally, *Virusend* have very generously donated their product for Royal Russell families. A travel size spray will be available for you to collect from the main school Car Park on Monday morning if you wish.



Look out for Science Poster Competition Next Week

Next week is **National Science Week** and the British Science Association will launch their exciting annual poster competition. Mr Lottering will introduce the competition and give all the details to the children next week.



About this activity

Get creative and enter the British Science Association's annual poster competition. You can make your poster about whatever version of 'Innovating for the future' you like and enter our UK-wide competition with the chance to win an array of prizes. The activities found in this pack could be entered into the poster competition, simply look for the paintbrush symbol. Or you can use them to serve as a source of inspiration to get you started.




Kit list

- ✓ Paper (A4 or A3)
- ✓ Creative materials, e.g. pens, pencils, scissors, glue, watercolours, paint, colouring crayons, pipe cleaners, felt, thread, wool, foil, clay, string, beads, stamps, foam, pompoms

Innovating for the future

Poster competition



Research your poster

Investigate and imagine 'Innovating for the future' and everything that makes it special. Here are some topic ideas to get you started:

- 1 Think about your own innovation – from inventing your own toy that you want to share with your friends to a useful machine that will help your family or the whole world! How will it change the ways of play, sports and leisure, entertainment, communications, work, or even school?
- 2 Feeling futuristic and global? Why not think about an innovation – new ideas, inventions, products or services we have never heard before that would make the world a better place?
- 3 Do you know someone who is an awesome innovator? Try to showcase their innovations and reflect on how this person's innovations impacted the lives of many.
- 4 Everyday innovations can be easily overlooked. Identify common innovations that you use daily and give a thought on how your life would be without them.

Make your poster

Once you've done your research, it's time to get creative! Your poster must be:

- ✓ A4 or A3 size and you need to be able to take a photo of it to send to us online for judging.
- ✓ You can use pictures, pull out tabs or use materials such as paint, drawing, crayons and

So, what are you waiting for? Start your poster now! You can find out how well the poster is judged by how well the poster is judged. Or you can scan or photograph your poster and upload it to britishscienceweek.org for judging. You can also find out how to enter your entry.

Next steps

Celebrate! For more details, along with the full set of rules and tips for educators, check out our website britishscienceweek.org

Look
out for
it!



'An Adventure for Annie'

We have been so inspired by our community's response to our 'An Adventure for Annie' initiative. Just like Annie, many of you have been embracing adventure, rising to the challenge and most importantly, just having fun. It is not too late to get involved, do make the most of the current sunshine to plan an adventure of your own.

Please follow this [link](#) to view a video montage of your creative GPS artwork responses. Thank you all for keeping Annie's spirit alive. Together we have raised **£1,465** for Meningitis Now which will help support those affected by meningitis and stop the disease devastating lives. You can donate on the Just Giving page [here](#).

