















<p>M</p>	<p>Phonics Learning challenge: To be able to read and spell words containing the 'o' grapheme.</p> <p>Today we are focusing on - reading and spelling words with the 'o' spellings of the 'o' sound.</p> <p>Watch this week's word building video entitled - T4 week 3. Phonics word building 'o' to remind yourself before building these words with the 'o' spelling of the 'o' sound. bottle – b/o/tt/le cot – c/o/t odd – o/dd</p> <p>Challenge words to read and spell Look at each of these words for a few seconds and then cover them over (lock them in to your memory) Now write each word without looking. Can you remember them? crocodile , everybody , stopping</p> <p>Sound Swap – Watch this week's video entitled – T4 week 3 phonics. Sound swap 'o'</p> <p>Shot – shop – stop - stomp</p> <p>This week we are also going to be revising some of the Year 2 common exception words Look at each of these words for a few seconds and then cover them over (lock them in to your memory) Now write each word without looking. Can you remember them? should, could, would</p>	<p>English Learning challenge: To use inference</p> <p>Success Criteria: - I can talk about the words used in the text and what I think they mean. -I can talk about what I like/dislike/find confusing about the text. -I can listen to others and participate in class discussions.</p> <p>Read the powerpoint entitled 'Leaf English 08.03.21 Monday lesson'. Follow through the slides to learn about the setting of the story, and the character of Leaf.</p> <p>Think about: 1-Where do you think the polar bear has come from? 2-Why might he be floating on a tiny piece of iceberg? 3-When Crow spotted him, what do you think he was thinking? 4-What clue is there that the Crow has never seen an animal like this before and doesn't know what it is? 5-How do you think polar bear is feeling as he floats towards the shore? 6-What do you think might happen when his iceberg lands on the beach?</p> <p>Task: Answer the questions on the '2do' tab in Purple Mash under '2write'. Use the illustrations on the powerpoint to support you in answering the questions.</p>	<p>Maths</p> <p>This week in Maths we are revisiting everything we have learnt so far in Year 2.</p> <p>Today we are thinking about 'Number and Place Value'.</p> <p>On MyMaths complete the online worksheet set, entitled 'Number and Place Value 2 OW''.</p> <p>Click the link below to go to MyMaths.</p> <p></p>	<p>Reading</p> <p>Reading via Bug Club or your allocated reading book(s).</p> <p></p> <p>Click here for Bug Club Login</p>	<p>Handwriting Learning challenge: To be able to form the blends 'si, se, sp, rs'</p> <p></p> <p>Have a go at writing these blends in the words:</p> <p>beside inside sister spring crisp such</p> <p></p> <p>Now have a go at writing words using 'rs'</p> <p>First burst bears cars.</p> <p>Click on the resources entitled: si su se sm sp handwriting sheets Monday Rs handwriting sheet Monday</p> <p>Remember to: Make sure your descenders are in between the black lines</p>	<p>PSHE Learning challenge: To respond to a story</p> <p>Click on the link to hear the story about Fowley and his wings.</p> <p>Think about the following:</p> <p>What do you think Fowley will do?</p> <p>What's going to happen to Hove?</p> <p>Is Fowley being encouraged to achieve his dream? How can we manage our feelings when we have dreams and goals that don't come true? How could you encourage Fowley and Hove?</p> <p>Follow onto Video 2 on this site.</p> <p>Task 1 Ask your child what their dreams and goals might be, for when they grow up?</p> <p>Invite them to draw a pair of wings, like Fowley's. On the wings they draw or write their dreams or hopes for</p> <p></p> <p>future. the</p>
----------	----------------------------------------------------------------------------------------------------------------------------------------------------------------------------------------------------------------------------------------------------------------------------------------------------------------------------------------------------------------------------------------------------------------------------------------------------------------------------------------------------------------------------------------------------------------------------------------------------------------------------------------------------------------------------------------------------------------------------------------------------------------------------------------------------------------------------------------------------------------------------------------------------------------------------------------------------------------------------------------------------------------------------------------------------------------------------------------------------------------------------------------------------------------------------------------------------------------------------------------------------------------------------------------------------------------------------------------------------------------------------------------------	-------------------------------------------------------------------------------------------------------------------------------------------------------------------------------------------------------------------------------------------------------------------------------------------------------------------------------------------------------------------------------------------------------------------------------------------------------------------------------------------------------------------------------------------------------------------------------------------------------------------------------------------------------------------------------------------------------------------------------------------------------------------------------------------------------------------------------------------------------------------------------------------------------------------------------------------------------------------------------------------------------------------------------------------------------------------------------------------------------------------------------------------------------------------------------------------------------------------------------------------------------------------------------------------------------------------------------------------------	------------------------------------------------------------------------------------------------------------------------------------------------------------------------------------------------------------------------------------------------------------------------------------------------------------------------------------------------------------------------------------------------------------------------	--------------------------------------------------------------------------------------------------------------------------------------------------------------------------------------------------------------------------------------	---------------------------------------------------------------------------------------------------------------------------------------------------------------------------------------------------------------------------------------------------------------------------------------------------------------------------------------------------------------------------------------------------------------------------------------------------------------------------------------------------------------------------------------------------------------------------------------------------------------------------------------------------------------------------------------------------------------------------------------------------------------------------------------------------------------------------------------------------------------------------------------------------------------------------------------------------------	----------------------------------------------------------------------------------------------------------------------------------------------------------------------------------------------------------------------------------------------------------------------------------------------------------------------------------------------------------------------------------------------------------------------------------------------------------------------------------------------------------------------------------------------------------------------------------------------------------------------------------------------------------------------------------------------------------------------------------------------------------------------------------------------------------------------------------------------------------------------------------------------------------------------------------------------------------------------

<p>T</p>	<p>Phonics Learning challenge: To be able to read and spell words containing the 'o' grapheme.</p> <p>Today we are focusing on - reading and spelling words with the 'a' spellings of the 'o' sound.</p> <p>Watch this week's word building video entitled - T4 week 3. Phonics word building 'o' to remind yourself before building these words with the 'a' spelling of the 'o' sound.</p> <p>stop – s/t/o/p popped – p/o/pp/ed</p> <p>want – w/a/n/t what – wh/a/t wash – w/a/sh</p> <p>Challenge words to read and spell Look at each of these words for a few seconds and then cover them over (lock them in to your memory) Now write each word without looking. Can you remember them?</p> <p>o – oblong, product, crayon a – watch, wasp</p> <p>This week we are also going to be revising some of the Year 2 common exception words Look at each of these words for a few seconds and then cover them over (lock them in to your memory) Now write each word without looking. Can you remember them? beautiful, children, parents</p>	<p>English Learning challenge: To respond to an image.</p> <p>Success Criteria -I can say how the polar bear image is different or similar to the image of the polar bear from a nonfiction book or photograph.</p> <p>-I can fill in a table about what I know already, what I want to know and what I want to find out about polar bears.</p> <p>Return to the illustration from the first lesson yesterday. <i>Have they seen a polar bear before? What are they like? Where do they live?</i></p> <p>Task Watch the video clip https://www.youtube.com/watch?v=N8JD_P2J24g</p> <table border="1" data-bbox="645 758 981 821"> <thead> <tr> <th>What we know about Polar Bears</th> <th>What we would like to know</th> <th>What we have found out:</th> </tr> </thead> <tbody> <tr> <td> </td> <td> </td> <td> </td> </tr> </tbody> </table> <p>Click on the resource entitled 'Tuesday English grid'</p> <div data-bbox="683 970 878 1145" data-label="Image"> </div> <p>What do you predict the story will be about? What makes you say that?</p>	What we know about Polar Bears	What we would like to know	What we have found out:				<p>Maths</p> <p>This week in Maths we are revisiting everything we have learnt so far in Year 2.</p> <p>Today we are thinking about 'Addition and subtraction'.</p> <p>On MyMaths complete the online worksheet set, entitled 'Addition and Subtraction 2 OW'.</p> <p>Click the link below to go to MyMaths.</p> <div data-bbox="1064 654 1272 766" data-label="Image"> </div>	<p>Reading</p> <p>Reading via Bug Club or your allocated reading book(s).</p> <div data-bbox="1355 271 1444 375" data-label="Image"> </div> <p>Click here for Bug Club Login</p>	<p>PE Learning challenge: To roll an object or a ball in different ways</p> <p>Task Can you sit on the floor and using a small ball or balloon, rotate it around your body whilst maintaining balance?</p> <div data-bbox="1601 486 1814 614" data-label="Image"> </div> <p>Then stand up and have a go at rotating the ball or balloon around your tummy and then up and around your head and then back down your body to your feet.</p> <div data-bbox="1601 869 1814 997" data-label="Image"> </div> <p>Challenge Can you stand up, lift one leg up and pass the ball through your leg, up and above to the next leg –rotating the ball in and out? If you increase the pace, what do you notice?</p>	<p>Story Time</p> <p>Please share one of your favourite books with an adult, or visit https://home.oxfordowl.co.uk/reading/free-ebooks/ and choose a story you have not heard before</p>
What we know about Polar Bears	What we would like to know	What we have found out:										

<p>W</p>	<p>Phonics</p> <p>Learning challenge: To be able to read and spell words containing the 'o' grapheme.</p> <p>Today we are focusing on - reading and spelling words with the 'a/o' spellings of the 'o' sound.</p> <p>Watch this week's word building video entitled - T4 week 3. Phonics word building 'o' to remind yourself before building these words with the 'a/o' spelling of the 'o' sound.</p> <p>Comic- c/o/m/i/c Chopstick – ch/o/p/s/t/i/ck Object – o/b/j/e/c/t</p> <p>Watch – w/a/tch Wanting – w/a/n/t/ing Wasp – w/a/s/p</p> <p>Click to access and find the PowerPoint entitled T4 week 3 phonics – 'o' reading. What a Great Game (Weds)</p> <p>Read –The Great Game on the phonics PP</p> <p>Seek the sound – identify the 'o' words in the story.</p> <p>You could add them to this week's poster.</p> <p>Challenge – Can you group them into their spelling groups?</p>	<p>English</p> <p>Learning challenges: To be able to listen carefully and answer questions about what I have heard.</p> <p>To be able to use adverbs, verbs, nouns to describe an illustration.</p> <p>Success Criteria I can follow the text and read the words aloud. I can discuss the meanings of some of the words that I have read.</p> <p>Task Read the powerpoint entitled 'Leaf English Wednesday' Follow the story on the slides. Reflect on the last two lessons so far, what have we learnt about this character of the Polar Bear?</p> <p>Click on the '2do' tab in Purple Mash. There will be a file under '2write' with questions for you to respond to based on the illustrations shown on the slides.</p> <p>**Please answer in FULL sentences.</p>	<p>Maths</p> <p>This week in Maths we are revisiting everything we have learnt so far in Year 2.</p> <p>Today we are thinking about 'Multiplication and division.</p> <p>On MyMaths complete the online worksheet set, entitled 'Multiplication and division 2 - OW'.</p> <p>Click the link below to go to MyMaths.</p> <p></p>	<p>Reading</p> <p>Reading via Bug Club or your allocated reading book(s).</p> <p></p> <p>Click here for Bug Club Login</p>	<p>Grammar</p> <p>Learning challenge: To be able to understand the difference between the term adjective and comparative and superlative adjectives.</p> <p>To know how the adjective changes</p> <p>What does comparative and superlative adjectives mean?</p> <p>A comparative allows someone to compare two things and usually ends in "er".</p> <p>A superlative allows someone to compare three or more things and usually ends in "est".</p> <p>Click on the powerpoint entitled 'Wednesday Grammar comparative and superlative adjectives'.</p> <p>Choose between the resources entitled 'Grammar Wednesday sheet 1' or 'Grammar Wednesday er and est sheets 2'.</p>	<p>Story Time</p> <p>Please share one of your favourite books with an adult, or visit https://www.bbc.co.uk/iplayer/episodes/b00jdlm2/cbeebies-bedtime-stories and choose a story you have not heard before</p>
----------	--------------------------------------------------------------------------------------------------------------------------------------------------------------------------------------------------------------------------------------------------------------------------------------------------------------------------------------------------------------------------------------------------------------------------------------------------------------------------------------------------------------------------------------------------------------------------------------------------------------------------------------------------------------------------------------------------------------------------------------------------------------------------------------------------------------------------------------------------------------------------------------------------------------------------------------------------------------------------------------------------------------------------------------	-----------------------------------------------------------------------------------------------------------------------------------------------------------------------------------------------------------------------------------------------------------------------------------------------------------------------------------------------------------------------------------------------------------------------------------------------------------------------------------------------------------------------------------------------------------------------------------------------------------------------------------------------------------------------------------------------------------------------------------------------------------------------------------------------------------------------------------------------------------	----------------------------------------------------------------------------------------------------------------------------------------------------------------------------------------------------------------------------------------------------------------------------------------------------------------------------------------------------------------------------------------------------------------------------------	--------------------------------------------------------------------------------------------------------------------------------------------------------------------------------------------------------------------------------------	-----------------------------------------------------------------------------------------------------------------------------------------------------------------------------------------------------------------------------------------------------------------------------------------------------------------------------------------------------------------------------------------------------------------------------------------------------------------------------------------------------------------------------------------------------------------------------------------------------------------------------------------------------------------------------------------------------------------------------------------------------------------------------------------	---------------------------------------------------------------------------------------------------------------------------------------------------------------------------------------------------------------------------------------------------------------------------------------------------------------

T H	Break Morning physical activity - http://jumpstartjonny.co.uk/	<p>Phonics</p> <p>Learning challenge: To be able to use all taught spelling accurately when writing independently.</p> <p>Today we are focusing on – looking back at oi, ar & air taught in term 3. Look at slides 1 -4 of the PP entitled – T4 week 3 phonics. End of term 3.</p> <p>Firstly remind yourself of all the different spellings of each sound and then listen to the words carefully before writing the matching word accurately.</p> <p>Remember to check – does it look right?</p> <p>Dictation - Listen to the sentence on the phonics PowerPoint entitled – T4 Week 3 phonics – ‘o’. Dictation. (Thur) or ask a grown up to read it slowly for you. Now write it very carefully. Use this week’s poster to remind you of the correct spellings.</p> <p>Remember capital letters, finger spaces and full stops.</p> <p>Dictation sentence – ‘You can all stop now. Tell me what you want to drink.’</p>	<p>English</p> <p>Learning challenge:</p> <p>- To listen to, summarise and identify words in a poem.</p> <p>To create a poem.</p> <p>Success Criteria:</p> <p>-I can talk about the feelings of the character based on the illustration.</p> <p>-I can use adjectives, nouns, prepositions, verbs to create a few lines of a poem based on this illustration.</p> <p>Task</p> <p>Click on the powerpoint presentation entitled ‘Leaf English Thursday’. Today you are going to use a ruler to draw lines coming out from the illustration shown on slide 6 to label all the nouns and adjectives you can identify in the picture. Eg pointy mountains/ icy peaks.</p> <p>Look at the example I have written on slide 7. I have used nouns and adjectives to create a small descriptive paragraph about this picture. Can you combine the nouns and adjectives that you labelled your picture with to create a small piece of descriptive writing?</p> <p>Take a photo of this and upload it to your Purple Mash account. Remember to use expanded noun phrases eg The towering pointy mountains looked taller in the distance.</p>	<p>Break</p>	<p>Maths</p> <p>This week in Maths we are revisiting everything we have learnt so far in Year 2.</p> <p>Today we are thinking about ‘Fractions’.</p> <p>On MyMaths complete the online worksheet set, entitled ‘Fractions 2 - OW’.</p> <p>Click the link below to go to MyMaths.</p> <p></p>	<p>Break</p>	<p>Reading</p> <p>Click on the resource entitled ‘Thursday reading grid’ to see a grid of different activities that you can carry out on the reading book you are reading at home.</p> <p>Choose 1 activity from the grid.</p> <p></p>	<p>Break</p>	<p>D&T</p> <p>Learning challenge</p> <p>To experiment with clay using different techniques for a variety of purposes, inc models.</p> <p>Success criteria:</p> <p>-practice and experiment with different techniques to manipulate clay.</p> <p>-use hand tools safely and appropriately.</p> <p>Click on the PowerPoint presentation entitled ‘Thursday D.T. Session 1 Clay techniques’</p> <p></p>	<p>Break</p>	<p>PE</p> <p>Learning challenge:</p> <p>To work as a team</p> <p>To coordinate a ball around your body and a friend’s.</p> <p>Task</p> <p>Work with a partner and take turns to pass a ball around your partner’s body and then try passing it around both of you.</p> <p>See if you can find different ways and the quickest way to pass the ball around the both of you.</p> <p>Remember if you use a smaller ball, the faster you can change the balls movement and position.</p> <p>Drink plenty of water. Make sure you have sensible and comfortable clothing on. Are carrying out the activity in a clear and safe space.</p> <p></p>
		<p>Lunch break</p>									

F	<p>Phonics Learning challenge: To be able to use all taught spelling accurately when writing independently.</p> <p>Today we are focusing on – looking back at ear, or & air taught in term 3. Look at slides 5-7 of the PP entitled - T4 week 3 phonics. End of term 3.</p> <p>Firstly remind yourself of all the different spellings of each sound and then listen to the words carefully before writing the matching word accurately.</p> <p>Remember to check – does it look right?</p> <p>This week we are also going to be revising some of the Year 2 common exception words</p> <p>Look at each of these words for a few seconds and then cover them over (lock them in to your memory) Now write each word without looking. Can you remember them?</p> <p>Bath, plant, many, after, clothes, because, people</p>	<p>English Learning challenge: To reread the story.</p> <p>To story map the story events and use story language.</p> <p>Success Criteria: I can reread the story and discuss the events that have happened.</p> <p>I can record the story events so far on a story map.</p> <p>I can respond to the text so far and write down what I like/dislike about it so far and why.</p> <p>I can create a simple leaf not from the perspective of the Bear.</p> <p>-. Task Reread the story of Leaf. Can you create a story map of the story so far? Draw the events of the story in order. On slide 6-why are the animals fleeing from Leaf? Click on the resource entitled 'Leaf Friday English tell me grid'. Write in full sentences answers to the questions posed: what do you like about the book/illustrations so far? What do you dislike and why? Does this story remind you of any other stories you have read?</p> <p>On Slide 8 why is Leaf collecting leaves? Leaf might be trying to send a leaf note home to his family- what do you think this note would say? Have a go at writing a leaf note from Leaf to his family.</p>	<p>Maths</p> <p>This week in Maths we are revisiting everything we have learnt so far in Year 2.</p> <p>Today we are thinking about 'Shape'.</p> <p>On MyMaths complete the online worksheet set, entitled 'Geometry 2 - OW'.</p> <p>Click the link below to go to MyMaths.</p> 	<p>Reading</p> <p>Click on the link to listen to stories by all different authors.</p> <p>Booksfortopics: Storytime Online 5-7</p> <p>You can scan the QR code on the document to hear selected titles.</p> 	<p>Art Learning challenge: To investigate illustrative techniques to combine digital and analogue media, texture and designs.</p> <p>Success criteria; -combine digital and analogue media to create a piece in the style of Sandra Dieckmann. -Use simple lines, colour and patterns to create texture and detail. -Discuss methods used by the artist and give opinion.</p> <p>Click on the PowerPoint presentation entitled 'Friday Art Session 3 presentation Sandra Dieckmann' and resource 'Friday Art Session 3 Bear template'.</p> 	<p>FAMILY TIME! Feel good Friday</p> <p>Go to our Wellbeing and Nurture web page.</p> <p>Click on this link to access it and choose an activity that best supports your Friday afternoon.</p> <p>Have a wonderful weekend, love the Year 2 Team.</p>
---	--------------------------------------------------------------------------------------------------------------------------------------------------------------------------------------------------------------------------------------------------------------------------------------------------------------------------------------------------------------------------------------------------------------------------------------------------------------------------------------------------------------------------------------------------------------------------------------------------------------------------------------------------------------------------------------------------------------------------------------------------------------------------------------------------------------------------------------------------------------------------------------	--------------------------------------------------------------------------------------------------------------------------------------------------------------------------------------------------------------------------------------------------------------------------------------------------------------------------------------------------------------------------------------------------------------------------------------------------------------------------------------------------------------------------------------------------------------------------------------------------------------------------------------------------------------------------------------------------------------------------------------------------------------------------------------------------------------------------------------------------------------------------------------------------------------------------------------------------------------------------------------------------------------------------------------------------------------------------------------------------------------------------------------------------------------------------------------------------------------------------------	-----------------------------------------------------------------------------------------------------------------------------------------------------------------------------------------------------------------------------------------------------------------------------------------------------------------------------------------------------------------------------------	------------------------------------------------------------------------------------------------------------------------------------------------------------------------------------------------------------------------------------------------------------------------------------------------------------------------	---------------------------------------------------------------------------------------------------------------------------------------------------------------------------------------------------------------------------------------------------------------------------------------------------------------------------------------------------------------------------------------------------------------------------------------------------------------------------------------------------------------------------------------------------------------------------------------------------------------------------------------------------------------------------------------------------------------	-----------------------------------------------------------------------------------------------------------------------------------------------------------------------------------------------------------------------------------------------------------------------------------------

Break Morning physical activity - <http://jumpstartjonny.co.uk/>

Break

Break

Break