




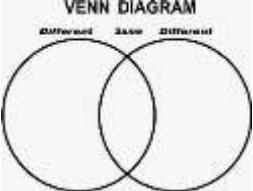


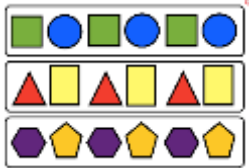



		9.10 9.25		10.40 10.55				3.20 3.35	
M	<p>Morning physical activity - http://jumpstartjonny.co.uk/</p> <p>Check-in 1:</p> <p>Welcome and introduction to the first part of the day's remote learning. Staff will explain the phonics and English learning to the children.</p>	<p>Phonics</p> <p>Learning challenge: To be able to read and spell words containing the 'l' grapheme.</p> <p>Today we are focusing on - reading and spelling words with the 'l/l' spellings of the 'l' sound.</p> <p>Watch this week's word building video entitled - T4 Week 2 Phonics – Word Building (Mon, Tues, Weds, Thurs, Fri) to remind yourself before building these words with the 'l/l' spelling of the 'l' sound.</p> <p>l Along – a/l/o/ng Ladder – l/a/dd/er Lips – l/i/p/s</p> <p>ll Bill – B/i/ll cellar – c/e/ll/ar collect – c/o/ll/e/c/t</p> <p>Challenge words to read and spell Look at each of these words for a few seconds and then cover them over (lock them in to your memory) Now write each word without looking. Can you remember them?</p> <p>l – elephant, lady, lipstick ll – alligator, wall, fallen</p> <p>Sound Swap – Watch this week's video entitled – T4 week 2 phonics – sound swap (Mon) to help you remember. You will need letter cards for – sh/e/ll/s/w</p> <p>Shell, sell, swell, well</p> <p>Spellings To practice your spellings this week, please have a go at playing these games. Encourage your child to say the word in a sentence verbally, or to write the word into a sentence.</p>	<p>English</p> <p>This week in English we are focusing on the text 'The day the crayon's quit' in aid of World Book Day</p> <p>Learning challenge: To use inference. To make predictions</p> <p>Remember to: -talk about what I see, think or wonder. -think about how a crayon may feel and explain why. -write a letter from Duncan to the crayons. I can use information from the story to help me. -reread my work back to make sure that it makes sense to the reader.</p> <p>Task Read the powerpoint story entitled English The day the crayons quit story Stop at slide 6 (the grey crayon) Read through the powerpoint slides.</p> <p>Think about: <i>Why are some crayons much shorter than others?</i> <i>Which crayons do you think are used most in the classroom?</i> <i>Are there any crayons that seem never to have been used? Why might this be?</i></p> <p><i>Look at the front cover of the text. What does the title mean? What does the word 'quit' mean? Have you heard of or seen this word before?</i></p> <p><i>What do you think this book will be about? Do you think this is going to be a true story?</i> <i>What features might you expect to see in this sort of text? Who do you think the main character(s) will be?</i></p> <p>Complete the task on the template entitled 'English Monday crayon letter template'</p>	<p>Break</p> <p>Check-in 2: Mid-morning check-in and to explain the next part of the remote learning</p> <p>Break</p>	<p>Maths</p> <p>Learning challenge: To be able to recognise and count vertices on 3D shapes.</p> <p>Remember to... - -Count all the vertices, marking them off as you count. -A cone has an apex not a vertex.</p> <p>Click on the link below to access the PowerPoint and resources for this lesson entitled 'Maths Monday Slides Shape 3'</p>  <p>Remember to check MyMaths and Purple Mash throughout the week for additional quizzes and games.</p>	<p>Reading</p> <p>Reading via Bug Club or your allocated reading book(s).</p>  <p>Bug Club</p> <p>Click here for Bug Club Login</p> <p>Click on 'Monday reading-share a story star'. Choose a star in aid of World Book Day and share a star with a family member at home.</p>  <p>Break</p>	<p>Lunch break</p> <p>Handwriting</p> <p>Learning challenge: To be able to form the blends 'ws' 'sh'</p>   <p>Click on the documents entitled 'Monday handwriting sheet ws' 'Monday handwriting sheet sh'</p> <p>Remember to: Make sure your descenders are in between the black lines</p>	<p>PSHE</p> <p>Learning challenge: To be responsible for my own actions.</p> <p>Task Watch the video clip PSHE KS1/KS2: Am I always responsible for my actions? - BBC Teach</p> <p>Discuss with an adult at home:</p> <p>Should the frog carry the scorpion across the river? Why, why not?</p> <p>Who was responsible for what happened to the Frog and the Scorpion?</p> <p>What other values are being shown here?</p>	<p>Check-in 3: Story time and thoughts of the day</p>

T	<p>Break Morning physical activity - http://jumpstartjonny.co.uk/</p>	<p>Check-in 1: Welcome and introduction to the first part of the day's remote learning. Staff will explain the phonics and English learning to the children</p>	<p>Phonics Learning challenge: To be able to read and spell words containing the 'l' grapheme.</p> <p>Today we are focusing on - reading and spelling words with the 'le' spellings of the 'l' sound & revising others taught this week.</p> <p>Watch this week's word building video entitled - T4 Week 2 Phonics – Word Building (Mon, Tues, Weds, Thurs, Fri) to remind yourself before building these words with the 'le' spelling of the 'l' sound.</p> <p>l/l lunch – l/u/n/ch nails – n/ai/l/s doll – d/o/l selling – s/e/l/l/i/ng</p> <p>le wrinkle- wr/i/n/k/le bubble – b/u/bb/le table – t/a/b/le</p> <p>Challenge words to read and spell Look at each of these words for a few seconds and then cover them over (lock them in to your memory) Now write each word without looking. Can you remember them?</p> <p>l/l – bowl, learning, swollen, mall le – people, rectangle. circle</p>	<p>English Learning challenge: To predict To respond to an illustration. To use a variety of conjunctions.</p> <p>Remember to</p> <ul style="list-style-type: none"> Think about how the crayons are feeling Write down how Duncan feels in response to a chosen letter by ONE crayon. Use facial expressions and body language to show that emotion Share your ideas <p>Task</p> <p>Reread the story again but this time, read it to the end. Click on the resource entitled 'English the day the crayons quit story'. Now read the powerpoint entitled 'English Tuesday 2nd March 2021 slides'.</p> <p>Choose one letter from the story. Think carefully about how this crayon has felt, what it has experienced and the emotions that it has felt.</p> <p>Use the template entitled 'English Tuesday Duncan's thoughts activity sheet' to complete the sentence starters.</p> <p>Extend your sentences by using conjunctions such as 'and' 'but' 'or' 'additionally' 'because'.</p>	<p>Break</p>	<p>Check-in 2: Mid-morning check-in and to explain the next part of the remote learning</p>	<p>Maths Learning challenge: To be able to sort 3D shapes into groups based on their properties.</p> <p>Remember to...</p> <ul style="list-style-type: none"> Decide what the shape is when looking at the real life object. Make sure that the groups all have the same shape by checking the properties. <p>Click on the link below to access the PowerPoint and resources for this lesson entitled 'Maths Tuesday Slides Shape 3'</p> 	<p>Break</p>	<p>Reading Reading via Bug Club or your allocated reading book(s).</p>  <p>Bug Club</p> <p>Click here for Bug Club Login</p>	<p>Lunch break</p>	<p>Computing Learning challenge: To use applications and develop knowledge of keyboard functions in order to communicate ideas</p> <p>-Demonstrate control to create a multimedia book using MyStory in 2Createastory.</p> <p>Success criteria:</p> <p>Continue to develop keyboard and paint skills to create a multimedia book.</p> <p>Add more detailed illustrations to improve my story.</p> <p>Use software to record sounds and to change sounds recorded.</p> <p>Click on the link below to access the PowerPoint and resources for this lesson entitled 'Tuesday Computing Animated Story Session 2'</p> 	<p>PE Learning challenge: To perform an underarm and overarm pass.</p> <p>Watch the video KIDDO: Learn how to throw - YouTube</p> <p>Task Using socks and a space in your house, or garden- have a go at practicing the skills of underarm and overarm passes.</p> <p>Remember to:</p> <ul style="list-style-type: none"> make sure you are in a space. you are looking in the direction that you are performing the swing before throwing the object. <p>Remember to:</p> <ul style="list-style-type: none"> Reach Grab give. <p>Story Time</p> <p>Please share one of your favourite books with an adult, or visit https://home.oxfordowl.co.uk/reading/free-ebooks/ and choose a story you have not heard before</p>	<p>Check-in 3: Story time and thoughts of the day</p>
---	---	---	---	--	--------------	---	---	--------------	--	--------------------	--	---	---

W	<p>Break Morning physical activity – Beat the Teacher</p>	<p>Check-in 1: Welcome and introduction to the first part of the day's remote learning. Staff will explain the phonics and English learning to the children.</p>	<p>Phonics Learning Challenge - To be able to read and spell words containing the 'l' grapheme. Today we are focusing on - reading and spelling words with the 'al' spellings of the 'l' sound & revising others taught this week. Watch this week's word building video entitled - T4 Week 2 Phonics – Word Building (Mon, Tues, Weds, Thurs, Fri) to remind yourself before building these words with the 'al' spelling of the 'l' sound. ll – small – s/m/a/ll tall – t/a/ll call – c/a/ll (revision of a spelling of or) le – apple – a/pp/le paddle – p/a/dd/le uncle – u/n/c/le al – medal – m/e/d/al pedal – p/e/d/al petal – p/e/t/al Challenge words to read and spell Look at each of these words for a few seconds and then cover them over (lock them in to your memory) Now write each word without looking. Can you remember them? ll – woolly, calling le – triangle, rectangle al – final, total</p>	<p>English Learning challenges: To predict what might happen next in a story. Remember to...</p> <ul style="list-style-type: none"> Think about the story Decide on a colour crayon Think about what the crayon might have been up to since quitting Write in first person <p>Task Read the story until the end. Click on the resource entitled English the day the crayons quit story. Pause, reflect and ask questions about the crayons and why they may feel this way. What effect does the author create when he gets the crayons to write some of their phrases in capital letters? Click on the powerpoint entitled 'English Wednesday 3rd March 2021 slides' –what activities could all of the different coloured crayons carry out in relation to their colour? Navigate through the powerpoint to find out more. Use the resource entitled 'English Wednesday template' to draw 6 different activities that your crayon may get up to when they quit their job as a crayon. Around your illustrations, label or write a short sentence about what your crayon is doing in the different sections of your grid.</p>	<p>Break</p>	<p>Check-in 2: Mid-morning check-in and to explain the next part of the remote learning</p>	<p>Maths Learning challenge: To be able to make a repeating pattern using 3D shapes. Remember to... -Check you haven't missed a shape. -Make sure it repeats. Click on the link below to access the PowerPoint and resources for this lesson entitled 'Wednesday Maths slides shape 3'</p> 	<p>Break</p>	<p>Reading Reading via Bug Club or your allocated reading book(s).  Bug Club Click here for Bug Club Login</p>	<p>RE Learning challenge -To name and describe Holy books and religious objects belonging to each religion, including how they are used in worship. Success Criteria</p> <ul style="list-style-type: none"> Describe why this holy book/ objects is so special. Describe how this holy book is stored. Talk about the similarities and differences between each of the holy books and objects I have learned about. Talk about the way that the community use this holy book and objects in worship. <p>Task Watch the video clip Wudu or washing in preparation for prayer - KS1 Religious Education - BBC Bitesize <i>Islam is the faith of Muslims.</i> Discuss how Muslims pray to their God. How do they prepare for prayer? What language is their Holy book written in? Now watch the video showing their trip to Mecca A trip to Mecca - KS1 Religious Education - BBC Bitesize Why is Mecca considered important to Muslims?</p>	<p>Story Time Please share one of your favourite books with an adult, or visit https://www.bbc.co.uk/iplayer/episodes/b00jdlm2/cbeebies-bedtime-stories and choose a story you have not heard before Click on the link to access live reading sessions carried out by real authors!</p>	<p>Check-in 3: Story time and thoughts of the day</p>
---	--	---	---	--	--------------	--	---	--------------	---	--	---	--

T
H

Break Morning physical activity - <http://jumpstartionny.co.uk/>

Check-in 1:

Welcome and introduction to the first part of the day's remote learning. Staff will explain the phonics and English learning to the children.

Learning challenge: To be able to read and spell words containing the 'l' grapheme.

Today we are focusing on - reading and spelling words with the 'il/ol' spellings of the 'l' sound & revising others taught this week.

Watch this week's word building video entitled - [T4 Week 2 Phonics – Word Building \(Mon, Tues, Weds, Thurs, Fri\)](#) to remind yourself before building these words with the 'al' spelling of the 'l' sound.

le/al –

- Double – d/ou/b/le
- Ankle – a/n/k/le
- Symmetrical – s/y/mm/e/t/r/i/c/al
- Vocal – v/o/c/al

il –

- Pencil – p/e/n/c/il
- Pupil – p/u/p/il
- Gerbil – g/er/b/il

ol –

- Petrol – p/e/t/r/ol

Click to access and find the PowerPoint entitled '[T4 Week 2 Phonics- Reading \(Thurs\)](#)

Read –**The Camel** on the phonics PP

Seek the sound – identify the 'l' words in the story.

You could add them to this week's poster.

Challenge – Can you group them into their spelling groups?

English- Happy World Book Day!

Learning challenge:
-To choose a colour and compose their own colour poem.
-To state our opinions and give reasons.

Remember to:

- Pick your favourite crayon
- Give reasons to explain why it is your favourite
- Explain different activities that may relate to different colour crayons.
- Create a simple poem about your chosen colour

Task

Do you have certain crayons you always use to draw the same things? Which crayon is your favourite to use? Why? What emotions do we associate with particular colours? How does yellow make us feel, and red, and black?

Click on the powerpoint entitled '[English Thursday 4th March 2021 slides](#)'.

Click on the resource entitled '[English Thursday favourite colour and emotion writing frame](#)'.



Break

Break

Check-in 2:

Mid-morning check-in and to explain the next part of the remote learning

Maths

Choose your Challenge!

Using all you have learnt over the last 3 weeks about shape, choose a few problems to solve from the PowerPoint.

Remember to underline the important information, use jottings and objects if you can and solve one step at a time.

Click on the link below to access the PowerPoint and resources for this lesson entitled '[Thursday and Friday Maths slides shape 3](#)' and resources '[Maths Thursday or Friday Chain of changes pictures to cut](#)' and '[Squared paper Maths Thursday or Friday](#)'



Break

Reading

Happy World book Day!!

Click on the link to access the PDF entitled '[Thursday WBD Bingo](#)'. Choose 2 or 3 activities from the grid.

You can record this onto paper or get a grown up to record or take photos of you carrying out the challenge.

Visit the World Book Day page:

[World Book Day 2021 - Live Lesson - BBC Teach](#)

There will be a 30-minute Live Lesson, hosted by CBBC's **Ben Shires** and Bitesize Daily's **Mr Smith** at **11:30am**.

Click on the resource entitled '[Thursday world book day live session form](#)'.



Lunch break

Science

Learning challenge

-To understand that some materials need to be able to 'give' a little and not break (for bridges carrying heavy traffic, for example)
-To look at a selection of materials and discuss how they might be tested for their rigidity
-To devise an investigation to test the flexibility of materials (by hanging weights from string onto the end of each strip of material)
To make predictions and carry out the investigation, recording the results

Click on the resource entitled '[Science Thursday rigidity bridges images](#)'

Ask: Has anyone ever been on a bridge like these? The ones with the metal ropes are called suspension bridges and they are designed to move a bit. Do you know why? (So they don't break when the wind blows, or when traffic is heavy, etc.)

Task

You are all now really good at doing investigations and thinking like scientists. Your challenge for today is to investigate the

PE

Learning challenge:
To follow instructions

To perform different activities in a safe space

Task

Perform a warm up by gently jogging on the spot for 60 seconds.

Choose 2 or 3 cards and read the instructions carefully.



Have a go at carrying out the activity shown.

Click on the resource entitled '[Thursday PE Fitness cards](#)'.

Check-in 3:

Story time and thoughts of the day

									<p><i>materials to see how bendy they are'.</i></p> <p>Go around your house and investigate objects that can be bent. You can record your findings on 'blank slide' on purple Mash.</p> <p>Explore a selection of materials and discuss how they might be tested for their rigidity (identical lengths of wood, plastic, metal, card)</p>		
--	--	--	--	--	--	--	--	--	--	--	--

F	<p>Break Morning physical activity - http://jumpstartjonny.co.uk/</p>	<p>Check-in 1: Welcome and introduction to the first part of the day's remote learning. Staff will explain the phonics and English learning to the children.</p>	<p>Phonics Learning Challenge – To be able to read and spell words containing the 'l' grapheme.</p> <p>Today we are focusing on - reading and spelling words with the 'el' spellings of the 'l' sound & revising others taught this week.</p> <p>Watch this week's word building video entitled - T4 Week 2 Phonics – Word Building (Mon, Tues, Weds, Thurs, Fri) to remind yourself before building these words with the 'el' spelling of the 'l' sound.</p> <p>el model – m/o/d/el towel – t/ow/el travel – t/r/a/v/el</p> <p>Go back and look at the poster you have been making this week. Read all the words on it carefully and practice saying some in interesting sentences.</p> <p>Dictation - Listen to the sentence on the phonics PowerPoint entitled 'T4 Week 2 phonics- Dictation (Fri)' or ask a grown up to read it slowly for you. Now write it very carefully. Use this week's poster to remind you of the correct spellings.</p> <p>Remember capital letters, finger spaces and full stops.</p> <p>Dictation sentence – Mirtle the camel is beautiful but she feels lonely and unwell. She eats her lunch on her own in a little clearing away from the others.</p>	<p>English Learning challenge: To understand the emotion of a character</p> <p>Remember to -Explain how the different colour crayons felt and why they may have felt this way -Read the clues given from the letters and work out which crayon is feeling which emotion.</p> <p>Task Reread the story from the beginning to the end. Click on the resource entitled English the day the crayons quit story.</p> <p>Today we are going to explore the emotions that each of the crayons express in their letters. Can you match the emotion to the correct crayon?</p> <p>Key Questions for discussion: Which crayon was tired? How do you know? Which crayon was frustrated? Where in the letter does it tell us he was frustrated? Which crayon was embarrassed? Why was he embarrassed?</p> <p>What words or other features in the letter tell them this is how the crayon is feeling? What other 'emotion words' can they come up with to describe how the crayons are feeling?</p> <p>Click on the powerpoint entitled 'English Friday 5th March 2021 slides'. Click on the resource 'English Friday activity who am I'.</p> <p>Task Read the letters carefully and then read the 'who am I' clue cards- can you match the statements to the correct crayon? Colour in the crayon that colour</p>	<p>Break</p>	<p>Check-in 2: Mid-morning check-in and to explain the next part of the remote learning</p>	<p>Maths Choose your Challenge!</p> <p>Continuing to use all you have learnt over the last 3 weeks about shape, choose a few problems to solve from the PowerPoint.</p> <p>Remember to underline the important information, use jottings and objects if you can and solve one step at a time.</p> <p>Click on the link below to access the PowerPoint and resources for this lesson entitled 'Thursday and Friday Maths slides shape 3' and resources 'Maths Thursday or Friday Chain of changes pictures to cut' and 'Squared paper Maths Thursday or Friday'</p> 	<p>Break</p>	<p>Grammar Learning Challenge: To understand how to use commas.</p> <p>Success criteria -To understand when a comma is used. -To know that commas separate up more than one thing in a list. -To understand that the last part of the list needs to end in 'and' before listing the last item.</p> <p>Task Click on the powerpoint entitled 'Friday grammar- commas'. Follow the sequence of activities through on the slides.</p> <p>You can write your sentences using commas on '2write' on purple mash. This has been set as a '2do' for you. Please click on the "2do" tab in your Purple Mash account to access this. Save this in your work folder for your teacher.</p> <p>On the '2do tab' we have set a game called 'making lists'. Please have a go at adding the commas into the sentences on this game. Good Luck!</p>	<p>Lunch break</p>	<p>Art Learning challenge: To experiment with visual elements and use a variety of tools and techniques to layer and add texture.</p> <p>Success criteria; -Explore line shape, colour and pattern when creating the background in the style of Ted Harrison.</p> <p>-Make sensible choices about what colours to use and what to do next.</p> <p>-Discuss methods used by different artists and compare.</p> <p>Click on the link below to access the PowerPoint for this lesson entitled 'Friday Art Session 2 presentation Ted Harrison'</p> 	<p>FAMILY TIME! Feel good Friday</p> <p>Go to our Wellbeing and Nurture web page.</p> <p>Click on this link to access it and choose an activity that best supports your Friday afternoon.</p> <p>Have a wonderful weekend, love the Year 2 Team.</p>	<p>Check-in 3: Story time and thoughts of the day</p>
---	---	---	--	--	--------------	--	---	--------------	---	--------------------	---	--	--

