

WPUSD DASHBOARD

Website: caschooldashboard.org

December 2018



HOW RESULTS ARE DETERMINED

Year-to-year Change

Status	Levels	Declined Significantly	Declined	Maintained	Increased	Increased Significantly
	Very High	Yellow	Blue	Blue	Blue	Blue
	High	Orange	Yellow	Green	Green	Blue
	Median	Orange	Orange	Yellow	Green	Green
	Low	Red	Orange	Orange	Yellow	Yellow
	Very Low	Red	Red	Red	Orange	Yellow



FROM**TO**

Green

Same color rankings, but a different look:



Fall 2017

School Name	Suspension Rate	English Learner Progress	English Language Arts	Mathematics	Graduation Rate
Western Placer Unified					

Fall 2018

Chronic Absenteeism Blue	Suspension Rate Green	English Learner Progress No Performance Color	Graduation Rate Green
College/Career Orange	English Language Arts Green	Mathematics Green	Basics: Teachers, Instructional Materials, Facilities STANDARD MET
Implementation of Academic Standards STANDARD MET	Parent Engagement STANDARD MET	Local Climate Survey STANDARD MET	Access to a Broad Course of Study STANDARD MET



CHRONIC ABSENTEEISM

WPUSD

LEARN MORE
Chronic Absenteeism


All Students State



Blue

0.2% chronically absent

Declined -7.3% ⓪



View More Details →

LEARN MORE
Chronic Absenteeism

All Students State



Yellow

9% chronically absent

Maintained 0.3%



View More Details →

Calif.

SUSPENSION RATE

LEARN MORE
Suspension Rate

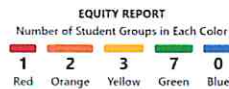
All Students State



Green

2.5% suspended at least once

Declined -0.5% ⓪



View More Details →

LEARN MORE
Suspension Rate

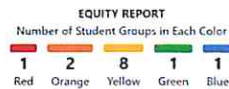
All Students State



Yellow

3.5% suspended at least once

Maintained -0.1%



View More Details →

GRADUATION RATE

[LEARN MORE](#)
Graduation Rate

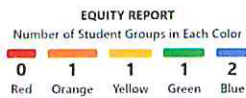
[All Students](#) [State](#)



Green

90.7% graduated

Increased 3.3% Ⓞ



[View More Details](#) →

[LEARN MORE](#)
Graduation Rate

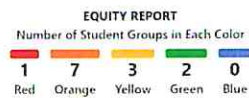
[All Students](#) [State](#)



Yellow

83.5% graduated

Maintained -0.7%



[View More Details](#) →



ACADEMIC INDICATORS: ELA

[LEARN MORE](#)
English Language Arts

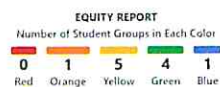
[All Students](#) [State](#)



Green

17.6 points above standard

Increased 6 Points Ⓞ



[View More Details](#) →

[LEARN MORE](#)
English Language Arts

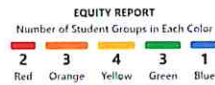
[All Students](#) [State](#)



Orange

6 points below standard


Maintained 2.2 Points



[View More Details](#) →



ACADEMIC INDICATORS: MATH



COLLEGE & CAREER INDICATOR

Main Measure:

- Standard Met/Exceeded on 11th grade SBAC in ELA and Math

Additional Measures:

- A-G completion
- CTE Pathway completion
- Seal of Biliteracy recipients
- Dual enrollment (community college)



ENGLISH LEARNER PROGRESS INDICATOR

No color this year or next.

First year of ELPAC data this year.

Measures English Learners' performance on the ELPAC test.

LEARN MORE English Learner Progress

All Students State

English Language Proficiency Assessments for California Results


Number of Students: 567



LEARN MORE English Learner Progress

All Students State

English Language Proficiency Assessments for California Results



[View More Details](#)



STUDENT GROUP REPORT

Student Group	Chronic Absenteeism	Suspension Rate	Graduation Rate	College/Career	English Language Arts	Mathematics
All Students	Blue	Green	Green	Orange	Green	Green
English Learners	Blue	Green	Yellow	Orange	Yellow	Orange
Foster Youth	Blue	Yellow	None	None	None	None
Homeless	Blue	Red	None	None	Orange	Orange
Socioeconomically Disadvantaged	Blue	Green	Blue	Orange	Yellow	Yellow
Students with Disabilities	Blue	Green	Green	Yellow	Yellow	Yellow
African American	Blue	Orange	None	None	Green	Yellow
American Indian or Alaska Native	Blue	Green	None	None	Green	Green
Asian	Blue	Yellow	None	None	Blue	Green
Filipino	Blue	Yellow	None	None	Green	Green
Hispanic	Blue	Green	Orange	Orange	Yellow	Yellow
Native Hawaiian or Pacific Islander	Blue	Orange	None	None	Yellow	Green
White	Blue	Green	Blue	Orange	Green	Green
Two or More Races	Blue	Green	None	None	None	None


DISTRICT/CHARTER COMPARISON REPORT

DISTRICT COMPARISON REPORT	Chronic Absenteeism	Suspension Rate	Graduation Rate	College & Career Indicator	ELA Performance	Math Performance
<i>K-12 Districts/Schools</i>						
Western Placer Unified						
Rocklin Unified						
Tahoe-Truckee						
John Adams						
Horizon Charter						
Partnerships for Student-Centered Learning						
Western Sierra Collegiate Academy						
<i>K-8 Districts/Schools</i>						
Roseville City						
Dry Creek						
Loomis Union						
Auburn Union						
Rocklin Academy						
<i>9-12 Districts/Schools</i>						
Roseville Joint Unified						
Placer Union						



TABLERO WPUUSD

Diciembre 2018



Sitio Web: caschooldashboard.org

CÓMO SE DETERMINAN LOS RESULTADOS

Cambio de Año a Año

Niveles	Declinó/Bajo Significativamente	Declinó/Bajo	Se Mantuvo	Aumentó	Aumentó Significativamente
Levels	Declined Significantly	Declined	Maintained	Increased	Increased Significantly
Very High	Yellow	Blue	Blue	Blue	Blue
High	Orange	Yellow	Green	Green	Blue
Median	Orange	Orange	Yellow	Green	Green
Low	Red	Orange	Orange	Yellow	Yellow
Very Low	Red	Red	Red	Orange	Yellow

Niveles : Very High = Muy Alto High = Alto Mediano = Mediano Low = Bajo Very Low = Muy Bajo

DE ESTO

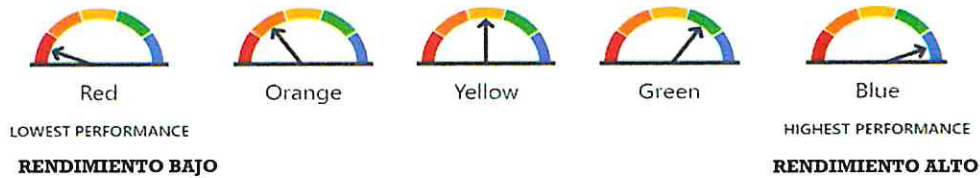


A ESTO



Green

Las mismas clasificaciones de colores, pero con una vista diferente:



Otoño 2017

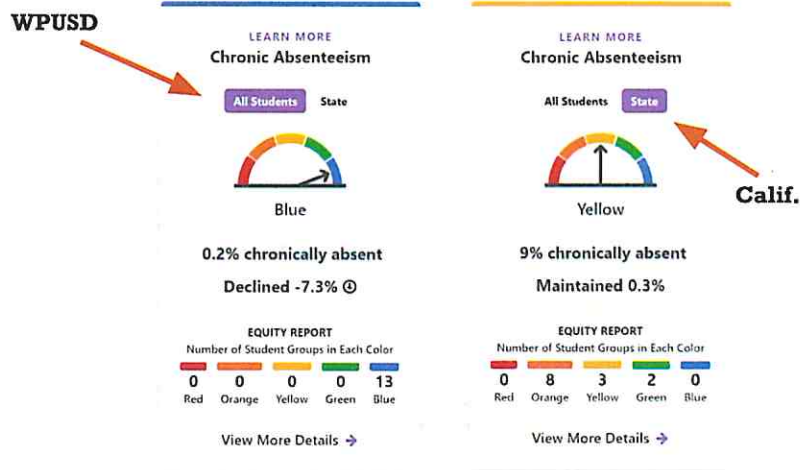
School Name ^	Suspension Rate ^	English Learner Progress ^	English Language Arts ^	Mathematics ^	Graduation Rate ^
<u>Western Placer Unified</u>					

Otoño 2018

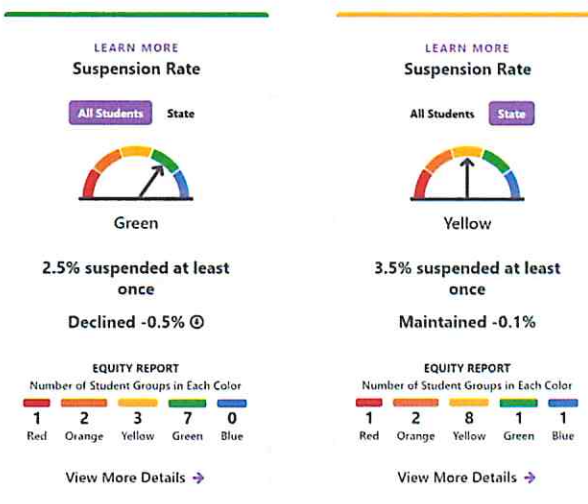
<p>Chronic Absenteeism</p> <p>Blue</p>	<p>Suspension Rate</p> <p>Green</p>	<p>English Learner Progress</p> <p>No Performance Color</p>	<p>Graduation Rate</p> <p>Green</p>
<p>College/Career</p> <p>Orange</p>	<p>English Language Arts</p> <p>Green</p>	<p>Mathematics</p> <p>Green</p>	<p>Basics: Teachers, Instructional Materials, Facilities</p> <p>STANDARD MET</p>
<p>Implementation of Academic Standards</p> <p>STANDARD MET</p>	<p>Parent Engagement</p> <p>STANDARD MET</p>	<p>Local Climate Survey</p> <p>STANDARD MET</p>	<p>Access to a Broad Course of Study</p> <p>STANDARD MET</p>



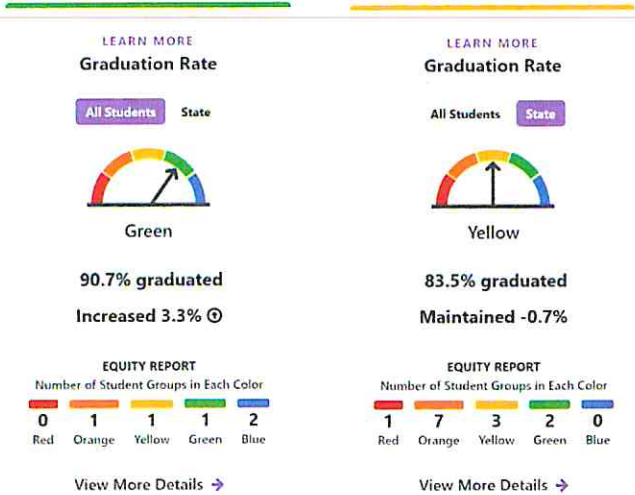
ABSENTISMO CRONICO




TASA DE SUSPENSIÓN



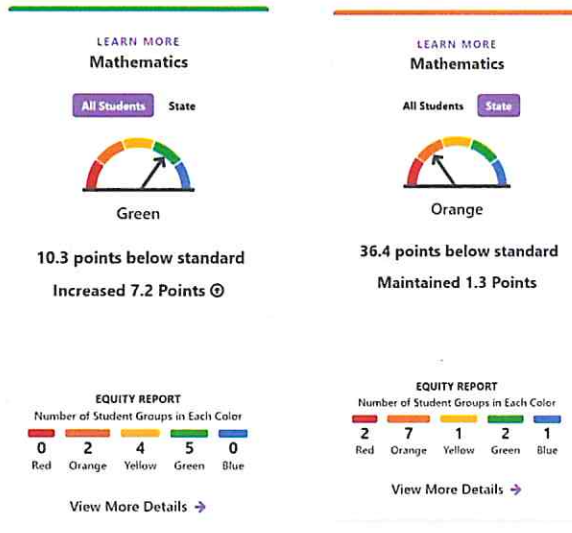
TASA DE GRADUACIÓN



INDICADORES ACADÉMICOS: ELA = ARTES DEL LENGUAJE INGLÉS



INDICADORES ACADÉMICOS: MATEMÁTICAS



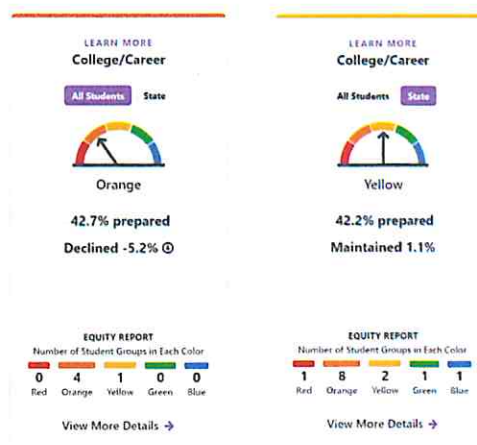
INDICADOR DE CARRERA Y COLEGIO

Medida Principal:

Estándar Alcanzado / Superado en SBAC
de 11 ° grado en ELA y Matemáticas

Medidas Adicionales:

- Cumplimiento A-G
- Cumplimiento de CTE Pathway
(CTE Pathway=Camino a una Carrera ó Educación Técnica)
- Sello de los recipientes de bilingüismo
- Doble matrícula (colegio comunitario)




INDICADOR DEL PROGRESO DE ESTUDIANTES APRENDICES DE INGLÉS

No hay color este año o el próximo.

Primer año de datos ELPAC de este año.

Mide el desempeño de los estudiantes aprendices de inglés en la prueba ELPAC



INFORME DE GRUPO DE ESTUDIANTES

Student Group	Chronic Absenteeism	Suspension Rate	Graduation Rate	College/Career	English Language Arts	Mathematics
All Students	Blue	Green	Green	Orange	Green	Green
English Learners	Blue	Green	Yellow	Orange	Yellow	Orange
Foster Youth	Blue	Yellow	None	None	None	None
Homeless	Blue	Red	None	None	Orange	Orange
Socioeconomically Disadvantaged	Blue	Green	Blue	Orange	Yellow	Yellow
Students with Disabilities	Blue	Green	Green	Yellow	Yellow	Yellow
African American	Blue	Orange	None	None	Green	Yellow
American Indian or Alaska Native	Blue	Green	None	None	Green	Green
Asian	Blue	Yellow	None	None	Blue	Green
Filipino	Blue	Yellow	None	None	Green	Green
Hispanic	Blue	Green	Orange	Orange	Yellow	Yellow
Native Hawaiian or Pacific Islander	Blue	Orange	None	None	Yellow	Green
White	Blue	Green	Blue	Orange	Green	Green
Two or More Races	Blue	Green	None	None	None	None

INFORME DE COMPARACIÓN DEL DISTRITO / ESCUELAS AUTÓNOMAS (CHARTER)

DISTRICT COMPARISON REPORT	Chronic Absenteeism	Suspension Rate	Graduation Rate	College & Career Indicator	ELA Performance	Math Performance
<i>K-12 Districts/Schools</i>						
Western Placer Unified						
Rocklin Unified						
Tahoe-Truckee						
John Adams						
Horizon Charter						
Partnerships for Student-Centered Learning						
Western Sierra Collegiate Academy						
<i>K-8 Districts/Schools</i>						
Roseville City						
Dry Creek						
Loomis Union						
Auburn Union						
Rocklin Academy						
<i>9-12 Districts/Schools</i>						
Roseville Joint Unified						
Placer Union						



