



# Advanced Math and Science Academy Charter School

Staff Survey  
Spring 2020



Report created by  
Panorama Education



## Summary

Topic Description	Results
<b>Amsa leadership</b>	<b>81%</b>
<b>Collaboration with Distance Learning</b>	<b>51%</b>
<b>Morale</b>	<b>56%</b>
<b>School Climate</b> Teachers' perceptions of the overall school climate.	<b>79%</b>
<b>Teaching Efficacy</b> Teachers' perceptions of their professional strengths and areas for growth.	<b>76%</b>
<b>Well-Being and SEL</b>	<b>66%</b>

75 responses



## Amsa leadership

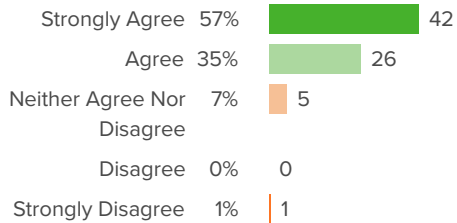
Your average

# 81%

75 responses

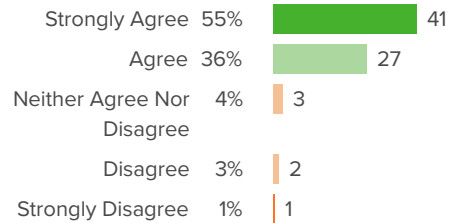
### How did people respond?

#### Q.1: The tone that the administrators set for the culture of AMSA is positive.



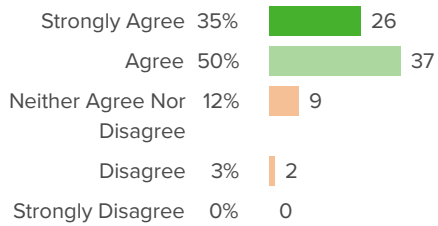
Favorable: **92%**

#### Q.2: Teacher satisfaction is important to the administration.



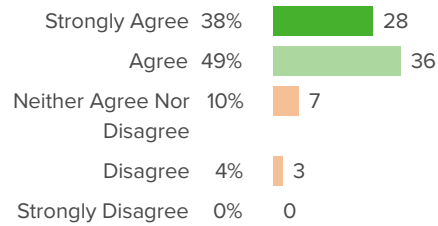
Favorable: **92%**

#### Q.3: The administrators are responsive to your concerns.



Favorable: **85%**

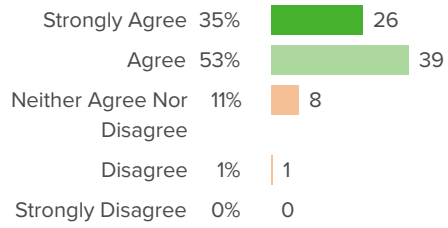
#### Q.4: Teachers are afforded the opportunity to provide input into important decisions.



Favorable: **86%**

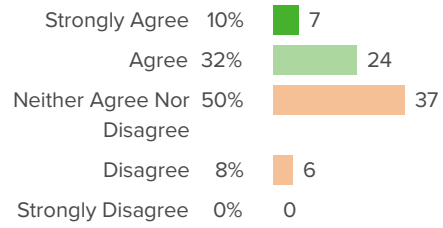


**Q.5: The administration communicates the rationale for important decisions.**



Favorable: **88%**

**Q.6: The Board of Trustees is dealing with the most important issues to govern and improve the school.**



Favorable: **42%**



# Collaboration with Distance Learning

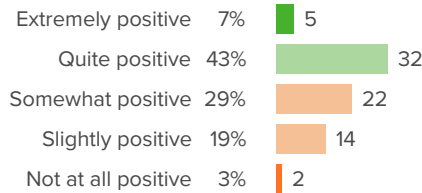
Your average

# 51%

75 responses

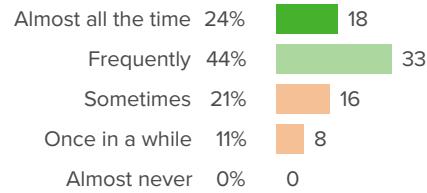
## How did people respond?

### Q.1: In the past week, how positive have the attitudes of your colleagues been?



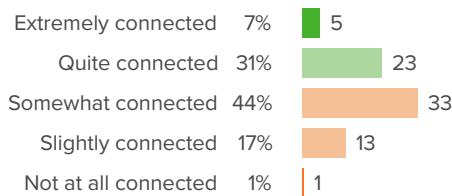
Favorable: **49%**

### Q.2: In the past week, how often have you interacted with colleagues through telecommunication (phone call, email, social media, video meeting, etc)?



Favorable: **68%**

### Q.3: In this moment, how connected do you feel to your colleagues?



Favorable: **37%**



# Morale

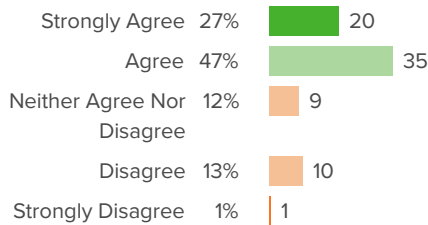
Your average

**56%**

75 responses

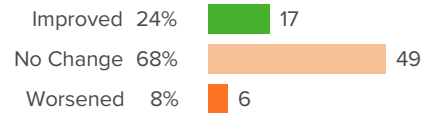
## How did people respond?

### Q.1: I feel safe to speak out.



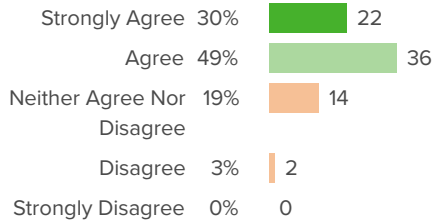
Favorable: **73%**

### Q.2: I feel safe to speak out. How much has that changed over the past 12 months?



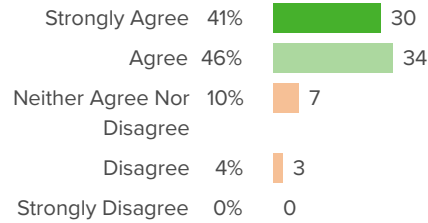
Favorable: **24%**

### Q.3: The administration creates an environment of trust.



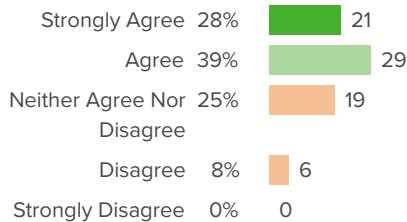
Favorable: **78%**

### Q.4: The administration treats the employees with fairness and respect.



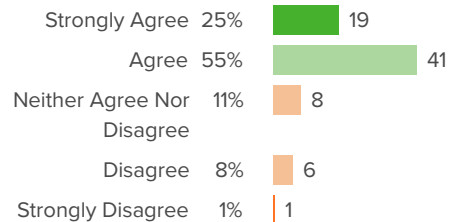
Favorable: **86%**

### Q.5: AMSA's yearly goals and objectives are clear.



Favorable: **67%**

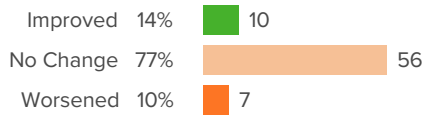
### Q.6: I have the resources to do my job well.



Favorable: **80%**

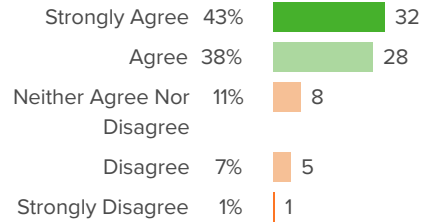


**Q.7: I have the resources to do my job well. How much has that changed over the past 12 months?**



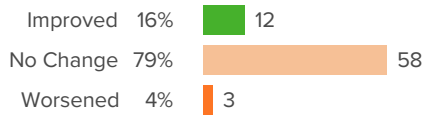
Favorable: **14%**

**Q.8: My department operates effectively.**



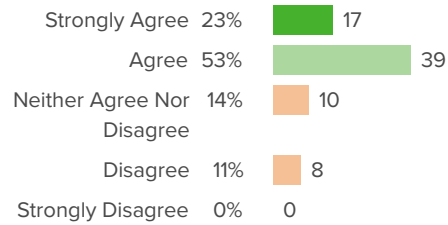
Favorable: **81%**

**Q.9: My department operates effectively. How much has that changed over the past 12 months?**



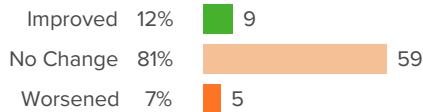
Favorable: **16%**

**Q.10: The faculty has the right skills and competencies to achieve AMSA's mission.**



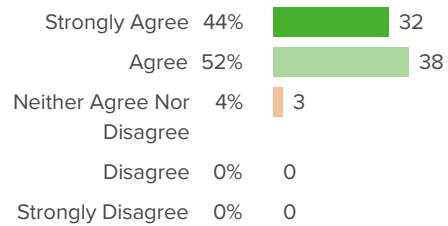
Favorable: **76%**

**Q.11: The faculty has the right skills and competencies to achieve AMSA's mission. How much has that changed over the past 12 months?**



Favorable: **12%**

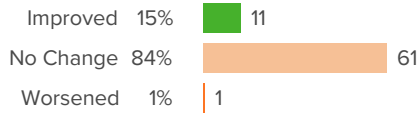
**Q.12: The administration supports my development and my skill improvement.**



Favorable: **96%**

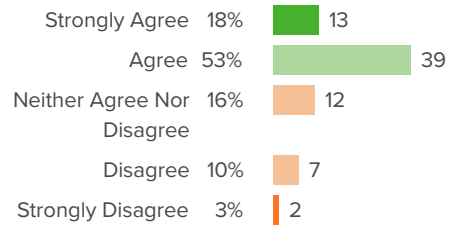


**Q.13: The administration supports my development and my skill improvement. How much has that changed over the past 12 months?**



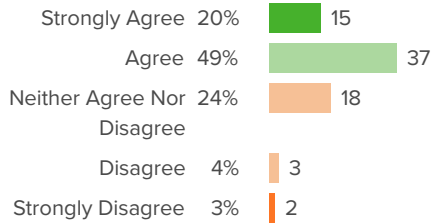
Favorable: **15%**

**Q.14: Clear processes and procedures have been established.**



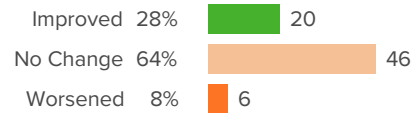
Favorable: **71%**

**Q.15: The faculty has a good balance between their personal and professional life.**



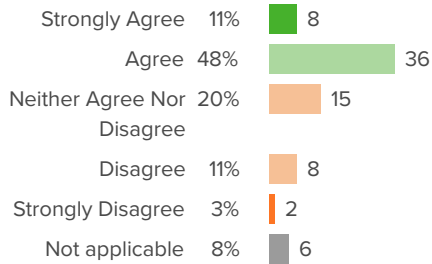
Favorable: **69%**

**Q.16: The faculty has a good balance between their personal and professional life. How much has that changed over the past 12 months?**



Favorable: **28%**

**Q.17: I am satisfied with the responsiveness of parents regarding communications about their students.**



Favorable: **64%**





# School Climate

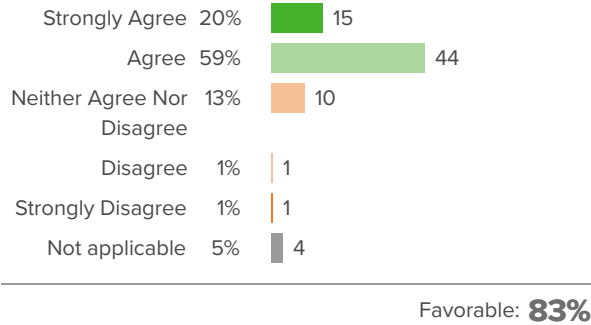
Your average

# 79%

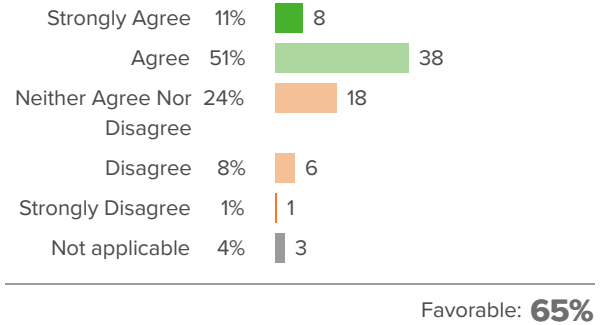
75 responses

## How did people respond?

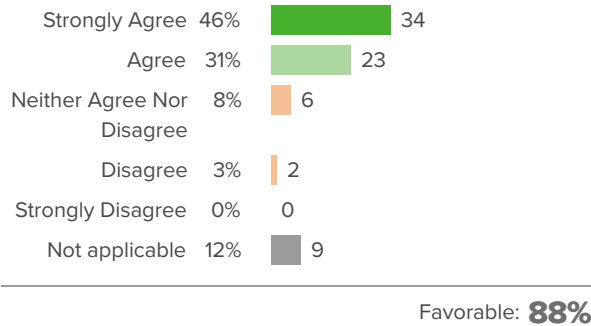
### Q.1: Students are willing to help each other.



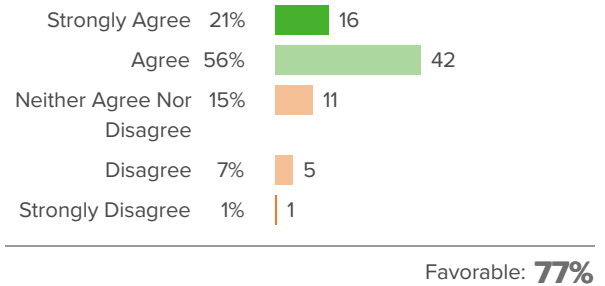
### Q.2: Students are excited about learning.



### Q.3: My department is supportive of trying new teaching techniques.

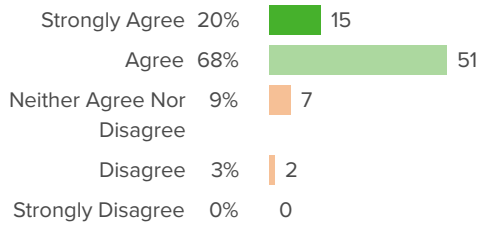


### Q.4: The relationships between teachers at AMSA are respectful.



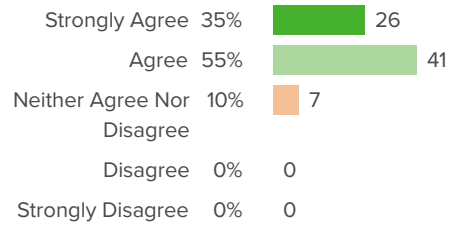


**Q.5: The relationships between teachers and students are respectful.**



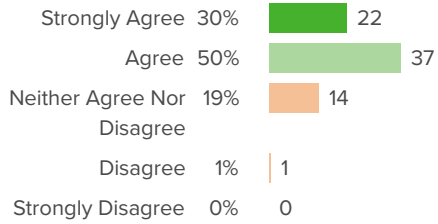
Favorable: **88%**

**Q.6: The relationships between teachers and administrators are respectful.**



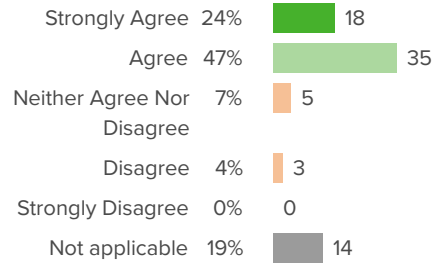
Favorable: **91%**

**Q.7: The relationships between students and administrators are respectful.**



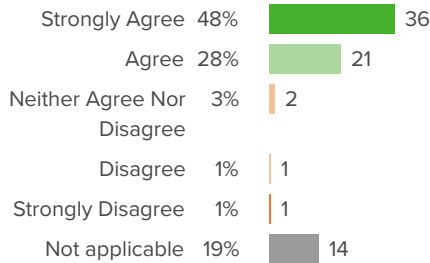
Favorable: **80%**

**Q.8: My teaching schedule is manageable.**



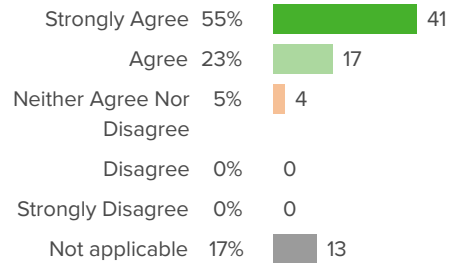
Favorable: **87%**

**Q.9: I feel comfortable with the level of courses that I have been asked to teach.**



Favorable: **93%**

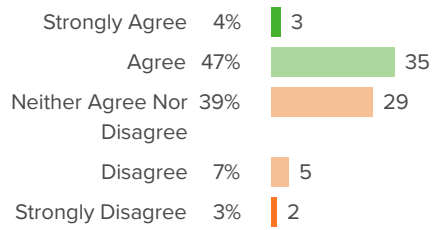
**Q.10: I feel comfortable with the subject matter of courses that I have been asked to teach.**



Favorable: **94%**

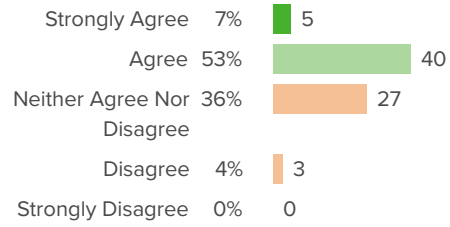


**Q.11: Students behave in ways that show respect for one another's diverse backgrounds.**



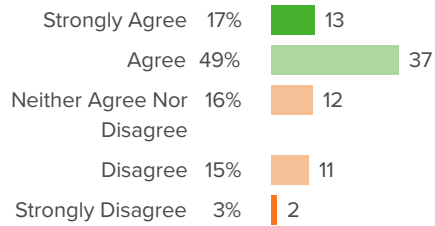
Favorable: **51%**

**Q.12: Students and faculty trust each other.**



Favorable: **60%**

**Q.13: AMSA enables children of all backgrounds and abilities to excel in all subjects at an advanced level.**



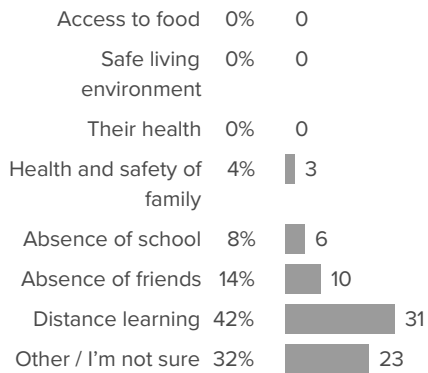
Favorable: **67%**



# Student Support

How did people respond? \_\_\_\_\_

**Q.1: In the past week, which of these topics have you heard your students talk about the most?**





# Teaching Efficacy

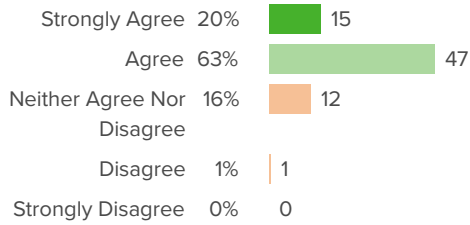
Your average

# 76%

75 responses

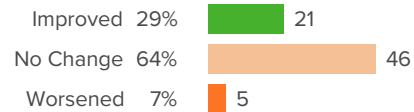
## How did people respond?

### Q.1: School administrators and faculty trust one another.



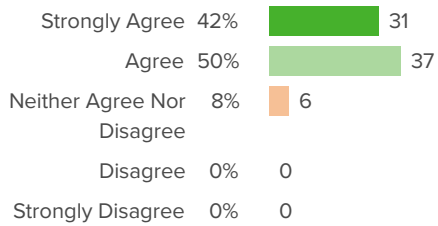
Favorable: **83%**

### Q.2: Consider the level of trust between the school administrators and faculty. How much has that changed over the past 12 months?



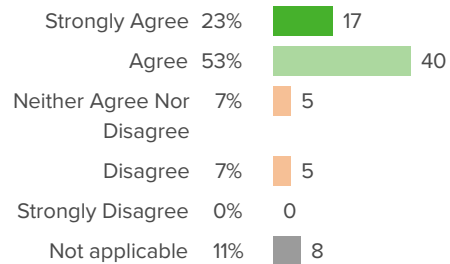
Favorable: **29%**

### Q.3: Our administrators care about me as an individual.



Favorable: **92%**

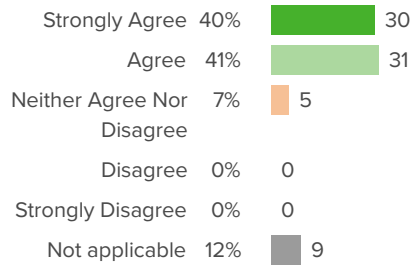
### Q.4: I am equipped with the knowledge to address the needs of the most challenging students.



Favorable: **85%**

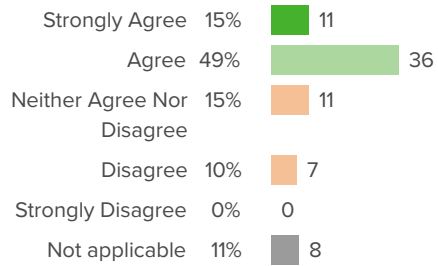


**Q.5: I am equipped with the knowledge to address the needs of the most advanced students.**



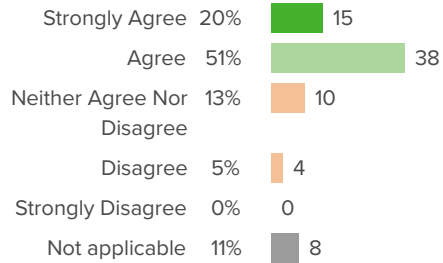
Favorable: **92%**

**Q.6: I am equipped with the knowledge to address the needs of non-motivated students.**



Favorable: **72%**

**Q.7: I am equipped with the knowledge to address the needs of students with special needs.**



Favorable: **79%**



# Well-Being and SEL

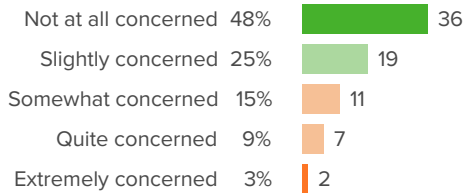
Your average

**66%**

75 responses

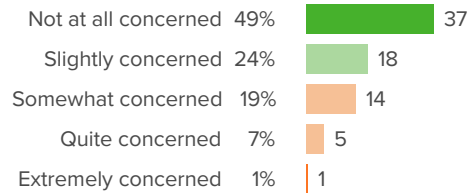
## How did people respond?

### Q.1: How concerned are you about your social emotional well-being?



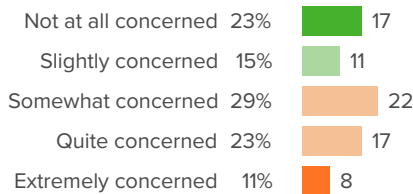
Favorable: **73%**

### Q.2: How concerned are you about your physical well-being?



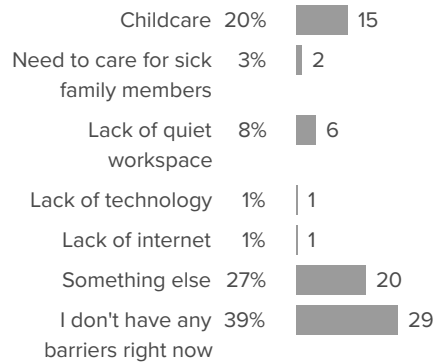
Favorable: **73%**

### Q.3: How concerned are you about supporting people in your life (children, other family members, friends, loved ones)?



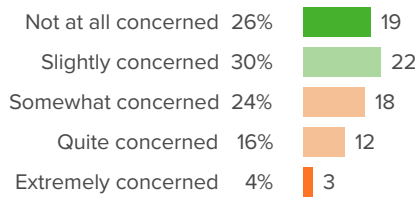
Favorable: **37%**

### Q.4: What is your biggest barrier in effectively working from home?





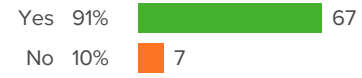
**Q.5: To what extent are you concerned about job security?**



---

Favorable: **55%**

**Q.6: Do you have someone at your school, or another educator outside your school, who you can count on to help you, no matter what?**



---

Favorable: **91%**