













		9.30 – 9.45			11.00 – 11.15					2.40 – 2.55
M	<p>Morning physical activity - http://jumpstartionny.co.uk/</p>	<p>Check-in 1: Welcome and introduction to the first part of the days remote learning. Staff will explain the phonics and English learning to the children.</p>	<p>Phonics – introducing CVCC words (4 letter words) Learning challenge – to be able to build, read and write CVCC words.</p> <p>If you are able to watch the video 'T4 – WK1 Monday Phonics word building'. This video will give an introduction on how we teach how to read CVCC words.</p> <p>Using letter cards if you have them available at home or write individual letters on small square pieces of paper/post-its, build the following words: best, desk, help, kept, left</p> <p>Remember:</p> <ul style="list-style-type: none"> • Hold your pencil correctly. • Form your letters correctly – making sure you start and finish in the correct place. • Say the words slowly to hear all the sounds in the CVCC words. 	<p>English – Doctors Learning challenge – to understand what Doctors do and how they help people.</p> <p>Before you start, have a think about what you already know about Doctors and what they do. Then have a look at the PowerPoint 'T4 – Week 2 Monday Doctors'. Talk through the slides and find out more information about Doctors.</p> <p>Can you make an information poster all about Doctors and what they do?</p> <p>You will need to include a title, a picture and some facts that you know about Doctors.</p>  <p>Remember:</p> <ul style="list-style-type: none"> • Think about what you want to write down first. • Hold your sentence and write one word at a time. • Write the sounds that you can hear. • Draw your pictures to support your writing. 	<p>Break</p> <p>Check-in 2: Mid-morning check-in and to explain the next part of the remote learning</p>	<p>Maths – Doubling Learning challenge – to understand that doubling means adding 2 numbers that are the same.</p> <p>This week we are going to be learning how to double numbers. Today we are going to have a go at doubling using objects to help us. When we are doubling we need to add two numbers that are the same and find the total. If you can watch the video T4 – Week 2 Monday doubling. Get someone to tell you a number between 1 and 5 (10 for a challenge) and carefully count that amount of objects. Now count that same number of objects again so you have 2 groups. Now carefully count how many you have altogether. You have had a go at doubling! See if you can have a go with three different numbers.</p>  <p>Remember:</p> <ul style="list-style-type: none"> - Make sure you count each group of objects carefully making sure that each group has the same - Remember to count the total so that you know what double the number was 	<p>Reading</p> <p>Reading via Bug Club or your allocated reading book(s).</p>  <p>Click here for Bug Club Login</p> <p>Break</p>	<p>Lunch break</p> <p>Let's celebrate reading! Learning challenges – to be able to articulate, draw and write what our story/theme might be to celebrate our love for reading this week.</p> <p>On Thursday 4th March we will be celebrating World Book day! To celebrate our love for reading we will be focusing on completing activities based around our theme/story in our 'Let's celebrate reading' activities every afternoon this week.</p> <p>EXPERT READERS! Your first task is... If you are able to have a look at the PowerPoint 'T4 – Week 2 Monday lets celebrate reading'.</p> <p>Have a look at the clues, what do you think our story might be about? What do you think will happen? Have you read this story before?</p> <p>Can you draw a picture of your predictions? Remember to label your drawings and write your ideas!</p>  	<p>PE – Learning challenge – ball skills and exploring movements.</p> <p>Task: I can roll a large ball against the wall or to a partner and collect the rebound effectively.</p>  <p>Challenge: I can roll a small ball against the wall or to a partner and collect the rebound effectively.</p> <p>Story Time Please share one of your favourite books with an adult, or visit https://www.bbc.co.uk/iplayer/episodes/b00jdlm2/cbeebies-bedtime-stories and choose a story you have not heard before.</p> 	<p>Check-in 3: Story time and thoughts of the day</p>

T	<p>Morning physical activity - http://lumpstartionmy.co.uk/</p>	<p>Welcome and introduction to the first part of the day's remote learning. Staff will explain the phonics and English learning to the children.</p>	<p>Phonics – word building CVCC words Learning challenge – to be able to build, read and write CVCC words independently.</p> <p>Ask a grown up to say the word from the list below. Have a go at building the word using letter cards you have available or letters written on square pieces of paper, reading the word and writing the word.</p> <p>Words to build, read and write: nest, film, gift, list, wind, bump.</p> <p>Remember:</p> <ul style="list-style-type: none"> • Hold your pencil correctly. • Form your letters correctly – making sure you start and finish in the correct place. • Say the words slowly to hear all the sounds in the CVCC words. <p>Challenge:</p> <ul style="list-style-type: none"> • Can you challenge yourself to write a sentence with the words you have built? 	<p>English – Nurses Learning challenge – to understand what Nurses do and how they help people.</p> <p>Before you start, have a think about what you already know about Nurses and what they do. Then have a look at the PowerPoint 'T4 – Week 2 Tuesday Nurses'. Talk through the slides and find out more information about Nurses.</p> <p>Can you make in information poster all about Nurses and what they do?</p> <p>You will need to include a title, a picture and some facts that you know about Nurses.</p>  <p>Remember:</p> <ul style="list-style-type: none"> • Think about what you want to write down first. • Hold your sentence and write one word at a time. • Write the sounds that you can hear. • Draw your pictures to support your writing. 	<p>Break</p> <p>Check-in 2: Mid-morning check-in and to explain the next part of the remote learning</p>	<p>Maths – doubling Learning challenge – to understand that doubling means adding 2 numbers that are the same.</p> <p>Yesterday we had a go at doubling for the first time, and we are going to keep practicing today. You will need a dice, if you do not have a dice you could have a go at making your own. Roll the dice and count the number that you have landed on. Have a think about what you would need to do to double that number? If you need to, have a go at counting a group of objects to represent your number on the dice and then count another group that is the same. How many do you have altogether? What is double your number?</p>  <p>Remember:</p> <ul style="list-style-type: none"> - Doubling means adding two numbers that are the same. - Remember to count how many you have altogether to work out what double your number is. 	<p>Reading</p> <p>Reading via Bug Club or your allocated reading book(s).</p>  <p>Click here for Bug Club Login</p> <p>Break</p>	<p>Let's celebrate reading! Learning challenges – draw a story map of the different parts of the story, can you have a go at labelling or writing what happened in each part of the story.</p> <p>If you are able to watch the video 'T4 – WK2 Tuesday we're going on a bear hunt'. Enjoy the story of 'We're going on a bear hunt'.</p> <p>Once you have watched the video of the story – can you draw a story map to retell the story including the different adventures they had to go through to find the bear.</p> <p>Remember:</p> <ul style="list-style-type: none"> - To label your drawings or even challenge yourself to write a sentence about what is happening. - You can use any materials you have available to create your story map, have a look at an example of a story map below. 	<p>PE – Learning challenge – ball skills and exploring movements.</p> <p>Task: I can throw a large ball against the wall, let it bounce back once and catch it again with two hands.</p>  <p>Challenge: I can throw a small ball against the wall, let it bounce back once and catch it again with two hands.</p> <p>Story Time Please share one of your favourite books with an adult, or visit https://www.bbc.co.uk/iplayer/episodes/b00jdlm2/cbeebies-bedtime-stories and choose a story you have not heard before.</p>	<p>Check-in 3: Story time and thoughts of the day</p>
---	--	--	---	--	--	--	--	---	--	---

Check-in 1:

Welcome and introduction to the first part of the day's remote learning. Staff will explain the phonics and English learning to the children.

Phonics – sound swap

Learning challenge:
To be able to identify which sound needs swapping to create a new word.

Using letters cards you have available or letters written on square bits of paper/post-its. Build the word and think about what sound needs swapping to make the next word.

ant > and > sand >
band > bond > pond >
fond

Remember:

- To say the words slowly to hear which sound needs to be swapped to make the new word.

Break

English – Paramedics

Learning challenge – to understand what Paramedics do and how they help us.

Before you start, have a think about what you already know about Nurses and what they do. Then have a look at the PowerPoint '[T4 – Week 2 Wednesday Paramedics](#)'. Talk through the slides and find out more information about Paramedics.

Can you make an information poster all about Paramedics and what they do?

You will need to include a title, a picture and some facts that you know about Paramedics.

**Remember:**

- Think about what you want to write down first.
- Hold your sentence and write one word at a time.
- Write the sounds that you can hear.
- Draw your pictures to support your writing.

Break


Check-in 2:

Mid-morning check-in and to explain the next part of the remote learning

Maths – drawing and doubling

Learning challenge – to understand that doubling means adding 2 numbers that are the same and using drawings to represent this.

Today we are going to have a recording our doubling by drawing what we are doing. If you can watch the video. Get someone to tell you a number between 1 and 10 and have a go at drawing the correct amount. Then draw the same amount again. Count the total to find out what double the number will be. Have a go with at least 3 different numbers. When you have counted the total have a go at saying the 'doubles sentence' to match your number. For example double 2 is 4, double 5 is 10.

**Remember:**

- Doubling means adding 2 numbers that are the same
- Remember to count how many you have altogether to work out double the number.

Break

Reading

Reading via Bug Club or your allocated reading book(s).



[Click here for Bug Club Login](#)

Lunch break

Let's celebrate reading!

Learning challenge – to design and create your own costume prompts to dress up to celebrate World Book Day tomorrow.

Tomorrow we will be celebrating World Book Day by either dressing up as our favourite book character, dressing up to go on a bear hunt or dressing up as a bear.

Use any materials you have available in your house to create an addition to your outfit for World Book Day – it could be binoculars, map, and telescope, bear ears, a hat... it can be anything you like!

**Remember:**

- We are encouraging all children with the support of adults to create homemade costumes for World Book Day – ideas of homemade costumes can be found on

PE – Learning challenge – Workout Wednesday!**Task:**

Have another go at the Workout Wednesday challenge. Can you beat your own personal best score from this morning?





Can you beat the teacher?


Story Time

Please share one of your favourite books with an adult, or visit <https://www.bbc.co.uk/iplayer/episodes/b00jdlm2/cbeebies-bedtime-stories> and choose a story you have not heard before.

Check-in 3:

Story time and thoughts of the day

TH	<p style="text-align: center;">Morning physical activity - http://jumpstartjonny.co.uk/</p>	<p style="text-align: center;">Check-in 1:</p> <p>Welcome and introduction to the first part of the days remote learning. Staff will explain the phonics and English learning to the children.</p> <p>WORLD BOOK DAY! Phonics – dictation Learning challenge – to be able to hear the sounds in words and write these words.</p> <p>If you are able to have a look at the powerpoint 'T4 – WK 2 Thursday phonics'. Click on the audio button to hear the word and have a go at writing these words down.</p> <p>Remember:</p> <ul style="list-style-type: none"> To say the word, to hear the sound to write the word. If you are finding it tricky – you can use a sound mat to help you know which sounds you need. <p>FYI There are additional World Book Day activities available in the additional resources section on our remote learning webpage.</p>	<p style="text-align: center;">WORLD BOOK DAY!</p>  <p>The World Book Day website are hosting a LIVE 'Share a story' event for the first time.</p> <p>Authors will be reading and sharing their stories for children to enjoy. The event will start at 10:30am and will last approximately 30 minutes. The event can be accessed on the World Book Day website event section - https://www.worldbookday.com/events/</p> <p>We hope you enjoy the Share a story LIVE session!</p> <p>If you are unable to join – you could always design your own bookmark for when you read a book at home. A template is available in our additional resources section on our remote learning webpage 'T4 – WK2 Thursday design your own bookmark'.</p>	<p style="text-align: center;">Break</p> <p style="text-align: center;">Check-in 2:</p> <p>Mid-morning check-in and to explain the next part of the remote learning</p>	<p style="text-align: center;">WORLD BOOK DAY!</p> <p>Calling all Reception authors! If you were to write your own version of the story, where would you go and what would you want to find?</p> <p>We're going on a....</p> <p>Think about what hunt you would like to go on, what animal/mythical creature would you like to find? E.g. we're going on a unicorn hunt, we're going on a kangaroo hunt, and we're going on a spiderman hunt...?</p> <p>Create your own front cover of a your own book, a front cover book design is available in the additional resources section on the remote learning website 'T4 WK2 Thursday front cover design' – remember to upload your ideas on purple mash, your Reception teacher would love to see them!</p>  	<p style="text-align: center;">Reading</p> <p>Reading via Bug Club or your allocated reading book(s).</p>  <p style="text-align: center;">Click here for Bug Club Login</p>	<p style="text-align: center;">WORLD BOOK DAY!</p> <p>Learning challenge: To recreate the story of 'We're going on a bear hunt' by creating a dance or acting out your favourite part of the story.</p> <p>Talk through and retell the story 'We're going on a bear hunt' and think about what actions/dance moves you could use to retell the story.</p> <p>You could add in your own sound effects by using objects or your voice to create sound effects for your story.</p> <p>Remember to record your dance/retelling of the story and upload this on purple mash – the Reception Teachers would love to see it!</p> 	<p style="text-align: center;">PE –</p> <p>Learning challenge: to follow the yoga moves to recreate the story of we're going on a bear hunt.</p> <p>If you are able to click on the link : https://www.youtube.com/watch?v=KAT5NIWHFIU&t=217s to retell the story of we're going on a bear hunt through yoga moves!</p>  <p style="text-align: center;">Story Time</p> <p>Please share one of your favourite books with an adult, or visit https://www.bbc.co.uk/iplayer/episodes/b00idlm2/cbeebies-bedtime-stories and choose a story you have not heard before.</p>	<p style="text-align: center;">Check-in 3:</p> <p>Story time and thoughts of the day</p>
----	---	--	---	---	---	---	---	---	---



Check-in 1:

Welcome and introduction to the first part of the day's remote learning. Staff will explain the phonics and English learning to the children.

Phonics

Learning challenge – to be able to say the word, hear the sounds and write the word.

If you are able to click on the link to play a Rocket rescue on phonics play: <https://www.phonicsplay.co.uk/resources/p/hase/2/rocket-rescue>
Select the phase 2 level.

Look at the picture and listen to the word. Write the word to build a rocket.

Use the following details to log onto the website:

username:
jan21

password:
home

**Remember:**

- To listen carefully to the word to hear all the sounds.
- Re-read the word to check you have included all the sounds you need to write the word.

Break**English – Hospitals**

Learning challenge – to understand the different things that can happen at a hospital and who works there.

Now that you have learnt about some of the different people who help us, we are going to think about where they might work.

Today we are going to be learning all about hospitals, what do you know already?

If you are able, please then look at the PowerPoint '[T4 – Week 2 Friday Hospitals](#)'.

**Remember:**

- Think about what you want to write down first.
- Hold your sentence and write one word at a time.
- Write the sounds that you can hear.
- Draw your pictures to support your writing.

Break**Check-in 2:**

Mid-morning check-in and to explain the next part of the remote learning

Maths – doubling and recording

Learning challenge - to understand that doubling means adding 2 numbers that are the same and recording them in a number sentence.

Now we are going to have a go at writing our doubling down so that we do not forget what we have done.

Choose a number between 1 and 10 that you want to double, you can still use drawings or objects to help you work out the answer. Count or draw your first group and then count or draw your next group. Count how many you have altogether. Now we are going to write that down.

- First write the number that you started with,
- We are adding two numbers together now you need your + sign,
- Next write down the number in your second group
- Finally put your = and write the answer
- E.g. $2+2 = 4$

**Remember:**

- Count the amount in your groups carefully
- Count your total carefully
- Make sure your numbers are the right way round.

Break**Reading**

Reading via Bug Club or your allocated reading book(s).



Bug Club

[Click here for Bug Club Login](#)

Lunch break**Feel Good Friday, Time to Shine & celebrate our love for reading!**

Spend some time together talking about all of the activities you have done during the week. What did you enjoy the most? What area do you want to get better at next week?

You might also want to celebrate our 'We're going on a bear hunt' theme this week by celebrating with a teddy bears picnic!



TIME TO SHINE – Please share your creations and activities via purple mash.



Please remember that you can follow us at : <https://twitter.com/PHInfants>
You can also follow our Reception Twitter page @PHIARception

Once you have done this, think of your own **Feel Good Friday** activity. This could be:

- Something creative
- Going on a walk
- Having a treat (snack)
- Watching a film / favourite show

If you want to then join us for a story at 2.40, we look forward to seeing you there☺.

Check-in 3:
Story time and thoughts of the day

