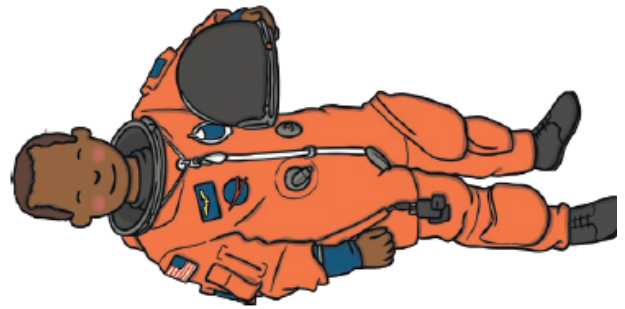
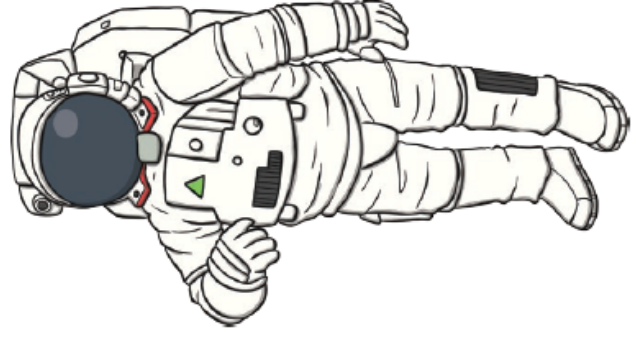


# What Does an Astronaut Need?



Monday—sorting activity



# Monday—sorting activity



© John M. Jones



© John M. Jones



© John M. Jones



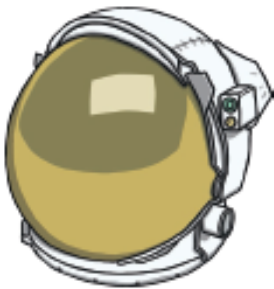
© John M. Jones



© John M. Jones



© John M. Jones



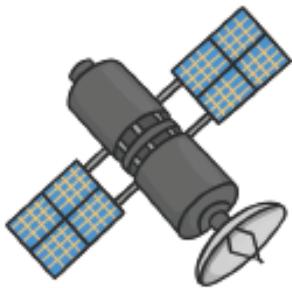
© John M. Jones



© John M. Jones



© John M. Jones



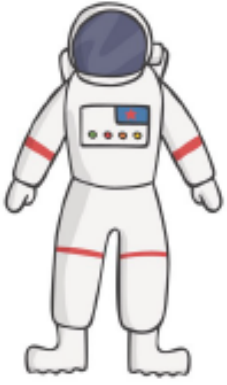
© John M. Jones




© John M. Jones




© John M. Jones



A large rectangular writing area defined by a thick black border. Inside the border, there are five horizontal lines for writing, spaced evenly apart.









# FOR PARENTS EYES



WORLD  
BOOK  
DAY

## CREATE

**Create a special space and time to read together.** Do this by:

- Finding a quiet, comfortable space in your home to share a book together;
- Picking a time when both you and your child can relax when sharing the book;
- Taking the time to talk about how the story or characters made you feel and what you liked or didn't like about the book.

## IMAGINE

**Imagine and recreate a scene from your favourite story.** Do this by:

- Discussing what you like about that moment in the story;
  - Discussing who and what you recall being in the scene;
  - Using household items to create a life-size version of the scene or character or draw, paint or create a collage of the scene or a character using old newspapers, magazines and unwanted material.
- Ideas to make a model of Elmer, linked to Elmer's Parade, one of the £1 books can be found at: [andersonpress.co.uk/upload/elmer25-parade-pack.pdf](http://andersonpress.co.uk/upload/elmer25-parade-pack.pdf)

## EXPLORE

**Explore your local library and look for books that connect with your child's interests.** Find your local library at [findalibrary.org](http://findalibrary.org). Use the core booklist online (see address in next column) to assist you with your book selection.

## DISCOVER

**Discover a new author through the £1.00 books available for FREE with your World Book Day book token.** See the full list here: [www.worldbookday.com/books](http://www.worldbookday.com/books)

## EXPERIENCE

**Experience how stories can be brought to life** by visiting some of these websites or places: [sevenstories.org.uk](http://sevenstories.org.uk), [discover.org.uk](http://discover.org.uk), [sfs.org.uk](http://sfs.org.uk), [storymuseum.org.uk](http://storymuseum.org.uk), [roald Dahl.com/museum](http://roald Dahl.com/museum)

- Storytelling sessions at your local library or bookshop.
- Experience a book setting for yourself by visiting the local woods, for example. What can you hear? How does it smell? What happens to the light as you move further into the woods? Who might live there? Can you create a home for a woodland character?

## SHARE

**Share your favourite childhood story with your child.** Ask other family members or friends what their favourite childhood stories were and start a family and friends collection of stories.

**When choosing books with your children, it is important to explore a range of reading materials.**


The books selected below offer the opportunity to share rhyme and poetry, traditional stories, classic fiction, new fiction and opportunities to discover non-fiction. There are of course a wider range; for example, comics and graphic novels, dual language texts, short stories, newspapers and on-screen texts.

These are just a starting point. Share your favourites on Twitter using

[@WorldBookDayUK](https://twitter.com/WorldBookDayUK) #thisisourbook #WorldBookDay

**FIVE BRILLIANT BOOKS TO SHARE WITH CHILDREN IN THE EARLY YEARS EYFS:**

- *All Join In!* by Quentin Blake (RED FOX)
- *The Tiger Skin Rug* by Gerald Rose (BLOOMSBURY)
- *Brown Bear, Brown Bear, What Do You See?* by Bill Martin Jr & Eric Carle (PUFFIN)
- *Max the Brave* by Ed Vere (PUFFIN)
- *I Love Bugs!* by Emma Dodd (ORCHARD)




Find more texts for your child at the CLPE Core Books Online Website: [corebooks.org.uk/](http://corebooks.org.uk/)

World book day ideas (all week)

# Label the Rocket Parts

Cut out the words and stick them in the right places. Colour in the rocket once finished.



wing	nose cone	window
jet	cockpit	

# Split-pin Astronaut

