



School Improvement Plan

Columbia Valley Gardens Elementary

2019-2020

Mission: The mission of the Longview School District is to ensure that every student learns the knowledge, skills, attitudes, and behaviors to become responsible citizens in a rapidly changing society.

CVG's Vision: We believe CVG is an educational community to which all adults and students belong. As a community, we work to respect, accept and celebrate each other's differences. All community members work to interact positively with each other and each strives to do their best.

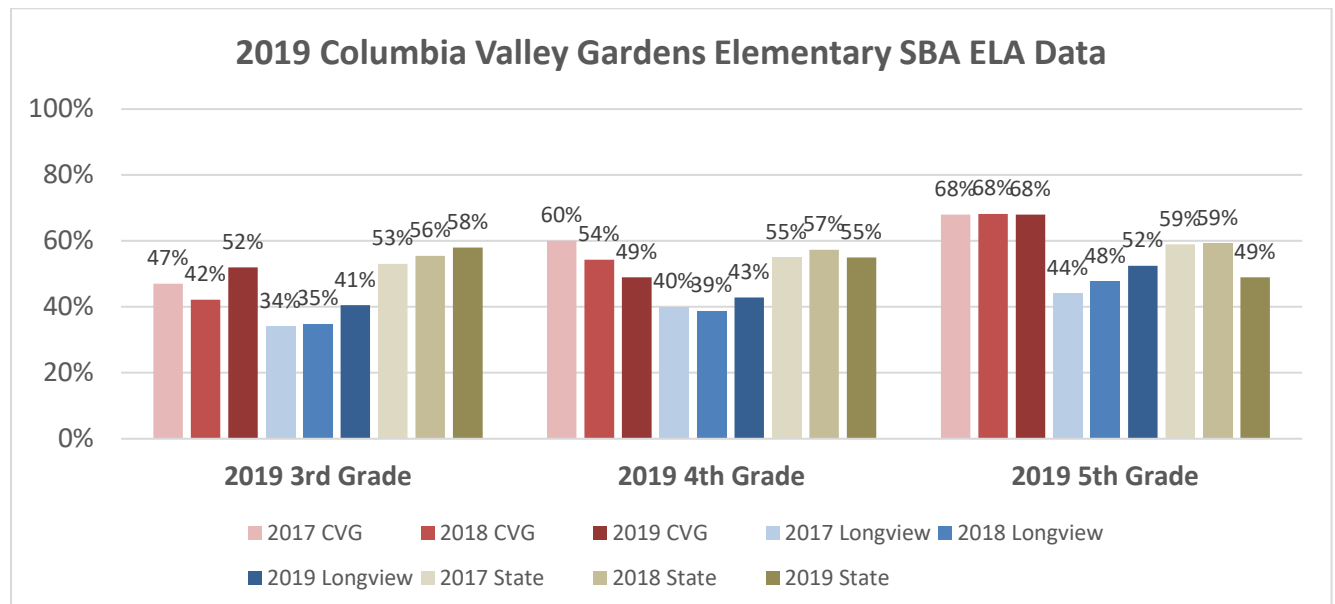
Aim: Longview Public Schools: The district of choice for families, educators and support staff.

Primary Goal: Increase Student Achievement

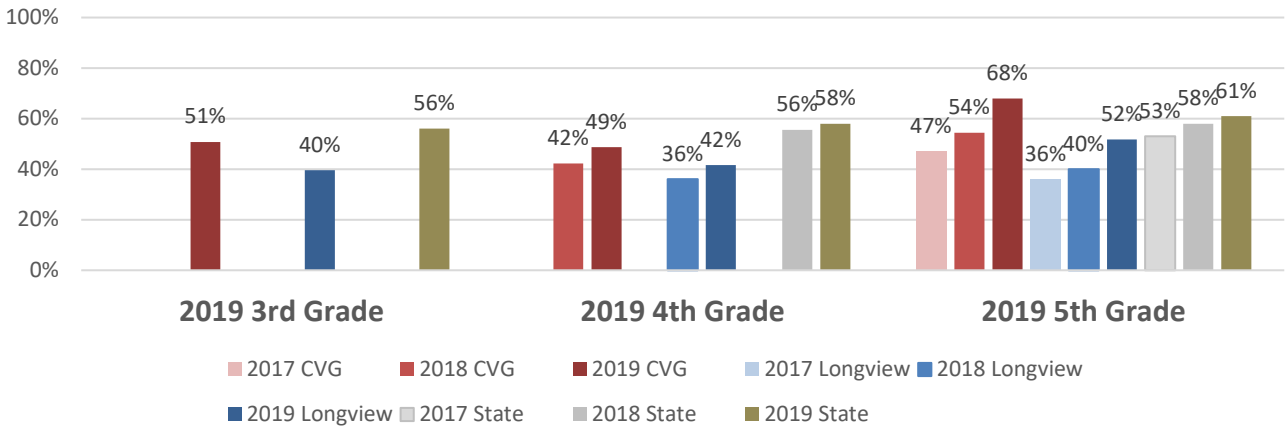
Secondary Goal: Improve the Climate and Culture of CVG

Student Achievement Data 2018-2019:

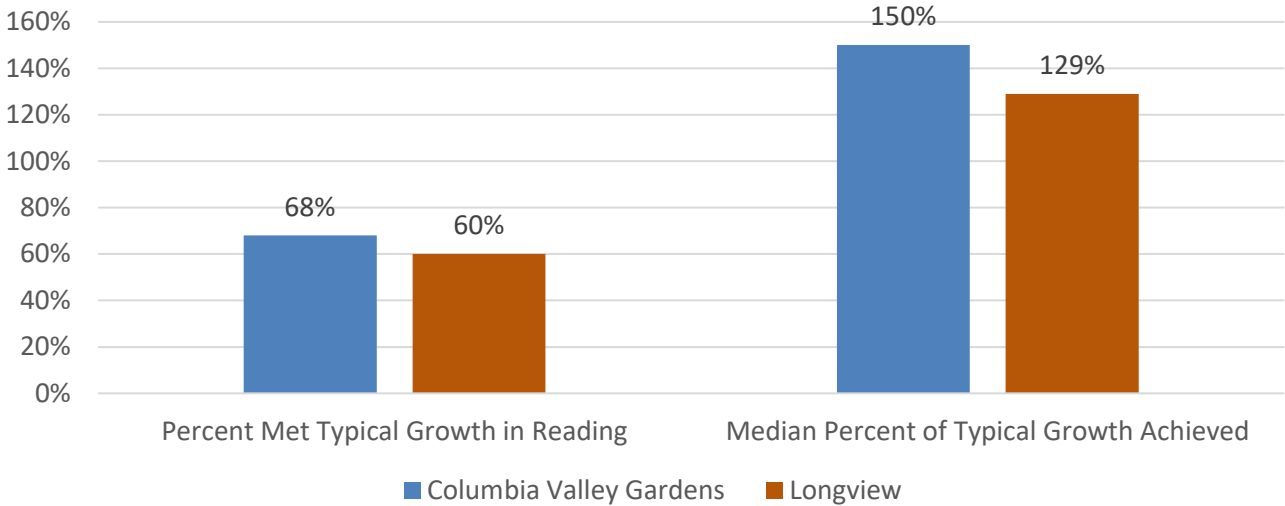
ELA:



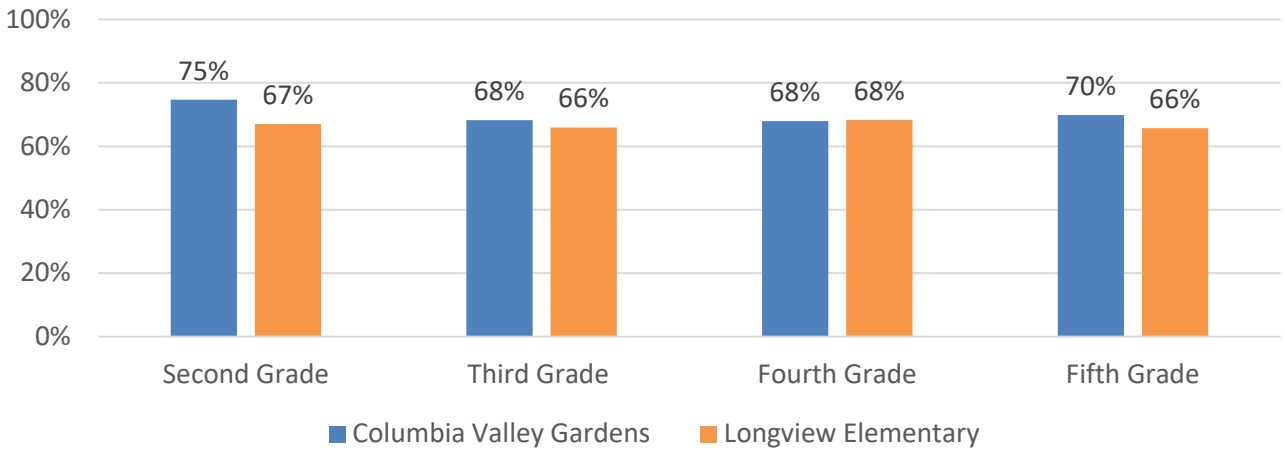
2019 Columbia Valley Garden Elementary SBA ELA Cohort Data



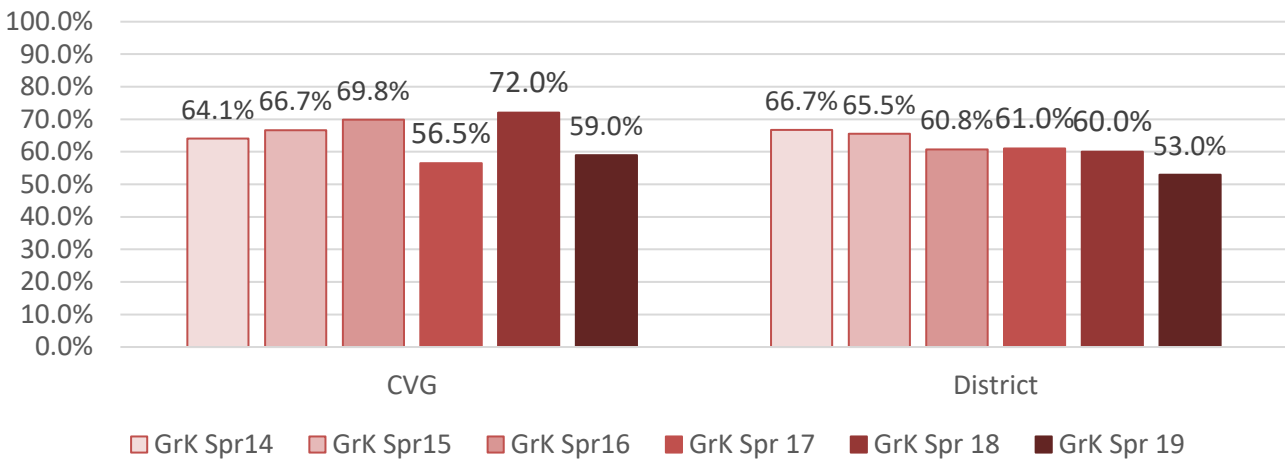
Columbia Valley Gardens 2019 iReady Reading Performance

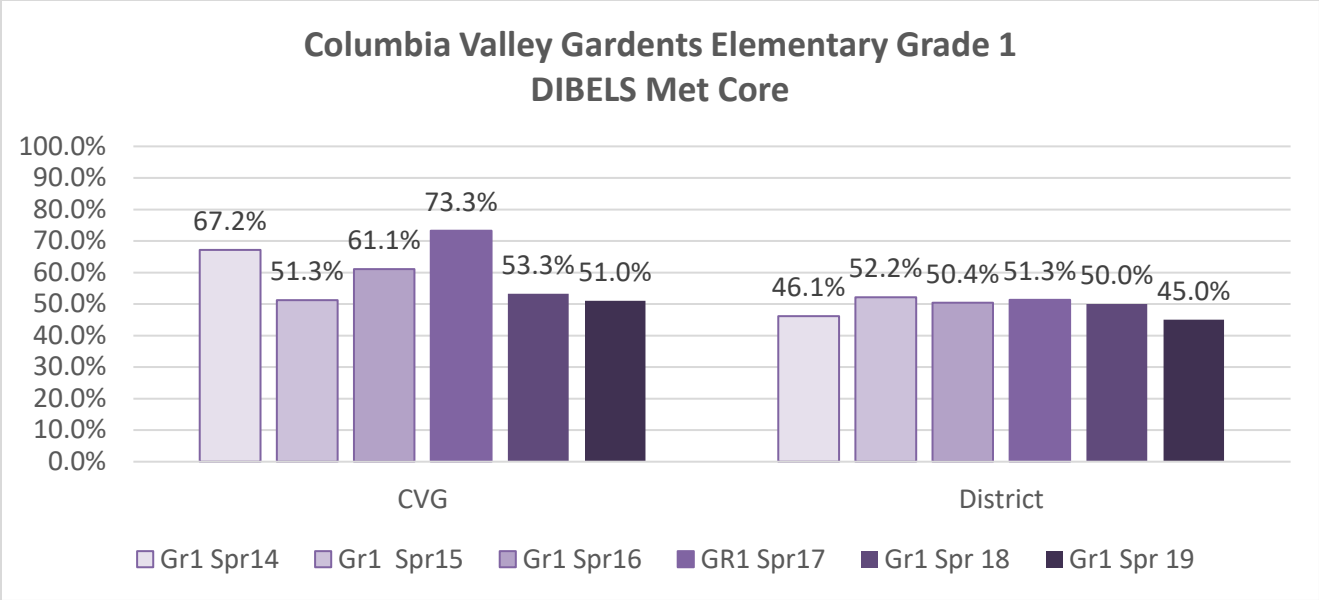


Columbia Valley Gardens 2019 iReady Reading Percent Met Annual Growth Target



Columbia Valley Garden Elementary Kindergarten DIBELS Met Core





2019-2020 Reading Goal(s):

Kindergarten:

Data Analysis/Goal DIBELS: Last school year, 53% of district kindergarten students met or exceeded core standards on the spring DIBELS assessment. 59% of CVG kindergarten students met or exceeded DIBELS core standards. As a grade level, we will meet or exceed annual core DIBELS standard by 10%. The goal is to have 43/62 (69%) of our students meet or exceed the DIBELS core standards.

1st grade:

Data Analysis/Goal DIBELS: Last school year, 45% of district first grade students met or exceeded core standards on the spring DIBELS assessment. 51% of CVG first grade students met or exceeded DIBELS core standards. As a grade level, we will meet or exceed annual core DIBELS standard by 10%. The goal is to have 37/60 (61%) of our students meet or exceed the DIBELS core standards.

2nd grade:

Data Analysis/Goal iReady: Last school year, the district average of 2nd students meeting yearly growth targets was 67% on the iReady Reading diagnostic. 75% of CVG's students met yearly growth targets. As a grade level, we will increase the number of students meeting yearly targets by 10%. This year's goal is to have 60/71 (85%) students meet their grade level growth targets.

3rd grade:

Data Analysis/Goal SBA: Last school year the state average for SBA ELA in 3rd grade was 56% proficient. 52% of CVG 3rd grade students attained proficiency. As a grade level, we will meet or exceed the state proficiency rate. This year's goal is to have 44/71 (62%) of students at the proficiency level. This is a 10% increase from the previous year's 3rd grade students.

Data Analysis/Goal iReady: As 2nd graders, 75% of students met their yearly growth targets as measured by the iReady Reading diagnostic. This school year, the goal is to have 60/71 (85%) of students meet their annual growth targets. This is a 10% increase from the previous year's cohort group.

4th grade:

Data Analysis/Goal SBA: As 3rd graders, 52% of students attained proficiency on the ELA SBA. This school year, the goal is to have 40/64 (62%) of students attain proficiency. This is a 10% increase from the previous year's cohort group.

Data Analysis/Goal iReady: As 3rd graders, 68% of students met their yearly growth targets as measured by the iReady Reading diagnostic. This school year, the goal is to have 50/64 (78%) of students meet their annual growth targets. This is a 10% increase from the previous year's cohort group.

5th grade:

Data Analysis/Goal SBA: As 4th graders, 49% of students attained proficiency on the ELA SBA. This school year, the goal is to have 45/76 (59%) of students attained proficiency. This is a 10% increase from the previous year's cohort group.

Data Analysis/Goal iReady: As 4th graders, 68% of students met their yearly growth targets as measured by the iReady Reading diagnostic. This school year, the goal is to have 60/76 (78%) of students meet their annual growth targets. This is a 10% increase from the previous year's cohort group.

Focus Area:

****Rigor and Relevance:**

- Implementation of the “Three Legs of Improvement”: Curriculum, Instruction, and Assessment
- Focus on the Big 3: Clear and rigorous standards, quality instruction, and effective feedback
- Intentional: Modeling of lessons, quality guided practice, frequent checks for understanding, and targeted feedback
- Ensure curriculum alignment to Common Core State Standards
- Literacy Focus: Reading, writing, and student discourse in all subject areas
- Classroom assessments represent the rigor of the Smarter Balanced Assessment (K-5)
- Intervention for students who are below and well below standard in reading (K-5)
- Grade level Studio Lesson professional development throughout school year
- Ongoing 95% professional development for staff throughout the year

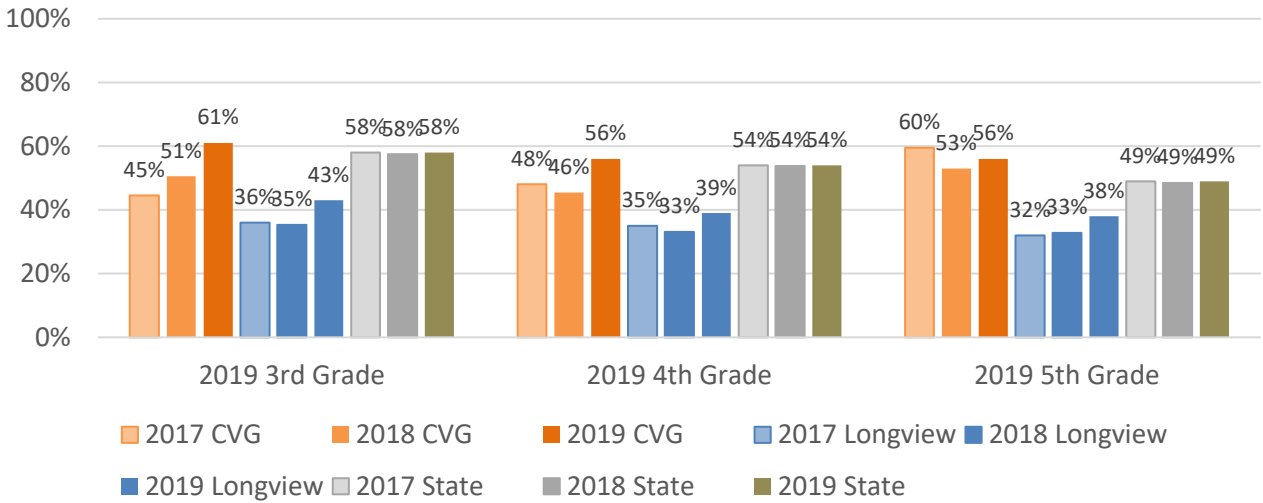
****Focused Intervention:**

- Intervention for reading and math based on data. (DIBELS, Math Common Assessment, I-Ready, and classroom assessments) Daily schedule is customized to meet building needs
- Intentional small instructional groups. Students with the highest need meet the most often (K-5)
- Focused PLC’s: Develop common assessments, common instructional strategies, and a focus on the data cycle (K-5)
- Literacy Specialist provides support in grade level PLC’s: (K-5)
- Implementation of 95% group intervention program: (K-3) Walk to read intervention
- Student Support Team: (SST)
- Additional 30 minutes of targeted 95% instruction (K-3)
- Vocabulary Surge: Multi-syllabic word routine.(K-3)

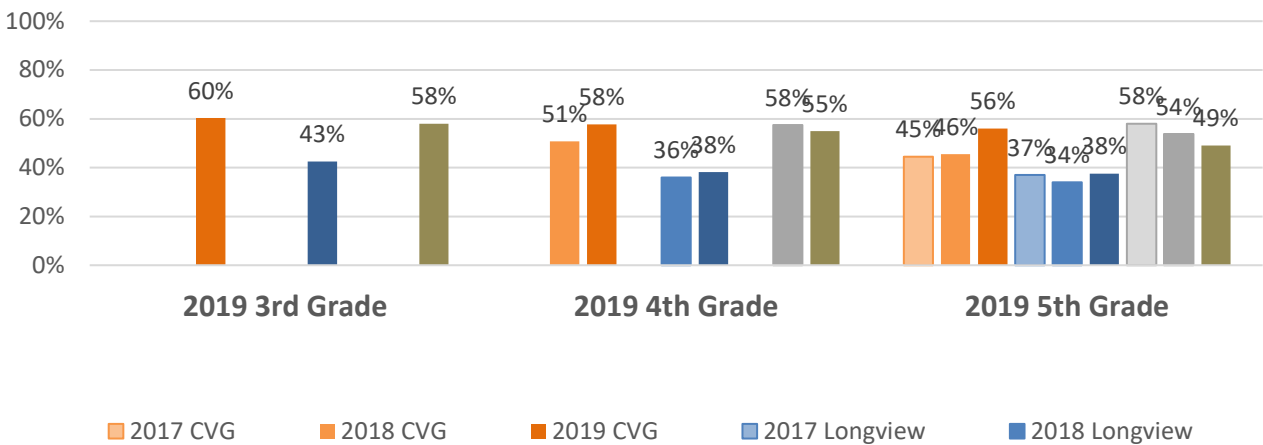
Student Achievement Data 2018-2019

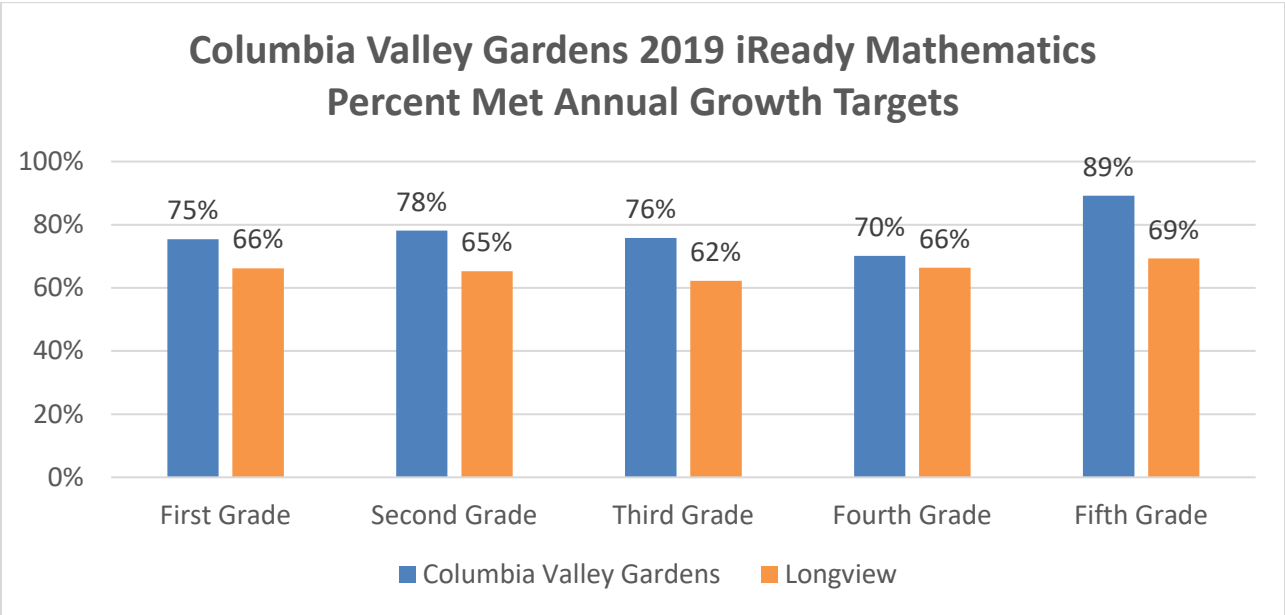
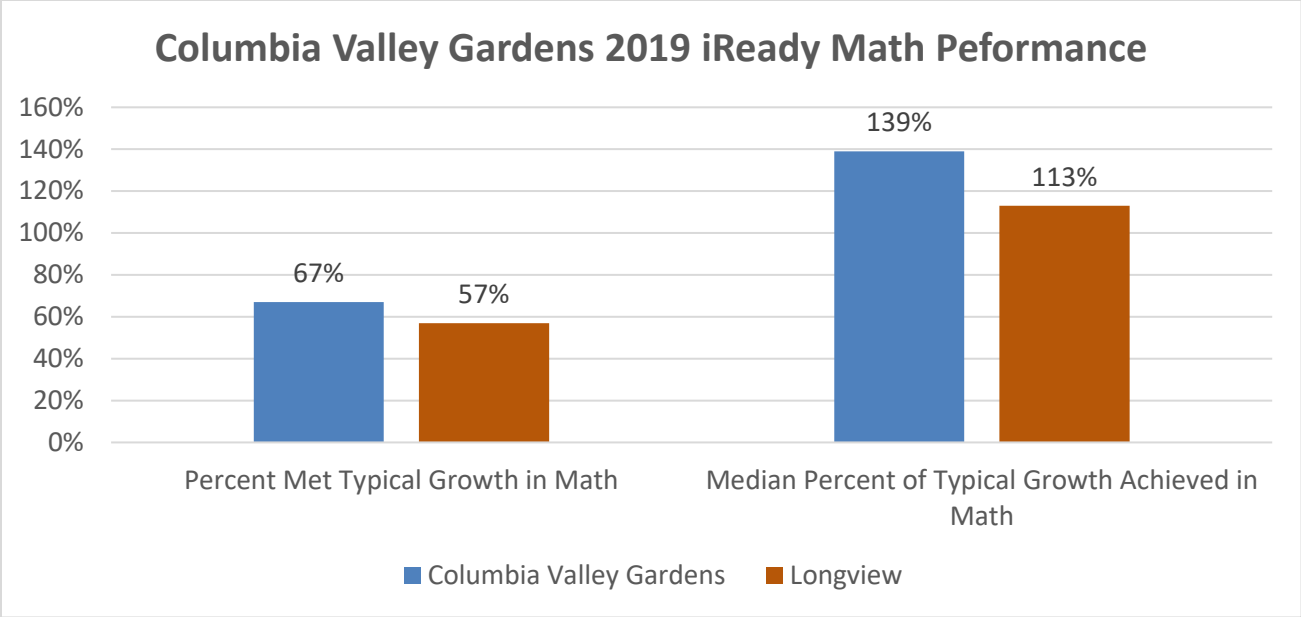
Math:

2019 Columbia Valley Gardens Elementary SBA Math Data



2019 Columbia Valley Garden Elementary SBA Math Cohort Data





2019-2020 Math Goal(s):

2nd Grade:

Data Analysis/Goal iReady: Last school year, the district average of 2nd students meeting yearly growth targets was 65% on the iReady Math diagnostic. 78% of CVG’s students met yearly growth targets. This year’s goal is to have 63/71 (88%) students meet their grade level growth targets.

3rd Grade:

Data Analysis/Goal SBA: Last school year, the state average for SBA Math in 3rd grade was 58% proficient. 61% of CVG 3rd grade students attained proficiency. As a grade level we will meet or exceed the state proficiency rate. This year's goal is to have 50/71 (71%) of students at the proficiency level. This is a 10% increase from the previous year's cohort group.

Data Analysis/Goal iReady: As 2nd graders, 78% of students met their yearly growth targets as measured by the iReady Math diagnostic. This school year, the goal is to have 62/71 (88%) of students meet their annual growth targets. This is a 10% increase from the previous year's cohort group.

4th Grade:

Data Analysis/Goal SBA: As 3rd graders, 56% of students attained proficiency on the Math SBA. This school year, the goal is to have 43/64 (66%) of students attain proficiency. This is a 10% increase from the previous year's cohort group.

Data Analysis/Goal iReady: As 3rd graders, 76% of students met their yearly growth targets as measured by the iReady Math diagnostic. This school year, the goal is to have 55/64 (86%) of students meet their annual growth targets. This is a 10% increase from the previous year's cohort group.

5th Grade:

Data Analysis/Goal SBA: As 4th graders, 56% of students attained proficiency on the Math SBA. This school year, the goal is to have 50/76 (66%) of students attained proficiency. This is a 10% increase from the previous year's cohort group.

Data Analysis/Goal iReady: As 4th graders, 70% of students met their yearly growth targets as measured by the iReady Math diagnostic. This school year, the goal is to have 61/76 (80%) of students meet their annual growth targets. This is a 10% increase from the previous year's cohort group.

Focus Area:

****Rigor and Relevance:**

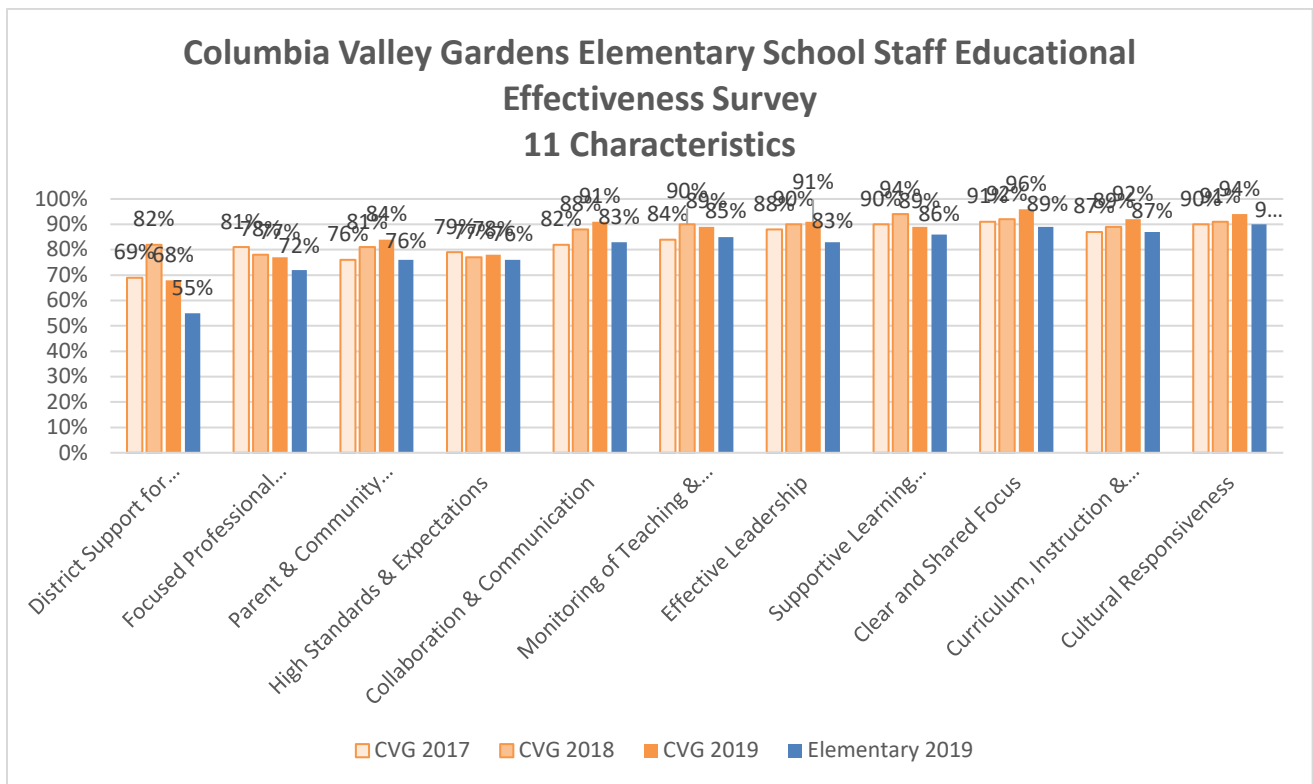
- Implementation of the "Three Legs of Improvement": Curriculum, Instruction, and Assessment
- Focus on the Big 3: Clear and rigorous standards, quality instruction, and effective feedback

- Intentional: Modeling of lessons, quality guided practice, frequent checks for understanding and targeted feedback
- Ensure curriculum alignment to Common Core State Standards (CCSS)
- Literacy Focus: Reading, writing, & student discourse in all subject areas
- Classroom assessments represent the rigor of the Smarter Balanced Assessment (K-5)
- Grade level Studio Lesson professional development throughout school year

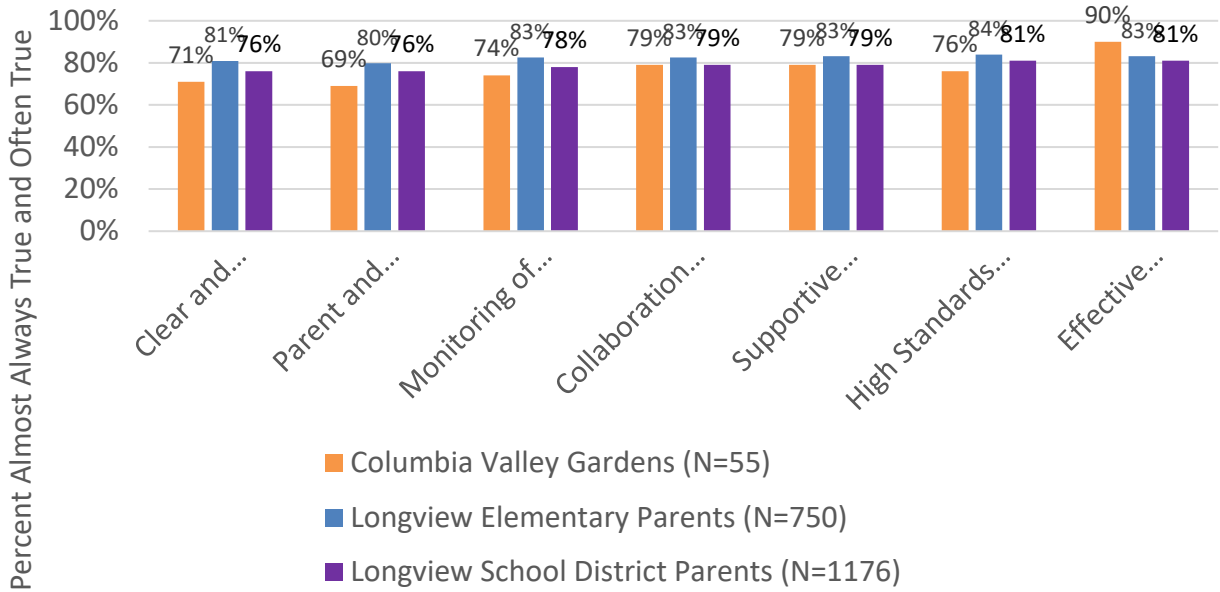
****Focused Intervention:**

- Intervention for reading and math based on data. (DIBELS, Math Common Assessment, I-Ready, and classroom assessments) Daily schedule is customized to meet building needs
- Intentional small instructional groups. (Daily 3)
- Focused PLC's: Develop common assessments, common instructional strategies, and a focus on the data cycle (K-5)
- 30 minutes per/day small group intervention
- Student Support Team: SST Process
- Tailored online lessons to meet the needs of all students

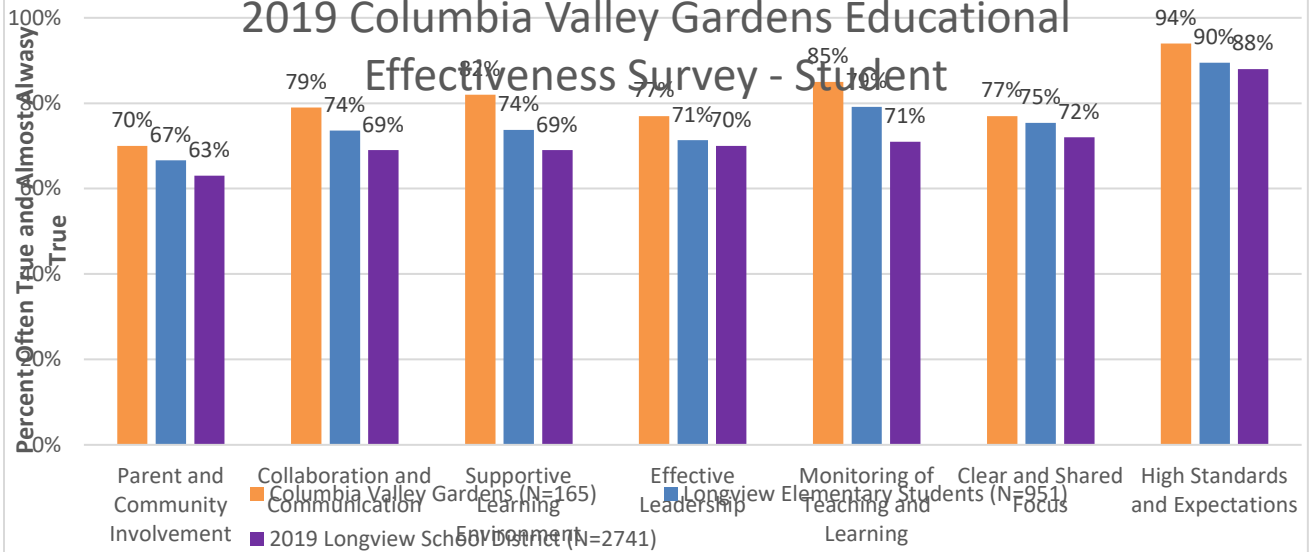
2018-2019 Climate and Culture Data:

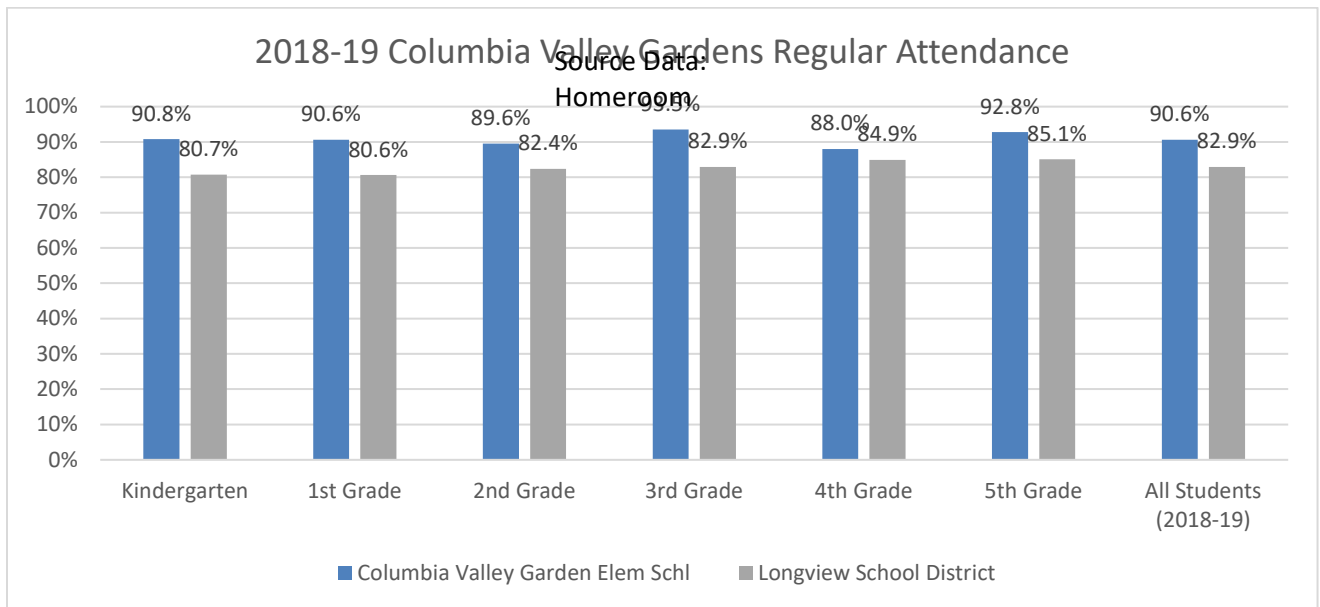


2019 Columbia Valley Gardens Educational Effectiveness Survey - Parent



2019 Columbia Valley Gardens Educational Effectiveness Survey - Student





Rationale: Using the data from the Center for Educational Effectiveness (CEE) staff, parent and student perception data, Monitoring of Teaching and Learning is the indicator of our focus. Our staff will engage in meaningful conversations regarding standards focused best instructional practices.

Analysis of Data: The 2018-2019 CEE perception data, Indicator: Monitoring of Teaching and Learning. The data indicates that (89%) of staff, (74%) of parents and (85%) of students have a positive perception of the monitoring of teaching and learning. (Overall positive perception: 83%)

Focus Area:

Student Connectedness:

- Continued implementation of Conscious Discipline strategies to increase connections and sense of belonging with students. Counselor provides classroom lessons on de-escalation and growth mindset. (K-5)
- Monthly all school spirit assemblies Recognition: S.U.N.S & Graduation emphasis
- Daily Happy Birthday announcements: (Students/Staff)
- Academic/Family Nights throughout the school year: Literacy, STEAM Night
- Continual work on building community during all facets of the day
- Shine Slips: related to monthly PBIS goals

Whole Child:

- Recruitment of parent volunteers to enhance community relationships.
- Frequent and varied opportunities to communicate with parents: Parent/teacher conferences, report cards, school website, Skyward, weekly CVG newsletter, Counselor's Corner newsletter, parent teacher binders, Class Dojo, and Facebook
- Counselor: Provides students with social/emotional support and facilitates access to school and community resources
- School programs/celebrations throughout the year to enhance community involvement

Attendance:

- 2018-2019 Results: 90.6% of CVG students have regular attendance
- Goal: Increase regular attendance by 5%.
- Monitor Daily attendance. Parent/guardian phone calls when students are not present
- Run weekly reports of students who have excessive absences
- When excessive absences trigger a concern, BECCA conferences are scheduled and executed