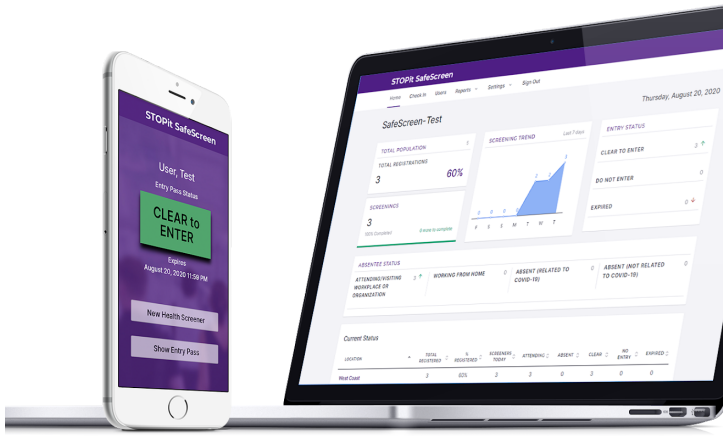


# STOPit SafeScreen

*COVID-19 Health Reporting System  
Safe Entry Protocols for Westside Union Students*



## PURPOSE

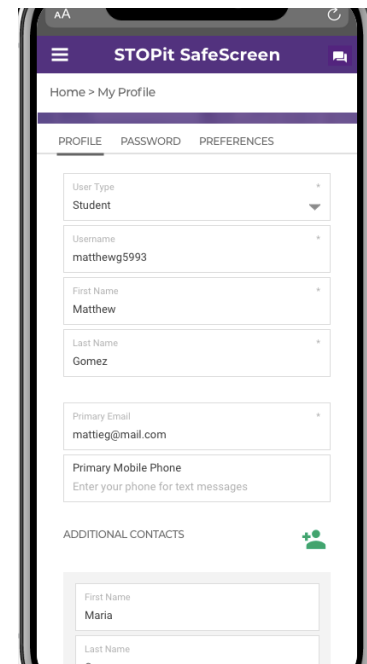
*A HIPAA-compliant digital COVID-19 health reporting system that screens, identifies, and stops possible exposed or symptomatic individuals BEFORE they enter school, workplace, or organization.*

## HOW DOES IT WORK?

*STOPit SafeScreen is a web-based system designed for ANY internet connected device or smartphone ensuring full-access and the highest security. Set-up includes a "one-time" setup and daily completion of a health screener sent through email and text.*

## SET-UP

- *An invitation email will be sent to you by the site principal from STOPit SafeScreen Registration Set-Up*
- *Click on the set-up link in the email to set-up your child's account*
- *For siblings, the same email can be used for each student account*
- *Parents can use their child's name as the user name and a different password for each child*
- *Log-in each morning to complete the screener for each child*



## Log-in to Account

Go to My Profile to add your cell phone number to receive reminder alerts for screener by text.

<https://safescreen.stopitsolutions.com/login>

# STOPit SafeScreen

*Using the Daily Screening System*

Today, I, or the person I am responding for, will be

- Attending/visiting workplace or organization
- Working from home
- Absent (related to COVID-19)
- Absent (not related to COVID-19)

Within the last 14 days, have you been diagnosed with COVID-19 or had a test confirming you have the virus?

- Yes
- No

Have you been tested for COVID-19 and are awaiting to receive the results?

- Yes
- No

Do you live in the same household with, or have you had close contact with, someone who in the past 14 days has had a test confirming diagnosis or is in isolation for COVID-19 OR have you traveled to a town, city, or state with significant, sustained COVID-19 transmission?


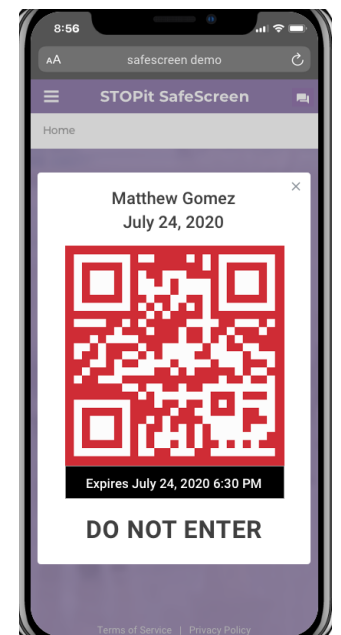
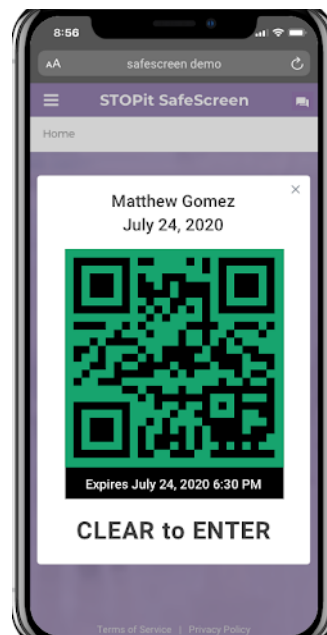
- Yes
- No

## DAILY USAGE

- **Users receive a system-generated alert (via email and/or text) to take the health screener**
- **The individual clicks through the link, signs-in, and takes the screener**
- **The screener is a set of questions based on CDE, NIH, and local guidelines**

## NOTIFICATION

- **The user is instantly informed if they can or cannot enter the building, receives a date-stamped, color coded "Entry Pass"**
- **Show your green pass upon entry**
- **Site administrators have access to a report showing entry status**
- **If red, contact the school through either by chat feature in the screener, phone or email to document student absence.**
- **Upon entry, mandatory temperature check-in will continue**



## WHO RECEIVES THE RESULTS?

- **Administrators and the COVID Compliance Team receive screener results within the real-time data dashboard - with instant-alerts, via text and email**
- **If an at-risk individual receives a "Do Not Enter" result the administrator or staff member communicate to assess the situation and instruct on next steps through SafeScreen's 2-Way Chat feature or direct phone call**