

**ALUM ROCK UNION
ELEMENTARY SCHOOL DISTRICT**

FINANCIAL STATEMENTS

June 30, 2019

ALUM ROCK UNION ELEMENTARY SCHOOL DISTRICT

FINANCIAL STATEMENTS
WITH SUPPLEMENTARY INFORMATION
For the Year Ended June 30, 2019

CONTENTS

INDEPENDENT AUDITOR'S REPORT.....	1
MANAGEMENT'S DISCUSSION AND ANALYSIS.....	4
BASIC FINANCIAL STATEMENTS:	
GOVERNMENT-WIDE FINANCIAL STATEMENTS:	
STATEMENT OF NET POSITION.....	13
STATEMENT OF ACTIVITIES.....	14
FUND FINANCIAL STATEMENTS:	
BALANCE SHEET - GOVERNMENTAL FUNDS.....	15
RECONCILIATION OF THE GOVERNMENTAL FUNDS BALANCE SHEET TO THE STATEMENT OF NET POSITION.....	16
STATEMENT OF REVENUES, EXPENDITURES AND CHANGE IN FUND BALANCES - GOVERNMENTAL FUNDS.....	17
RECONCILIATION OF THE STATEMENT OF REVENUES, EXPENDITURES AND CHANGE IN FUND BALANCES - GOVERNMENTAL FUNDS - TO THE STATEMENT OF ACTIVITIES.....	18
STATEMENT OF FUND NET POSITION - PROPRIETARY FUND - SELF- INSURANCE FUND.....	19
STATEMENT OF CHANGE IN FUND NET POSITION - PROPRIETARY FUND - SELF-INSURANCE FUND.....	20
STATEMENT OF CASH FLOWS - PROPRIETARY FUND - SELF-INSURANCE FUND.....	21
STATEMENT OF FIDUCIARY NET POSITION - AGENCY FUNDS.....	22
NOTES TO FINANCIAL STATEMENTS.....	23
REQUIRED SUPPLEMENTARY INFORMATION:	
GENERAL FUND BUDGETARY COMPARISON SCHEDULE.....	46
SCHEDULE OF THE DISTRICT'S PROPORTIONATE SHARE OF THE NET PENSION LIABILITY.....	47
SCHEDULE OF THE DISTRICT'S CONTRIBUTIONS.....	49
NOTE TO REQUIRED SUPPLEMENTARY INFORMATION.....	51

ALUM ROCK UNION ELEMENTARY SCHOOL DISTRICT

FINANCIAL STATEMENTS
WITH SUPPLEMENTARY INFORMATION
For the Year Ended June 30, 2019
(Continued)

CONTENTS

SUPPLEMENTARY INFORMATION:

COMBINING BALANCE SHEET - ALL NON-MAJOR FUNDS.....	52
COMBINING STATEMENT OF REVENUES, EXPENDITURES AND CHANGE IN FUND BALANCES - ALL NON-MAJOR FUNDS.....	53
ORGANIZATION.....	54
SCHEDULE OF AVERAGE DAILY ATTENDANCE.....	55
SCHEDULE OF INSTRUCTIONAL TIME.....	56
SCHEDULE OF EXPENDITURE OF FEDERAL AWARDS.....	57
RECONCILIATION OF UNAUDITED ACTUAL FINANCIAL REPORT WITH AUDITED FINANCIAL STATEMENTS.....	58
SCHEDULE OF FINANCIAL TRENDS AND ANALYSIS - UNAUDITED.....	59
SCHEDULE OF CHARTER SCHOOLS.....	60
NOTES TO SUPPLEMENTARY INFORMATION.....	61
INDEPENDENT AUDITOR'S REPORT ON COMPLIANCE WITH STATE LAWS AND REGULATIONS.....	63
INDEPENDENT AUDITOR'S REPORT ON INTERNAL CONTROL OVER FINANCIAL REPORTING AND ON COMPLIANCE AND OTHER MATTERS BASED ON AN AUDIT OF FINANCIAL STATEMENTS PERFORMED IN ACCORDANCE WITH <i>GOVERNMENT AUDITING STANDARDS</i>	66
INDEPENDENT AUDITOR'S REPORT ON COMPLIANCE FOR EACH MAJOR FEDERAL PROGRAM AND REPORT ON INTERNAL CONTROL OVER COMPLIANCE.....	68
FINDINGS AND RECOMMENDATIONS:	
SCHEDULE OF AUDIT FINDINGS AND QUESTIONED COSTS.....	70
STATUS OF PRIOR YEAR FINDINGS AND RECOMMENDATIONS.....	75

INDEPENDENT AUDITOR'S REPORT

Board of Trustees
Alum Rock Union Elementary School District
San Jose, California

Report on the Financial Statements

We have audited the accompanying financial statements of the governmental activities, each major fund, and the aggregate remaining fund information of Alum Rock Union Elementary School District, as of and for the year ended June 30, 2019, and the related notes to the financial statements, which collectively comprise Alum Rock Union Elementary School District's basic financial statements as listed in the table of contents.

Management's Responsibility for the Financial Statements

Management is responsible for the preparation and fair presentation of these financial statements in accordance with accounting principles generally accepted in the United States of America; this includes the design, implementation, and maintenance of internal control relevant to the preparation and fair presentation of financial statements that are free from material misstatement, whether due to fraud or error.

Auditor's Responsibility

Our responsibility is to express opinions on these financial statements based on our audit. We conducted our audit in accordance with auditing standards generally accepted in the United States of America and the standards applicable to financial audits contained in *Government Auditing Standards*, issued by the Comptroller General of the United States. Those standards require that we plan and perform the audit to obtain reasonable assurance about whether the financial statements are free from material misstatement.

An audit involves performing procedures to obtain audit evidence about the amounts and disclosures in the financial statements. The procedures selected depend on the auditor's judgment, including the assessment of the risks of material misstatement of the financial statements, whether due to fraud or error. In making those risk assessments, the auditor considers internal control relevant to the entity's preparation and fair presentation of the financial statements in order to design audit procedures that are appropriate in the circumstances, but not for the purpose of expressing an opinion on the effectiveness of the entity's internal control. Accordingly, we express no such opinion. An audit also includes evaluating the appropriateness of accounting policies used and the reasonableness of significant accounting estimates made by management, as well as evaluating the overall presentation of the financial statements.

We believe that the audit evidence we have obtained is sufficient and appropriate to provide a basis for our audit opinions.

Opinions

In our opinion, the financial statements referred to above present fairly, in all material respects, the respective financial position of the governmental activities, each major fund, and the aggregate remaining fund information of the Alum Rock Union Elementary School District, as of June 30, 2019, and the respective changes in financial position and, where applicable, cash flows thereof for the year then ended in accordance with accounting principles generally accepted in the United States of America.

(Continued)

Other Matters

Required Supplementary Information

Accounting principles generally accepted in the United States of America require that Management's Discussion and Analysis on pages 4 to 12 and the Required Supplementary Information, such as the General Fund Budgetary Comparison Schedule, the Schedule of the District's Proportionate Share of the Net Pension Liability, and the Schedule of the District's Contributions on pages 46 to 50 be presented to supplement the basic financial statements. Such information, although not a part of the basic financial statements, is required by the Governmental Accounting Standards Board who considers it to be an essential part of financial reporting for placing the basic financial statements in an appropriate operational, economic, or historical context. We have applied certain limited procedures to the required supplementary information in accordance with auditing standards generally accepted in the United States of America, which consisted of inquiries of management about the methods of preparing the information and comparing the information for consistency with management's responses to our inquiries, the basic financial statements, and other knowledge we obtained during our audit of the basic financial statements. We do not express an opinion or provide any assurance on the information because the limited procedures do not provide us with sufficient evidence to express an opinion or provide any assurance.

Supplementary Information

Our audit was conducted for the purpose of forming opinions on the financial statements that collectively comprise the Alum Rock Union Elementary School District's basic financial statements. The accompanying schedule of expenditure of federal awards as required by Title 2 U.S. Code of Federal Regulations (CFR) Part 200, *Uniform Administrative Requirements, Cost Principles, and Audit Requirements for Federal Awards*, and the other supplementary information listed in the table of contents are presented for purposes of additional analysis and are not a required part of the basic financial statements.

The schedule of expenditure of federal awards and other supplementary information as listed in the table of contents are the responsibility of management and were derived from and relate directly to the underlying accounting and other records used to prepare the basic financial statements. Such information, except for the Schedule of Financial Trends and Analysis, has been subjected to the auditing procedures applied in the audit of the basic financial statements and certain additional procedures, including comparing and reconciling such information directly to the underlying accounting and other records used to prepare the basic financial statements or to the basic financial statements themselves, and other additional procedures in accordance with auditing standards generally accepted in the United States of America. In our opinion, the schedule of expenditure of federal awards and other supplementary information as listed in the table of contents, except for the Schedule of Financial Trends and Analysis, are fairly stated, in all material respects, in relation to the basic financial statements as a whole.

The Schedule of Financial Trends and Analysis has not been subjected to the auditing procedures applied in the audit of the basic financial statements, and accordingly, we do not express an opinion or provide any assurance on it.

(Continued)

Other Reporting Required by *Government Auditing Standards*

In accordance with *Government Auditing Standards*, we have also issued our report dated December 16, 2019 on our consideration of Alum Rock Union Elementary School District's internal control over financial reporting and on our tests of its compliance with certain provisions of laws, regulations, contracts, and grant agreements and other matters. The purpose of that report is to describe the scope of our testing of internal control over financial reporting and compliance and the results of that testing, and not to provide an opinion on internal control over financial reporting or on compliance. That report is an integral part of an audit performed in accordance with *Government Auditing Standards* in considering Alum Rock Union Elementary School District's internal control over financial reporting and compliance.


Crowe LLP

Sacramento, California
December 16, 2019

ALUM ROCK UNION ELEMENTARY SCHOOL DISTRICT

MANAGEMENT'S DISCUSSION AND ANALYSIS

JUNE 30, 2019

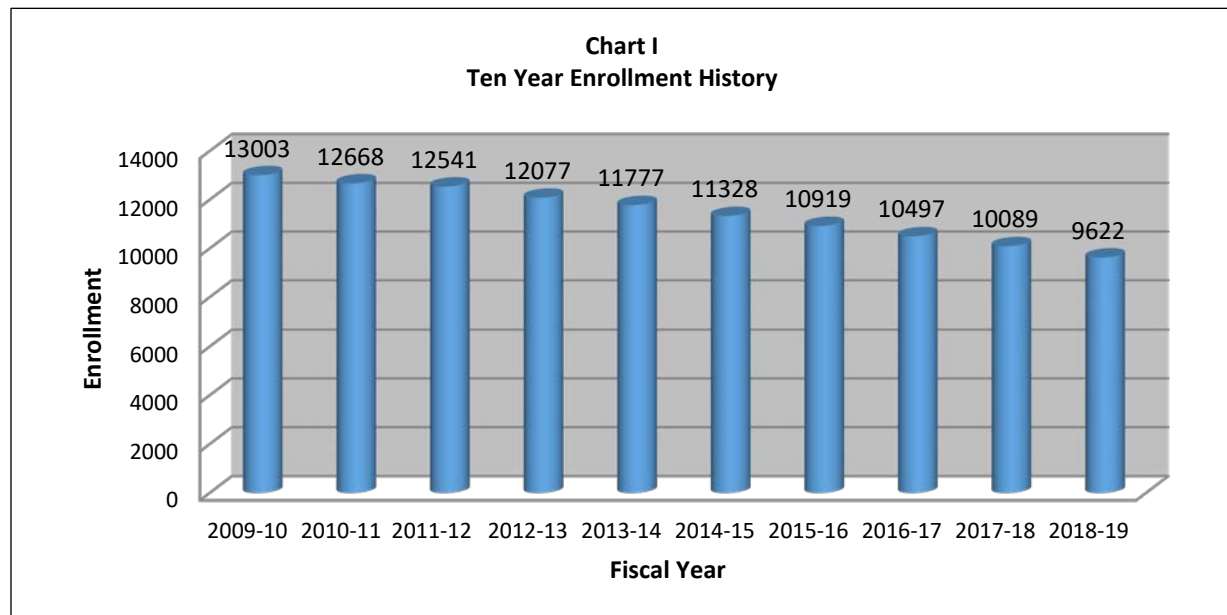
This Management's Discussion and Analysis section of Alum Rock Union Elementary School District's 2018-19 annual financial report presents management's view of the District's financial performance during the fiscal year that ended on June 30, 2019. Please read it in conjunction with the District's financial statements, which immediately follows this section.

DISTRICT PROFILE

The District was organized in 1930 under the laws of the State of California. There are fifteen elementary schools and seven middle schools and three K-8 schools (total twenty-five schools including a dependent Charter School) serving a student population of under eleven thousand students. The District occupies eleven square miles in the eastern part of the City of San Jose. It operates under a locally elected five-member board form of government.

The financials are a reflection of how the Board of Trustees prioritizes the use of the dollars that are received for education. As policy makers, the Trustees have translated educational dollars to educational programs that will serve to enhance the learning opportunities for the children of the Alum Rock Union Elementary School District.

The District has been experiencing declining enrollment since prior to 2000. This decline has resulted in a loss of average daily attendance (ADA), which translates into a loss in revenue. Since approximately 75% of district's revenue is based on ADA and Local Control Funding Formula (LCFF), it is important that the District monitor its ADA. Chart 1 below provides the District's ten-year enrollment comparison.



ALUM ROCK UNION ELEMENTARY SCHOOL DISTRICT

MANAGEMENT'S DISCUSSION AND ANALYSIS

JUNE 30, 2019

FINANCIAL HIGHLIGHTS

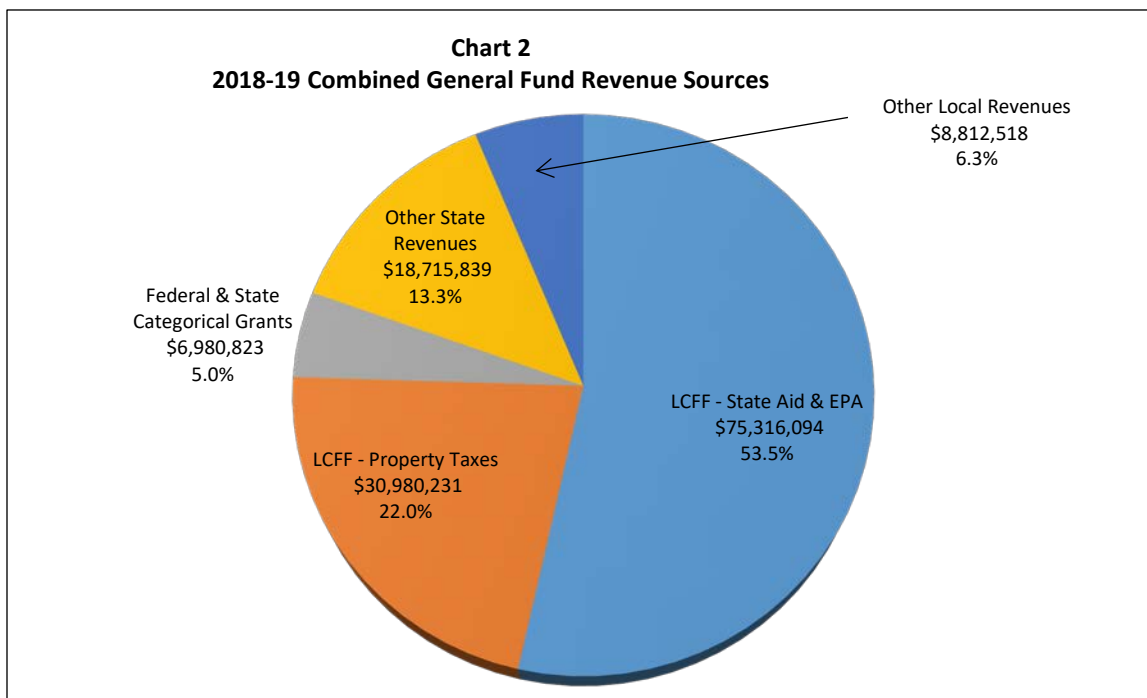
The financial highlights section will focus on the “governmental funds” presentation of the Audited Financial Statements and, more specifically, on the general fund of the District. The District-wide Financial Statements provide financial information on the District as a whole, but we believe the critical financial aspects of the District’s operations are best presented in the governmental funds section.

School District Local Control Funding Formula (LCFF)

The 2013-14 State’s adopted budget entails the most dramatic change in school financing since the implementation of Senate Bill (SB) 90 and the implementation of revenue limits in 1972. After considerable negotiations between the Legislature and Governor Brown, state policy makers enacted the Local Control Funding Formula (LCFF) to replace revenue limits and most categorical programs, commencing 2013-14.

LCFF is designed to improve student outcome giving local flexibility to meet student needs, aid in transparency, provide equity through student focus formula, and performance through aligned program and budget plans. LCFF creates the opportunity to implement a performance based budget instead of a compliance based budget. It was estimated to take 8 years to fully implement starting in fiscal year 2013-14. However, the State has fully implemented LCFF in fiscal year 2018-19.

The District receives the majority of its funding from LCFF. The District’s LCFF is a direct function of the District’s ADA. The actual funding of the LCFF comes from a combination of local property taxes, Education Protection Account (EPA) and state aid. Chart 2 provides a breakout of the sources of revenue for the District.



ALUM ROCK UNION ELEMENTARY SCHOOL DISTRICT

**MANAGEMENT’S DISCUSSION AND ANALYSIS
JUNE 30, 2019**

	June 30,		Increases (Decreases)
	<u>2019</u>	<u>2018</u>	
Beginning Fund Balance	\$ 20,682	\$ 26,081	\$ (5,399)
Total Revenues and Other Sources	141,003	135,356	5,647
Total Expenditures and Other Uses	<u>(145,944)</u>	<u>(140,755)</u>	<u>(5,189)</u>
Ending Fund Balance	<u>\$ 15,741</u>	<u>\$ 20,682</u>	<u>\$ (4,941)</u>
Ending Available Reserves (Unappropriated)	\$ 6,859	\$ 11,320	\$ (4,461)
Funded LCFF ADA - ARUESD	9,290.63	9,636.98	(346)
Funded LCFF ADA - Aptitud	405.94	426.15	(20)

Revenues and Expenditures

Total revenues increased by approximately \$2.6 million. Even though funded ADA decreased by net 366 ADA, there was an increase of \$1.5 million due to fully funding the supplemental/concentration from the funding formula (LCFF), a one-time discretionary/mandated reimbursement and increase in STRS/PERS on behalf.

There were no salary increase settlements with any of the bargaining units during fiscal year 2018-19. Increase in expenditures is a result in standard operational changes and increase in STRS/PERS on behalf.

Available Reserves

It is important to note that the Unrestricted General Fund accounts for all of the District’s instructional and operational activities, plus contribute to the restricted programs when costs of the mandated activities exceed resources. In addition, the required 3% reserve for economic uncertainties comes from unrestricted fund balance.

The unrestricted portion of our general fund balance is referred to as our available reserves. The unrestricted balance on June 30, 2019 was \$11,224,766 which includes the required 3% economic uncertainties reserve of \$4,366,162.

ALUM ROCK UNION ELEMENTARY SCHOOL DISTRICT

MANAGEMENT'S DISCUSSION AND ANALYSIS JUNE 30, 2019

General Fund Budgetary Highlights

Our 2018-19 adopted budget projected an ending balance, unrestricted and restricted of \$16,535,981. Our actual ending balance at year-end was in total \$15,740,521 of which \$29,295 was non-spendable items, \$4,486,460 was restricted – a positive variance overall from our adopted budget projection. The favorable expenditure variance results from the following: various vacant positions unable to fill, unexpended restricted program funds reflected in the legally restricted ending balance not accounted for in the final budget and from outside services not performed by year end.

CAPITAL ASSET & DEBT ADMINISTRATION

Capital Assets

At June 30, 2019, the District had \$114,026,738 in a broad range of capital assets, including land, buildings, and furniture and equipment, net of accumulated depreciation. See Table 2 below. This amount represents a net decrease (including additions, deductions and depreciation) of \$6,592,729 from 2017-18. Our school sites have low values for today's market because the District acquired the land many decades ago. School buildings and site improvements are valued at their historical construction cost less accumulated depreciation.

Table 2	2019	2018
<i>Land</i>	\$ 2,408,678	\$ 2,408,678
<i>Construction in Progress</i>	\$ 3,316,176	\$ 2,877,722
<i>Land Improvements</i>	\$ 12,245,696	\$ 13,130,478
<i>Building & Improvements</i>	\$ 94,159,999	\$ 99,095,263
<i>Equipment</i>	\$ 1,896,189	\$ 3,107,326
Governmental Act. Cap. Asset, Net of depreciation	\$ 114,026,738	\$ 120,619,467

Long Term Liabilities

At year-end, the District had \$265,996,374 of long-term debt outstanding. The long-term obligations of the District include the following:

State limits the amount of general obligation debt (bonding capacity) that districts can issue to 1.25% of the assessed value of all taxable property within the district's boundaries for a union school district, and 2.50% for a unified school district.

Other obligations include compensated absences payable, retiree incentive liabilities, and Certificates of Participation. The District has no OPEB plan. We present more detailed information regarding our long-term liabilities in Note 6 of the Auditor's financial statements.

ALUM ROCK UNION ELEMENTARY SCHOOL DISTRICT

MANAGEMENT'S DISCUSSION AND ANALYSIS JUNE 30, 2019

OVERVIEW OF THE FINANCIAL STATEMENTS

This annual report consists of three parts – management's discussion and analysis (this section), the basic financial statements, and required supplementary information. The basic financial statements include two kinds of statements that present different views of the District:

- The first two statements are *district-wide financial statements* that provide both *short-term* and *long-term* information about the District's *overall* financial status.
- The remaining statements are *fund financial statements* that focus on *individual parts* of the District, reporting the District's operations in *more detail* than the district-wide statements.
- *Governmental funds* statements tell how basic services like regular and special education were financed in the short-term as well as what remains for future spending.
- *Proprietary funds* statements account for any activity for which services are provided to other funds on a cost-reimbursement basis.
- *Fiduciary funds* statements provide information about the financial relationships in which the District acts solely as a trustee or agent for the benefit of others to whom the resources belong. Fiduciary fund activity is excluded from the district-wide financial statements.

The financial statements also include notes that explain some of the information in the statements and provide more detailed data. The statements are followed by a section of required supplementary information that further explains and supports the financial statements with a comparison of the District's general fund budget, both the adopted and final version, with year-end actuals.

Government-Wide Statements

The Government-wide statements report information about the District as a whole using accounting methods similar to those used by private-sector companies. The Statement of Net Position includes all of the District's assets, deferred outflows of resources, liabilities and deferred inflows of resources. All of the current year's revenues and expenses are accounted for in the Statement of Activities regardless of when cash is received or paid.

The two district-wide statements report the District's net position and how they have changed. Net position – the difference between the District's assets, deferred outflows of resources, liabilities and deferred inflows of resources – are one way to measure the District's financial health or position.

Over time, increases or decreases in the District's net position can be an indicator of whether its financial position is improving or deteriorating, respectively. To assess the overall health of the District, one needs to consider additional factors such as the economy of the State, the State's fiscal health, the local economy and the condition of the property and equipment of the District.

ALUM ROCK UNION ELEMENTARY SCHOOL DISTRICT

**MANAGEMENT'S DISCUSSION AND ANALYSIS
JUNE 30, 2019**

The following table summarizes the District's net position as of June 30, 2019 and 2018.

	Change in Net Position	
	2019	2018
Current and Other Assets	\$ 52,240,289	\$ 60,936,753
Capital Assets	114,026,738	120,619,467
Total Assets	166,267,027	181,556,220
Deferred Outflows of Resources	41,637,883	43,591,039
Long-Term Liabilities Outstanding	260,019,781	261,852,544
Other Liabilities	19,317,569	21,799,722
Total Liabilities	279,337,350	283,652,266
Deferred Inflows of Resources	8,182,000	6,754,000
Net Position:		
Net Investment in Capital Assets	1,557,238	1,063,896
Restricted	16,953,708	21,460,755
Unrestricted	(98,125,386)	(87,783,658)
Total Net Position	\$ (79,614,440)	\$ (65,259,007)

The following table shows the change in net position as of June 30, 2019 and 2018.

	Change in Net Position	
	2019	2018
Revenues		
Program Revenues:		
Charges for Services	\$ 704,589	\$ 570,959
Operating Grants	32,193,335	28,948,299
General Revenues:		
Property Taxes	50,710,556	57,002,765
Federal and State Aid	73,384,992	66,743,578
Other	2,849,550	2,711,279
Total Revenues	159,843,022	155,976,880
Program Expenses		
Instruction	101,671,778	99,920,184
Instruction Related Services	14,530,662	12,863,327
Pupil Services	20,492,440	17,810,973
Community Services	15,256	-
General Administration	13,878,063	13,038,362
Plant Services	14,002,009	15,348,342
Interest	4,421,033	3,912,284
Other	5,187,214	4,042,971
Total Expenses	174,198,455	166,936,443
Change in Net Position	(14,355,433)	(10,959,563)
Cumulative effect of GASB 68 implementation		
Net Position - Beginning	(65,259,007)	(54,299,444)
Net Position - Ending	\$ (79,614,440)	\$ (65,259,007)

ALUM ROCK UNION ELEMENTARY SCHOOL DISTRICT

MANAGEMENT'S DISCUSSION AND ANALYSIS JUNE 30, 2019

Fund Financial Statements

The fund financial statements provide more detailed information about the District's most significant funds – not the District as a whole. Funds are accounting devices the District uses to keep track of specific sources of funding and spending on particular programs.

Some funds are required by State law and by bond covenants. The District establishes other funds to control and manage money for particular purposes (like repaying its long-term debt) or to show that it is properly using certain revenues (like federal grants).

The District has three kinds of funds:

Governmental funds. Most of the District's basic services are included in governmental funds, which generally focus on (1) how cash and other financial assets which can readily be converted to cash flow in and out and (2) the balances left at year-end that are available for spending. Consequently, the governmental funds statements provide a detailed short-term view that helps one determine whether there are more or fewer financial resources that can be spent in the near future to finance the District's programs. Because this information does not encompass the additional long-term focus of the district-wide statements, we provide reconciliations between the governmental funds statements and the district-wide financial statements that explain the relationships (or differences) between them.

Proprietary funds. When the District charges users for the services it provides, whether to outside customers or to other departments within the District, these services are generally reported in proprietary funds. Proprietary funds are reported in the same way that all activities are reported in the Statement of Net Position and the Statement of Change in Net Position.

We use internal service funds to report activities that provide supplies and services for the District's other program and activities, such as the District's Self-Insurance Fund. The internal service fund is reported with government activities in the government-wide financial statements.

Fiduciary funds. The District is the trustee, or fiduciary, for assets that belong to others, such as the student body funds. The District is responsible for ensuring that the assets reported in these funds are used only for their intended purposes and by those to whom the assets belong. All of the District's fiduciary activities are reported in a separate Statement of Fiduciary Net Position and a Statement of Change in Fiduciary Net Position. We exclude these activities from the district-wide financial statements because the District cannot use these assets to finance its operations.

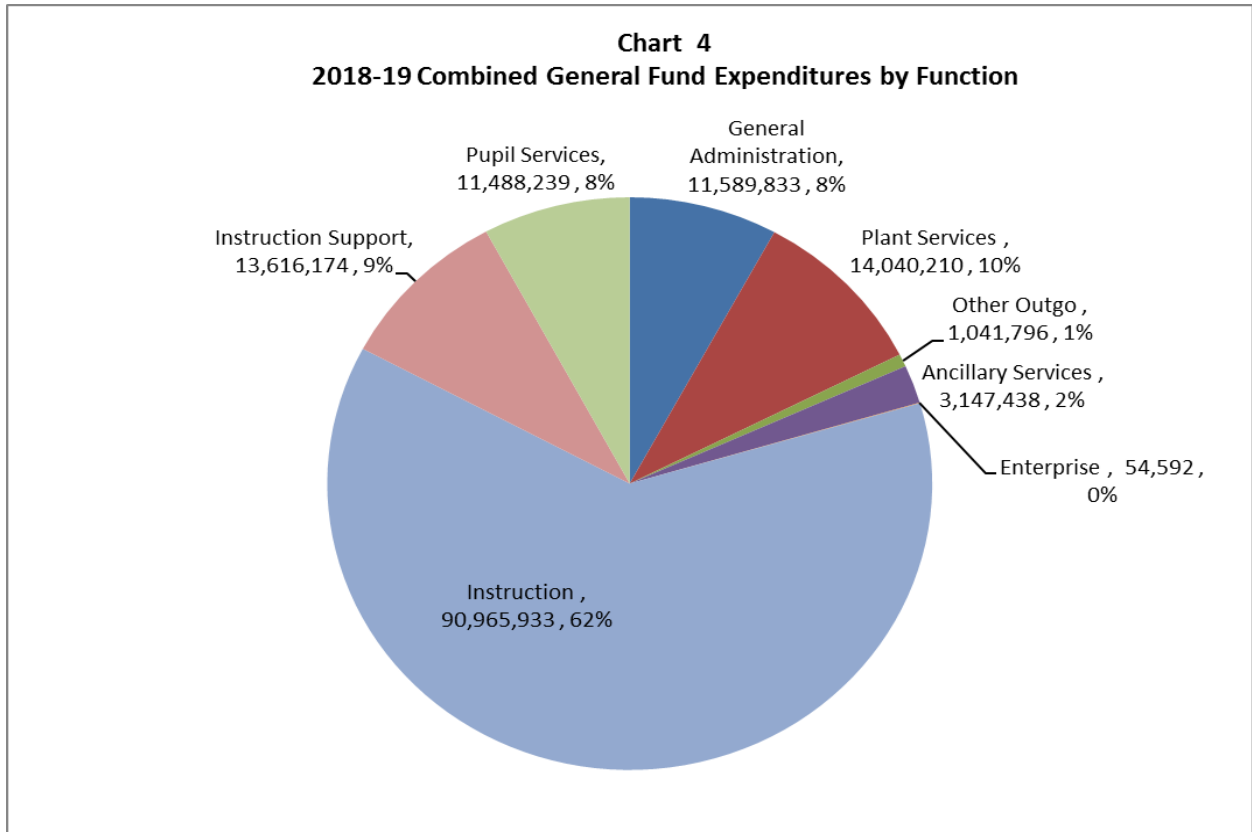
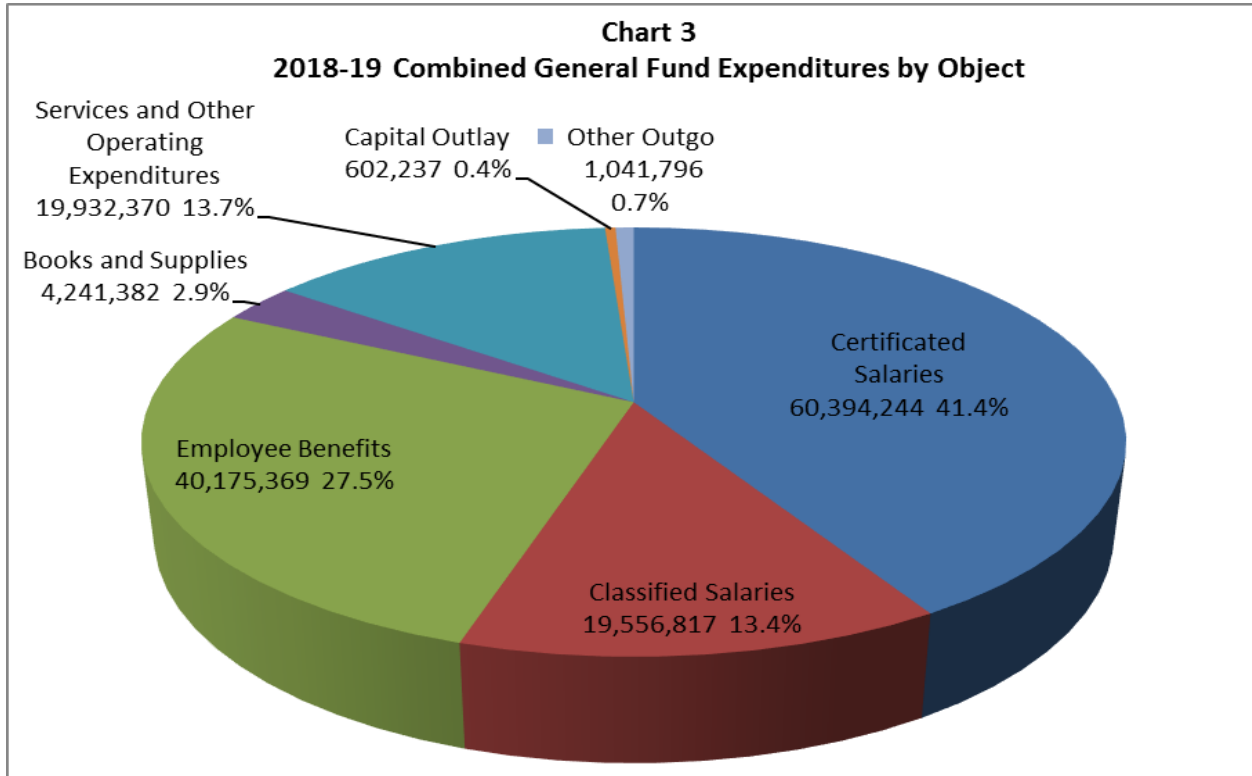
General Fund Activities

Charts 3 and 4 provide a breakdown of the 2018-19 General Fund expenditures by Object Code and by Function Code, respectively. As is common with virtually all school districts, the majority of expenditures in the General Fund are used for salaries and benefits (approximately 82.0%). From a functional cost standpoint, Chart 4 shows that approximately 62% of total general fund expenditures go for instruction related activities. Pursuant to Education Code 41372, elementary school districts must spend at least 60% of its current expense of education for the payment of salaries of classroom teachers. However, this calculation excludes Federal, State, Categorical and other resources, such as Lottery, from the calculation. As such, it reduces our classroom compensation to 57.62%. This is 2.38% short of the required 60%. The district applied for an exemption to the required expenditures for classroom teachers' salaries with the State for the 2018-19 school year.

ALUM ROCK UNION ELEMENTARY SCHOOL DISTRICT

MANAGEMENT'S DISCUSSION AND ANALYSIS

JUNE 30, 2019



ALUM ROCK UNION ELEMENTARY SCHOOL DISTRICT

MANAGEMENT'S DISCUSSION AND ANALYSIS JUNE 30, 2019

FACTORS BEARING ON THE DISTRICT'S FUTURE

Since approximately 67% of the District's funding is provided by LCFF, the two factors – unduplicated pupil percentage and ADA in future years, which are used to calculate LCFF funding for the District, are key factors to watch.

At the time these financial statements were prepared and audited, the District was aware of the following conditions that could significantly affect its financial health in the future:

- The State fully implemented LCFF in fiscal year 2018-19.
- Enrollment continues to decline due to economic decline causes families to move out of the area, and we continue to loose enrollment to existing charter schools in the area.
- Moody's downgraded the ratings on district's outstanding GO bonds to A1 from Aa3 and COPs to A3 from A2.

CONTACTING THE DISTRICT'S FINANCIAL MANAGEMENT

This financial report is designed to provide our citizens, taxpayers, customers, investors and creditors with a general overview of the District's finances and to demonstrate the District's accountability for the money it receives. If you have questions about this report or need additional financial information, please contact Business Services at Alum Rock Union Elementary School District, 2930 Gay Avenue, San Jose, CA 95127.

BASIC FINANCIAL STATEMENTS

ALUM ROCK UNION ELEMENTARY SCHOOL DISTRICT
STATEMENT OF NET POSITION
June 30, 2019

	<u>Governmental Activities</u>
ASSETS	
Cash and investments (Note 2)	\$ 44,435,072
Receivables	6,848,508
Prepaid expenses	871,171
Inventory	85,538
Non-depreciable capital assets (Note 4)	5,724,854
Depreciable capital assets, net of accumulated depreciation (Note 4)	<u>108,301,884</u>
Total assets	<u>166,267,027</u>
DEFERRED OUTFLOWS OF RESOURCES	
Deferred loss on refunding	3,767,193
Deferred outflows of resources - pensions (Notes 8 and 9)	<u>37,870,690</u>
Total deferred outflows of resources	<u>41,637,883</u>
LIABILITIES	
Payables	13,038,033
Claims liability (Note 5)	51,394
Unearned revenue	251,549
Long-term liabilities (Note 6):	
Due within one year	5,976,593
Due after one year	<u>260,019,781</u>
Total liabilities	<u>279,337,350</u>
DEFERRED INFLOWS OF RESOURCES	
Deferred inflows of resources - pensions (Notes 8 and 9)	<u>8,182,000</u>
NET POSITION	
Net investment in capital assets	1,557,238
Restricted:	
Legally restricted programs	7,332,200
Capital projects	4,075,592
Debt service	5,545,916
Unrestricted	<u>(98,125,386)</u>
Total net position	<u>\$ (79,614,440)</u>

The accompanying notes are an integral
part of these financial statements.

ALUM ROCK UNION ELEMENTARY SCHOOL DISTRICT
STATEMENT OF ACTIVITIES
For the Year Ended June 30, 2019

		Program Revenues		Net (Expense) Revenues and Change in Net Position
	Expenses	Charges for Services	Operating Grants and Contributions	Governmental Activities
Governmental activities:				
Instruction	\$ 101,671,778	\$ 476,659	\$ 20,377,846	\$ (80,817,273)
Instruction-related services:				
Instructional supervision and administration	3,255,274	31,322	539,351	(2,684,601)
Instructional library, media and technology	521,436	-	17,839	(503,597)
School site administration	10,753,952	-	885,231	(9,868,721)
Pupil services:				
Home-to-school transportation	3,997,349	-	101,307	(3,896,042)
Food services	8,122,801	29,797	6,991,301	(1,101,703)
All other pupil services	8,372,290	164,903	1,318,515	(6,888,872)
General administration:				
Data processing	4,258,320	-	65,395	(4,192,925)
All other general administration	9,619,743	1,834	1,203,087	(8,414,822)
Plant services	14,002,009	74	337,894	(13,664,041)
Ancillary services	3,265,966	-	337,100	(2,928,866)
Community services	15,256	-	-	(15,256)
Enterprise services	879,452	-	-	(879,452)
Interest on long-term liabilities	4,421,033	-	-	(4,421,033)
Other outgo	1,041,796	-	18,469	(1,023,327)
	<u>\$ 174,198,455</u>	<u>\$ 704,589</u>	<u>\$ 32,193,335</u>	<u>(141,300,531)</u>
General revenues:				
Taxes and subventions:				
Taxes levied for general purposes				39,321,660
Taxes levied for debt service				7,202,936
Taxes levied for other specific purposes				4,185,960
Federal and state aid not restricted to specific purposes				73,384,992
Interest and investment earnings				544,595
Miscellaneous				2,304,955
Total general revenues				126,945,098
Change in net position				(14,355,433)
Net position, July 1, 2018				(65,259,007)
Net position, June 30, 2019				\$ (79,614,440)

The accompanying notes are an integral
part of these financial statements.

ALUM ROCK UNION ELEMENTARY SCHOOL DISTRICT
BALANCE SHEET
GOVERNMENTAL FUNDS
June 30, 2019

	<u>General Fund</u>	<u>Building Fund</u>	<u>Bond Interest and Redemption Fund</u>	<u>All Non-Major Funds</u>	<u>Total Governmental Funds</u>
ASSETS					
Cash and investments:					
Cash in County Treasury	\$ 21,670,329	\$ 5,428,147	\$ 5,530,347	\$ 5,322,298	\$ 37,951,121
Cash on hand and in banks	-	-	-	43,169	43,169
Cash in revolving fund	20,000	-	-	1,000	21,000
Cash with Fiscal Agent	-	2,800,095	-	-	2,800,095
Receivables	4,985,176	30,446	15,569	1,797,214	6,828,405
Due from other funds	461,815	-	-	292,304	754,119
Prepaid expenditures	9,295	-	-	-	9,295
Inventory	-	-	-	85,538	85,538
	<u>-</u>	<u>-</u>	<u>-</u>	<u>85,538</u>	<u>85,538</u>
Total assets	<u>\$ 27,146,615</u>	<u>\$ 8,258,688</u>	<u>\$ 5,545,916</u>	<u>\$ 7,541,523</u>	<u>\$ 48,492,742</u>
LIABILITIES AND FUND BALANCES					
Liabilities:					
Payables	\$ 10,842,254	\$ 181,837	\$ -	\$ 158,376	\$ 11,182,467
Due to other funds	312,291	-	-	461,815	774,106
Unearned revenue	<u>251,549</u>	<u>-</u>	<u>-</u>	<u>-</u>	<u>251,549</u>
Total liabilities	<u>11,406,094</u>	<u>181,837</u>	<u>-</u>	<u>620,191</u>	<u>12,208,122</u>
Fund balances:					
Nonspendable	29,295	-	-	86,538	115,833
Restricted	4,486,460	8,076,851	5,545,916	6,834,794	24,944,021
Unassigned	<u>11,224,766</u>	<u>-</u>	<u>-</u>	<u>-</u>	<u>11,224,766</u>
Total fund balances	<u>15,740,521</u>	<u>8,076,851</u>	<u>5,545,916</u>	<u>6,921,332</u>	<u>36,284,620</u>
Total liabilities and fund balances	<u>\$ 27,146,615</u>	<u>\$ 8,258,688</u>	<u>\$ 5,545,916</u>	<u>\$ 7,541,523</u>	<u>\$ 48,492,742</u>

The accompanying notes are an integral
part of these financial statements.

ALUM ROCK UNION ELEMENTARY SCHOOL DISTRICT
RECONCILIATION OF THE GOVERNMENTAL FUNDS BALANCE SHEET
TO THE STATEMENT OF NET POSITION
June 30, 2019

Total fund balances - Governmental Funds \$ 36,284,620

Amounts reported for governmental activities in the statement of net position are different because:

Capital assets used for governmental activities are not financial resources and, therefore, are not reported as assets in governmental funds. The cost of the assets is \$258,049,086 and the accumulated depreciation is \$144,022,348 (Note 4). 114,026,738

Unmatured interest on long-term liabilities is not recognized until the period in which it matures and is paid. In the government-wide statement of activities, it is recognized in the period that it is incurred. (1,855,566)

In governmental funds, deferred outflows of resources resulting from defeasance of debt are not recorded. In governmental activities, for advance refundings resulting in defeasance of debt, the difference between reacquisition price and the net carrying amount of the retired debt are reported as deferred outflows of resources. 3,767,193

In governmental funds, deferred outflows and inflows of resources relating to pensions are not reported because they are applicable to future periods. In the statement of net position, deferred outflows and inflows of resources relating to pensions are reported (Notes 8 and 9).

Deferred outflows of resources relating to pensions	\$ 37,870,690	
Deferred inflows of resources relating to pensions	<u>(8,182,000)</u>	
		29,688,690

Internal service funds are used to conduct certain activities for which costs are charged to other funds on a full cost- recovery basis. Net position for the Self-Insurance Fund: 4,470,259

Long-term liabilities are not due and payable in the current period and, therefore, are not reported as liabilities in the governmental funds. Long-term liabilities at June 30, 2019 consisted of (Note 6):

General Obligation Bonds	\$ (100,740,000)	
Unamortized premiums	(5,383,544)	
Certificates of Participation	(18,190,000)	
Net pension liability (Notes 8 and 9)	(141,570,000)	
Compensated absences	<u>(112,830)</u>	<u>(265,996,374)</u>

Total net position - governmental activities \$ (79,614,440)

The accompanying notes are an integral part of these financial statements.

ALUM ROCK UNION ELEMENTARY SCHOOL DISTRICT
STATEMENT OF REVENUES, EXPENDITURES AND
CHANGE IN FUND BALANCES
GOVERNMENTAL FUNDS
For the Year Ended June 30, 2019

	<u>General Fund</u>	<u>Building Fund</u>	<u>Bond Interest and Redemption Fund</u>	<u>All Non-Major Funds</u>	<u>Total Governmental Funds</u>
Revenues:					
Local Control Funding Formula (LCFF):					
State apportionment	\$ 75,316,094	\$ -	\$ -	\$ -	\$ 75,316,094
Local sources	<u>30,980,231</u>	<u>-</u>	<u>-</u>	<u>-</u>	<u>30,980,231</u>
Total LCFF	<u>106,296,325</u>	<u>-</u>	<u>-</u>	<u>-</u>	<u>106,296,325</u>
Federal sources	6,980,823	-	-	6,717,109	13,697,932
Other state sources	18,715,839	13,175	50,767	641,513	19,421,294
Other local sources	<u>8,812,518</u>	<u>138,694</u>	<u>7,198,343</u>	<u>918,627</u>	<u>17,068,182</u>
Total revenues	<u>140,805,505</u>	<u>151,869</u>	<u>7,249,110</u>	<u>8,277,249</u>	<u>156,483,733</u>
Expenditures:					
Current:					
Certificated salaries	60,394,244	-	-	-	60,394,244
Classified salaries	19,556,817	224,253	-	2,576,976	22,358,046
Employee benefits	40,175,369	112,963	-	1,719,382	42,007,714
Books and supplies	4,241,382	181	-	3,197,431	7,438,994
Contract services and operating expenditures	19,932,370	25,405	-	141,356	20,099,131
Capital outlay	602,237	-	-	17,992	620,229
Other outgo	1,041,796	-	-	-	1,041,796
Debt service:					
Principal retirement	-	-	4,814,670	2,270,000	7,084,670
Interest	<u>-</u>	<u>-</u>	<u>4,748,733</u>	<u>63,349</u>	<u>4,812,082</u>
Total expenditures	<u>145,944,215</u>	<u>362,802</u>	<u>9,563,403</u>	<u>9,986,486</u>	<u>165,856,906</u>
Deficiency of revenues under expenditures	<u>(5,138,710)</u>	<u>(210,933)</u>	<u>(2,314,293)</u>	<u>(1,709,237)</u>	<u>(9,373,173)</u>
Other financing sources (uses):					
Transfers in	447,190	-	-	250,000	697,190
Transfers out	<u>(250,000)</u>	<u>-</u>	<u>-</u>	<u>(447,190)</u>	<u>(697,190)</u>
Total other financing sources (uses)	<u>197,190</u>	<u>-</u>	<u>-</u>	<u>(197,190)</u>	<u>-</u>
Net change in fund balances	(4,941,520)	(210,933)	(2,314,293)	(1,906,427)	(9,373,173)
Fund balances, July 1, 2018	<u>20,682,041</u>	<u>8,287,784</u>	<u>7,860,209</u>	<u>8,827,759</u>	<u>45,657,793</u>
Fund balances, June 30, 2019	<u>\$ 15,740,521</u>	<u>\$ 8,076,851</u>	<u>\$ 5,545,916</u>	<u>\$ 6,921,332</u>	<u>\$ 36,284,620</u>

The accompanying notes are an integral
part of these financial statements.

ALUM ROCK UNION ELEMENTARY SCHOOL DISTRICT
RECONCILIATION OF THE STATEMENT OF REVENUES, EXPENDITURES AND
CHANGE IN FUND BALANCES - GOVERNMENTAL FUNDS -
TO THE STATEMENT OF ACTIVITIES
For the Year Ended June 30, 2019

Net change in fund balances - Total Governmental Funds		\$ (9,373,173)
Amounts reported for governmental activities in the statement of activities are different because:		
Acquisition of capital assets is an expenditure in the governmental funds, but increases capital assets in the statement of net position (Note 4).	\$ 464,309	
Depreciation of capital assets is an expense that is not recorded in the governmental funds (Note 4).	(7,057,038)	
In governmental funds, deferred outflows of resources for bond refunding gains/losses are not recognized. In the government-wide statements, deferred outflows of resources amortized over the life of the debt.	(327,373)	
Debt issue premiums are recognized as revenues in the period they are incurred. In government-wide statements, issue premiums are amortized over the life of the debt (Note 6).	719,939	
Repayment of principal on long-term liabilities is an expenditure in the governmental funds, but decreases the long-term liabilities in the statement of net position (Note 6)	7,084,670	
Interest on long-term liabilities is recognized in the period it is incurred, in governmental funds it is only recognized when it is due.	(232,019)	
Accreted interest on capital appreciation bonds is recognized in the period it is incurred. In governmental funds it is only recognized when it is due (Note 6).	230,502	
Internal service funds are presumed to benefit governmental activities.	1,069,143	
In government funds, pension costs are recognized when employer contributions are made. In the statement of activities, pension costs are recognized on the accrual basis. This year, the difference between accrual-basis pension costs and actual employer contributions was:	(7,084,783)	
In the statement of activities, expenses related to compensated absences are measured by the amounts earned during the year. In the governmental funds, expenditures are measured by the amount of financial resources used (Note 6).	\$ 150,390	(4,982,260)
Change in net position of governmental activities		<u>\$ (14,355,433)</u>

(Continued)

ALUM ROCK UNION ELEMENTARY SCHOOL DISTRICT
STATEMENT OF FUND NET POSITION - PROPRIETARY FUND
SELF-INSURANCE FUND - GOVERNMENTAL ACTIVITIES
June 30, 2019

ASSETS

Cash and investments (Note 2):	
Cash in County Treasury	\$ 3,619,687
Receivables	20,103
Prepaid expenses	861,876
Due from other funds	<u>19,987</u>
Total current assets	<u>4,521,653</u>

LIABILITIES

Claims liability (Note 5)	<u>51,394</u>
---------------------------	---------------

NET POSITION

Unrestricted	<u>\$ 4,470,259</u>
--------------	---------------------

The accompanying notes are an integral
part of these financial statements.

ALUM ROCK UNION ELEMENTARY SCHOOL DISTRICT
STATEMENT OF CHANGE IN
FUND NET POSITION - PROPRIETARY FUND
SELF-INSURANCE FUND - GOVERNMENTAL ACTIVITIES
For the Year Ended June 30, 2019

Operating revenues:	
Self-insurance premiums	\$ 19,549,837
Other state and local sources	<u>168,036</u>
Total operating revenues	<u>19,717,873</u>
Operating expenses:	
Classified salaries	67,660
Employee benefits	38,122
Books and supplies	1,952
Contract services	<u>18,610,085</u>
Total operating expenses	<u>18,717,819</u>
Operating income	1,000,054
Non-operating revenue:	
Interest income	<u>69,089</u>
Change in net position	1,069,143
Total net position, July 1, 2018	<u>3,401,116</u>
Total net position, June 30, 2019	<u><u>\$ 4,470,259</u></u>

The accompanying notes are an integral
part of these financial statements.

ALUM ROCK UNION ELEMENTARY SCHOOL DISTRICT
STATEMENT OF CASH FLOWS - PROPRIETARY FUND
SELF-INSURANCE FUND - GOVERNMENTAL ACTIVITIES
For the Year Ended June 30, 2019

Cash flows from operating activities:	
Cash received from self-insurance premiums	\$ 20,028,220
Cash paid for other activities	(1,952)
Cash paid for employee services	(105,782)
Cash paid for contract services	<u>(21,359,678)</u>
Net cash used in operating activities	(1,439,192)
Cash flows provided by investing activities:	
Interest income	<u>69,089</u>
Decrease in cash and investments	(1,370,103)
Cash and investments, July 1, 2018	<u>4,989,790</u>
Cash and investments, June 30, 2019	<u><u>\$ 3,619,687</u></u>
Reconciliation of operating income to net cash used in operating activities:	
Operating income	<u>\$ 1,000,054</u>
Adjustments to reconcile operating income to net cash used in operating activities:	
Decrease in receivables and other assets	321,418
Increase in due from other funds	(19,987)
Decrease in prepaid expenses	8,916
Decrease in claims liability	(496,928)
Decrease in due to other funds	<u>(2,252,665)</u>
Total adjustments	<u>(2,439,246)</u>
Net cash used in operating activities	<u><u>\$ (1,439,192)</u></u>

The accompanying notes are an integral part of these financial statements.

ALUM ROCK UNION ELEMENTARY SCHOOL DISTRICT
STATEMENT OF FIDUCIARY NET POSITION
AGENCY FUND
June 30, 2019

	Student Body Fund
ASSETS	
Cash on hand and in banks (Note 2)	<u>\$ 258,401</u>
LIABILITIES	
Due to student groups	<u>\$ 258,401</u>

The accompanying notes are an integral
part of these financial statements.

ALUM ROCK UNION ELEMENTARY SCHOOL DISTRICT
NOTES TO FINANCIAL STATEMENTS
June 30, 2019

NOTE 1 - SUMMARY OF SIGNIFICANT ACCOUNTING POLICIES

Alum Rock Union Elementary School District (the "District") accounts for its financial transactions in accordance with the policies and procedures of the California Department of Education's *California School Accounting Manual*. The accounting policies of the District conform to accounting principles generally accepted in the United States of America as prescribed by the Governmental Accounting Standards Board and the American Institute of Certified Public Accountants. The following is a summary of the more significant policies.

Reporting Entity: The Board of Trustees is the level of government which has governance responsibilities over all activities related to public elementary school education in the District. The Board is not included in any other governmental "reporting entity" as defined by the Governmental Accounting Standards Board since Board members have decision-making authority, the power to designate management, the responsibility to significantly influence operations and primary accountability for fiscal matters. The District receives funding from local, state and federal governmental sources and must comply with all the requirements of these funding source entities.

Basis of Presentation - Financial Statements: The basic financial statements include a Management's Discussion and Analysis (MD & A) section providing an analysis of the District's overall financial position and results of operations, financial statements prepared using full accrual accounting for all of the District's activities, including infrastructure, and a focus on the major funds.

Basis of Presentation - Government-Wide Financial Statements: The Statement of Net Position and the Statement of Activities displays information about the reporting government as a whole. Fiduciary funds are not included in the government-wide financial statements. Fiduciary funds are reported only in the Statement of Fiduciary Net Position at the fund financial statement level.

The Statement of Net Position and the Statement of Activities are prepared using the economic resources measurement focus and the accrual basis of accounting. Revenues, expenses, gains, losses, assets and liabilities resulting from exchange and exchange-like transactions are recognized when the exchange takes place. Revenues, expenses, gains, losses, assets and liabilities resulting from nonexchange transactions are recognized in accordance with the requirements of Governmental Accounting Standards Board Codification Section (GASB Cod. Sec.) N50.118-.121.

Program revenues: Program revenues included in the Statement of Activities derive directly from the program itself or from parties outside the District's taxpayers or citizenry, as a whole; program revenues reduce the cost of the function to be financed from the District's general revenues.

Allocation of indirect expenses: The District reports all direct expenses by function in the Statement of Activities. Direct expenses are those that are clearly identifiable with a function. Depreciation expense is specifically identified by function and is included in the direct expense of each function. Interest on long-term liabilities is considered an indirect expense and is reported separately on the Statement of Activities.

Basis of Presentation - Fund Accounting: The accounts of the District are organized on the basis of funds or account groups, each of which is considered to be a separate accounting entity. The operations of each fund are accounted for with a separate set of self-balancing accounts that comprise its assets, deferred outflows of resources, liabilities, deferred inflows of resources, fund balances, revenues, and expenditures. District resources are allocated to and accounted for in individual funds based upon the purpose for which they are to be spent and the means by which spending activities are controlled.

(Continued)

NOTE 1 - SUMMARY OF SIGNIFICANT ACCOUNTING POLICIES (Continued)

A - Major Funds

General Fund:

The General Fund is the general operating fund of the District and accounts for all revenues and expenditures of the District not encompassed within other funds. All general tax revenues and other receipts that are not allocated by law or contractual agreement to some other fund are accounted for in this fund. General operating expenditures and the capital improvement costs that are not paid through other funds are paid from the General Fund.

Building Fund:

The Building Fund is a capital projects fund used to account for proceeds from the sale of general obligation bonds, and use of those funds for the acquisition of capital facilities by the District.

Bond Interest and Redemption Fund:

The Bond Interest and Redemption Fund is a debt service fund used to account for the accumulation of resources for, and the payment of, general long-term debt principal, interest, and related costs.

B - Other Funds

Special Revenue Funds are used to account for the proceeds of specific revenue sources that are legally restricted to expenditures for specific purposes. This includes the Child Development, Cafeteria and Deferred Maintenance Funds.

Capital Projects Funds are used to account for resources used for the acquisition of capital facilities by the District. This includes the Capital Facilities, County School Facilities and Special Reserve for Capital Outlay Funds.

The Tax Override Fund is a debt service fund used to account for the accumulation of resources for, and the payment of, general long-term debt principal, interest, and related costs.

The Self-Insurance Fund is an internal service fund which is used to account for the District's employee medical, dental and vision benefits.

The Agency Fund is a Fiduciary Fund for which the District acts as an agent. The District operates one Agency Fund, the Student Body Fund, which accounts for all cash activity and assets of the various student bodies of the District.

Basis of Accounting: Basis of accounting refers to when revenues and expenditures or expenses are recognized in the accounts and reported in the financial statements. Basis of accounting relates to the timing of the measurement made, regardless of the measurement focus applied.

(Continued)

ALUM ROCK UNION ELEMENTARY SCHOOL DISTRICT
NOTES TO FINANCIAL STATEMENTS
June 30, 2019

NOTE 1 - SUMMARY OF SIGNIFICANT ACCOUNTING POLICIES (Continued)

Accrual: Governmental activities in the government-wide financial statements, proprietary fund and fiduciary fund financial statements are presented on the accrual basis of accounting. Revenues are recognized when earned and expenses are recognized when incurred.

Modified Accrual: The governmental funds financial statements are presented on the modified accrual basis of accounting. Under the modified accrual basis of accounting, revenues are recorded when susceptible to accrual; i.e., both measurable and available. "Available" means collectible in the current period or within one year after year end. Expenditures are generally recognized under the modified accrual basis of accounting when the related liability is incurred. The exception to this general rule is that principal and interest on general obligation long-term liabilities, if any, is recognized when due.

Budgets and Budgetary Accounting: By state law, the Board of Trustees must adopt a final budget by July 1. A public hearing is conducted to receive comments prior to adoption. The Board of Trustees complied with these requirements.

Receivables: Receivables are made up principally of amounts due from the State of California and Categorical programs. The District has determined that no allowance for doubtful accounts was needed as of June 30, 2019.

Inventory: Inventory in the Cafeteria Fund consists mainly of consumable supplies held for future use and are valued at actual cost. Inventories are recorded as expenditures at the time individual inventory items are transferred from the warehouse to schools and offices.

Capital Assets: Capital assets purchased or acquired, with an original cost of \$5,000 or more, are recorded at historical cost or estimated historical cost. Contributed assets are reported at acquisition value for the contributed asset. Additions, improvements and other capital outlay that significantly extend the useful life of an asset are capitalized. Other costs incurred for repairs and maintenance are expensed as incurred. Capital assets are depreciated using the straight-line method over 4 - 30 years depending on asset types.

Interfund Activity: Interfund activity is reported as either loans, services provided, reimbursements or transfers. Loans are reported as interfund receivables and payables as appropriate and are subject to elimination upon consolidation. Services provided, deemed to be at market or near market rates, are treated as revenues and expenditures/expenses. Reimbursements are when one fund incurs a cost, charges the appropriate benefiting fund and reduces its related cost as a reimbursement. All other interfund transactions are treated as transfers. Transfers between governmental or proprietary funds are netted as part of the reconciliation to the government-wide financial statements.

Deferred Outflows/Inflows of Resources: In addition to assets, the Statement of Net Position includes a separate section for deferred outflows of resources. This separate financial statement element represents a consumption of net position that applies to a future periods, and as such will not be recognized as an outflow of resources (expense/expenditures) until then. The District has recognized a deferred loss on refunding of debt resulting from the difference in the carrying value of refunded debt and its reacquisition price. This amount is deferred and amortized over the shorter life of the refunded or refunding debt. Additionally, the District has recognized a deferred outflow of resources related to the recognition of the net pension liability reported in the Statement of Net Position.

In addition to liabilities, the Statement of Net Position includes a separate section for deferred inflows of resources. This separate financial statement element represents an acquisition of net position that applies to a future periods and as such, will not be recognized as an inflow of resources (revenue) until that time. The District has recognized a deferred inflow of resources related to the recognition of the net pension liability reported which is in the Statement of Net Position.

(Continued)

ALUM ROCK UNION ELEMENTARY SCHOOL DISTRICT
 NOTES TO FINANCIAL STATEMENTS
 June 30, 2019

NOTE 1 - SUMMARY OF SIGNIFICANT ACCOUNTING POLICIES (Continued)

Pensions: For purposes of measuring the net pension liability, deferred outflows of resources and deferred inflows of resources related to pensions, and pension expense, information about the fiduciary net position of the State Teachers' Retirement Plan (STRP) and Public Employers Retirement Fund B (PERF B) and additions to/deductions from STRP's and PERF B's fiduciary net position have been determined on the same basis as they are reported by STRP and PERF B. For this purpose, benefit payments (including refunds of employee contributions) are recognized when due and payable in accordance with the benefit terms. Certain investments are reported at fair value. The following is a summary of pension amounts in aggregate:

	<u>STRP</u>	<u>PERF B</u>	<u>Total</u>
Deferred outflows of resources	<u>\$ 24,950,218</u>	<u>\$ 12,920,472</u>	<u>\$ 37,870,690</u>
Deferred inflows of resources	<u>\$ 8,037,000</u>	<u>\$ 145,000</u>	<u>\$ 8,182,000</u>
Net pension liability	<u>\$ 98,336,000</u>	<u>\$ 43,234,000</u>	<u>\$ 141,570,000</u>
Pension expense	<u>\$ 21,365,117</u>	<u>\$ 10,546,404</u>	<u>\$ 31,911,521</u>

Compensated Absences: Compensated absences benefits in the amount of \$112,830 are recorded as a liability of the District. The liability is for the earned but unused benefits.

Accumulated Sick Leave: Sick leave benefits are accumulated for each employee. The employees do not gain a vested right to accumulated sick leave. Accumulated sick leave benefits are not recognized as liabilities of the District since cash payment of such benefits is not probable. Therefore, sick leave benefits are recorded as expenditures in the period that sick leave is taken.

Payables: As of June 30, 2019 the General Fund has reported \$10,842,254 of Payables, comprised of \$5,405,483 of accrued compensation and benefits and \$5,436,771 of accounts payable and accrued expenditures.

Unearned Revenue: Revenues from federal, state, and local special projects and programs are recognized when qualified expenditures have been incurred. Funds received but not earned are recorded as unearned revenue until earned.

Net Position: Net position is displayed in three components:

- 1 - Net Investment in Capital Assets - Consists of capital assets including restricted capital assets, net of accumulated depreciation and reduced by the outstanding balances (excluding unspent bond proceeds) of any bonds, mortgages, notes or other borrowings that are attributable to the acquisition, construction, or improvement of those assets.
- 2- Restricted Net Position - Restrictions of the ending net position indicate the portions of net position not appropriate for expenditure or amounts legally segregated for a specific future use. The restriction for legally restricted programs represents the portion of net position restricted to specific program expenditures. The restriction for capital projects represents the portion of net position restricted for capital projects. The restriction for debt service represents the portion of net position available for the retirement of debt. It is the District's policy to use restricted net position first when allowable expenditures are incurred.
- 3 - Unrestricted Net Position - All other net position that does not meet the definitions of "restricted" or "net investment in capital assets".

(Continued)

ALUM ROCK UNION ELEMENTARY SCHOOL DISTRICT
NOTES TO FINANCIAL STATEMENTS
June 30, 2019

NOTE 1 - SUMMARY OF SIGNIFICANT ACCOUNTING POLICIES (Continued)

Fund Balance Classifications: Governmental Accounting Standards Board Codification Sections 1300 and 1800, *Fund Balance Reporting and Governmental Fund Type Definitions* (GASB Cod. Sec. 1300 and 1800) implements a five-tier fund balance classification hierarchy that depicts the extent to which a government is bound by spending constraints imposed on the use of its resources. The five classifications, discussed in more detail below, are nonspendable, restricted, committed, assigned and unassigned.

A - Nonspendable Fund Balance:

The nonspendable fund balance classification reflects amounts that are not in spendable form, such as revolving fund cash and inventory.

B - Restricted Fund Balance:

The restricted fund balance classification reflects amounts subject to externally imposed and legally enforceable constraints. Such constraints may be imposed by creditors, grantors, contributors, or laws or regulations of other governments, or may be imposed by law through constitutional provisions or enabling legislation. These are the same restrictions used to determine restricted net position as reported in the government-wide and fiduciary trust fund statements.

C - Committed Fund Balance:

The committed fund balance classification reflects amounts subject to internal constraints self-imposed by formal action of the Board of Trustees. The constraints giving rise to committed fund balance must be imposed no later than the end of the reporting period. The actual amounts may be determined subsequent to that date but prior to the issuance of the financial statements. The District had no committed fund balances as of June 30, 2019.

D - Assigned Fund Balance:

The assigned fund balance classification reflects amounts that the District's Board of Trustees has approved to be used for specific purposes, based on the District's intent related to those specific purposes. While the Board of Trustees has empowered members of management to suggest individual amounts to be assigned, as of June 30, 2019, no formal designation of assignment authority has occurred and the Board of Trustees retains ultimate authority for assigning fund balance. The District had no assigned fund balances as of June 30, 2019.

E - Unassigned Fund Balance:

In the General Fund only, the unassigned fund balance classification reflects the residual balance that has not been assigned to other funds and that is not restricted, committed, or assigned to specific purposes.

In any fund other than the General Fund, a positive unassigned fund balance is never reported because amounts in any other fund are assumed to have been assigned, at least, to the purpose of that fund. However, deficits in any fund, including the General Fund that cannot be eliminated by reducing or eliminating amounts assigned to other purposes are reported as negative unassigned fund balance.

Fund Balance Policy: The District has an expenditure policy relating to fund balances. For purposes of fund balance classifications, expenditures are to be spent from restricted fund balances first, followed in order by committed fund balances (if any), assigned fund balances and lastly unassigned fund balances.

(Continued)

ALUM ROCK UNION ELEMENTARY SCHOOL DISTRICT
NOTES TO FINANCIAL STATEMENTS
June 30, 2019

NOTE 1 - SUMMARY OF SIGNIFICANT ACCOUNTING POLICIES (Continued)

While GASB Cod. Sec. 1300 and 1800 do not require districts to establish a minimum fund balance policy or a stabilization arrangement, GASB Cod. Sec. 1300 and 1800 do require the disclosure of a minimum fund balance policy and stabilization arrangements, if they have been adopted by the Board of Trustees. At June 30, 2019, the District has not established a minimum fund balance policy nor has it established a stabilization arrangement.

Property Taxes: Secured property taxes are attached as an enforceable lien on property as of March 1. Taxes are due in two installments on December 10 and April 10. Unsecured property taxes are due in one installment on or before August 31. The County of Santa Clara bills and collects taxes for the District. Tax revenues are recognized by the District when received.

Eliminations and Reclassifications: In the process of aggregating data for the Statement of Net Position and the Statement of Activities, some amounts reported as interfund activity and balances in the funds were eliminated or reclassified. Interfund receivables and payables were eliminated to minimize the "grossing up" effect on assets and liabilities within the governmental activities column.

Estimates: The preparation of financial statements in conformity with accounting principles generally accepted in the United States of America requires management to make estimates and assumptions. These estimates and assumptions affect the reported amounts of assets and liabilities and disclosure of contingent assets and liabilities at the date of the financial statements and the reported amounts of revenues and expenditures during the reporting period. Accordingly, actual results may differ from those estimates.

NOTE 2 - CASH AND INVESTMENTS

Cash and investments at June 30, 2019 consisted of the following:

	<u>Governmental Activities</u>	<u>Fiduciary Funds</u>
Pooled Funds:		
Cash in County Treasury	\$ 41,570,808	\$ -
Deposits:		
Cash on hand and in banks	43,169	258,401
Cash in revolving fund	21,000	-
Cash with Fiscal Agent	2,800,095	-
Total	\$ 44,435,072	\$ 258,401

Pooled Funds: In accordance with Education Code Section 41001, the District maintains substantially all of its cash in the interest bearing Santa Clara Treasurer's Pooled Investment Fund. The District is considered to be an involuntary participant in an external investment pool. The fair value of the District's investment in the pool is reported in the financial statements at amounts based upon the District's pro-rata share of the fair value provided by the County Treasurer for the entire portfolio (in relation to the amortized cost of that portfolio). The balance available for withdrawal is based on the accounting records maintained by the County Treasurer, which is recorded on the amortized cost basis.

(Continued)

ALUM ROCK UNION ELEMENTARY SCHOOL DISTRICT
NOTES TO FINANCIAL STATEMENTS
June 30, 2019

NOTE 2 - CASH AND INVESTMENTS (Continued)

Deposits - Custodial Credit Risk: The District limits custodial credit risk by ensuring uninsured balances are collateralized by the respective financial institution. Cash balances held in banks are insured up to \$250,000 by the Federal Deposit Insurance Corporation (FDIC) and are collateralized by the respective financial institution. At June 30, 2019, the carrying amount of the District's accounts was \$322,570 and the bank balance was \$370,606, all of which was uninsured.

Cash with Fiscal Agent: Cash with Fiscal Agent represents funds held by Fiscal Agents restricted for capital projects, in the Building Fund.

The District categorizes its fair value measurements within the fair value hierarchy established by generally accepted accounting principles. The hierarchy is based on the valuation inputs used to measure the fair value of the asset. Level 1 inputs are quoted prices in active markets for identical assets; Level 2 inputs are significant other observable inputs; Level 3 inputs are significant unobservable inputs. The money market funds of \$2,800,095 are considered Level 1.

Interest Rate Risk: The District does not have a formal investment policy that limits cash and investment maturities as a means of managing its exposure to fair value losses arising from increasing interest rates. At June 30, 2019, the District had no significant interest rate risk related to cash and investments held.

Credit Risk: The District does not have a formal investment policy that limits its investment choices other than the limitations of state law.

Concentration of Credit Risk: The District does not place limits on the amount it may invest in any one issuer. At June 30, 2019, the District had no concentration of credit risk.

NOTE 3 - INTERFUND TRANSACTIONS

Interfund Activity: Transactions between funds of the District are recorded as interfund transfers, except for the Self-Insurance Fund activity which is recorded as income and expenditures of the Self-Insurance Fund and the General Fund respectively. The unpaid balances at year end, as a result of such transactions, are shown as due to and due from other funds.

Interfund Receivables/Payables: Individual fund interfund receivable and payable balances at June 30, 2019 were as follows:

<u>Fund</u>	<u>Interfund Receivables</u>	<u>Interfund Payables</u>
Major Funds:		
General	\$ 461,815	\$ 312,291
Non-Major Funds:		
Child Development	-	60,174
Cafeteria	42,304	401,641
Deferred Maintenance	250,000	-
Self-Insurance	<u>19,987</u>	<u>-</u>
Totals	<u>\$ 774,106</u>	<u>\$ 774,106</u>

(Continued)

ALUM ROCK UNION ELEMENTARY SCHOOL DISTRICT
NOTES TO FINANCIAL STATEMENTS
June 30, 2019

NOTE 3 - INTERFUND TRANSACTIONS (Continued)

The interfund receivable and payable balances between the General Fund and the Cafeteria Fund were due to indirect cost allocations and to cover short-term operational needs, and were paid subsequent to June 30, 2019. The interfund receivable and payable balances between the General Fund and the Deferred Maintenance Fund were for contributions towards district maintenance expenses, and were paid subsequent to June 30, 2019. Other interfund receivable and payable balances at June 30, 2019 were not significant.

Transfers: Transfers consist of operating transfers from funds receiving revenue to funds through which the resources are to be expended.

Transfers for the 2018-2019 fiscal year were as follows:

Transfer from the Cafeteria Fund to the General Fund for the allocation of indirect costs.	\$ 401,641
Transfer from the Child Development Fund to the General Fund for the allocation of indirect costs.	3,844
Transfer from the General Fund to the Deferred Maintenance Fund for contributions towards district maintenance expenses.	250,000
Transfer from the Tax Override Fund to the General Fund to close out the fund.	<u>41,705</u>
	<u><u>\$ 697,190</u></u>

NOTE 4 - CAPITAL ASSETS

A schedule of changes in capital assets for the year ended June 30, 2019 is shown below:

	Balance July 1, <u>2018</u>	<u>Additions</u>	<u>Deductions</u>	Balance June 30, <u>2019</u>
Non-depreciable:				
Land	\$ 2,408,678	\$ -	\$ -	\$ 2,408,678
Work-in-progress	2,877,722	438,454	-	3,316,176
Depreciable:				
Buildings	194,013,650	-	-	194,013,650
Equipment	16,419,076	25,855	-	16,444,931
Improvement of sites	<u>41,865,651</u>	<u>-</u>	<u>-</u>	<u>41,865,651</u>
Totals, at cost	<u>257,584,777</u>	<u>464,309</u>	<u>-</u>	<u>258,049,086</u>
Less accumulated depreciation:				
Buildings	(94,918,387)	(4,935,264)	-	(99,853,651)
Equipment	(13,311,750)	(1,236,992)	-	(14,548,742)
Improvement of sites	<u>(28,735,173)</u>	<u>(884,782)</u>	<u>-</u>	<u>(29,619,955)</u>
Total accumulated depreciation	<u>(136,965,310)</u>	<u>(7,057,038)</u>	<u>-</u>	<u>(144,022,348)</u>
Capital assets, net	<u>\$ 120,619,467</u>	<u>\$ (6,592,729)</u>	<u>\$ -</u>	<u>\$ 114,026,738</u>

Depreciation expense was charged to governmental activities as follows:

Instruction	<u>\$ 7,057,038</u>
-------------	---------------------

(Continued)

ALUM ROCK UNION ELEMENTARY SCHOOL DISTRICT
NOTES TO FINANCIAL STATEMENTS
June 30, 2019

NOTE 5 - SELF-INSURANCE

The District acquired medical coverage (medical, dental, vision) for their employees from insurance carriers. However, for certain medical plans, the District provides a third party administrator of self-insured medical benefits with rates set through an annual calculation process. The employees' and Districts' contribution are placed in a common fund from which premiums and payments are made for participants. The District records an estimated liability for its self-insured medical plans. The medical claims liability of \$51,394 is based on an actuarial estimate discounted at 5%. During the year ended June 30, 2019, the District began the process of transferring out of the medical plans requiring this coverage and as such the claims liability is significantly reduced in comparison with prior years. Changes in the District's claims liabilities from July 1, 2017 through June 30, 2019 were as follows:

	<u>Total</u>
Claims liability at July 1, 2017	\$ 556,289
Incurred claims	19,811,734
Claim payments	<u>(19,819,701)</u>
Claims liability at June 30, 2018	548,322
Incurred claims	18,610,085
Claim payments	<u>(19,107,013)</u>
Claims liability at June 30, 2019	<u><u>\$ 51,394</u></u>

NOTE 6 - LONG-TERM LIABILITIES

On March 31, 2010 the District issued \$13,600,000 of General Obligation Refunding Bonds to refund prior bonds issued, including General Obligation Bonds Series of 1997 and 2001 General Obligation Bonds, Series D. No amounts are outstanding on the refunded bonds. The 2010 Refunding Bonds bear interest at rates ranging from 3.0% to 5.0% and mature in varying amounts through September 2026, as follows:

<u>Year Ending June 30,</u>	<u>Principal</u>	<u>Interest</u>	<u>Total</u>
2020	\$ -	\$ 175,676	\$ 175,676
2021	490,000	166,488	656,488
2022	225,000	145,175	370,175
2023	225,000	120,925	345,925
2024	230,000	96,425	326,425
2025-2027	<u>890,000</u>	<u>132,325</u>	<u>1,022,325</u>
	<u><u>\$ 2,060,000</u></u>	<u><u>\$ 837,014</u></u>	<u><u>\$ 2,897,014</u></u>

(Continued)

ALUM ROCK UNION ELEMENTARY SCHOOL DISTRICT
NOTES TO FINANCIAL STATEMENTS
June 30, 2019

NOTE 6 - LONG-TERM LIABILITIES (Continued)

On July 9, 2012 the District issued \$12,035,000 of General Obligation Refunding Bond Series A and B to refund a portion of the District's outstanding 2003 General Obligation Refunding Bonds, a portion of its 2005 General Obligation Refunding Bonds, and to pay costs of issuing the Refunding Bonds. No amounts are outstanding on the refunded bonds. The 2012 Series A and B Refunding Bonds bear interest at rates ranging from 0.7% to 5.0% and mature in varying amounts through September 2021, as follows:

Year Ending <u>June 30,</u>	<u>Principal</u>	<u>Interest</u>	<u>Total</u>
2020	\$ 1,595,000	\$ 182,700	\$ 1,777,700
2021	1,735,000	116,100	1,851,100
2022	<u>1,785,000</u>	<u>40,700</u>	<u>1,825,700</u>
	<u>\$ 5,115,000</u>	<u>\$ 339,500</u>	<u>\$ 5,454,500</u>

On July 18, 2013 the District issued \$32,400,000 of General Obligation Bonds to finance the renovating and equipping of school facilities. The Bonds bear interest at rates ranging from 4.0% to 4.25% and mature in varying amounts through August 2043, as follows:

Year Ending <u>June 30,</u>	<u>Principal</u>	<u>Interest</u>	<u>Total</u>
2020	\$ -	\$ 1,771,150	\$ 1,771,150
2021	-	1,771,150	1,771,150
2022	-	1,771,150	1,771,150
2023	-	1,771,150	1,771,150
2024	-	1,771,150	1,771,150
2025-2029	660,000	8,833,950	9,493,950
2030-2034	5,050,000	8,195,263	13,245,263
2035-2039	9,785,000	6,144,175	15,929,175
2040-2044	<u>16,905,000</u>	<u>2,401,763</u>	<u>19,306,763</u>
	<u>\$ 32,400,000</u>	<u>\$ 34,430,901</u>	<u>\$ 66,830,901</u>

On August 15, 2013 the District issued \$3,600,000 of General Obligation Bonds 2012 Election, Series B to finance the renovating and equipping of school facilities. The Bonds bear interest at rates ranging from 0.496% to 2.641% and mature in varying amounts through August 2023, as follows:

Year Ending <u>June 30,</u>	<u>Principal</u>	<u>Interest</u>	<u>Total</u>
2020	\$ 200,000	\$ 42,029	\$ 242,029
2021	220,000	32,835	252,835
2022	240,000	22,766	262,766
2023	260,000	11,821	271,821
2024	<u>140,000</u>	<u>3,065</u>	<u>143,065</u>
	<u>\$ 1,060,000</u>	<u>\$ 112,516</u>	<u>\$ 1,172,516</u>

(Continued)

ALUM ROCK UNION ELEMENTARY SCHOOL DISTRICT
NOTES TO FINANCIAL STATEMENTS
June 30, 2019

NOTE 6 - LONG-TERM LIABILITIES (Continued)

On August 13, 2015 the District issued 2015 General Obligation Refunding Bonds in the amount of \$37,395,000. The 2015 Refunding Bonds were issued to advance refund a portion of the District's outstanding Election of 2008 General Obligation Bonds, Series A. At June 30, 2019, \$37,530,000 of defeased bonds remain outstanding. The 2015 GO Refunding Bonds bear interest at rates ranging from 3% to 5% and mature during succeeding years through August 2033, as follows:

Year Ending <u>June 30,</u>	<u>Principal</u>	<u>Interest</u>	<u>Total</u>
2020	\$ 875,000	\$ 1,639,400	\$ 2,514,400
2021	1,030,000	1,596,150	2,626,150
2022	1,205,000	1,540,275	2,745,275
2023	1,395,000	1,475,275	2,870,275
2024	1,600,000	1,400,400	3,000,400
2025-2029	11,695,000	5,502,825	17,197,825
2030-2034	<u>19,090,000</u>	<u>2,412,525</u>	<u>21,502,525</u>
	<u>\$ 36,890,000</u>	<u>\$ 15,566,850</u>	<u>\$ 52,456,850</u>

On January 14, 2016, the District issued Election of 2012, Series C General Obligation Bonds totaling \$17,500,000, to finance the renovating and equipping of school facilities. The 2012 Series C Bonds bear interest at rates ranging from 2.0% to 5.25% and mature in varying amounts through August 2040, as follows:

Year Ending <u>June 30,</u>	<u>Principal</u>	<u>Interest</u>	<u>Total</u>
2020	\$ -	\$ 494,256	\$ 494,256
2021	80,000	492,256	572,256
2022	170,000	639,560	809,560
2023	-	788,863	788,863
2024	200,000	783,863	983,863
2025-2029	3,200,000	3,521,062	6,721,062
2030-2034	3,785,000	2,695,913	6,480,913
2036-2040	6,180,000	1,715,400	7,895,400
2040-2044	<u>3,405,000</u>	<u>182,831</u>	<u>3,587,831</u>
	<u>\$ 17,020,000</u>	<u>\$ 11,314,004</u>	<u>\$ 28,334,004</u>

(Continued)

ALUM ROCK UNION ELEMENTARY SCHOOL DISTRICT
NOTES TO FINANCIAL STATEMENTS
June 30, 2019

NOTE 6 - LONG-TERM LIABILITIES (Continued)

On October 26, 2016 the District issued 2016 General Obligation Refunding Bonds, Series A in the amount of \$1,855,000. The 2016 Refunding Bonds were issued to advance refund a portion of the District's outstanding 1991 Election General Obligation Refunding Bonds, 2010 Series A. At June 30, 2019, \$1,835,000 of defeased bonds remain outstanding. The 2016 Series A Refunding GO Bonds bear interest at rates ranging from 2.0% to 4.0% and mature through August 2026, as follows:

Year Ending <u>June 30,</u>	<u>Principal</u>	<u>Interest</u>	<u>Total</u>
2020	\$ -	\$ 73,000	\$ 73,000
2021	-	73,000	73,000
2022	265,000	67,700	332,700
2023	260,000	57,200	317,200
2024	265,000	46,700	311,700
2025-2027	<u>1,035,000</u>	<u>62,100</u>	<u>1,097,100</u>
	<u>\$ 1,825,000</u>	<u>\$ 379,700</u>	<u>\$ 2,204,700</u>

On October 26, 2016 the District issued 2016 General Obligation Refunding Bonds, Series B in the amount of \$7,055,000. The 2016 Refunding Bonds were issued to advance refund a portion of the District's outstanding 2007 General Obligation Refunding Bonds. As of June 30, 2019, \$6,610,000 of defeased bonds remain outstanding. The 2016 Series A Refunding GO Bonds bear interest at rates ranging from 1.0% to 2.625% and mature through August 2026, as follows:

Year Ending <u>June 30,</u>	<u>Principal</u>	<u>Interest</u>	<u>Total</u>
2020	\$ 185,000	\$ 98,038	\$ 283,038
2021	105,000	95,797	200,797
2022	110,000	93,844	203,844
2023	1,325,000	78,666	1,403,666
2024	635,000	57,444	692,444
2025-2027	<u>2,010,000</u>	<u>78,113</u>	<u>2,088,113</u>
	<u>\$ 4,370,000</u>	<u>\$ 501,902</u>	<u>\$ 4,871,902</u>

Certificates of Participation: In June 2010, the District issued 2010 Series A Certificates of Participation (COPs) totaling \$25,000,000 for the purpose of financing the modernization, equipping, furnishing and/or improving of certain capital facilities of the District. The COPs bear an interest rate of 5.470% and mature through June 2027, as follows:

Year Ending <u>June 30,</u>	<u>Principal</u>	<u>Interest</u>	<u>Total</u>
2020	\$ 2,270,000	\$ 994,992	\$ 3,264,992
2021	2,270,000	870,824	3,140,824
2022	2,275,000	746,656	3,021,656
2023	2,275,000	622,212	2,897,212
2024	2,275,000	566,107	2,841,107
2025-2027	<u>6,825,000</u>	<u>553,876</u>	<u>7,378,876</u>
	<u>\$ 18,190,000</u>	<u>\$ 4,354,667</u>	<u>\$ 22,544,667</u>

(Continued)

ALUM ROCK UNION ELEMENTARY SCHOOL DISTRICT
NOTES TO FINANCIAL STATEMENTS
June 30, 2019

NOTE 6 - LONG-TERM LIABILITIES (Continued)

Changes in Long-Term Liabilities: A schedule of changes in long-term liabilities for the year ended June 30, 2019 is shown below:

	Balance <u>July 1, 2018</u>	<u>Additions</u>	<u>Deductions</u>	Balance June 30, <u>2019</u>	Amounts Due Within <u>One Year</u>
Governmental activities:					
<u>Debt</u>					
General Obligation Bonds	\$ 105,554,670	\$ -	\$ 4,814,670	\$ 100,740,000	\$ 2,855,000
Accreted interest	230,502	14,828	245,330	-	-
Unamortized premiums	6,103,483	-	719,939	5,383,544	738,763
Certificates of Participation	20,460,000	-	2,270,000	18,190,000	2,270,000
<u>Other long-term liabilities:</u>					
Net pension liability (Notes 8 and 9)	137,539,000	4,031,000	-	141,570,000	-
Compensated absences	263,220	-	150,390	112,830	112,830
	<u>\$ 270,150,875</u>	<u>\$ 4,045,828</u>	<u>\$ 8,200,329</u>	<u>\$ 265,996,374</u>	<u>\$ 5,976,593</u>

Payments on the General Obligation Bonds are made from the Bond Interest and Redemption Fund. Payments on the Certificates of Participation are made from the County School Facilities Fund. Payments for compensated absences are made from the fund for which the related employee worked.

NOTE 7 - FUND BALANCES

Fund balances, by category, at June 30, 2019 consisted of the following:

	General <u>Fund</u>	Building <u>Fund</u>	Bond Interest and Redemption <u>Fund</u>	All Non-Major <u>Funds</u>	<u>Total</u>
Nonspendable:					
Revolving cash fund	\$ 20,000	\$ -	\$ -	\$ 1,000	\$ 21,000
Stores Inventory	-	-	-	85,538	85,538
Prepaid expenditures	9,295	-	-	-	9,295
Subtotal nonspendable	<u>29,295</u>	<u>-</u>	<u>-</u>	<u>86,538</u>	<u>115,833</u>
Restricted:					
Legally restricted programs	4,486,460	-	-	2,759,202	7,245,662
Capital projects	-	8,076,851	-	4,075,592	12,152,443
Debt service	-	-	5,545,916	-	5,545,916
Subtotal restricted	<u>4,486,460</u>	<u>8,076,851</u>	<u>5,545,916</u>	<u>6,834,794</u>	<u>24,944,021</u>
Unassigned:					
Designated for economic uncertainty	4,366,162	-	-	-	4,366,162
Undesignated	6,858,604	-	-	-	6,858,604
Subtotal unassigned	<u>11,224,766</u>	<u>-</u>	<u>-</u>	<u>-</u>	<u>11,224,766</u>
Total fund balances	<u>\$ 15,740,521</u>	<u>\$ 8,076,851</u>	<u>\$ 5,545,916</u>	<u>\$ 6,921,332</u>	<u>\$ 36,284,620</u>

(Continued)

NOTE 8 – NET PENSION LIABILITY – STATE TEACHERS' RETIREMENT PLAN

General Information about the State Teachers' Retirement Plan

Plan Description: Teaching-certified employees of the District are provided with pensions through the State Teachers' Retirement Plan (STRP) – a cost-sharing multiple-employer defined benefit pension plan administered by the California State Teachers' Retirement System (CalSTRS). The Teachers' Retirement Law (California Education Code Section 22000 et seq.), as enacted and amended by the California Legislature, established this plan and CalSTRS as the administrator. The benefit terms of the plans may be amended through legislation. CalSTRS issues a publicly available financial report that can be obtained at <http://www.calstrs.com/comprehensive-annual-financial-report>.

Benefits Provided: The STRP Defined Benefit Program has two benefit formulas:

- CalSTRS 2% at 60: Members first hired on or before December 31, 2012, to perform service that could be creditable to CalSTRS.
- CalSTRS 2% at 62: Members first hired on or after January 1, 2013, to perform service that could be creditable to CalSTRS.

The Defined Benefit Program provides retirement benefits based on members' final compensation, age and years of service credit. In addition, the retirement program provides benefits to members upon disability and to survivors/beneficiaries upon the death of eligible members. There are several differences between the two benefit formulas which are noted below.

CalSTRS 2% at 60

CalSTRS 2% at 60 members are eligible for normal retirement at age 60, with a minimum of five years of credited service. The normal retirement benefit is equal to 2.0 percent of final compensation for each year of credited service. Early retirement options are available at age 55 with five years of credited service or as early as age 50 with 30 years of credited service. The age factor for retirements after age 60 increases with each quarter year of age to 2.4 percent at age 63 or older. Members who have 30 years or more of credited service receive an additional increase of up to 0.2 percent to the age factor, known as the career factor. The maximum benefit with the career factor is 2.4 percent of final compensation.

CalSTRS calculates retirement benefits based on a one-year final compensation for members who retired on or after January 1, 2001, with 25 or more years of credited service, or for classroom teachers with less than 25 years of credited service if the employer elected to pay the additional benefit cost prior to January 1, 2014. One-year final compensation means a member's highest average annual compensation earnable for 12 consecutive months calculated by taking the creditable compensation that a member could earn in a school year while employed on a fulltime basis, for a position in which the person worked. For members with less than 25 years of credited service, final compensation is the highest average annual compensation earnable for any three consecutive years of credited service.

CalSTRS 2% at 62

CalSTRS 2% at 62 members are eligible for normal retirement at age 62, with a minimum of five years of credited service. The normal retirement benefit is equal to 2.0 percent of final compensation for each year of credited service. An early retirement option is available at age 55. The age factor for retirement after age 62 increases with each quarter year of age to 2.4 percent at age 65 or older.

All CalSTRS 2% at 62 members have their final compensation based on their highest average annual compensation earnable for three consecutive years of credited service.

(Continued)

ALUM ROCK UNION ELEMENTARY SCHOOL DISTRICT
 NOTES TO FINANCIAL STATEMENTS
 June 30, 2019

NOTE 8 – NET PENSION LIABILITY – STATE TEACHERS’ RETIREMENT PLAN (Continued)

Contributions: Required member, employer and state contribution rates are set by the California Legislature and Governor and detailed in Teachers’ Retirement Law. Contribution rates are expressed as a level percentage of payroll using the entry age normal actuarial cost method.

In June 2019, California Senate Bill 90 (SB 90) was signed into law and appropriated approximately \$2.2 billion in fiscal year 2018–19 from the state’s General Fund as contributions to CalSTRS on behalf of employers. The bill requires portions of the contribution to supplant the amounts remitted by employers such that the amounts remitted will be 1.03 and 0.70 percentage points less than the statutorily required amounts due for fiscal years 2019–20 and 2020–21, respectively. The remaining portion of the contribution is allocated to reduce the employers’ share of the unfunded actuarial obligation of the Defined Benefit Program.

The employer contribution rates set in statute by the CalSTRS Funding Plan were not changed by the passage of SB 90. A summary of statutory contribution rates and other sources of contributions to the Defined Benefit Program are as follows:

Members - Under CalSTRS 2% at 60, the member contribution rate was 10.25 percent of applicable member earnings for fiscal year 2018-19. Under CalSTRS 2% at 62, members contribute 50 percent of the normal cost of their retirement plan, which resulted in a contribution rate of 10.205 percent of applicable member earnings for fiscal year 2018-19.

In general, member contributions cannot increase unless members are provided with some type of “comparable advantage” in exchange for such increases. Under previous law, the Legislature could reduce or eliminate the 2 percent annual increase to retirement benefits. As a result of AB 1469, effective July 1, 2014, the Legislature cannot reduce the 2 percent annual benefit adjustment for members who retire on or after January 1, 2014, and in exchange for this “comparable advantage,” the member contribution rates have been increased by an amount that covers a portion of the cost of the 2 percent annual benefit adjustment.

Employers – 16.28 percent of applicable member earnings.

The CalSTRS employer contribution rate increases effective for fiscal year 2019-20 through fiscal year 2045-46 are summarized in the table below:

July 01, 2018	8.25%	8.03%	16.28%
July 01, 2019	8.25%	9.88%	18.13%
July 01, 2020	8.25%	10.85%	19.10%
July 01, 2021 to			
June 30, 2046	8.25%	*	*
July 01, 2046	8.25%	Increase from prior rate ceases in 2046-47	

* The CalSTRS Board (the "Board") cannot adjust the employer rate by more than 1 percent in a fiscal year, and the increase to the contribution rate above the 8.25 percent base contribution rate cannot exceed 12 percent for a maximum of 20.25 percent.

The District contributed \$9,182,218 to the plan for the fiscal year ended June 30, 2019.

(Continued)

ALUM ROCK UNION ELEMENTARY SCHOOL DISTRICT
 NOTES TO FINANCIAL STATEMENTS
 June 30, 2019

NOTE 8 – NET PENSION LIABILITY – STATE TEACHERS’ RETIREMENT PLAN (Continued)

State - 9.828 percent of the members’ creditable earnings from the fiscal year ending in the prior calendar year.

As a result of AB 1469, the additional state appropriation required to fully fund the benefits in effect as of 1990 by 2046 is specific in subdivision (b) of Education Code Section 22955.1. The increased contributions end as of fiscal year 2045-2046.

The state’s base contribution to the Defined Benefit Program is calculated based on creditable compensation from two fiscal years prior. The state rate will increase to 5.811 percent on July 1, 2019, to continue paying down the unfunded liabilities associated with the benefits structure that was in place in 1990 prior to certain enhancements in benefits and reductions in contributions. Additionally, the enactment of SB 90 will result in future supplemental contributions to be made by the state to pay down its portion of the unfunded actuarial obligation of the Defined Benefit Program in fiscal years 2019–20 through 2022–23. The CalSTRS state contribution rates effective for fiscal year 2018-19 and beyond are summarized in the table below:

<u>Effective Date</u>	<u>Base Rate</u>	<u>AB 1469 Increase For 1990 Benefit Structure</u>	<u>SBMA Funding(1)</u>	<u>Total State Appropriation to DB Program</u>
July 01, 2018	2.017%	5.311%	2.50%	9.828%
July 01, 2019	2.017%	5.811%(2)	2.50%	10.328%(3)
July 01, 2020				
June 30, 2046	2.017%	(4)	2.50%	(4)
July 01, 2046				
and thereafter	2.017%	(5)	2.50%	4.517%(5)

(1) This rate does not include the \$72 million reduction in accordance with Education Code Section 22954.

(2) In May 2019, the board of CalSTRS exercised its limited authority to increase the state contribution rate by 0.5 percent of the payroll effective July 1, 2019.

(3) This rate does not include the \$2.2 billion supplemental state contribution on behalf of employers pursuant to SB 90.

(4) The CalSTRS board has limited authority to adjust state contribution rates annually through June 30, 2046 in order to eliminate the remaining unfunded actuarial obligation associated with the 1990 benefit structure. The board cannot increase the rate by more than 0.50 percent in a fiscal year, and if there is no unfunded actuarial obligation, the contribution rate imposed to pay for the 1990 benefit structure would be reduced to 0 percent. Rates in effect prior to July 1, 2014, are reinstated if necessary to address any remaining 1990 unfunded actuarial obligation from July 1, 2046, and thereafter.

(5) From July 1, 2046, and thereafter, the rates in effect prior to July 1, 2014, are reinstated, if necessary, to address any remaining 1990 unfunded actuarial obligation.

(Continued)

ALUM ROCK UNION ELEMENTARY SCHOOL DISTRICT
 NOTES TO FINANCIAL STATEMENTS
 June 30, 2019

NOTE 8 – NET PENSION LIABILITY – STATE TEACHERS’ RETIREMENT PLAN (Continued)

Pension Liabilities, Pension Expense, Deferred Outflows of Resources, and Deferred Inflows of Resources Related to Pensions

At June 30, 2019, the District reported a liability for its proportionate share of the net pension liability that reflected a reduction for State pension support provided to the District. The amount recognized by the District as its proportionate share of the net pension liability, the related State support, and the total portion of the net pension liability that was associated with the District were as follows:

District’s proportionate share of the net pension liability	\$ 98,336,000
State’s proportionate share of the net pension liability associated with the District	<u>56,302,000</u>
Total	<u><u>\$ 154,638,000</u></u>

The net pension liability was measured as of June 30, 2018, and the total pension liability used to calculate the net pension liability was determined by an actuarial valuation as of June 30, 2017. The District’s proportion of the net pension liability was based on the District’s share of contributions to the pension plan relative to the contributions of all participating school Districts and the State. At June 30, 2018, the District’s proportion was .107 percent, which was a decrease of .002 percent from its proportion measured as of June 30, 2017.

For the year ended June 30, 2019, the District recognized pension expense of \$21,365,117 and revenue of \$10,183,568 for support provided by the State. At June 30, 2019, the District reported deferred outflows of resources and deferred inflows of resources related to pensions from the following sources:

	<u>Deferred Outflows of Resources</u>	<u>Deferred Inflows of Resources</u>
Difference between expected and actual experience	\$ 305,000	\$ 1,428,000
Changes of assumptions	15,277,000	-
Net differences between projected and actual earnings on investments	-	3,787,000
Changes in proportion and differences between District contributions and proportionate share of contributions	186,000	2,822,000
Contributions made subsequent to measurement date	<u>9,182,218</u>	<u>-</u>
Total	<u><u>\$ 24,950,218</u></u>	<u><u>\$ 8,037,000</u></u>

(Continued)

ALUM ROCK UNION ELEMENTARY SCHOOL DISTRICT
 NOTES TO FINANCIAL STATEMENTS
 June 30, 2019

NOTE 8 – NET PENSION LIABILITY – STATE TEACHERS’ RETIREMENT PLAN (Continued)

\$9,182,218 reported as deferred outflows of resources related to pensions resulting from contributions subsequent to the measurement date will be recognized as a reduction of the net pension liability in the year ended June 30, 2020. Other amounts reported as deferred outflows of resources and deferred inflows of resources related to pensions will be recognized in pension expense as follows:

Years Ended <u>June 30,</u>	
2020	\$ 2,916,733
2021	\$ 1,498,733
2022	\$ (1,081,767)
2023	\$ 1,850,233
2024	\$ 2,824,235
2025	\$ (277,167)

Differences between expected and actual experience and changes in assumptions are amortized over a closed period equal to the average remaining service life of plan members, which is 7 years as of the June 30, 2018 measurement date. Deferred outflows and inflows related to differences between projected and actual earnings on plan investments are netted and amortized over a closed 5-year period.

Actuarial Methods and Assumptions: The total pension liability for the STRP was determined by applying update procedures to a financial reporting actuarial valuation as of June 30, 2017 and rolling forward the total pension liability to June 30, 2018. The financial reporting actuarial valuation as of June 30, 2017 used the following actuarial methods and assumptions, applied to all prior periods included in the measurement:

Valuation Date	June 30, 2017
Experience Study	July 1, 2010 through June 30, 2015
Actuarial Cost Method	Entry age normal
Investment Rate of Return	7.10%
Consumer Price Inflation	2.75%
Wage Growth	3.50%
Post-retirement Benefit Increases	2.00% simple for DB Not applicable for DBS/CBB

CalSTRS uses a generational mortality assumption, which involves the use of a base mortality table and projection scales to reflect expected annual reductions in mortality rates at each age, resulting in increases in life expectancies each year into the future. The base mortality tables are CalSTRS custom tables derived to best fit the patterns of mortality among its members. The projection scale was set equal to 110 percent of the ultimate improvement factor from the Mortality Improvement Scale (MP-2016) table, issued by the Society of Actuaries.

The long-term expected rate of return on pension plan investments was determined using a building-block method in which best-estimate ranges of expected future real rates of return (expected returns, net of pension plan investment expense and inflation) are developed for each major asset class. The best estimate ranges were developed using capital market assumptions from CalSTRS general investment consultant as an input to the process. The actuarial investment rate of return assumption was adopted by the CalSTRS board in February 2017 in conjunction with the most recent experience study. For each future valuation, CalSTRS consulting actuary reviews the return assumption for reasonableness based on the most current capital market assumptions.

(Continued)

ALUM ROCK UNION ELEMENTARY SCHOOL DISTRICT
 NOTES TO FINANCIAL STATEMENTS
 June 30, 2019

NOTE 8 – NET PENSION LIABILITY – STATE TEACHERS’ RETIREMENT PLAN (Continued)

Best estimates of 20-year geometric real rates of return and the assumed asset allocation for each major asset class used as input to develop the actuarial investment rate of return are summarized in the following table:

<u>Asset Class</u>	<u>Assumed Asset Allocation</u>	<u>Long-Term* Expected Real Rate of Return</u>
Global Equity	47%	6.30%
Fixed Income	12	0.30
Real Estate	13	5.20
Private Equity	13	9.30
Absolute Return / Risk Mitigating Strategies	9	2.90
Inflation Sensitive	4	3.80
Cash / Liquidity	2	(1.00)

* 20-year geometric average

Discount Rate: The discount rate used to measure the total pension liability was 7.10 percent. The projection of cash flows used to determine the discount rate assumed that contributions from plan members and employers will be made at statutory contribution rates in accordance with the rate increase per Assembly Bill 1469. Projected inflows from investment earnings were calculated using the long-term assumed investment rate of return (7.10 percent) and assuming that contributions, benefit payments, and administrative expense occur midyear. Based on those assumptions, the STRP’s fiduciary net position was projected to be available to make all projected future benefit payments to current plan members. Therefore, the long-term assumed investment rate of return was applied to all periods of projected benefit payments to determine the total pension liability.

Sensitivity of the District’s Proportionate Share of the Net Pension Liability to Changes in the Discount Rate: The following presents the District’s proportionate share of the net pension liability calculated using the discount rate of 7.10 percent, as well as what the District’s proportionate share of the net pension liability would be if it were calculated using a discount rate that is 1-percentage-point lower (6.10 percent) or 1-percentage-point higher (8.10 percent) than the current rate:

	1% Decrease <u>(6.10%)</u>	Current Discount Rate <u>(7.10%)</u>	1% Increase <u>(8.10%)</u>
District’s proportionate share of the net pension liability	<u>\$144,051,000</u>	<u>\$ 98,336,000</u>	<u>\$ 60,434,000</u>

Pension Plan Fiduciary Net Position: Detailed information about the pension plan’s fiduciary net position is available in the separately issued CalSTRS financial report.

(Continued)

NOTE 9 – NET PENSION LIABILITY – PUBLIC EMPLOYER’S RETIREMENT FUND B

General Information about the Public Employer’s Retirement Fund B

Plan Description: The schools cost-sharing multiple-employer defined benefit pension plan Public Employer’s Retirement Fund B (PERF B) is administered by the California Public Employees’ Retirement System (CalPERS). Plan membership consists of non-teaching and non-certified employees of public schools (K-12), community college districts, offices of education, charter and private schools (elective) in the State of California.

The Plan was established to provide retirement, death and disability benefits to non-teaching and noncertified employees in schools. The benefit provisions for Plan employees are established by statute. CalPERS issues a publicly available financial report that can be obtained at:

<https://www.calpers.ca.gov/docs/forms-publications/cafr-2018.pdf>.

Benefits Provided: The benefits for the defined benefit plans are based on members’ years of service, age, final compensation, and benefit formula. Benefits are provided for disability, death, and survivors of eligible members or beneficiaries. Members become fully vested in their retirement benefits earned to date after five years (10 years for State Second Tier members) of credited service.

Contributions: The benefits for the defined benefit pension plans are funded by contributions from members and employers, and earnings from investments. Member and employer contributions are a percentage of applicable member compensation. Member contribution rates are defined by law and depend on the respective employer’s benefit formulas. Employer contribution rates are determined by periodic actuarial valuations or by state statute. Actuarial valuations are based on the benefit formulas and employee groups of each employer. Employer contributions, including lump sum contributions made when agencies first join the PERF, are credited with a market value adjustment in determining contribution rates.

The required contribution rates of most active plan members are based on a percentage of salary in excess of a base compensation amount ranging from zero dollars to \$863 monthly.

Required contribution rates for active plan members and employers as a percentage of payroll for the year ended June 30, 2019 were as follows:

Members - The member contribution rate was 6.50 or 7.50 percent of applicable member earnings for fiscal year 2018-19.

Employers - The employer contribution rate was 18.062 percent of applicable member earnings.

The District contributed \$3,996,472 to the plan for the fiscal year ended June 30, 2019.

Pension Liabilities, Pension Expense, Deferred Outflows of Resources, and Deferred Inflows of Resources Related to Pensions

At June 30, 2019, the District reported a liability of \$43,234,000 for its proportionate share of the net pension liability. The net pension liability was measured as of June 30, 2018, and the total pension liability used to calculate the net pension liability was determined by an actuarial valuation as of June 30, 2017. The District’s proportion of the net pension liability was based on the District’s share of contributions to the pension plan relative to the contributions of all participating school Districts. At June 30, 2018, the District’s proportion was .162 percent, which was an increase of .009 percent from its proportion measured as of June 30, 2017.

(Continued)

ALUM ROCK UNION ELEMENTARY SCHOOL DISTRICT
NOTES TO FINANCIAL STATEMENTS
June 30, 2019

NOTE 9 – NET PENSION LIABILITY – PUBLIC EMPLOYER’S RETIREMENT FUND B (Continued)

For the year ended June 30, 2019, the District recognized pension expense of \$10,546,404, and revenue of \$1,464,480 for support provided by the State. At June 30, 2019, the District reported deferred outflows of resources and deferred inflows of resources related to pensions from the following sources:

	<u>Deferred Outflows of Resources</u>	<u>Deferred Inflows of Resources</u>
Difference between expected and actual experience	\$ 2,834,000	\$ -
Changes of assumptions	4,317,000	-
Net differences between projected and actual earnings on investments	354,000	-
Changes in proportion and differences between District contributions and proportionate share of contributions	1,419,000	145,000
Contributions made subsequent to measurement date	<u>3,996,472</u>	<u>-</u>
Total	<u>\$ 12,920,472</u>	<u>\$ 145,000</u>

\$3,996,472 reported as deferred outflows of resources related to pensions resulting from contributions subsequent to the measurement date will be recognized as a reduction of the net pension liability in the year ended June 30, 2019. Other amounts reported as deferred outflows of resources and deferred inflows of resources related to pensions will be recognized in pension expense as follows:

<u>Years Ended June 30,</u>	
2020	\$ 4,924,417
2021	\$ 3,716,417
2022	\$ 393,416
2023	\$ (255,250)

Differences between expected and actual experience and changes in assumptions are amortized over a closed period equal to the average remaining service life of plan members, which is 4 years as of the June 30, 2018 measurement date. Deferred outflows and inflows related to differences between projected and actual earnings on plan investments are netted and amortized over a closed 5-year period.

Actuarial Methods and Assumptions: The total pension liability for the Plan was determined by applying update procedures to a financial reporting actuarial valuation as of June 30, 2017, and rolling forward the total pension liability to June 30, 2018. The financial reporting actuarial valuation as of June 30, 2017, used the following actuarial methods and assumptions, applied to all prior periods included in the measurement:

Valuation Date	June 30, 2017
Experience Study	June 30, 1999 through June 30, 2011
Actuarial Cost Method	Entry age normal
Investment Rate of Return	7.15%
Consumer Price Inflation	2.50%
Wage Growth	Varies by entry age and service
Post-retirement Benefit Increases	2.00% until Purchasing Power Protection Allowance Floor on Purchasing Power applies 2.50% thereafter

(Continued)

ALUM ROCK UNION ELEMENTARY SCHOOL DISTRICT
NOTES TO FINANCIAL STATEMENTS
June 30, 2019

NOTE 9 – NET PENSION LIABILITY – PUBLIC EMPLOYER’S RETIREMENT FUND B (Continued)

The mortality table used was developed based on CalPERS specific data. The table includes 15 years of mortality improvements using Society of Actuaries 90% of Scale MP 2016. For more details on this table, please refer to the 2017 experience study report.

All other actuarial assumptions used in the June 30, 2017 valuation were based on the results of an actuarial experience study for the period from 1997 to 2015, including updates to salary increase, mortality and retirement rates. Further details of the Experience Study can be found at CalPERS’ website.

The table below reflects long-term expected real rate of return by asset class. The rate of return was calculated using the capital market assumptions applied to determine the discount rate and asset allocation.

<u>Asset Class</u>	<u>Long-Term* Assumed Asset Allocation</u>	<u>Expected Real Rate of Return Years (1-10)⁽¹⁾</u>	<u>Expected Real Rate of Return Years (11+)⁽²⁾</u>
Global Equity	50%	4.80%	5.98%
Fixed Income	28	1.00	2.62
Inflation Assets	-	0.77	1.81
Private Equity	8	6.30	7.23
Real Estate	13	3.75	4.93
Liquidity	1	-	(0.92)

* 10-year geometric average

(1) An expected inflation rate of 2.00% used for this period.

(2) An expected inflation rate of 2.92% used for this period.

Discount Rate: The discount rate used to measure the total pension liability was 7.15 percent. A projection of the expected benefit payments and contributions was performed to determine if assets would run out. The test revealed the assets would not run out. Therefore the long-term expected rate of return on pension plan investments was applied to all periods of projected benefit payments to determine the total pension liability for the Plan. The results of the crossover testing for the Plan are presented in a detailed report that can be obtained at CalPERS’ website.

The long-term expected rate of return on pension plan investments was determined using a building-block method in which best-estimate ranges of expected future real rates of return (expected returns, net of pension plan investment expense and inflation) are developed for each major asset class.

In determining the long-term expected rate of return, CalPERS took into account both short-term and long-term market return expectations as well as the expected cash flows of the Plan. Such cash flows were developed assuming that both members and employers will make their required contributions on time and as scheduled in all future years. Using historical returns of all the Plan’s asset classes, expected compound (geometric) returns were calculated over the short-term (first 10 years) and the long-term (11-60 years) using a building-block approach. Using the expected nominal returns for both short-term and long-term, the present value of benefits was calculated. The expected rate of return was set by calculating the rounded single equivalent expected return that arrived at the same present value of benefits for cash flows as the one calculated using both short-term and long-term returns. The expected rate of return was then set equivalent to the single equivalent rate calculated above and adjusted to account for assumed administrative expenses.

(Continued)

ALUM ROCK UNION ELEMENTARY SCHOOL DISTRICT
 NOTES TO FINANCIAL STATEMENTS
 June 30, 2019

NOTE 9 – NET PENSION LIABILITY – PUBLIC EMPLOYER’S RETIREMENT FUND B (Continued)

Sensitivity of the District’s Proportionate Share of the Net Pension Liability to Changes in the Discount Rate: The following presents the District’s proportionate share of the net pension liability calculated using the discount rate of 7.15 percent, as well as what the District’s proportionate share of the net pension liability would be if it were calculated using a discount rate that is 1-percentage-point lower (6.15 percent) or 1-percentage-point higher (8.15 percent) than the current rate:

	1% Decrease <u>(6.15%)</u>	Current Discount Rate <u>(7.15%)</u>	1% Increase <u>(8.15%)</u>
District’s proportionate share of the net pension liability	<u>\$ 62,947,000</u>	<u>\$ 43,234,000</u>	<u>\$ 26,880,000</u>

Pension Plan Fiduciary Net Position: Detailed information about the pension plan’s fiduciary net position is available in the separately issued CalPERS financial report.

NOTE 10 - COMMITMENTS AND CONTINGENCIES

The District is subject to legal proceedings and claims which arise in the ordinary course of business. In the opinion of management, the amount of ultimate liability with respect to these actions will not materially affect the financial position or results of operations of the District.

The District has received federal and state funds for specific purposes that are subject to review and audit by the grantor agencies. Although such audits could result in expenditure disallowances under terms of the grants, it is management’s opinion that any required reimbursements or future revenue offsets subsequently determined will not be material.

At June 30, 2019 the District had approximately \$3.3 million in outstanding construction contract commitments.

REQUIRED SUPPLEMENTARY INFORMATION

ALUM ROCK UNION ELEMENTARY SCHOOL DISTRICT
GENERAL FUND
BUDGETARY COMPARISON SCHEDULE
For the Year Ended June 30, 2019

	Budget		Actual	Variance Favorable (Unfavorable)
	Original	Final		
Revenues:				
Local Control Funding Formula (LCFF):				
State apportionment	\$ 72,816,235	\$ 75,316,094	\$ 75,316,094	\$ -
Local sources	<u>32,979,482</u>	<u>30,980,231</u>	<u>30,980,231</u>	<u>-</u>
Total LCFF	<u>105,795,717</u>	<u>106,296,325</u>	<u>106,296,325</u>	<u>-</u>
Federal sources	6,025,062	6,980,823	6,980,823	-
Other state sources	16,278,653	18,715,839	18,715,839	-
Other local sources	<u>7,051,941</u>	<u>8,812,518</u>	<u>8,812,518</u>	<u>-</u>
Total revenues	<u>135,151,373</u>	<u>140,805,505</u>	<u>140,805,505</u>	<u>-</u>
Expenditures:				
Current:				
Certificated salaries	58,925,423	60,394,244	60,394,244	-
Classified salaries	20,324,940	19,556,817	19,556,817	-
Employee benefits	34,490,981	40,175,369	40,175,369	-
Books and supplies	4,565,857	4,241,382	4,241,382	-
Contract services and operating expenditures	19,599,868	19,932,370	19,932,370	-
Capital outlay	338,219	602,237	602,237	-
Other outgo	<u>1,474,228</u>	<u>1,041,796</u>	<u>1,041,796</u>	<u>-</u>
Total expenditures	<u>139,719,516</u>	<u>145,944,215</u>	<u>145,944,215</u>	<u>-</u>
Deficiency of revenues under expenditures	<u>(4,568,143)</u>	<u>(5,138,710)</u>	<u>(5,138,710)</u>	<u>-</u>
Other financing sources:				
Transfers in	422,083	447,190	447,190	-
Transfers out	<u>-</u>	<u>(250,000)</u>	<u>(250,000)</u>	<u>-</u>
Total other financing sources	<u>422,083</u>	<u>197,190</u>	<u>197,190</u>	<u>-</u>
Net change in fund balance	(4,146,060)	(4,941,520)	(4,941,520)	-
Fund balance, July 1, 2018	<u>20,682,041</u>	<u>20,682,041</u>	<u>20,682,041</u>	<u>-</u>
Fund balance, June 30, 2019	<u>\$ 16,535,981</u>	<u>\$ 15,740,521</u>	<u>\$ 15,740,521</u>	<u>\$ -</u>

See note to required supplementary information.

ALUM ROCK UNION ELEMENTARY SCHOOL DISTRICT
 SCHEDULE OF THE DISTRICT'S PROPORTIONATE
 SHARE OF THE NET PENSION LIABILITY
 For the Year Ended June 30, 2019

	State Teachers' Retirement Plan Last 10 Fiscal Years				
	<u>2015</u>	<u>2016</u>	<u>2017</u>	<u>2018</u>	<u>2019</u>
District's proportion of the net pension liability	0.113%	0.114%	0.106%	0.109%	0.107 %
District's proportionate share of the net pension liability	\$ 66,084,000	\$ 76,636,000	\$ 86,037,000	\$101,100,000	\$ 98,336,000
State's proportionate share of the net pension liability associated with the District	<u>39,905,000</u>	<u>40,532,000</u>	<u>48,984,000</u>	<u>59,810,000</u>	<u>56,302,000</u>
Total pension liability	<u>\$105,989,000</u>	<u>\$117,168,000</u>	<u>\$135,021,000</u>	<u>\$160,910,000</u>	<u>\$154,638,000</u>
District's covered payroll	\$ 50,369,000	\$ 52,835,000	\$ 53,014,000	\$ 57,940,000	\$ 58,549,000
District's proportionate share of the net pension liability as a percentage of its covered payroll	131.20%	145.05%	162.29%	174.49%	167.96%
Plan fiduciary net position as a percentage of the total pension liability	76.52%	74.02%	70.04%	69.46%	70.99 %

The amounts presented for each fiscal year were determined as of the year-end that occurred one year prior.

All years prior to 2015 are not available.

(Continued)

ALUM ROCK UNION ELEMENTARY SCHOOL DISTRICT
 SCHEDULE OF THE DISTRICT'S PROPORTIONATE
 SHARE OF THE NET PENSION LIABILITY
 For the Year Ended June 30, 2019

Public Employer's Retirement Fund B
 Last 10 Fiscal Years

	<u>2015</u>	<u>2016</u>	<u>2017</u>	<u>2018</u>	<u>2019</u>
District's proportion of the net pension liability	0.150%	0.162%	0.157%	0.153%	0.162 %
District's proportionate share of the net pension liability	\$ 17,060,000	\$ 23,854,000	\$ 31,048,000	\$ 43,234,000	\$ 43,234,000
District's covered payroll	\$ 15,776,000	\$ 17,916,000	\$ 18,860,000	\$ 19,461,000	\$ 22,542,000
District's proportionate share of the net pension liability as a percentage of its covered payroll	108.14%	133.14%	164.62%	222.16%	191.79%
Plan fiduciary net position as a percentage of the total pension liability	83.38%	79.43%	73.89%	71.87%	70.85 %

The amounts presented for each fiscal year were determined as of the year-end that occurred one year prior.

All years prior to 2015 are not available.

See note to required supplementary information.

ALUM ROCK UNION ELEMENTARY SCHOOL DISTRICT
 SCHEDULE OF THE DISTRICT'S CONTRIBUTIONS
 For the Year Ended June 30, 2019

State Teachers' Retirement Plan
 Last 10 Fiscal Years

	<u>2015</u>	<u>2016</u>	<u>2017</u>	<u>2018</u>	<u>2019</u>
Contractually required contribution	\$ 4,691,711	\$ 5,688,415	\$ 7,288,797	\$ 9,182,218	\$ 9,182,218
Contributions in relation to the contractually required contribution	<u>(4,691,711)</u>	<u>(5,688,415)</u>	<u>(7,288,797)</u>	<u>(9,182,218)</u>	<u>(9,182,218)</u>
Contribution deficiency (excess)	<u>\$ -</u>	<u>\$ -</u>	<u>\$ -</u>	<u>\$ -</u>	<u>\$ -</u>
District's covered payroll	\$ 52,835,000	\$ 53,014,000	\$ 57,940,000	\$ 58,549,000	\$ 56,402,000
Contributions as a percentage of covered payroll	8.88%	10.73%	12.58%	15.68%	16.28%

All years prior to 2015 are not available.

(Continued)

ALUM ROCK UNION ELEMENTARY SCHOOL DISTRICT
 SCHEDULE OF THE DISTRICT'S CONTRIBUTIONS
 For the Year Ended June 30, 2019

Public Employer's Retirement Fund B
 Last 10 Fiscal Years

	<u>2015</u>	<u>2016</u>	<u>2017</u>	<u>2018</u>	<u>2019</u>
Contractually required contribution	\$ 2,108,914	\$ 2,234,330	\$ 2,703,172	\$ 3,996,472	\$ 3,996,472
Contributions in relation to the contractually required contribution	<u>(2,108,914)</u>	<u>(2,234,330)</u>	<u>(2,703,172)</u>	<u>(3,996,472)</u>	<u>(3,996,472)</u>
Contribution deficiency (excess)	<u>\$ -</u>	<u>\$ -</u>	<u>\$ -</u>	<u>\$ -</u>	<u>\$ -</u>
District's covered payroll	\$ 17,916,000	\$ 18,860,000	\$ 19,461,000	\$ 22,542,000	\$ 22,126,000
Contributions as a percentage of covered payroll	11.77%	11.85%	13.89%	17.73%	18.06%

All years prior to 2015 are not available.

See note to required supplementary information.

ALUM ROCK UNION ELEMENTARY SCHOOL DISTRICT
NOTE TO REQUIRED SUPPLEMENTARY INFORMATION
June 30, 2019

NOTE 1 - PURPOSE OF SCHEDULES

A - Budgetary Comparison Schedule

The District employs budget control by object codes and by individual appropriation accounts. Budgets are prepared on the modified accrual basis of accounting in accordance with accounting principles generally accepted in the United States of America as prescribed by the Governmental Accounting Standards Board. The budgets are revised during the year by the Board of Education to provide for revised priorities. Expenditures cannot legally exceed appropriations by major object code. The originally adopted and final revised budgets for the General Fund are presented as Required Supplementary Information. The basis of budgeting is the same as GAAP.

B - Schedule of the District's Proportionate Share of the Net Pension Liability

The Schedule of the District's Proportionate Share of the Net Pension Liability is presented to illustrate the elements of the District's Net Pension Liability. There is a requirement to show information for 10 years. However, until a full 10-year trend is compiled, governments should present information for those years for which information is available.

C - Schedule of the District's Contributions

The Schedule of the District's Contributions is presented to illustrate the District's required contributions relating to the pensions. There is a requirement to show information for 10 years. However, until a full 10-year trend is compiled, governments should present information for those years for which information is available.

D - Changes of Benefit Terms

There are no changes in benefit terms reported in the Required Supplementary Information.

E - Changes of Assumptions

The discount rate for Public Employer's Retirement Fund B (PERF B) was 7.50, 7.65, 7.65, 7.15 and 7.15 percent in the June 30, 2013, 2014, 2015, 2016, and 2017 actuarial reports, respectively.

The following are the assumptions for the State Teachers' Retirement Plan:

<u>Assumption</u>	<u>Measurement Period as of June 30,</u>			
	<u>2018</u>	<u>2017</u>	<u>2016</u>	<u>2015</u>
Consumer price inflation	2.75%	2.75%	3.00%	3.00%
Investment rate of return	7.10%	7.10%	7.60%	7.60%
Wage growth	3.50%	3.50%	3.75%	3.75%

SUPPLEMENTARY INFORMATION

ALUM ROCK UNION ELEMENTARY SCHOOL DISTRICT
 COMBINING BALANCE SHEET
 ALL NON-MAJOR FUNDS
 June 30, 2019

	Child Development Fund	Cafeteria Fund	Deferred Maintenance Fund	Capital Facilities Fund	County School Facilities Fund	Special Reserve for Capital Outlay Fund	Tax Override Fund	Total
ASSETS								
Cash in County Treasury	\$ 933	\$ 1,033,404	\$ 236,885	\$ 3,347,100	\$ 569,290	\$ 134,686	\$ -	\$ 5,322,298
Cash on hand and in banks	-	43,169	-	-	-	-	-	43,169
Cash in revolving fund	-	1,000	-	-	-	-	-	1,000
Receivables	59,241	1,710,568	1,315	18,385	6,957	748	-	1,797,214
Due from other funds	-	42,304	250,000	-	-	-	-	292,304
Stores inventory	-	85,538	-	-	-	-	-	85,538
Total assets	<u>\$ 60,174</u>	<u>\$ 2,915,983</u>	<u>\$ 488,200</u>	<u>\$ 3,365,485</u>	<u>\$ 576,247</u>	<u>\$ 135,434</u>	<u>\$ -</u>	<u>\$ 7,541,523</u>
LIABILITIES AND FUND BALANCES								
Liabilities:								
Payables	\$ -	\$ 156,802	\$ -	\$ 1,574	\$ -	\$ -	\$ -	\$ 158,376
Due to other funds	60,174	401,641	-	-	-	-	-	461,815
Total liabilities	<u>60,174</u>	<u>558,443</u>	<u>-</u>	<u>1,574</u>	<u>-</u>	<u>-</u>	<u>-</u>	<u>620,191</u>
Fund balances:								
Nonspendable	-	86,538	-	-	-	-	-	86,538
Restricted	-	2,271,002	488,200	3,363,911	576,247	135,434	-	6,834,794
Total fund balances	<u>-</u>	<u>2,357,540</u>	<u>488,200</u>	<u>3,363,911</u>	<u>576,247</u>	<u>135,434</u>	<u>-</u>	<u>6,921,332</u>
Total liabilities and fund balances	<u>\$ 60,174</u>	<u>\$ 2,915,983</u>	<u>\$ 488,200</u>	<u>\$ 3,365,485</u>	<u>\$ 576,247</u>	<u>\$ 135,434</u>	<u>\$ -</u>	<u>\$ 7,541,523</u>

ALUM ROCK UNION ELEMENTARY SCHOOL DISTRICT
 COMBINING STATEMENT OF REVENUES, EXPENDITURES AND CHANGE IN FUND BALANCES
 ALL NON-MAJOR FUNDS
 For the Year Ended June 30, 2019

	Child Development Fund	Cafeteria Fund	Deferred Maintenance Fund	Capital Facilities Fund	County School Facilities Fund	Special Reserve for Capital Outlay Fund	Tax Override Fund	Total
Revenues:								
Federal sources	\$ -	\$ 6,717,109	\$ -	\$ -	\$ -	\$ -	\$ -	\$ 6,717,109
Other state sources	59,238	582,275	-	-	-	-	-	641,513
Other local sources	-	78,069	5,734	744,308	61,809	28,706	1	918,627
Total revenues	<u>59,238</u>	<u>7,377,453</u>	<u>5,734</u>	<u>744,308</u>	<u>61,809</u>	<u>28,706</u>	<u>1</u>	<u>8,277,249</u>
Expenditures:								
Current:								
Classified salaries	-	2,576,976	-	-	-	-	-	2,576,976
Employee benefits	-	1,719,382	-	-	-	-	-	1,719,382
Books and supplies	-	3,197,431	-	-	-	-	-	3,197,431
Contract services and operating expenditures	55,394	85,731	-	231	-	-	-	141,356
Capital outlay	-	17,992	-	-	-	-	-	17,992
Debt service:								
Principal retirement	-	-	-	-	2,270,000	-	-	2,270,000
Interest	-	-	-	-	63,349	-	-	63,349
Total expenditures	<u>55,394</u>	<u>7,597,512</u>	<u>-</u>	<u>231</u>	<u>2,333,349</u>	<u>-</u>	<u>-</u>	<u>9,986,486</u>
Excess (deficiency) of revenues over (under) expenditures	3,844	(220,059)	5,734	744,077	(2,271,540)	28,706	1	(1,709,237)
Other financing sources (uses):								
Transfers in	-	-	250,000	-	-	-	-	250,000
Transfers out	(3,844)	(401,641)	-	-	-	-	(41,705)	(447,190)
Total other financing sources (uses)	<u>(3,844)</u>	<u>(401,641)</u>	<u>250,000</u>	<u>-</u>	<u>-</u>	<u>-</u>	<u>(41,705)</u>	<u>(197,190)</u>
Net change in fund balances	-	(621,700)	255,734	744,077	(2,271,540)	28,706	(41,704)	(1,906,427)
Fund balances, July 1, 2018	-	2,979,240	232,466	2,619,834	2,847,787	106,728	41,704	8,827,759
Fund balances, June 30, 2019	<u>\$ -</u>	<u>\$ 2,357,540</u>	<u>\$ 488,200</u>	<u>\$ 3,363,911</u>	<u>\$ 576,247</u>	<u>\$ 135,434</u>	<u>\$ -</u>	<u>\$ 6,921,332</u>

ALUM ROCK UNION ELEMENTARY SCHOOL DISTRICT
ORGANIZATION
June 30, 2019

Alum Rock Union Elementary School District was established in 1930 under the laws of the State of California. There are fifteen elementary schools, seven middle schools, and three K-8 schools serving a student population of about 9,600 students. The District occupies 11 square miles in the eastern part of the City of San Jose. It operates under a locally elected five-member board form of government.

GOVERNING BOARD

<u>Name</u>	<u>Office</u>	<u>Term Expires</u>
Linda Chavez	President	2022
Ernesto Bejarano	Vice President	2022
Dolores Marquez-Frausto	Clerk	2020
Andrés Quintero	Member	2022
Corina Loerra-Herrera	Member	2020

ADMINISTRATION

Hilaria Bauer, Ph.D.
Superintendent

Kolvira Chheng
Assistant Superintendent of Business Services

ALUM ROCK UNION ELEMENTARY SCHOOL DISTRICT
 SCHEDULE OF AVERAGE DAILY ATTENDANCE
 For the Year Ended June 30, 2019

	Original Second Period Reports	Audited* Second Period Reports	Annual Reports
District			
Certificate Number:	<u>7B391E76</u>	<u>42F58170</u>	<u>2352C1FC</u>
Transitional Kindergarten through Third	3,977	3,977	3,992
Fourth through Sixth	2,919	2,919	2,918
Seventh and Eighth	1,931	1,931	1,929
Special Education	<u>5</u>	<u>12</u>	<u>12</u>
ADA Totals	<u><u>8,832</u></u>	<u><u>8,839</u></u>	<u><u>8,851</u></u>

Aptitud Community Academy at Goss

Classroom Based:

Certificate Number:	<u>732AF3D6</u>	<u>46FA0010</u>	<u>89DDFDD3</u>
Transitional Kindergarten through Third	193	193	196
Fourth through Sixth	138	138	139
Seventh and Eighth	<u>75</u>	<u>75</u>	<u>75</u>
ADA Totals	<u><u>406</u></u>	<u><u>406</u></u>	<u><u>410</u></u>

- * The District submitted revised Second Period Reports of Attendance for both the District ADA and Aptitud Community Academy at Goss, based on an internal review of records. However, the impact of these revisions did not effect the total rounded level of ADA for Aptitud Community Academy at Goss, as reported in the above schedule.

See accompanying notes to supplementary information.

ALUM ROCK UNION ELEMENTARY SCHOOL DISTRICT
 SCHEDULE OF INSTRUCTIONAL TIME
 For the Year Ended June 30, 2019

<u>Grade Level</u>	<u>Statutory Minutes Requirement</u>	<u>2018-19 Actual Minutes</u>	<u>Number of Days Traditional Calendar</u>	<u>Status</u>
Kindergarten	36,000	36,000	180	In Compliance
Grade 1	50,400	50,985	180	In Compliance
Grade 2	50,400	50,985	180	In Compliance
Grade 3	50,400	50,985	180	In Compliance
Grade 4	54,000	55,045	180	In Compliance
Grade 5	54,000	55,045	180	In Compliance
Grade 6	54,000	55,045	180	In Compliance
Grade 7	54,000	55,045	180	In Compliance
Grade 8	54,000	55,045	180	In Compliance
Aptitud Community Academy at Goss - Classroom Based				
Kindergarten	36,000	36,000	180	In Compliance
Grade 1	50,400	50,985	180	In Compliance
Grade 2	50,400	50,985	180	In Compliance
Grade 3	50,400	50,985	180	In Compliance
Grade 4	54,000	55,045	180	In Compliance
Grade 5	54,000	55,045	180	In Compliance
Grade 6	54,000	55,045	180	In Compliance
Grade 7	54,000	55,045	180	In Compliance

See accompanying notes to supplementary information.

ALUM ROCK UNION ELEMENTARY SCHOOL DISTRICT
SCHEDULE OF EXPENDITURE OF FEDERAL AWARDS
For the Year Ended June 30, 2019

<u>Federal Catalog Number</u>	<u>Federal Grantor/Pass-Through Grantor/Program or Cluster Title</u>	<u>Pass- Through Entity Identifying Number</u>	<u>Federal Expend- itures</u>
<u>U.S. Department of Education - Passed through California Department of Education</u>			
	Special Education Cluster:		
84.027	Special Education: IDEA Basic Local Assistance Entitlement, Part B, Section 611	13379	\$ 1,766,078
84.027	Special Education: IDEA Local Assistance, Part B, Sec 611, Private School ISPs	13379	55,149
84.173	Special Ed: IDEA Preschool Grants, Part B, Section 619 (Age 3-4-5)	13430	85,776
84.027A	Special Education: IDEA Preschool Local Entitlement, Part B, Section 611	13682	42,281
84.027A	Special Ed: IDEA Mental Health Allocation Plan, Part B, Sec 611	14468	124,478
84.173	Special Education: IDEA Preschool Grants	13431	<u>329</u>
	Subtotal Special Education Cluster		<u>2,074,091</u>
84.010	ESEA: Title I, Part A, Basic Grants Low Income and Neglected	14329	3,583,603
84.367	ESEA: Title II, Part A, Supporting Effective Instruction Local Grants	14341	508,941
84.365	ESEA: Title III, English Learner Student Program	14346	<u>506,409</u>
	Total U.S. Department of Education		<u>6,673,044</u>
<u>U.S. Department of Agriculture - Passed through California Department of Education</u>			
10.555	Child Nutrition: School Programs - Child Nutrition Cluster	13396	5,417,402
10.558	Child Nutrition: Child and Adult Care Food Program	13666	<u>898,796</u>
	Total U.S. Department of Agriculture		<u>6,316,198</u>
<u>U.S. Department of Health and Human Services - Passed through California Department of Education</u>			
93.778	Medi-Cal Billing Option - Medicaid Cluster	10013	<u>330,313</u>
	Total Federal Programs		<u>\$ 13,319,555</u>

See accompanying notes to supplementary information.

ALUM ROCK UNION ELEMENTARY SCHOOL DISTRICT
RECONCILIATION OF UNAUDITED ACTUAL FINANCIAL REPORT
WITH AUDITED FINANCIAL STATEMENTS
For the Year Ended June 30, 2019

There were no adjustments proposed to any funds of the District.

See accompanying notes to supplementary information.

ALUM ROCK UNION ELEMENTARY SCHOOL DISTRICT
 SCHEDULE OF FINANCIAL TRENDS AND ANALYSIS
 For the Year Ended June 30, 2019
 (UNAUDITED)

<u>General Fund</u>	(Budgeted) <u>2020</u>	<u>2019</u>	<u>2018</u>	<u>2017</u>
Revenues and other financing sources	<u>\$131,619,575</u>	<u>\$141,252,695</u>	<u>\$138,386,894</u>	<u>\$135,131,550</u>
Expenditures and transfers out	<u>132,443,491</u>	<u>146,194,215</u>	<u>143,786,757</u>	<u>138,163,071</u>
Total outgo	<u>132,443,491</u>	<u>146,194,215</u>	<u>143,786,757</u>	<u>138,163,071</u>
Change in fund balance	<u>\$ (823,916)</u>	<u>\$ (4,941,520)</u>	<u>\$ (5,399,863)</u>	<u>\$ (3,031,521)</u>
Ending fund balance	<u>\$ 14,916,605</u>	<u>\$ 15,740,521</u>	<u>\$ 20,682,041</u>	<u>\$ 26,081,904</u>
Available reserves	<u>\$ 10,425,344</u>	<u>\$ 11,224,766</u>	<u>\$ 15,603,056</u>	<u>\$ 21,822,024</u>
Designated for economic uncertainties	<u>\$ 3,960,961</u>	<u>\$ 4,366,162</u>	<u>\$ 4,283,554</u>	<u>\$ 4,135,459</u>
Undesignated fund balance	<u>\$ 6,464,383</u>	<u>\$ 6,858,604</u>	<u>\$ 11,319,502</u>	<u>\$ 17,686,565</u>
Available reserves as a percentage of total outgo	<u>7.87%</u>	<u>7.68%</u>	<u>10.85%</u>	<u>15.79%</u>
<u>All Funds</u>				
Total long-term liabilities	<u>\$260,019,781</u>	<u>\$265,996,374</u>	<u>\$270,150,875</u>	<u>\$256,660,162</u>
Average daily attendance at P-2 (excluding charter)	<u>8,597</u>	<u>8,839</u>	<u>9,249</u>	<u>9,650</u>

The General Fund fund balance has decreased by \$13,372,904 over the last three years. The fiscal year 2019-20 budget, as originally adopted, projects a decrease of \$823,916. For a district this size, the State of California recommends available reserves of at least 3% of total General Fund expenditures, transfers out, and other uses. As of June 30, 2019, the District has met with this requirement.

The District incurred operating deficits in each of the past three years, and anticipates incurring an operating deficit in fiscal year 2019-20.

Total long-term liabilities have increased by \$9,336,212 over the past two years.

Average daily attendance has decreased by 811 over the past two years. A decrease of 242 ADA is projected for the 2019-20 fiscal year.

See accompanying notes to supplementary information.

ALUM ROCK UNION ELEMENTARY SCHOOL DISTRICT
SCHEDULE OF CHARTER SCHOOLS
For the Year Ended June 30, 2019

<u>Charter Schools Chartered by District</u>	<u>Included in District Financial Statements, or Separate Report</u>
1521 - Aptitud Community Academy at Goss	Included in the District financial statements, in the General Fund
0628 - KIPP Heartwood Academy	Separate Report
1375 - Alpha: Blanco Alvarado Middle	Separate Report
1609 - KIPP Prize Preparatory Academy	Separate Report

See accompanying notes to supplementary information.

ALUM ROCK UNION ELEMENTARY SCHOOL DISTRICT
 NOTES TO SUPPLEMENTARY INFORMATION
 June 30, 2019

NOTE 1 - PURPOSE OF SCHEDULES

A - Schedule of Average Daily Attendance

Average daily attendance is a measurement of the number of pupils attending classes of the District. The purpose of attendance accounting from a fiscal standpoint is to provide the basis on which apportionments of state funds are made to school districts. This schedule provides information regarding the attendance of students at various grade levels and in different programs.

B - Schedule of Instructional Time

The District has received incentive funding for increasing instructional time as provided by the Incentives for Longer Instructional Day. The District neither met nor exceeded its target funding. This schedule presents information on the amount of instructional time offered by the District, and whether the District complied with the provisions of Education Code Sections 46201 through 46206.

C - Schedule of Expenditure of Federal Awards

The Schedule of Expenditure of Federal Awards includes the federal award activity of Alum Rock Union Elementary School District, and is presented on the accrual basis of accounting. The information in this schedule is presented in accordance with the requirements of Title 2 U.S. Code of Federal Regulations Part 200, *Uniform Administrative Requirements, Cost Principles, and Audit Requirements for Federal Awards*. (Uniform Guidance). Expenditures are recognized following the cost principles contained in the Uniform Guidance, wherein certain types of expenditures are not allowable or are limited as to reimbursement. The District has elected not to use the 10-percent de minimis indirect cost rate allowed under the Uniform Guidance.

The following schedule provides a reconciliation between revenues reported on the Statement of Revenues, Expenditures and Change in Fund Balances and the related expenditures reported on the Schedule of Expenditure of Federal Awards. The reconciling amounts represent Federal funds that have been recorded as revenues that have not been expended, or were expended in advance of revenues, by June 30, 2019.

<u>Description</u>	<u>CFDA Number</u>	<u>Amount</u>
Total Federal Revenues, Statement of Revenues, Expenditures and Change in Fund Balances		\$ 13,697,932
Add: Child Nutrition: School Programs revenues received prior to expenditures incurred	10.555	(400,911)
Medi-Cal Billing Option expenditures in excess of revenues	93.778	<u>22,534</u>
Total Schedule of Expenditure of Federal Awards		<u>\$ 13,319,555</u>

(Continued)

ALUM ROCK UNION ELEMENTARY SCHOOL DISTRICT
NOTES TO SUPPLEMENTARY INFORMATION
June 30, 2019

NOTE 1 - PURPOSE OF SCHEDULES (Continued)

D - Reconciliation of Unaudited Actual Financial Report with Audited Financial Statements

This schedule provides the information necessary to reconcile the fund balances of all funds as reported on the Unaudited Actual Financial Report to the audited financial statements.

E - Schedule of Financial Trends and Analysis - Unaudited

This schedule provides trend information on District's financial condition over the past three years and its anticipated condition for the 2018-2019 fiscal year, as required by the State Controller's Office. The information in this schedule has been derived from audited information.

F - Schedule of Charter Schools

This schedule provides information for the California Department of Education to monitor financial reporting by Charter Schools.

NOTE 2 - EARLY RETIREMENT INCENTIVE PROGRAM

Education Code Section 14502 requires certain disclosures in the financial statements of districts which adopt Early Retirement Incentive Programs pursuant to Education Code Sections 22714 and 44929. For the fiscal year ended June 30, 2019, the District did not adopt this program.

INDEPENDENT AUDITOR'S REPORT
ON COMPLIANCE WITH STATE LAWS AND REGULATIONS

Board of Trustees
Alum Rock Union Elementary School District
San Jose, California

Report on Compliance with State Laws and Regulations

We have audited Alum Rock Union Elementary School District's compliance with the types of compliance requirements described in the State of California's *2018-19 Guide for Annual Audits of K-12 Local Education Agencies and State Compliance Reporting* (the "Audit Guide") applicable to the state laws and regulations listed below for the year ended June 30, 2019.

<u>Description</u>	<u>Procedures Performed</u>
Attendance	Yes
Teacher Certification and Misassignments	Yes
Kindergarten Continuance	Yes
Independent Study	No, see below
Continuation Education	No, see below
Instructional Time	Yes
Instructional Materials	Yes
Ratio of Administrative Employees to Teachers	Yes
Classroom Teacher Salaries	Yes
Early Retirement Incentive	Yes
Gann Limit Calculation	Yes
School Accountability Report Card	Yes
Juvenile Court Schools	No, see below
Middle or Early College High Schools	No, see below
K3 Grade Span Adjustment	Yes
Transportation Maintenance of Effort	Yes
Apprenticeship: Related and Supplemental Instruction	No, see below
Comprehensive school Safety Plan	Yes
District of Choice	No, see below
California Clean Energy Jobs Act	Yes
After/ Before School Education and Safety Program:	
General requirements	Yes
After school	Yes
Before school	No, see below
Proper Expenditure of Education Protection Account Funds	Yes
Unduplicated Local Control Funding Formula Pupil Counts	Yes
Local Control and Accountability Plan	Yes
Independent Study – Course Based	No, see below
Attendance, for charter schools	Yes
Mode of Instruction, for charter schools	Yes
Nonclassroom Based Instruction/Independent Study, for charter schools	No, see below
Determination of Funding for Nonclassroom Based Instruction, for charter schools	No, see below
Annual Instructional Minutes Classroom Based, for charter schools	Yes
Charter School Facility Grant Program	No, see below

(Continued)

The District did not report any ADA for Independent Study, Continuation Education, or Independent Study-Course Based; therefore we did not perform any procedures related to these programs.

The District does not operate a Juvenile Court Schools Program; therefore, we did not perform any procedures related to the Juvenile Court Schools.

The District does not have any Middle or Early College High Schools, therefore, we did not perform any procedures related to Middle or Early College High Schools.

The District did not operate any attendance hours for Apprenticeship: Related and Supplemental Instruction Program; therefore, we did not perform any procedures related to Apprenticeship: Related and Supplemental Instruction.

The District does not operate as a District of Choice; therefore, we did not perform any procedures related to the District of Choice.

We did not perform any procedures related to Before School Education and Safety Program, because the District does not offer this program.

We did not perform any procedures related to Nonclassroom-Based Instruction/Independent Study, for charter schools or Determination of Funding for Nonclassroom-Based Instruction, for charter schools because the District's charter school has no Nonclassroom-Based/Independent Study students.

We did not perform any procedures related to Charter School Facility Grant Program as the District did not participate in this program during the audit year.

Management's Responsibility

Management is responsible for compliance with the requirements of state laws and regulations, as listed above.

Auditor's Responsibility

Our responsibility is to express an opinion on Alum Rock Union Elementary School District's compliance with state laws and regulations as listed above based on our audit of the types of compliance requirements referred to above. We conducted our audit of compliance in accordance with auditing standards generally accepted in the United States of America; the standards applicable to financial audits contained in Government Auditing Standards, issued by the Comptroller General of the United States; and the *2018-19 Guide for Annual Audits of K-12 Local Education Agencies and State Compliance Reporting* (Audit Guide). Those standards and the Audit Guide require that we plan and perform the audit to obtain reasonable assurance about whether noncompliance with the compliance requirements referred to above that could have a material effect on Alum Rock Union Elementary School District's compliance with the state laws and regulations listed above occurred. An audit includes examining, on a test basis, evidence about Alum Rock Union Elementary School District's compliance with those requirements and performing such other procedures as we considered necessary in the circumstances.

We believe that our audit provides a reasonable basis for our qualified opinion on compliance with state laws and regulations. However, our audit does not provide a legal determination of Alum Rock Union Elementary School District's compliance.

Basis for Qualified Opinion on Compliance with State Laws and Regulations

As described in Findings 2019-002 and 2019-003 in the accompanying Schedule of Audit Findings and Questioned Costs, Alum Rock Union Elementary School District did not comply with the requirements regarding Classroom Teacher Salaries and School Accountability Report Card. Compliance with such requirements is necessary, in our opinion, for Alum Rock Union Elementary School District to comply with the requirements applicable to the state laws and regulations applicable to Classroom Teacher Salaries and School Accountability Report Card.

Qualified Opinion on Compliance with State Laws and Regulations

In our opinion, except for the noncompliance described in the Basis for Qualified Opinion paragraph, Alum Rock Union Elementary School District complied, in all material respects, with the compliance requirements referred to above that are applicable to the state laws and regulations referred to above for the year ended June 30, 2019.

Other Matter

Alum Rock Union Elementary School District's responses to the noncompliance findings identified in our audit are described in the accompanying Schedule of Audit Findings and Questioned Costs. Alum Rock Union Elementary School District's responses were not subjected to the auditing procedures applied in the audit of compliance and, accordingly, we express no opinion on them.

Purpose of this Report

The purpose of this report on compliance is solely to describe the scope of our testing of compliance and the results of that testing based on the requirements of the State of California's *2018-19 Guide for Annual Audits of K-12 Local Education Agencies and State Compliance Reporting*. Accordingly, this report is not suitable for any other purpose.



Crowe LLP

Sacramento, California
December 16, 2019

INDEPENDENT AUDITOR'S REPORT ON INTERNAL CONTROL OVER FINANCIAL
REPORTING AND ON COMPLIANCE AND OTHER MATTERS BASED ON
AN AUDIT OF FINANCIAL STATEMENTS PERFORMED IN ACCORDANCE WITH
GOVERNMENT AUDITING STANDARDS

Board of Trustees
Alum Rock Union Elementary School District
San Jose, California

We have audited, in accordance with the auditing standards generally accepted in the United States of America and the standards applicable to financial audits contained in *Government Auditing Standards* issued by the Comptroller General of the United States, the financial statements of the governmental activities, each major fund, and the aggregate remaining fund information of Alum Rock Union Elementary School District as of and for the year ended June 30, 2019 and the related notes to the financial statements, which collectively comprise Alum Rock Union Elementary School District's basic financial statements, and have issued our report thereon dated December 16, 2019.

Internal Control Over Financial Reporting

In planning and performing our audit of the financial statements, we considered Alum Rock Union Elementary School District's internal control over financial reporting (internal control) to determine the audit procedures that are appropriate in the circumstances for the purpose of expressing our opinions on the financial statements, but not for the purpose of expressing an opinion on the effectiveness of Alum Rock Union Elementary School District's internal control. Accordingly, we do not express an opinion on the effectiveness of Alum Rock Union Elementary School District's internal control.

A *deficiency in internal control* exists when the design or operation of a control does not allow management or employees, in the normal course of performing their assigned functions, to prevent, or detect and correct, misstatements on a timely basis. A *material weakness* is a deficiency, or a combination of deficiencies, in internal control, such that there is a reasonable possibility that a material misstatement of the entity's financial statements will not be prevented, or detected and corrected on a timely basis. A *significant deficiency* is a deficiency, or a combination of deficiencies, in internal control that is less severe than a material weakness, yet important enough to merit attention by those charged with governance.

Our consideration of internal control was for the limited purpose described in the first paragraph of this section and was not designed to identify all deficiencies in internal control that might be material weaknesses or significant deficiencies. Given these limitations, during our audit we did not identify any deficiencies in internal control that we consider to be material weaknesses. However, material weaknesses may exist that have not been identified. We identified a deficiency in internal control that was communicated to management as identified in the accompanying Schedule of Audit Findings and Questioned Costs as Finding 2019-001.

Compliance and Other Matters

As part of obtaining reasonable assurance about whether Alum Rock Union Elementary School District's financial statements are free of material misstatement, we performed tests of its compliance with certain provisions of laws, regulations, contracts, and grant agreements, noncompliance with which could have a direct and material effect on the determination of financial statement amounts. However, providing an opinion on compliance with those provisions was not an objective of our audit, and accordingly, we do not express such an opinion. The results of our tests disclosed no instances of noncompliance or other matters that are required to be reported under *Government Auditing Standards*.

(Continued)

Alum Rock Union Elementary School District's Response to Finding

Alum Rock Union Elementary School District's response to the finding identified in our audit is described in the accompanying Schedule of Audit Findings and Questioned Costs. Alum Rock Union Elementary School District's response was not subjected to the auditing procedures applied in the audit of the financial statements and accordingly, we express no opinion on it.

Purpose of this Report

The purpose of this report is solely to describe the scope of our testing of internal control over financial reporting and compliance and the results of that testing, and not to provide an opinion on the effectiveness of the entity's internal control or on compliance. This report is an integral part of an audit performed in accordance with *Government Auditing Standards* in considering the entity's internal control and compliance. Accordingly, this communication is not suitable for any other purpose.



Crowe LLP

Sacramento, California
December 16, 2019

INDEPENDENT AUDITOR'S REPORT ON COMPLIANCE
FOR EACH MAJOR FEDERAL PROGRAM AND REPORT
ON INTERNAL CONTROL OVER COMPLIANCE

Board of Trustees
Alum Rock Union Elementary School District
San Jose, California

Report on Compliance for Each Major Federal Program

We have audited Alum Rock Union Elementary School District's compliance with the types of compliance requirements described in the *OMB Compliance Supplement* that could have a direct and material effect on each of Alum Rock Union Elementary School District's major federal programs for the year ended June 30, 2019. Alum Rock Union Elementary School District's major federal programs are identified in the summary of auditor's results section of the accompanying schedule of audit findings and questioned costs.

Management's Responsibility

Management is responsible for compliance with federal statutes, regulations, and the terms and conditions of its federal awards applicable to its federal programs.

Auditor's Responsibility

Our responsibility is to express an opinion on compliance for each of Alum Rock Union Elementary School District's major federal programs based on our audit of the types of compliance requirements referred to above. We conducted our audit of compliance in accordance with auditing standards generally accepted in the United States of America; the standards applicable to financial audits contained in *Government Auditing Standards*, issued by the Comptroller General of the United States; the audit requirements of Title 2 U.S. *Code of Federal Regulations* Part 200, *Uniform Administrative Requirements, Cost Principles, and Audit Requirements for Federal Awards* (Uniform Guidance). Those standards and the Uniform Guidance require that we plan and perform the audit to obtain reasonable assurance about whether noncompliance with the types of compliance requirements referred to above that could have a direct and material effect on a major federal program occurred. An audit includes examining, on a test basis, evidence about Alum Rock Union Elementary School District's compliance with those requirements and performing such other procedures as we considered necessary in the circumstances.

We believe that our audit provides a reasonable basis for our opinion on compliance for each major federal program. However, our audit does not provide a legal determination of Alum Rock Union Elementary School District's compliance.

Opinion on Each Major Federal Program

In our opinion, Alum Rock Union Elementary School District complied, in all material respects, with the types of compliance requirements referred to above that could have a direct and material effect on each of its major federal programs for the year ended June 30, 2019.

(Continued)

Report on Internal Control Over Compliance

Management of Alum Rock Union Elementary School District is responsible for establishing and maintaining effective internal control over compliance with the types of compliance requirements referred to above. In planning and performing our audit of compliance, we considered Alum Rock Union Elementary School District's internal control over compliance with the types of requirements that could have a direct and material effect on each major federal program to determine the auditing procedures that are appropriate in the circumstances for the purpose of expressing an opinion on compliance for each major federal program and to test and report on internal control over compliance in accordance with the Uniform Guidance, but not for the purpose of expressing an opinion on the effectiveness of internal control over compliance. Accordingly, we do not express an opinion on the effectiveness of Alum Rock Union Elementary School District's internal control over compliance.

A deficiency in internal control over compliance exists when the design or operation of a control over compliance does not allow management or employees, in the normal course of performing their assigned functions, to prevent, or detect and correct, noncompliance with a type of compliance requirement of a federal program on a timely basis. *A material weakness in internal control over compliance* is a deficiency, or combination of deficiencies, in internal control over compliance, such that there is a reasonable possibility that material noncompliance with a type of compliance requirement of a federal program will not be prevented, or detected and corrected, on a timely basis. *A significant deficiency in internal control over compliance* is a deficiency, or a combination of deficiencies, in internal control over compliance with a type of compliance requirement of a federal program that is less severe than a material weakness in internal control over compliance, yet important enough to merit attention by those charged with governance.

Our consideration of internal control over compliance was for the limited purpose described in the first paragraph of this section and was not designed to identify all deficiencies in internal control over compliance that might be material weaknesses or significant deficiencies. We did not identify any deficiencies in internal control over compliance that we consider to be material weaknesses. However, material weaknesses may exist that have not been identified.

The purpose of this report on internal control over compliance is solely to describe the scope of our testing of internal control over compliance and the results of that testing based on the requirements of Uniform Guidance. Accordingly, this report is not suitable for any other purpose.



Crowe LLP

Sacramento, California
December 16, 2019

FINDINGS AND RECOMMENDATIONS

ALUM ROCK UNION ELEMENTARY SCHOOL DISTRICT
 SCHEDULE OF AUDIT FINDINGS AND QUESTIONED COSTS
 Year Ended June 30, 2019

SECTION I - SUMMARY OF AUDITOR'S RESULTS

FINANCIAL STATEMENTS

Type of auditor's report issued: Unmodified

Internal control over financial reporting:

Material weakness(es) identified? _____ Yes X No

Significant deficiency(ies) identified not considered
to be material weakness(es)? _____ Yes X None reported

Noncompliance material to financial statements
noted? _____ Yes X No

FEDERAL AWARDS

Internal control over major programs:

Material weakness(es) identified? _____ Yes X No

Significant deficiency(ies) identified not considered
to be material weakness(es)? _____ Yes X None reported

Type of auditor's report issued on compliance for
major programs: Unmodified

Any audit findings disclosed that are required to be
reported in accordance with 2 CFR 200.516(a)? _____ Yes X No

Identification of major programs:

CFDA Number(s)	Name of Federal Program or Cluster
10.555	Child Nutrition: School Programs - Child Nutrition Cluster
10.558	Child Nutrition: Child and Adult Care Food Program
84.027, 84.173, 84.027A	Special Education Cluster

Dollar threshold used to distinguish between Type A
and Type B programs: \$ 750,000

Auditee qualified as low-risk auditee? _____ Yes X No

STATE AWARDS

Type of auditor's report issued on compliance for
state programs: Qualified

(Continued)

ALUM ROCK UNION ELEMENTARY SCHOOL DISTRICT
SCHEDULE OF AUDIT FINDINGS AND QUESTIONED COSTS
Year Ended June 30, 2019

SECTION II - FINANCIAL STATEMENT FINDINGS

2019-001 - DEFICIENCY - INTERNAL CONTROL OVER FINANCIAL REPORTING (30000)

Criteria

Management of the District is responsible for establishing and maintaining effective internal control over financial reporting, including the financial statements and the Schedule of Expenditures of Federal Awards. The District is required to have proper internal controls in place, specifically in regards to review and approval of accounts.

Condition

- In the 2017-18 audit, an adjusting journal entry was proposed to properly recognize revenue for funds received by the District in connection with the State's Emergency Repair Program. Management incorrectly recorded the proposed entries associated with the prior year finding. The net effect of the incorrect entries was a reduction to opening fund balance, and recognition of revenue from the Emergency Repair Program in the Special Reserve for Capital Outlay Fund. As a result of the entries, the District's opening fund balance was understated in comparison with the audited financial statements, and revenue was overstated. There is no effect to ending fund balance at June 30, 2019.

Effect

Management did not complete a thorough review of entries recorded in connection with the prior year finding.

Cause

The District did not establish and follow adequate internal control procedures.

Recommendation

We recommend that the District's management team implement necessary internal controls to ensure the accuracy of financial reporting.

Views of Responsible Officials and Planned Corrective Action

The District continues to improve the technical accounting skills of the business services team, including by providing training for the fiscal services team in proper accounting and review procedures, to ensure accurate financial reporting.

(Continued)

ALUM ROCK UNION ELEMENTARY SCHOOL DISTRICT
SCHEDULE OF AUDIT FINDINGS AND QUESTIONED COSTS
Year Ended June 30, 2019

SECTION III - FEDERAL AWARD FINDINGS AND QUESTIONED COSTS

No matters were reported.

(Continued)

ALUM ROCK UNION ELEMENTARY SCHOOL DISTRICT
SCHEDULE OF AUDIT FINDINGS AND QUESTIONED COSTS
Year Ended June 30, 2019

SECTION IV - STATE AWARD FINDINGS AND QUESTIONED COSTS

2019-002 - DEFICIENCY - CLASSROOM TEACHER SALARIES (61000)

Criteria

The District's expenditures related to classroom teacher salaries during the audit year, are required to meet or exceed 60% of the total current expense of education in the District's General Fund, as required by Education Code section 41372.

Condition

The District's total current expense of education in the General Fund for the audit year was calculated to be \$134,080,472, and classroom teacher salaries totaled \$77,252,896. The ratio of classroom teacher salaries to the current expense of education is calculated as 57.62%, which is deficient by 2.38% from the requirement of 60%.

Effect

The District did not comply with Classroom Teacher Salaries requirements for the year ended June 30, 2019.

Cause

The District did not establish adequate internal controls to ensure that total expenditures for classroom teacher salaries exceeded the minimum required percentage.

Recommendation

The District's management should implement necessary internal controls to ensure that classroom teacher salaries exceed the minimum required percentage, of the current expense of education in the General Fund.

Views of Responsible Officials and Planned Corrective Action

Management concurs with the finding and will work to implement necessary internal controls to ensure that classroom teacher salaries exceed the minimum required percentage in future reporting periods.

ALUM ROCK UNION ELEMENTARY SCHOOL DISTRICT
SCHEDULE OF AUDIT FINDINGS AND QUESTIONED COSTS
Year Ended June 30, 2019

SECTION IV - STATE AWARD FINDINGS AND QUESTIONED COSTS

2019-003 - DEFICIENCY - SCHOOL ACCOUNTABILITY REPORT CARD (72000)

Criteria

The District is required to complete School Accountability Report Cards annually for each school site pursuant to Education Code section 33126(b)(8), to report relevant information about reports of summarized complaint data, school facilities conditions, and the availability of sufficient textbooks and other instructional materials

Condition

The District's School Accountability Report Card issued during the year ended June 30, 2019, for Clyde Arbuckle Elementary School indicated that the site was rated as "Poor". However, the Facilities Inspection Tool for the same school site indicated that the site was rated as "Fair".

Effect

The District did not comply with School Accountability Report Card requirements for the year ended June 30, 2019.

Cause

The District did not establish and follow adequate internal control procedures to ensure that the School Accountability Report Card contained accurate information based on the supporting documentation.

Recommendation

We recommend that the District management implement necessary internal controls to ensure that School Accountability Report Card information agrees to the relevant supporting schedules or other documentation.

Views of Responsible Officials and Planned Corrective Action

Management concurs with the finding and will work to implement necessary internal controls to ensure that School Accountability Report Cards report accurate information in future reporting periods.

**STATUS OF PRIOR YEAR
FINDINGS AND RECOMMENDATIONS**

ALUM ROCK UNION ELEMENTARY SCHOOL DISTRICT
STATUS OF PRIOR YEAR FINDINGS AND RECOMMENDATIONS
Year Ended June 30, 2019

<u>Finding/Recommendation</u>	<u>Current Status</u>	<u>District Explanation If Not Implemented</u>
<p>2018-001</p> <p><u>Condition:</u> The following are areas were noted as deficiencies in internal control which collectively were determined to be a material weakness.</p> <ul style="list-style-type: none"> • The District has outsourced both bond program management and construction management services to a third party vendor. As part of that contract, the vendor is to provide documentation to assist with the District's financial reporting and internal control procedures. We noted a deficiency in internal controls related to a lack of documentation provided by that third party. • The District's third party vendor for program management and construction management services has incurred time and costs under the terms of the contract which have not paid at the direction of the District's County Office of Education. There are remaining invoiced expenses which have not been accrued as a payable at June 30, 2018. • The District's evidence in support of internal controls related to pay rate changes and the reconciliation between the Payroll Prelist and the Final Payroll Register identified that these control activities were not consistently completed on a timely basis. Further, evidence supporting approval by a supervisor for employee absences and timecards were not consistently documented with the respective District forms. 	<p>Partially implemented.</p>	<p>Refer to current year finding 2019-001.</p>

(Continued)

ALUM ROCK UNION ELEMENTARY SCHOOL DISTRICT
STATUS OF PRIOR YEAR FINDINGS AND RECOMMENDATIONS
Year Ended June 30, 2019

<u>Finding/Recommendation</u>	<u>Current Status</u>	<u>District Explanation If Not Implemented</u>
2018-001 (Continued)		
<ul style="list-style-type: none">• Unearned revenue was recorded for the Emergency Repair Program, a State program to cover costs of repairing or replacing existing building systems or structural components. These amounts were received in previous fiscal years, however the District received conflicting information as to whether these should be reimbursements of prior costs or grants toward future projects. During the year ended June 30, 2018, District management concluded that the amounts should be recorded as reimbursements and the funds are therefore eligible for unrestricted resources. However, management did not record the adjusting entries to recognize the revenue, or the transfer of funds from the Special Reserve for Capital Outlay Projects Fund to the General Fund. Adjusting entries have been recorded to correctly report the disposition of these funds as unrestricted revenue in the General Fund.		
<p><u>Recommendation:</u> We recommend that the District management implement necessary internal controls to ensure the accuracy of financial reporting.</p>		