



Board of Education
February 11, 2021

2020-21 STUDENT LEARNING & SUPPORT MID-YEAR UPDATE

CONTINUOUS IMPROVEMENT
EVERY STUDENT, EVERY DAY
RELATIONSHIPS MATTER



OVERVIEW

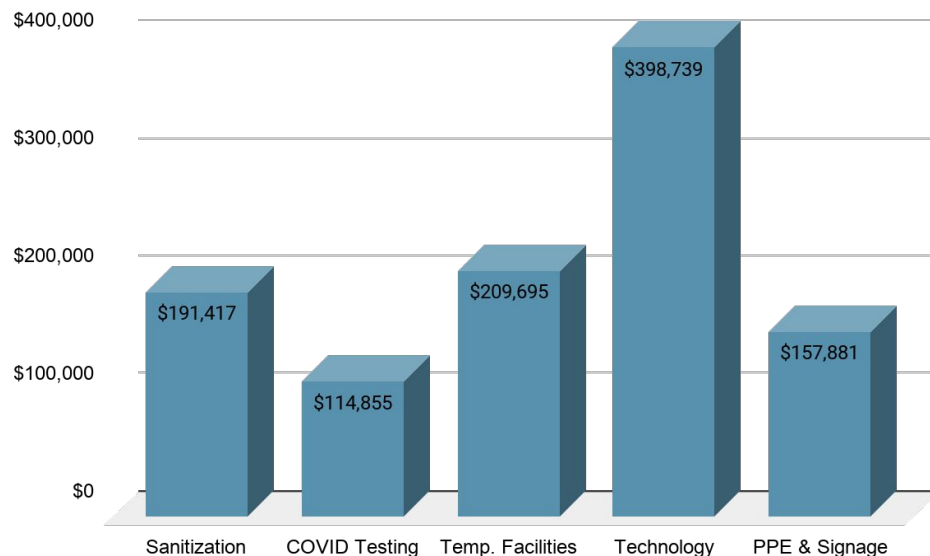
- **COVID Logistics Team Update**
 - Expenditures
 - Technology
 - Testing
 - Reopening status
- **COVID Instructional Team Update**
 - Learning Outcomes
 - Student Supports
 - Learning Center
 - Spring '21 and summer
 - Fall '21

CARES ACT EXPENDITURES

INITIAL ROUND OF STIMULUS PROVIDED BY THE CARES ACT

In response to the 2019 Novel Coronavirus (COVID-19) the U.S. Congress passed the CARES Act, which was signed into law on Friday, March 27, 2020.

- Provided states with funding to respond to the COVID-19 pandemic
- We have received roughly \$1.1M of the \$1.4M provided through this package
- A large portion of funds had to be spent prior to December 30, 2020



CARES ACT EXPENDITURES

EXAMPLES OF ALLOWABLE EXPENDITURES

- Coordination of preparedness and response efforts
- Providing principals and other school leaders with the resources necessary to address the needs of their individual schools
- Activities to address the unique needs of the district's most vulnerable students
- Developing and implementing procedures and systems to improve the preparedness and response efforts
- Planning for and coordinating on long-term closures
- Staff training and professional development on sanitation
- Purchasing supplies to sanitize and clean the facilities
- Purchasing educational technology
- Mental health services and supports
- Summer learning and supplemental after-school programs
- Discretionary funds for school principals to address the needs of their individual schools
- Other activities that are necessary to maintain the operation and employment of their existing staff

CARES ACT EXPENDITURES

EXAMPLES OF ALLOWABLE EXPENDITURES

- Addressing learning loss or accelerating progress to close learning gaps
- Extending the instructional school year by making adjustments to the academic calendar
- Providing additional academic services for pupils, such as diagnostic assessments of pupil learning needs, intensive instruction for addressing gaps in core academic skills, additional instructional materials or supports, or devices or connectivity for the provision of in-classroom and distance learning
- Providing integrated pupil supports to address other barriers to learning, such as the provision of health, counseling, or mental health services, professional development opportunities to help teachers and parents support pupils in distance-learning contexts
- Addressing health and safety concerns, including purchasing public health testing, personal protective equipment, supplies to sanitize and clean the facilities and school buses of a local educational agency, and for other related needs

CARES ACT EXPENDITURES

LOGISTICS PREPARATION

- Permanent and portable plexiglass partitions have been installed at each site and desk shields are available upon request
- All classrooms have been reconfigured and signage provided to maintain safe social distancing while on campus
- All air filters throughout the district have been upgraded to a MERV 13 and portable HEPA filters provided in all classrooms
- Dedicated entry points established to take student and staff temperatures prior to entry on campus
- Outdoor spaces are available for use with coordination from the site administration to mitigate shared use.
- Face covering protocols in place and an inventory of them maintained at each site (both youth and adult sizes)
- Third-party disinfecting vendor in place to provide sanitation services daily, as well as custodial staff used to disinfect throughout the day
- Additional temporary handwashing stations provided to each school
- Hand sanitizing stations placed in every room and throughout each site

CARES ACT EXPENDITURES

GENERAL FUND EXPENDITURES OUTSIDE OF STIMULUS

- Eleven (11) temporary teachers added due to creation of Virtual Academy
- Twenty seven (27) additional daily subs needed to staff elementary hybrid model
- Nine (9) daily subs needed at secondary level to support the learning centers and unexpected absences
- Devices, internet, instructional materials and digital curriculum.
- Virtual training for teachers and curriculum development
- Routine Restricted Maintenance for replenishment of PPE, filter changes, and sanitization
- Expenditures made have served all students both in-person and those doing distance learning
- The approximate amount of total General Fund dollars spent to date in response to COVID-19 is \$2.6M, with the largest portion of that going to support the increased staffing in order to offer the Virtual Academy

COVID-19 TESTING

Staff and Student Testing Participation

Staff:

- Seven (7) testing opportunities with 908 tests administered
- Five (5) total positives
- Next event is February 22

Students:

- Four (4) testing opportunities with 1,198 tests administered
- Twenty five (25) total positives
- Next event is February 23

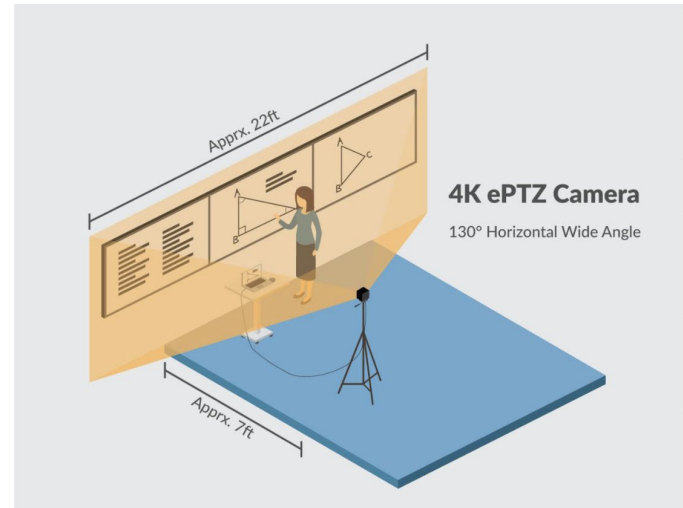


TECHNOLOGY

SAVVAS
realize™



- Zoom - 310 licenses - annual cost = \$27,900
- Purchased and trained teachers in grades 6-12 on wide angle and document cameras for hybrid learning. Hardware costs = \$31,800
- Software program costs (6-12 APEX-ALVS \$70,184, UC Scout \$39,900, K-8 SAVVAS \$112,387)
- LMS Canvas/Google Classroom - Teacher Training - LBUSD offered 6 - 2 hour sessions in the Spring and 4 - 2 hour sessions in the summer as well as ongoing 1:1 support at each site throughout the Fall
- 81 Access Points for student access at home



REOPENING SECONDARY

Table 1. School reopening actions for in-person instruction, by Tier

Yellow CR <1.0* TP <2%	Orange CR 1-3.9* TP 2-4.9%	Red CR 4-7* TP 5-8%	Purple CR >7* TP >8%
- CSP posted publicly for K-12 th grades 5 days prior to in-person instruction.	- CSP posted publicly for K-12 th grades 5 days prior to in-person instruction.	- CSP posted publicly for K-12 th grades 5 days prior to in-person instruction. - Must be in Red 5 days prior to reopening.	- <u>Already reopened</u> : CSP posted publicly by 02/01/21. - <u>Not previously open</u> : - CSP posted publicly for K-6, and submitted concurrently to LHD and State Safe Schools for All Team. - 7 business days for review. - 7 th -12 th grade reopening not permitted if CR >7*. - K-6 th grade reopening not permitted if CR >25*, though CSP can be posted and submitted for review. - Note: Targeted in-person instruction may be offered pursuant to the Cohorting Guidance.

Adjusted case rate.

Current CDPH Guidance Document

- As soon as OC enters red tier for 5 days LBUSD secondary schools will reopen to in-person learning
- Tiers are assigned on Tuesday by CDPH
- **Sites are ready to reopen when permitted to do so**
 - Plan Posted to website
 - PPE, air filtration, etc installed and ready

INSTRUCTIONAL TEAM

COVID Instructional Team Update

- Learning Outcomes
 - Attendance and Engagement
 - Grade Distribution
 - Reading Scores
- Student Supports
- Learning Center
- Spring '21 and summer school planning
- Fall '21 planning

LEARNING OUTCOMES: ATTENDANCE/ENGAGEMENT

Daily Attendance Rate for Cycle 4 (mid-Nov to mid-Dec)

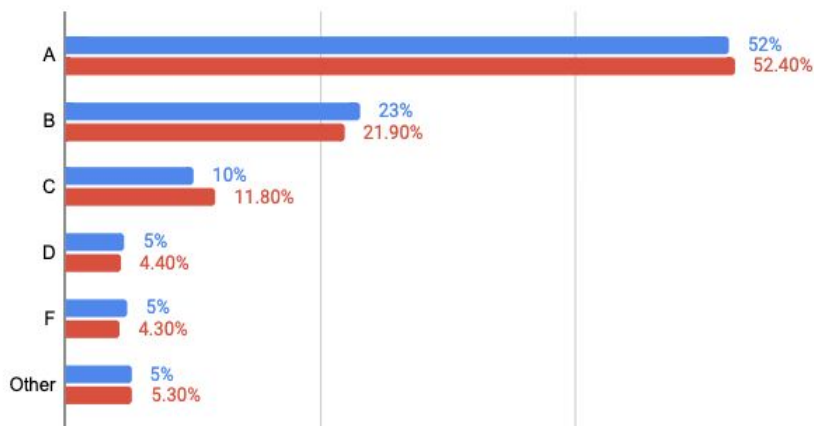
Grade Span	18-19	19-20	20-21
TK-3	94.2%	94.2%	97.2%
4-6	95.1%	95.3%	98.1%
7-8	98.0%	95.4%	98.0%
9-12	98.7%	95.6%	97.1%

LEARNING OUTCOMES: GRADE DISTRIBUTION

2020-21 Mid-Trimester to Final Trimester Comparison

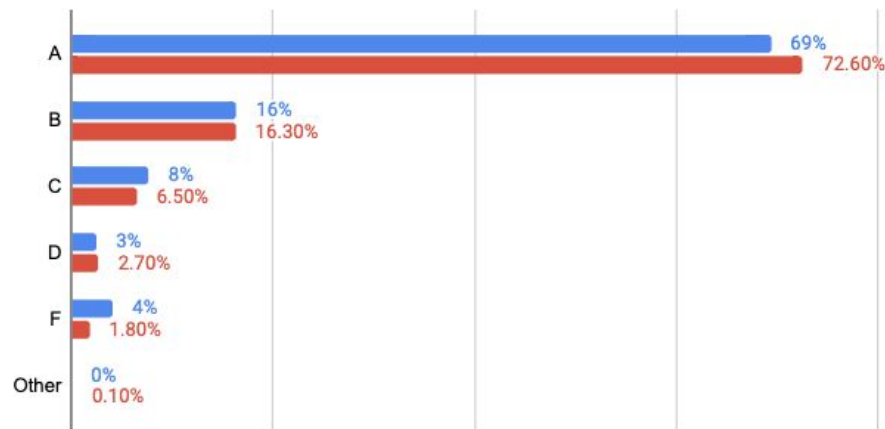
TMS

Mid Trimester Final Trimester



LBHS

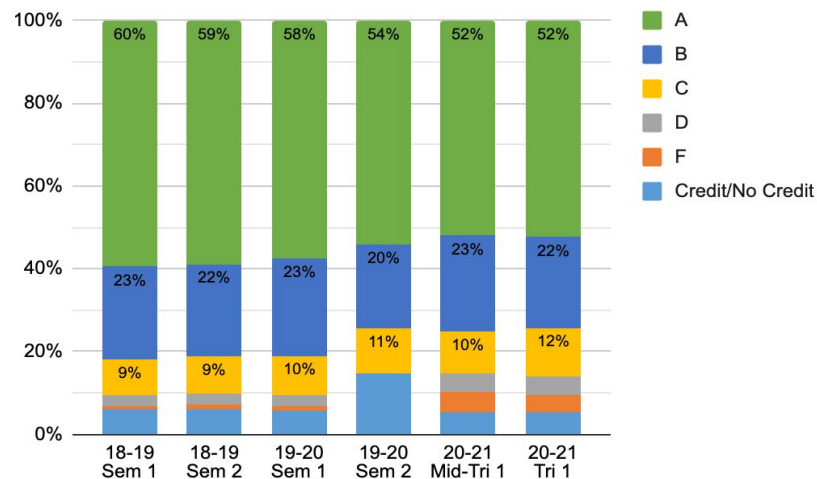
Mid Trimester Final Trimester



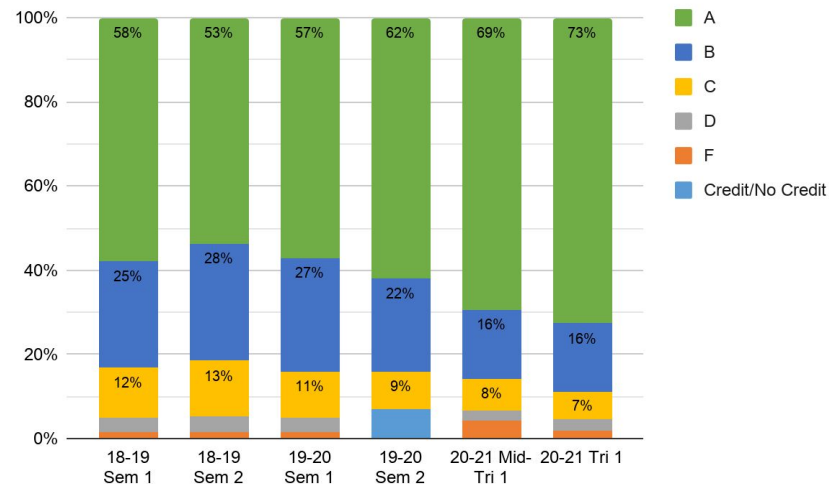
LEARNING OUTCOMES: GRADE DISTRIBUTION

Three-year Comparison by Grading Term

TMS



LBHS



LEARNING OUTCOMES: ELEMENTARY READING ABILITY

Grade Level Cohorts: Average Lexile Level Change

2019-20 COHORT	Tri 1 2019-20	Tri 2 2019-20	SAME STUDENTS in 2020-21	Tri 1 2020-21	Tri 2 2020-21
Kinder	N/A	273	⇒ 1st grade	229	301
1st graders	196	248	⇒ 2nd grade	533	588
2nd graders	501	627	⇒ 3rd grade	745	771
3rd graders	689	777	⇒ 4th grade	809	895
4th graders	835	902	⇒ 5th grade	933	944
5th graders	962	1008	⇒ 6th grade	N/A	N/A

LEARNING OUTCOMES: ELEMENTARY READING INTERVENTION

Percentage of Students Above, At, or Below Grade Level



Reading Scores	Tri 1 19-20	Tri 2 19-20	Tri 1 20-21	Tri 2 20-21
Tier 3 - Below	6%	2%	6%	5%
Tier 2 - At or Near	41%	24%	33%	23%
Tier 1 - At or Above	53%	74%	60%	71%

STUDENT SUPPORT: SOCIAL EMOTIONAL SUPPORT

DURING SCHOOL HOURS

School-based counseling and mental health staff are available during school hours to respond to student or parent concerns. Families can contact the school or support staff.

El Morro ES (949-497-7780):

- Counselor: Marianne Lawson
- School Psychologist: Dr. Megan Dennison

Top of the World ES (949-497-7790):

- Counselor: Jolene Hamilton
- School Psychologist: Grace Jones

Thurston MS (949-497-7785):

- Counselors: Amanda Vander Veen and Aubrey Garcia; Student Support Specialists: Ashley Hernandez
- School Psychologist: Luissa Mossa

Laguna Beach HS (949-497-7750):

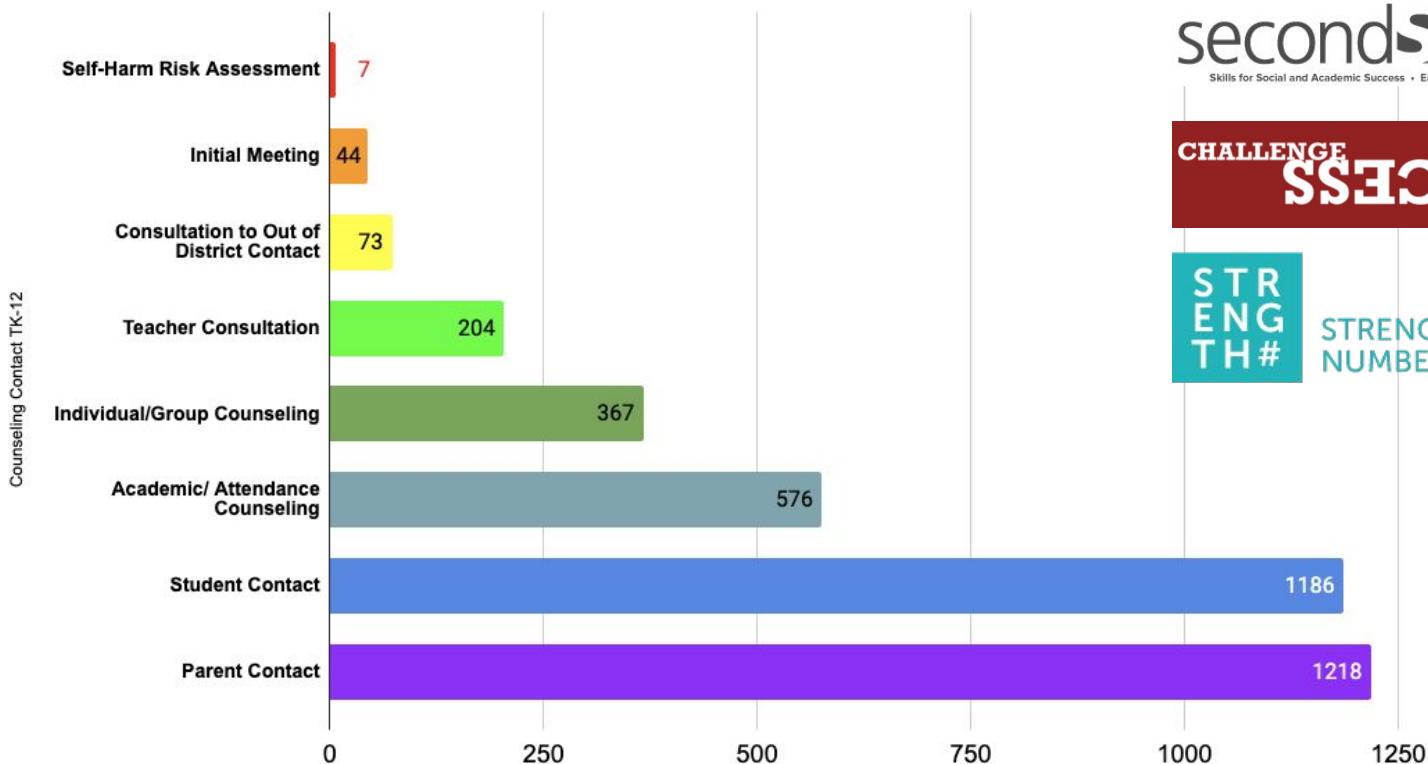
- Counselors: Eric Banducci, Angela Pilon and Nichole Rosa; Student Support Specialist: Alex Aronson
- School Psychologist: Brad Rush

Additional resources:

- [National Suicide Prevention Hotline](https://www.suicidalthoughts.org/): 1-800-273-8255
- [National Crisis Text Line](https://www.crisisline.org/): Text "Home" to 741-741
- OC Student Mental Health Resource Directory:
<https://ocstudentmentalhealth.org/resource-directory/>
- [Coping With the COVID-19 Crisis: Care for Caregivers - Tips for Parents and Teachers](https://www.ocdehhs.org/covid-19/coping-with-the-covid-19-crisis-care-for-caregivers-tips-for-parents-and-teachers)

STUDENT SUPPORT: SOCIAL EMOTIONAL SUPPORT

Counseling Contact TK-12 8/24/20-2/10/21



secondSTEP
Skills for Social and Academic Success • Early Learning Through Grade 8

CHALLENGE
SUCCESS

STRENGTH#
STRENGTHIN
NUMBERSOC.ORG



kelvin



STUDENT SUPPORT: HEALTH AND NURSING

District Nurses:


- Pam Majd, MN, RN, SNSC El Morro, LBHS
- Kelly Schultz, MSN, RN, SNSC: School Readiness, TOW, TMS

School Health Office Staff:

- El Morro ES: Theresa Chavez
- Top of the World ES: Paula Forino
- Thurston MS: Elizabeth Phillips & Heidi Winegard
- Laguna Beach HS: Aileen Rose

COVID-19 Resources

- LBUSD: <https://www.lbusd.org/resources/covid19>
- OC Healthcare Agency: <https://occcovid19.ocalthinfo.com/coronavirus-in-oc>
- LBUSD Contact Tracing Video: <https://youtu.be/D9A5PMuXhoc>



COVID-19 REPORTING

<https://www.lbusd.org/resources/covid19/covid-19-reporting>

School	Total Student and Staff*	Students and Staff Current Cases in Last 14 days	% of Current Cases in Last Two Weeks in Relation to the School Population	Cumulative Total Cases at Each Site Since August 24, 2020
El Morro ES	399	0	0.00%	12
Top of the World ES	476	1	0.21%	15
Thurston MS	626	0	0.00%	13
Laguna Beach HS	1128	3	0.27%	58
Virtual Academy K-12	368	0	0.00%	4
District Office	39	0	0.00%	1
Individuals in Isolation or Quarantine	Current Active Cases in Isolation	Students in Quarantine Due to Close Contact	Staff in Quarantine Due to Close Contact	Total Students & Staff Currently in Isolation or Quarantine
All school sites (TK-12) and district office: Active and Close Contacts	4	11	1	16
February 8, 2021				

SPECIAL EDUCATION

WHAT ARE WE DOING?

- Full Implementation of IEP services to include S & L, OT, PT, APE, Counseling & Behavioral Services regardless of program option student is attending
- SAI Instruction consistent with IEP recommendations
- ITP development and services for all students 16 years and above
- Implementation of Emergency Condition Plans as students are required to self quarantine
- Timely Initial Assessments
 - Completed Initials since School Start: 33
- Timely Annual IEP Meetings

SPECIAL EDUCATION

WHAT ARE WE DOING? CONTINUED

- Timely Annual IEP Meetings
- Timely Responses to Parent Concerns
- Triennial Assessments
 - Completed Triennial since School Start: 59
 - Summer Assessments: 92
- Push In support via IA's at Elementary based on IEP needs
- Virtual Support via IA's at MS/HS level
- Mentoring of School Psychologist Interns
- Transportation for students to access programs including the Learning Center

SPECIAL EDUCATION

WHAT'S COMING THIS SPRING?

- Parent training on the following topics:
 - *Tools for Surviving the Pandemic with my Child:
Managing all my Additional Responsibilities*
 - *Managing my Teens Emotions*
 - *Tips for Increasing Family Connectedness*
- Continue to engage our parents of Early Learners in Parent Webinars
of Webinars hosted: 8
of Webinars planned for balance of school year: 7
- Offer additional Early Learner Provider Webinars
February 22 We Did not Sign up for this! Strategies to support care for yourself, your program and your families during the pandemic
- Recruit additional Parent Mentors and conduct training

IN-PERSON LEARNING OPPORTUNITIES (OUTSIDE OF ELEMENTARY)

Pre School

Monday - Friday 9 to 12:00 with extended day occurring virtually

Self Contained Middle School Monday - Thursday 9:00 to 1:30 with virtual learning on Fridays


Self Contained High School Monday - Thursday 9:00 to 3:00 with virtual learning on Fridays

Learning Center

Monday - Friday 8:30 to 3:00 for selected students to include Special Ed., Section 504, EL identified students

Attendance:

TMS	Average per day 14	Number of Staff: 7
HS	Average per day 10 to 12	Number of Staff: 7



SPRING 2021

SECONDARY COHORTS

- TMS: All students will be able to attend classes on campus should they decide to return to school when allowed, per CDPH.
- LBHS: Currently, approximately 90-95% of students are able to return to campus in cohorts. Remaining 5-10% of students, who have unique course pairings, will necessitate personalized solutions, such as increased classroom spacing, should they decide to return to campus for classes when allowed, per CDPH.

AP EXAM SUPPORT

All students enrolled in AP courses, hybrid or virtual academy, will be invited to join LBHS Canvas AP course page, which includes

- Study/Prep Sessions times
- Office Hours/Tutorial times
- College Board AP Classroom resources
- LBHS AP course resources

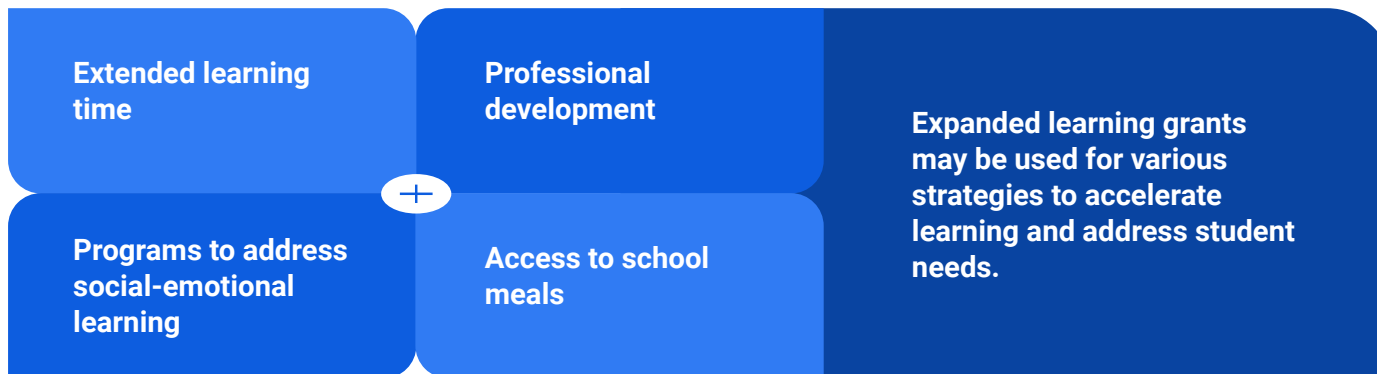
SUMMER ACADEMY AND LBHS SUMMER SCHOOL

Summer Academy 2019	Summer Academy 2020	Summer Academy 2021	LBHS 2020	LBHS 2021
PK-8 20 Days	PK-8 20 Days-Virtual	PK-8 In-Person/Virtual	Virtual All Credit Recovery 10 day terms Flexible pacing ESY ELD Bridge Classes IVC: Dual Enrollment	Virtual/ In-Person Credit Recovery 10 day terms Flexible pacing ESY ELD Bridge & Refresher IVC: Dual Enrollment
1 teacher to 20 students (~4 hours) PK-8: ESY 1-8: ELD 1-3: Literacy Intervention 4-6: Literacy/Math 7-8: Math	1 teacher to 5 students (~1 hour) 1 teacher to 5 students (~1 hour) 1 teacher to 5 students (~1 hour) 1 teacher to 5 students (~1 hour)	1 teacher to 20 students (~3-4 hours) PK-8: ESY (20 day) 1-8: ELD 1-3: Literacy 4-8: Literacy & Math Refresher classes *Exploring Enrichment & Jump Start Academic Readiness		

SUMMER SCHOOL

EXPANDED LEARNING TIME GRANT PROPOSAL

On January 19, 2021, the Department of Finance released the draft language for Governor Newsome's proposed Expanded Learning Time and Academic Intervention Grants. The proposal includes using \$4.6 billion one-time Proposition 98 funds to support academic achievement by expanding instructional time and providing targeted academic intervention, with priority for vulnerable students. Under this proposal, Laguna Beach USD is estimated to receive roughly \$1.7M.



2021-22 ACADEMIC PROGRAM OPTIONS

2019-20 (pre-school closure)	2020-21 (mid-year)	2021-22*
IN-PERSON: > 99% Elementary & Secondary	IN-PERSON: <1% Learning Center, ELD, athletics	IN-PERSON:
HYBRID: <1% Home Hospital, Independent Study	HYBRID: 30% Elementary (4-day)	HYBRID:
VIRTUAL/ONLINE: <1% Credit recovery	VIRTUAL/ONLINE: 70% Virtual Academy (13%), HH, Secondary, credit recovery	VIRTUAL/ONLINE:

**Academic programs offered based on
CDPH and legal requirements.*



THANK YOU