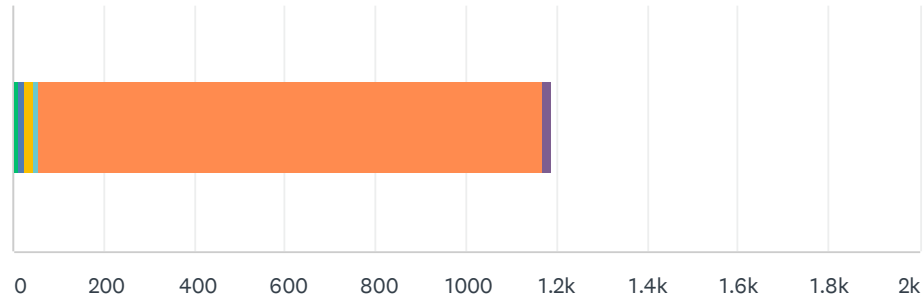


Q2 What is your race or ethnicity? (Please select all that apply.)

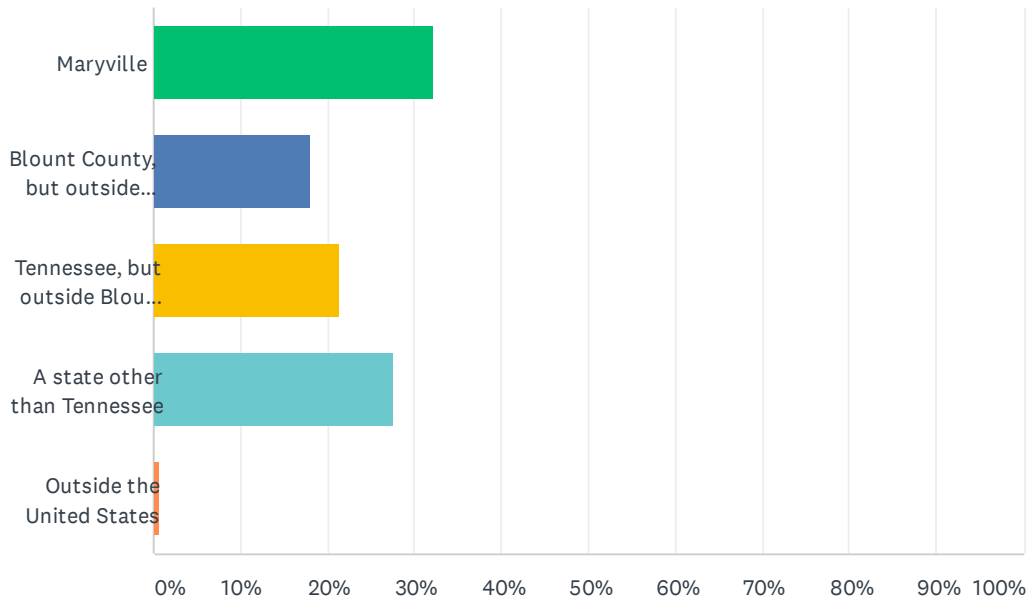
Answered: 1,161 Skipped: 0



- American Indian or Alaskan Native
- Black or African American
- Asian or Pacific Islander
- Hispanic or Latino
- White / Caucasian
- Other (please specify)

Q3 Where do you currently reside?

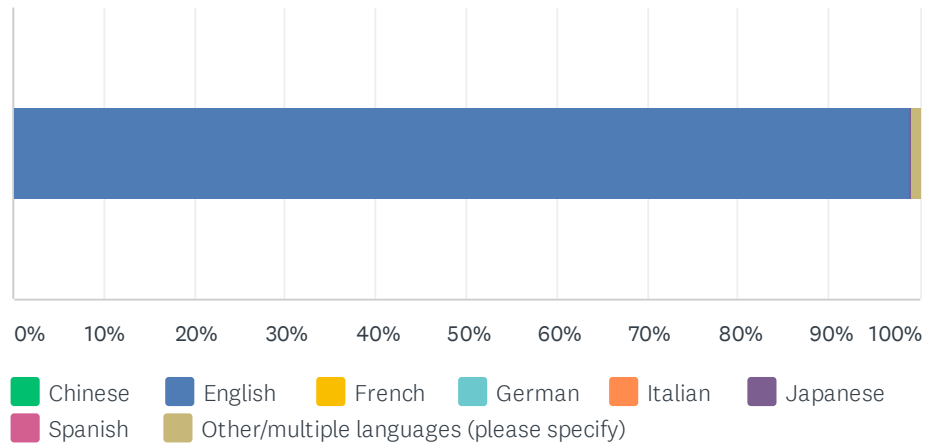
Answered: 1,161 Skipped: 0



ANSWER CHOICES	RESPONSES	
Maryville	32.30%	375
Blount County, but outside Maryville city limits	18.09%	210
Tennessee, but outside Blount County	21.36%	248
A state other than Tennessee	27.56%	320
Outside the United States	0.69%	8
TOTAL		1,161

Q4 What is the first language you learned to speak?

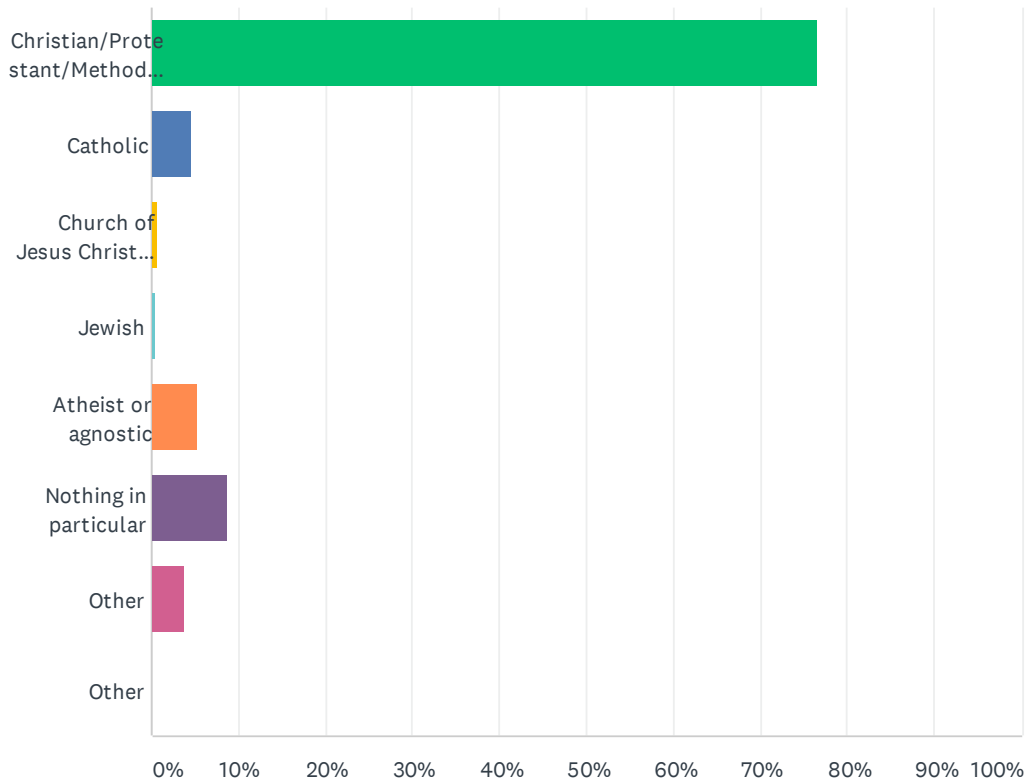
Answered: 1,155 Skipped: 6



ANSWER CHOICES	RESPONSES	
Chinese	0.00%	0
English	99.05%	1,144
French	0.00%	0
German	0.00%	0
Italian	0.00%	0
Japanese	0.09%	1
Spanish	0.09%	1
Other/multiple languages (please specify)	0.78%	9
TOTAL		1,155

Q5 What is your religious affiliation, if any?

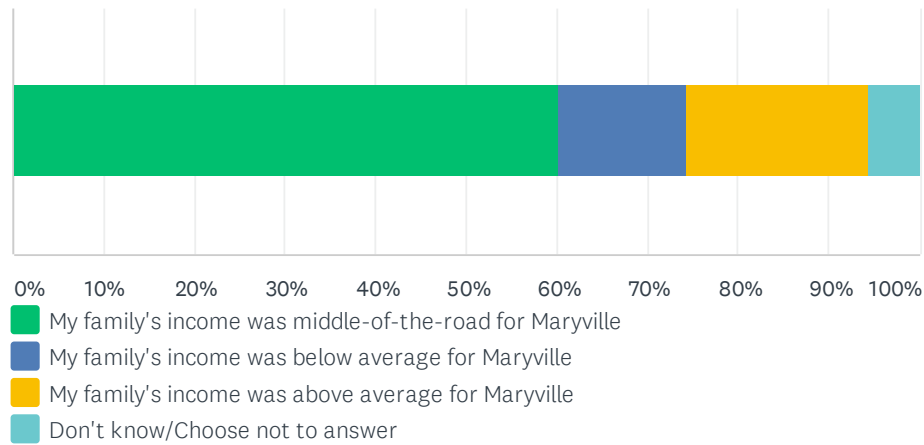
Answered: 1,148 Skipped: 13



ANSWER CHOICES	RESPONSES	
Christian/Protestant/Methodist/Lutheran/Baptist/Episcopalian/Presbyterian	76.48%	878
Catholic	4.62%	53
Church of Jesus Christ of Latter-day Saints	0.61%	7
Jewish	0.44%	5
Atheist or agnostic	5.23%	60
Nothing in particular	8.89%	102
Other	3.75%	43
Other	0.00%	0
TOTAL		1,148

Q6 How would you describe your family's income level or socioeconomic status while you attended MHS?

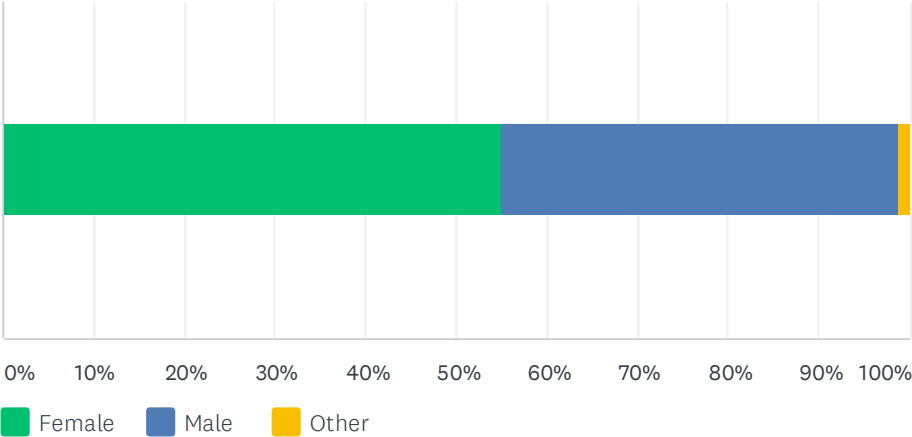
Answered: 1,155 Skipped: 6



ANSWER CHOICES	RESPONSES	
My family's income was middle-of-the-road for Maryville	60.17%	695
My family's income was below average for Maryville	14.11%	163
My family's income was above average for Maryville	20.09%	232
Don't know/Choose not to answer	5.63%	65
TOTAL		1,155

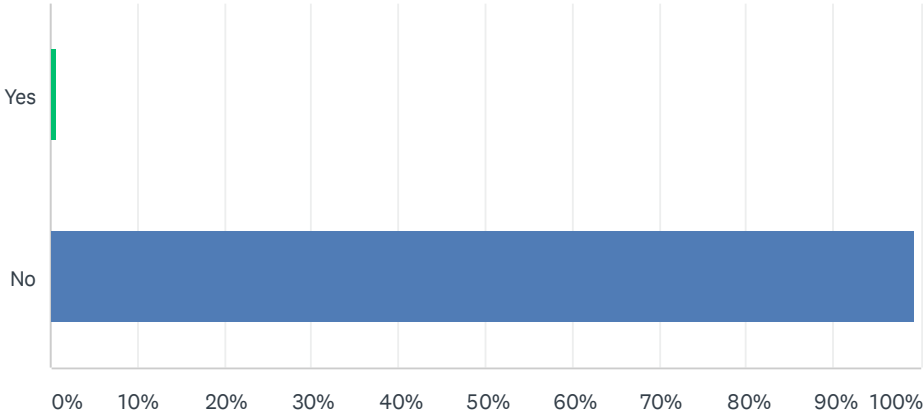
Q7 What is your gender?

Answered: 1,153 Skipped: 8



Q8 Do you consider yourself to be transgender?

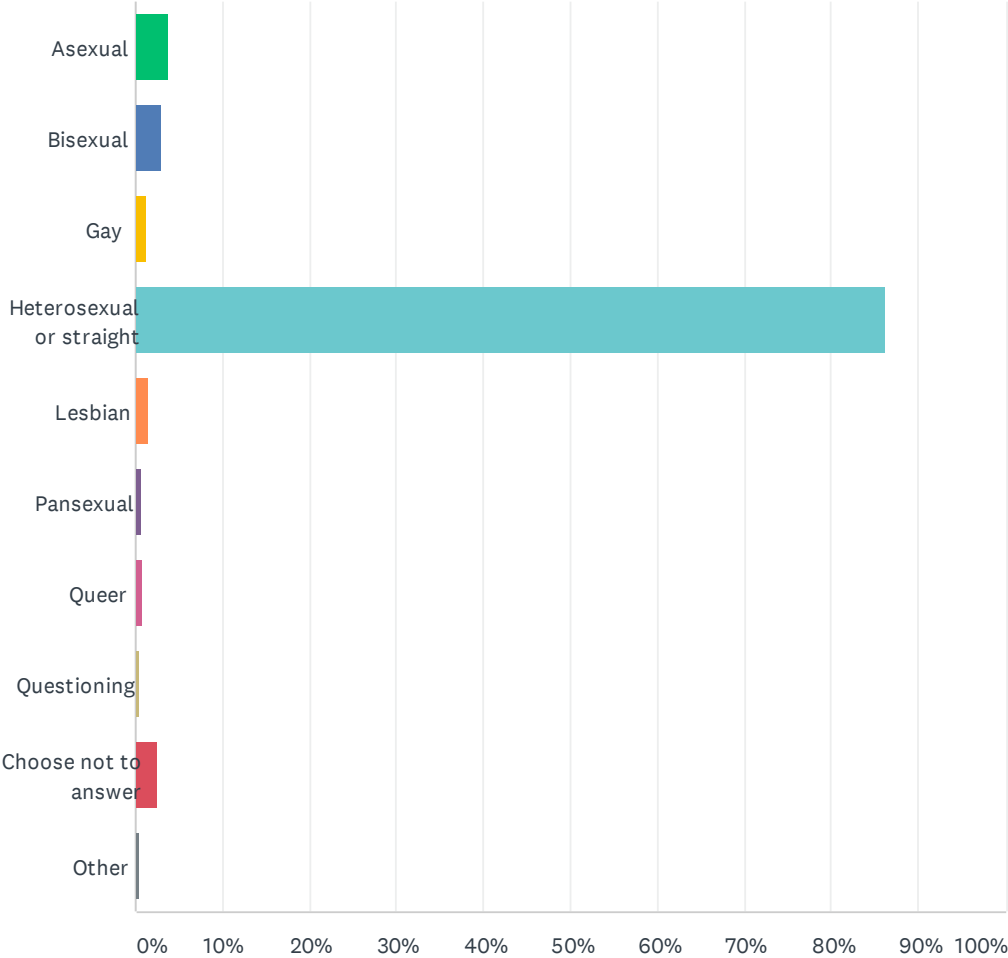
Answered: 1,149 Skipped: 12



ANSWER CHOICES	RESPONSES
Yes	0.61% 7
No	99.39% 1,142
TOTAL	1,149

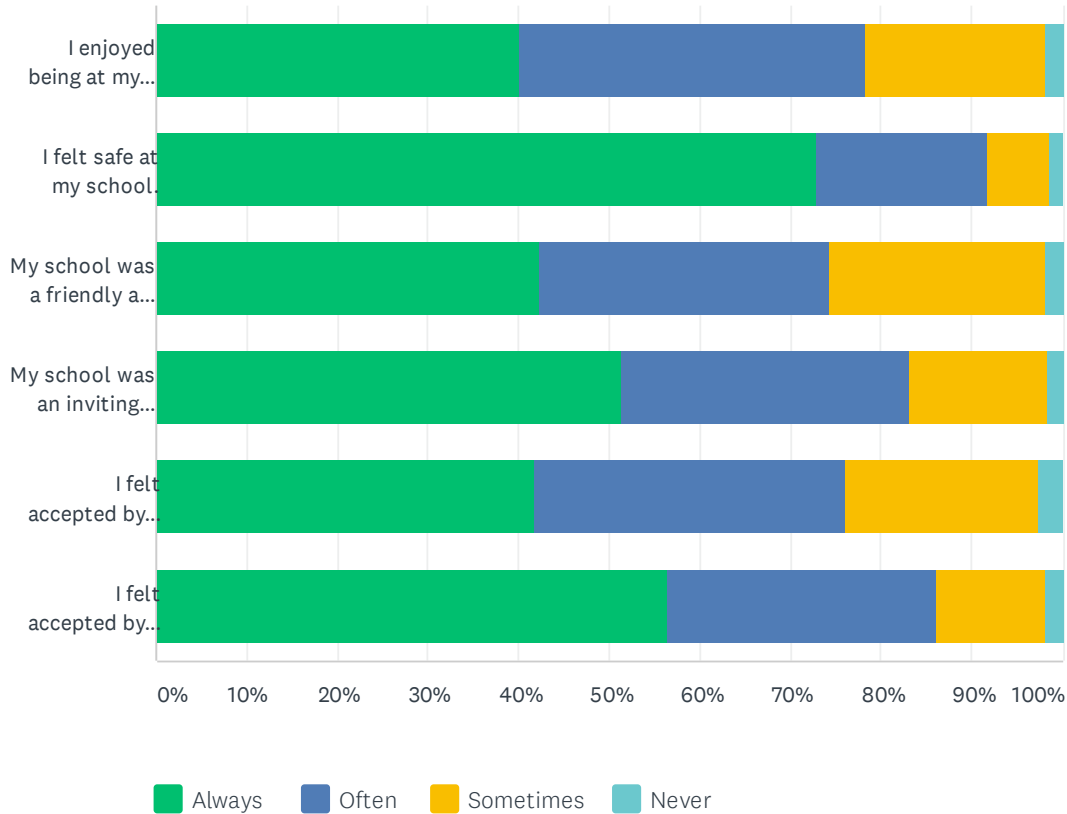
Q9 Which term best describes your sexual orientation?

Answered: 1,143 Skipped: 18



Q10 How do you feel about your time at Maryville HS?

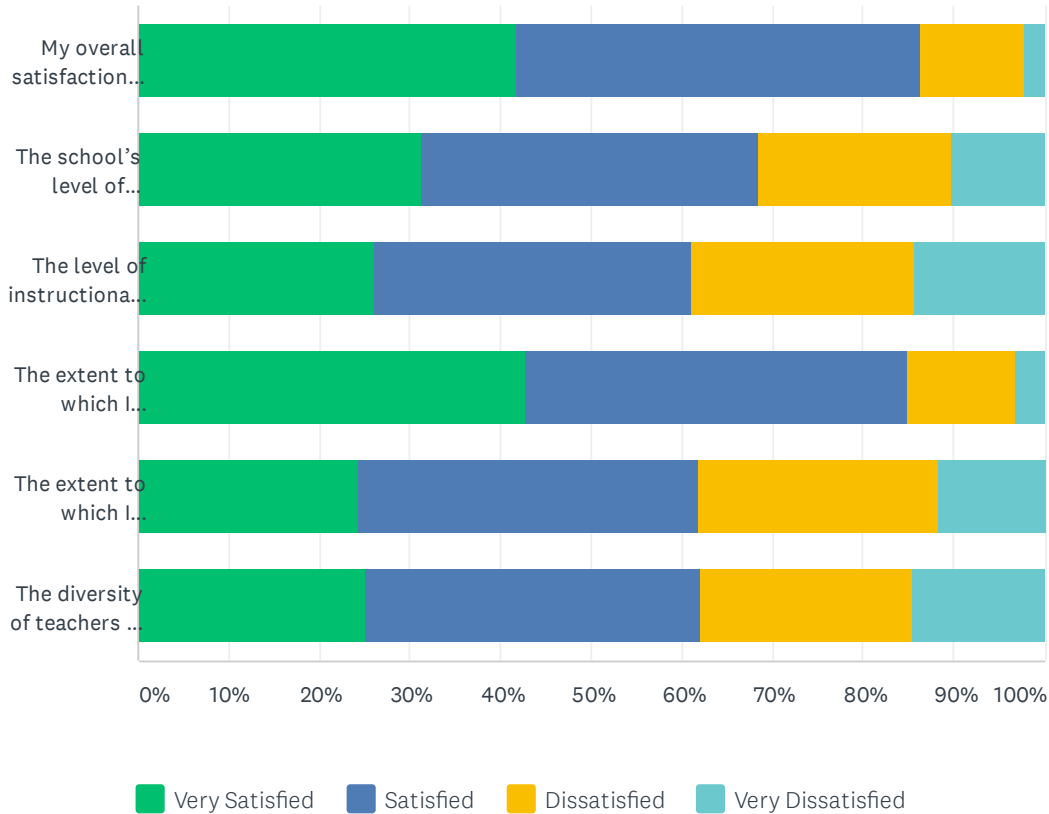
Answered: 1,098 Skipped: 63



	ALWAYS	OFTEN	SOMETIMES	NEVER	TOTAL
I enjoyed being at my school.	40.16% 441	38.07% 418	20.04% 220	1.73% 19	1,098
I felt safe at my school.	72.84% 799	18.96% 208	6.84% 75	1.37% 15	1,097
My school was a friendly and welcoming place.	42.43% 465	31.84% 349	23.91% 262	1.82% 20	1,096
My school was an inviting place to learn.	51.42% 563	31.78% 348	15.16% 166	1.64% 18	1,095
I felt accepted by students in my school.	41.71% 458	34.43% 378	21.31% 234	2.55% 28	1,098
I felt accepted by adults in my school.	56.34% 618	29.72% 326	12.22% 134	1.73% 19	1,097

Q11 Please indicate your level of satisfaction with the following indicators at MHS based on your experiences when you attended.

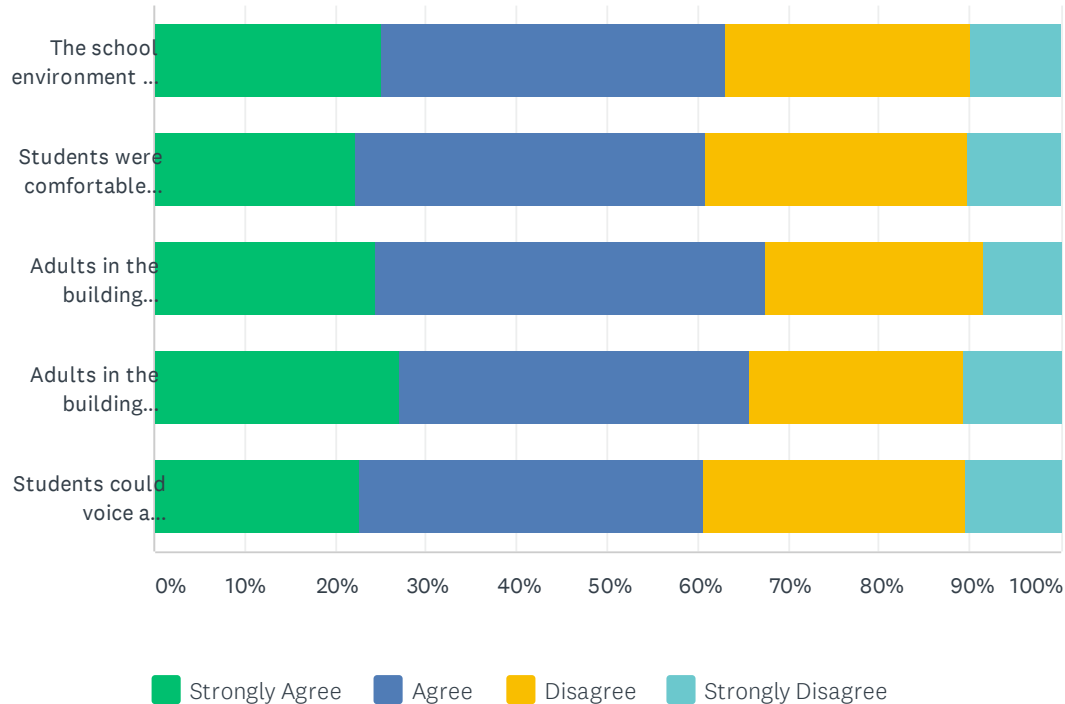
Answered: 1,096 Skipped: 65



	VERY SATISFIED	SATISFIED	DISSATISFIED	VERY DISSATISFIED	TOTAL
My overall satisfaction level with the school climate.	41.86% 458	44.42% 486	11.43% 125	2.29% 25	1,094
The school's level of inclusiveness for students from diverse backgrounds.	31.24% 338	37.25% 403	21.35% 231	10.17% 110	1,082
The level of instructional focus on diverse cultural experiences and diversity perceptions.	26.17% 279	34.90% 372	24.58% 262	14.35% 153	1,066
The extent to which I experienced a sense of belonging or community.	42.79% 466	42.15% 459	11.94% 130	3.12% 34	1,089
The extent to which I believed all students experienced a sense of belonging or community.	24.29% 264	37.63% 409	26.40% 287	11.68% 127	1,087
The diversity of teachers and administrators.	25.14% 270	36.87% 396	23.56% 253	14.43% 155	1,074

Q12 Please indicate your level of agreement with each of the following statements about your school experience.

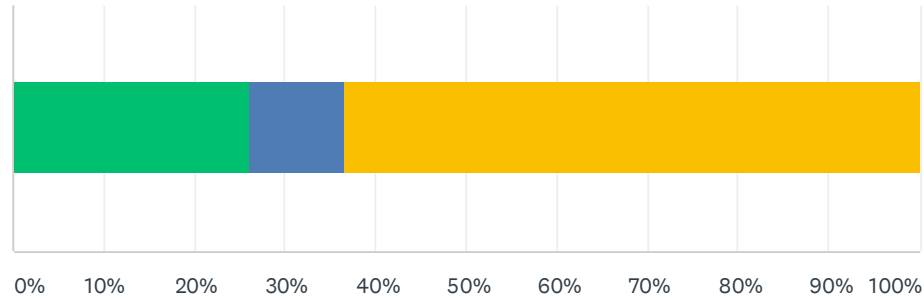
Answered: 1,085 Skipped: 76



	STRONGLY AGREE	AGREE	DISAGREE	STRONGLY DISAGREE	TOTAL
The school environment was free of tensions related to individual or group differences.	25.07% 270	38.07% 410	27.11% 292	9.75% 105	1,077
Students were comfortable talking about their backgrounds and cultural experiences with other students.	22.27% 237	38.53% 410	28.85% 307	10.34% 110	1,064
Adults in the building demonstrated a commitment to diversity and equity.	24.46% 260	42.99% 457	24.18% 257	8.37% 89	1,063
Adults in the building treated all students equitably.	27.01% 289	38.69% 414	23.74% 254	10.56% 113	1,070
Students could voice a contrary opinion without fear of negative consequences.	22.66% 242	37.92% 405	29.03% 310	10.39% 111	1,068

Q13 How do you feel your Maryville High School compared to the culture and climate in the overall community of Blount County when you were in school?

Answered: 1,083 Skipped: 78

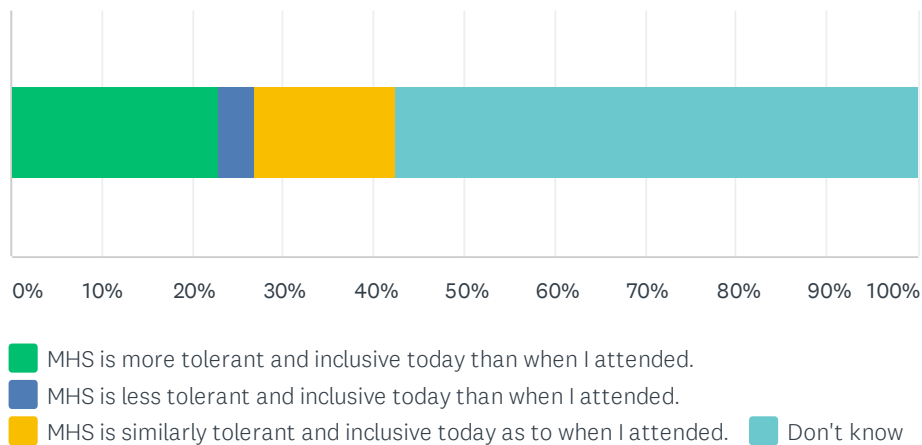


- MHS was more tolerant and inclusive than the overall community.
- MHS was less tolerant and inclusive than the overall community.
- MHS was similarly tolerant and inclusive as the overall community.

ANSWER CHOICES	RESPONSES	
MHS was more tolerant and inclusive than the overall community.	26.13%	283
MHS was less tolerant and inclusive than the overall community.	10.43%	113
MHS was similarly tolerant and inclusive as the overall community.	63.43%	687
TOTAL		1,083

Q14 How do you feel today's Maryville High School compares to the culture and climate of MHS when you attended?

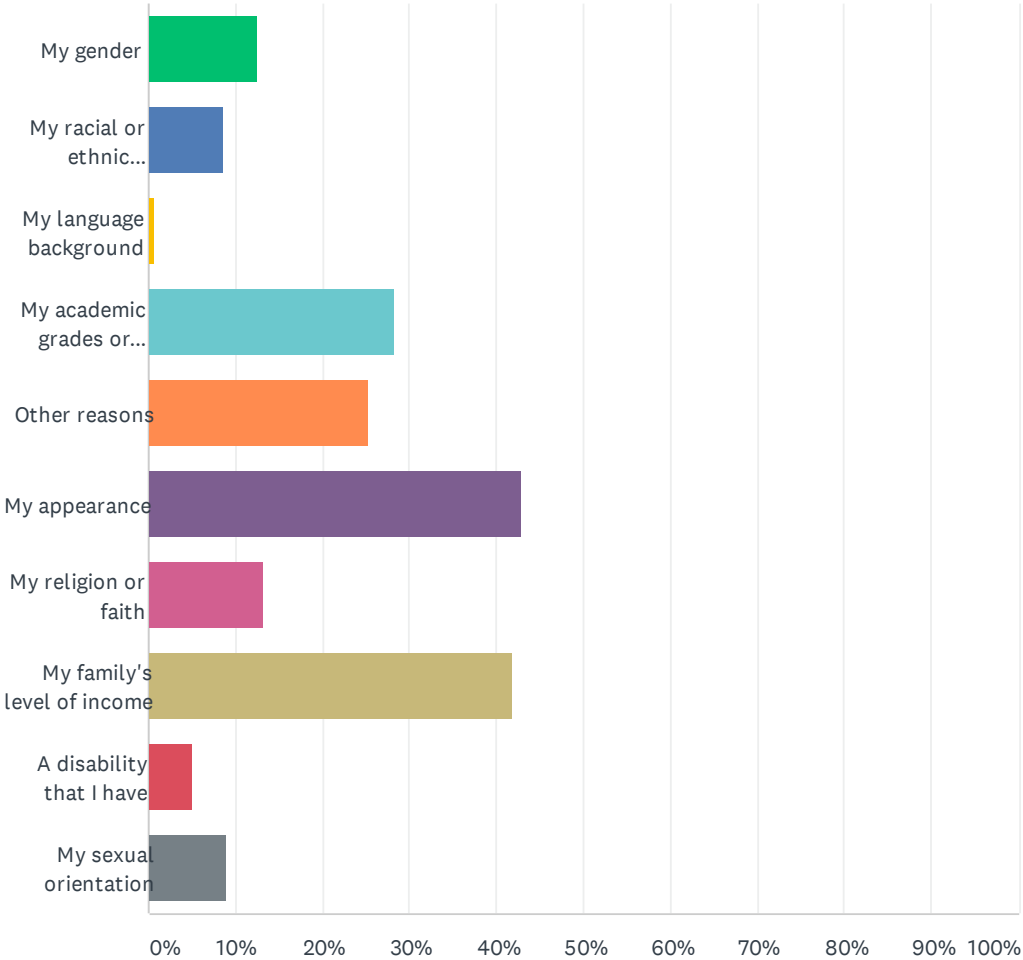
Answered: 1,088 Skipped: 73



ANSWER CHOICES	RESPONSES	
MHS is more tolerant and inclusive today than when I attended.	22.98%	250
MHS is less tolerant and inclusive today than when I attended.	3.86%	42
MHS is similarly tolerant and inclusive today as to when I attended.	15.44%	168
Don't know	57.72%	628
TOTAL		1,088

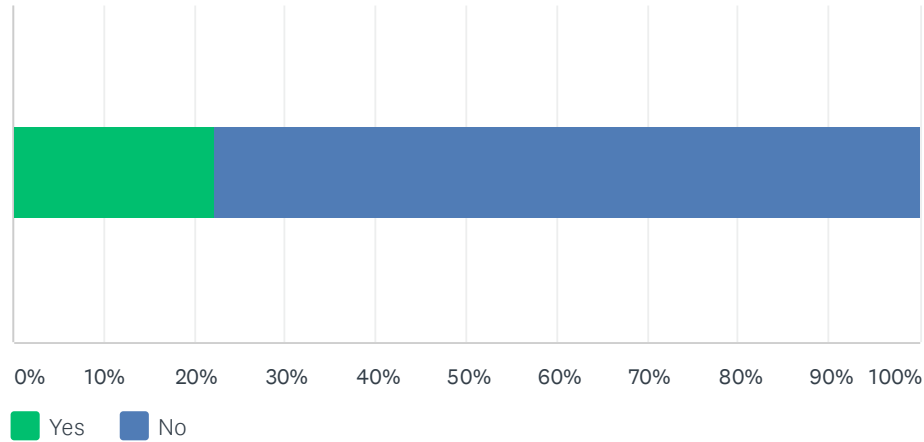
Q15 Did you ever feel unwelcome or uncomfortable at your school because of any of the following? (Please check the items that apply to you)

Answered: 454 Skipped: 707



Q16 Were there school activities, teams, or clubs that you were part of or would have liked to be a part of but felt unwelcomed or that you did not belong?

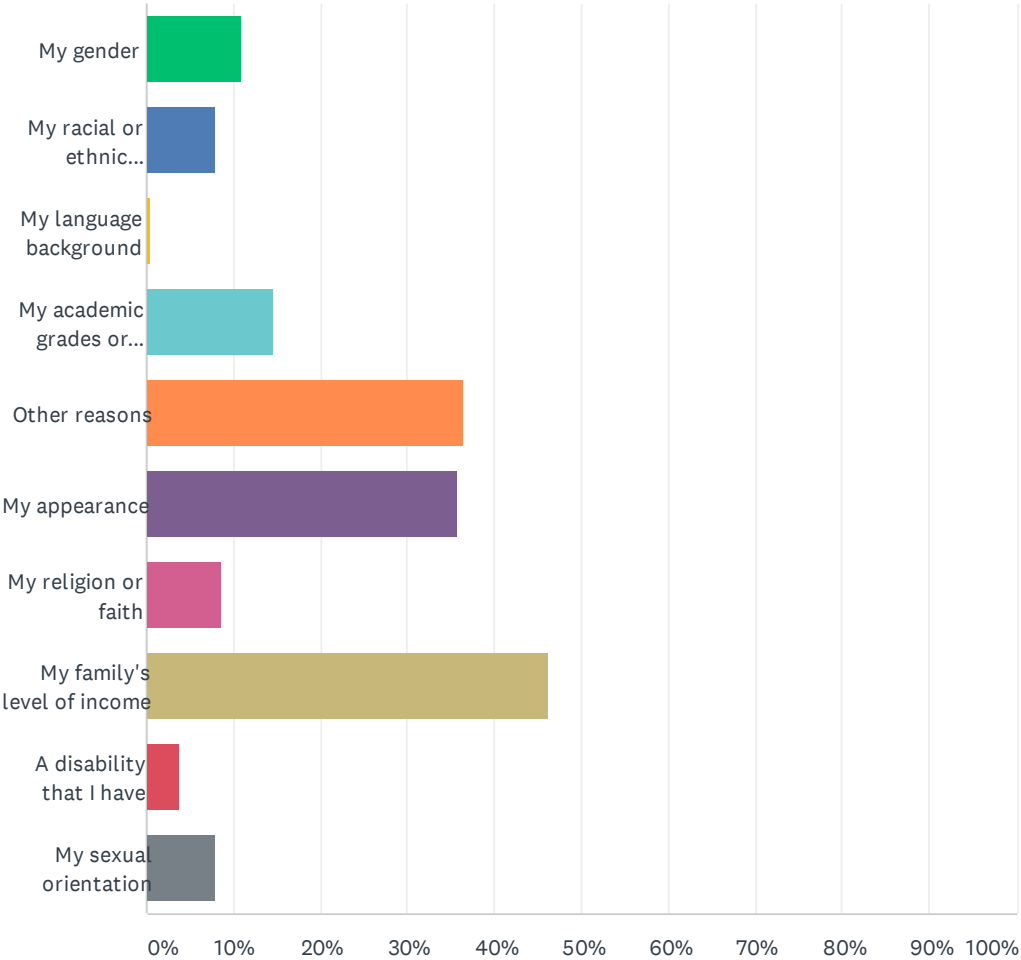
Answered: 1,068 Skipped: 93



ANSWER CHOICES	RESPONSES	
Yes	22.28%	238
No	77.72%	830
TOTAL		1,068

Q17 If you answered yes to Question 16, do you feel it is because of any of the following? (Mark all that apply)

Answered: 212 Skipped: 949

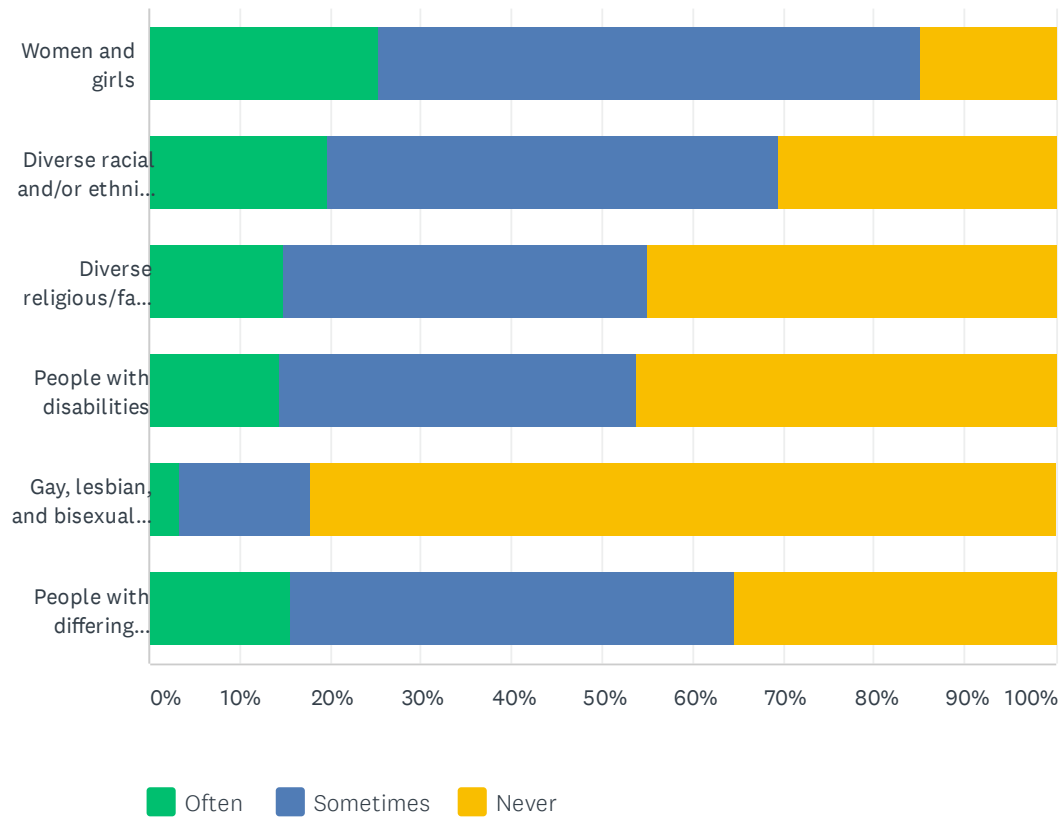


Diversity Survey - MHS Alumni

ANSWER CHOICES	RESPONSES	
My gender	10.85%	23
My racial or ethnic background	8.02%	17
My language background	0.47%	1
My academic grades or performance	14.62%	31
Other reasons	36.32%	77
My appearance	35.85%	76
My religion or faith	8.49%	18
My family's level of income	46.23%	98
A disability that I have	3.77%	8
My sexual orientation	8.02%	17
Total Respondents: 212		

Q18 AT MHS, how often did you learn about the experiences and/or achievements of:

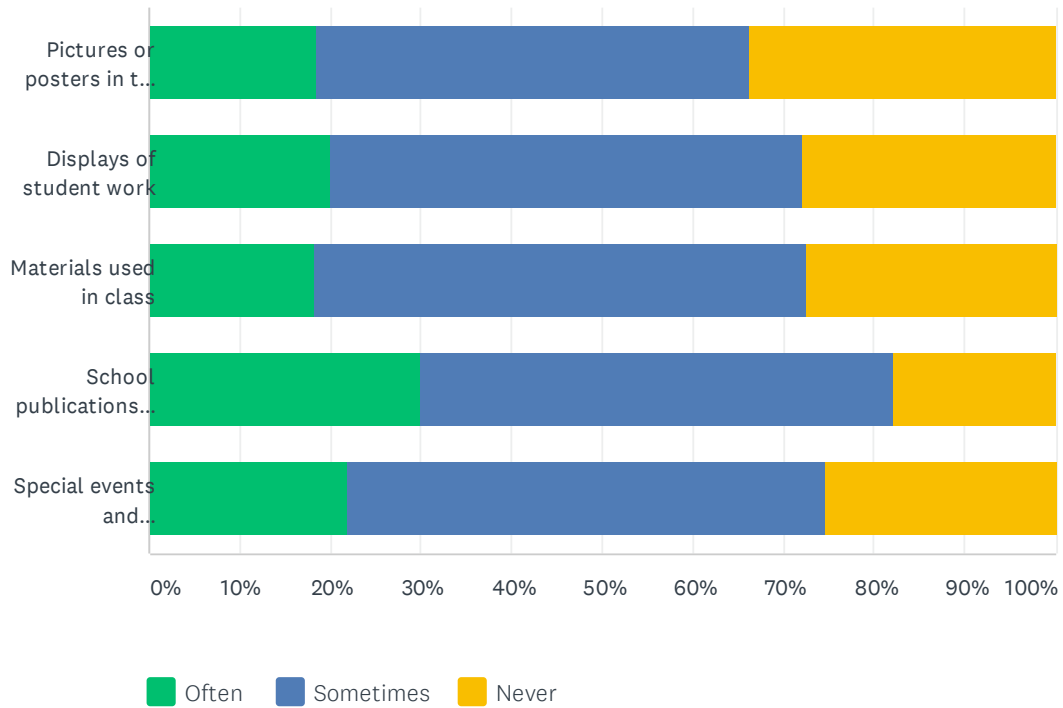
Answered: 1,070 Skipped: 91



	OFTEN	SOMETIMES	NEVER	TOTAL
Women and girls	25.28% 269	59.87% 637	14.85% 158	1,064
Diverse racial and/or ethnic groups	19.59% 208	49.91% 530	30.51% 324	1,062
Diverse religious/faith communities	14.91% 158	40.19% 426	44.91% 476	1,060
People with disabilities	14.50% 154	39.36% 418	46.14% 490	1,062
Gay, lesbian, and bisexual people	3.40% 36	14.54% 154	82.06% 869	1,059
People with differing income levels	15.68% 166	49.01% 519	35.32% 374	1,059

Q19 At MHS, members of diverse communities appeared in

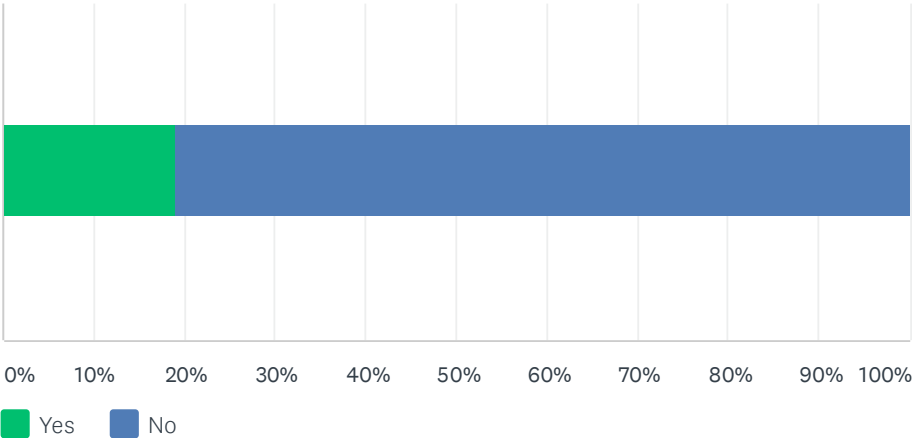
Answered: 1,040 Skipped: 121



	OFTEN	SOMETIMES	NEVER	TOTAL
Pictures or posters in the school	18.45% 188	47.79% 487	33.76% 344	1,019
Displays of student work	19.98% 204	52.11% 532	27.91% 285	1,021
Materials used in class	18.25% 186	54.17% 552	27.58% 281	1,019
School publications (e.g., yearbooks)	29.88% 309	52.22% 540	17.89% 185	1,034
Special events and celebrations	21.84% 223	52.89% 540	25.27% 258	1,021

Q20 Do you feel there were barriers that stood in the way of your learning at MHS?

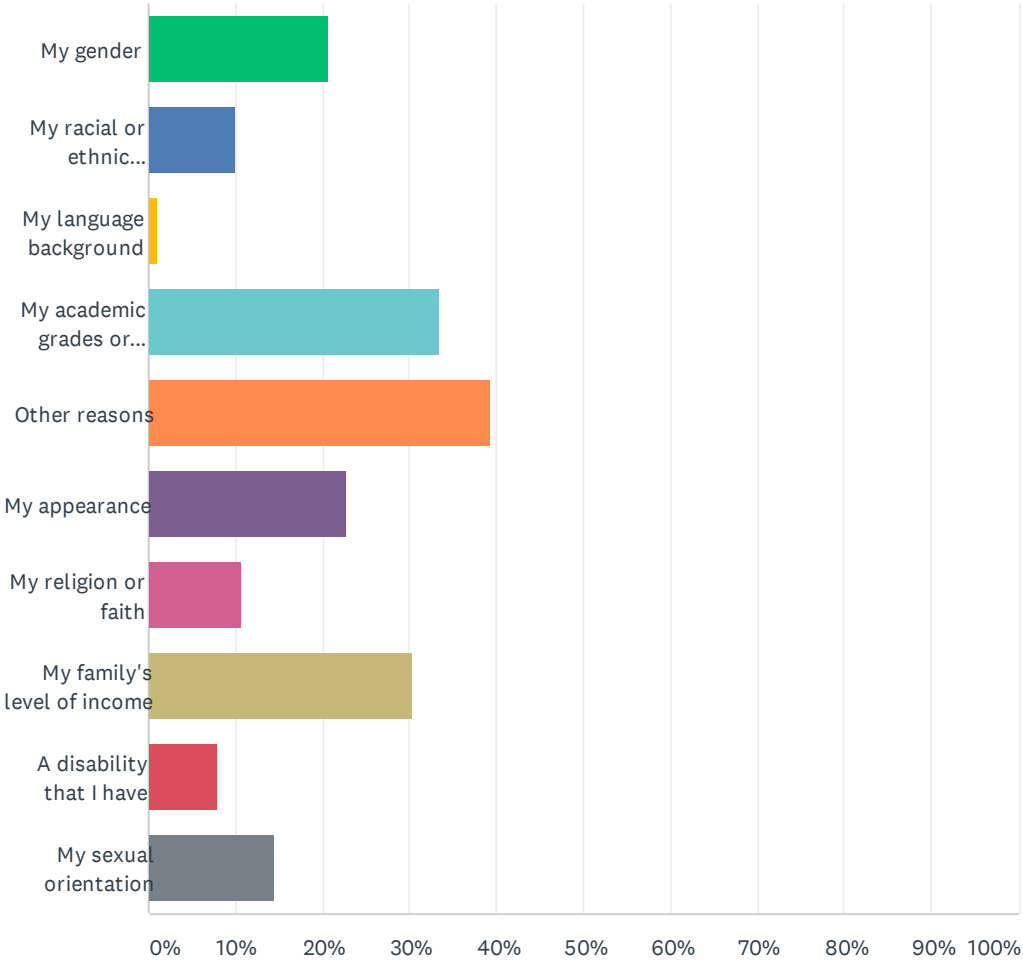
Answered: 1,062 Skipped: 99



ANSWER CHOICES	RESPONSES	
Yes	19.02%	202
No	80.98%	860
TOTAL		1,062

Q21 If you answered yes to Question 20, do you feel these barriers existed because of any of the following? (Mark all that apply)

Answered: 188 Skipped: 973

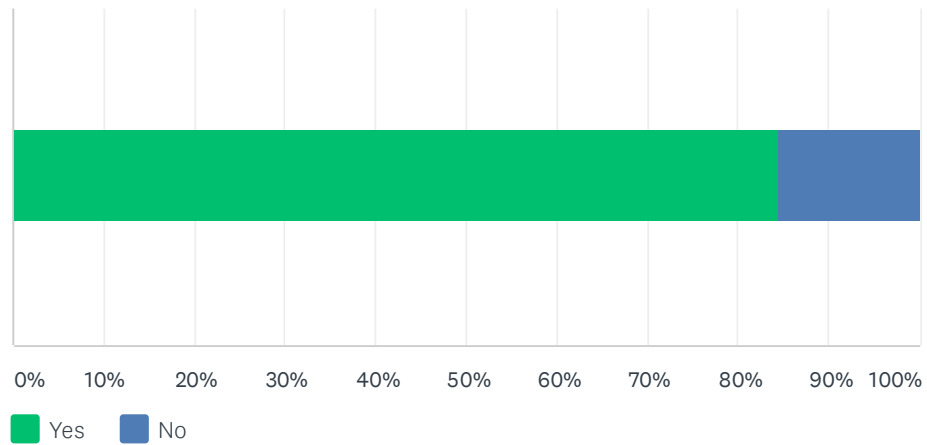


Diversity Survey - MHS Alumni

ANSWER CHOICES	RESPONSES	
My gender	20.74%	39
My racial or ethnic background	10.11%	19
My language background	1.06%	2
My academic grades or performance	33.51%	63
Other reasons	39.36%	74
My appearance	22.87%	43
My religion or faith	10.64%	20
My family's level of income	30.32%	57
A disability that I have	7.98%	15
My sexual orientation	14.36%	27
Total Respondents: 188		

Q22 Do you feel school rules were applied to you in a fair way when you attended MHS?

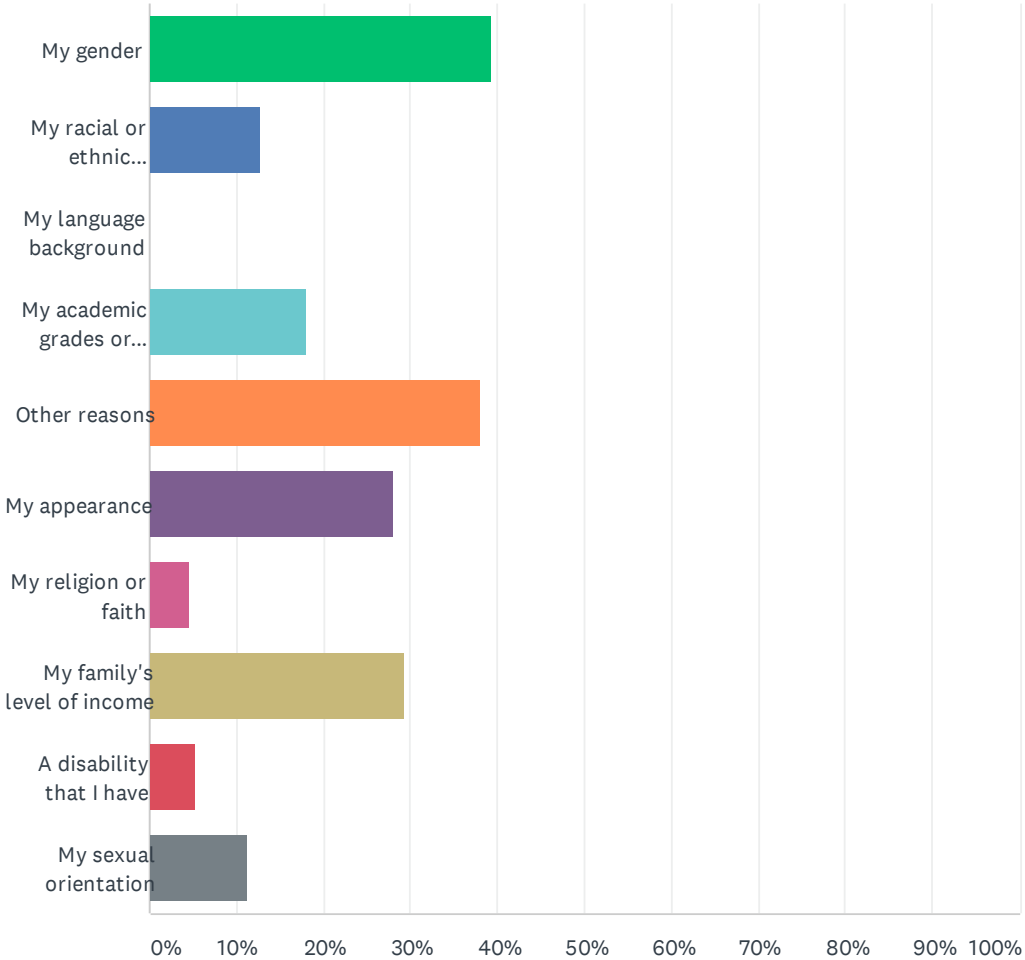
Answered: 1,060 Skipped: 101



ANSWER CHOICES	RESPONSES	
Yes	84.53%	896
No	15.47%	164
TOTAL		1,060

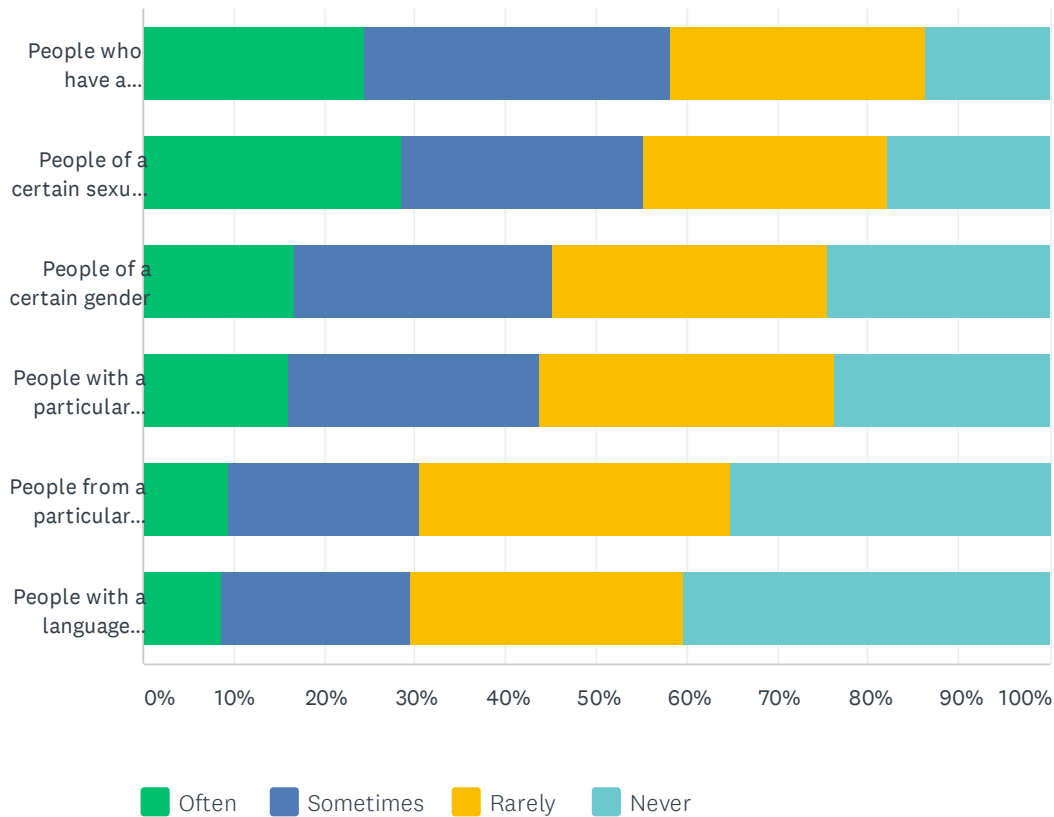
Q23 If you felt the school rules were not applied to you fairly, do you feel it was because of any of the following? (Mark all that apply)

Answered: 150 Skipped: 1,011



Q24 When you attended MHS, about how often did you hear someone make an insensitive or disparaging remark or inappropriate joke about:

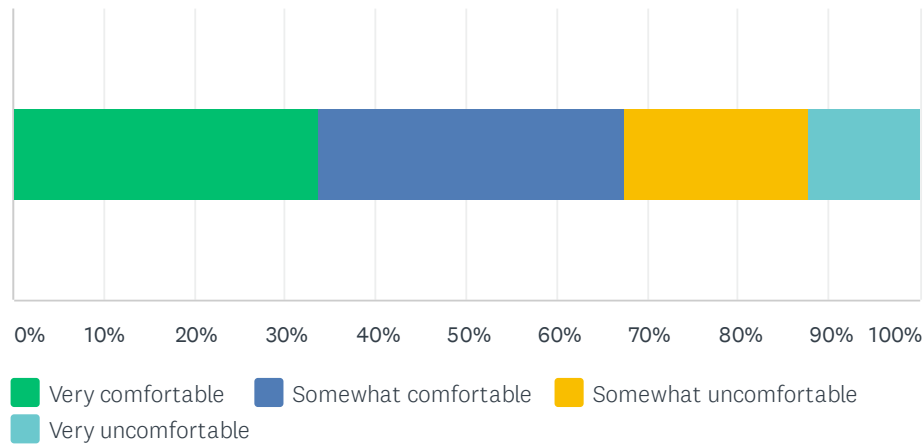
Answered: 1,052 Skipped: 109



	OFTEN	SOMETIMES	RARELY	NEVER	TOTAL
People who have a particular racial background and/or racial identity	24.45% 257	33.87% 356	28.07% 295	13.61% 143	1,051
People of a certain sexual orientation	28.53% 299	26.62% 279	27.00% 283	17.84% 187	1,048
People of a certain gender	16.65% 174	28.52% 298	30.24% 316	24.59% 257	1,045
People with a particular level of income	16.05% 168	27.79% 291	32.38% 339	23.78% 249	1,047
People from a particular religious background	9.36% 98	21.20% 222	34.38% 360	35.05% 367	1,047
People with a language background other than English	8.71% 91	20.77% 217	30.24% 316	40.29% 421	1,045

Q25 Overall, how comfortable were you in sharing your views on diversity and equity at MHS?

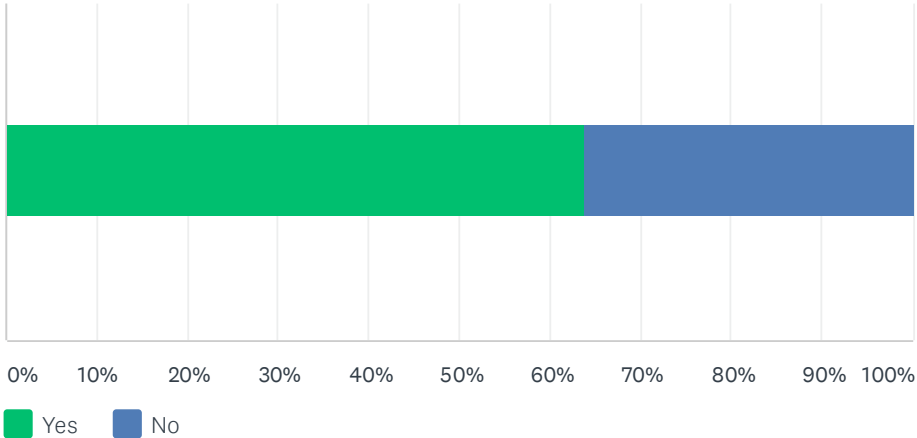
Answered: 1,017 Skipped: 144



ANSWER CHOICES	RESPONSES	
Very comfortable	33.82%	344
Somewhat comfortable	33.73%	343
Somewhat uncomfortable	20.16%	205
Very uncomfortable	12.29%	125
TOTAL		1,017

Q26 Did you have a teacher or other adult you confided in or trusted while at MHS?

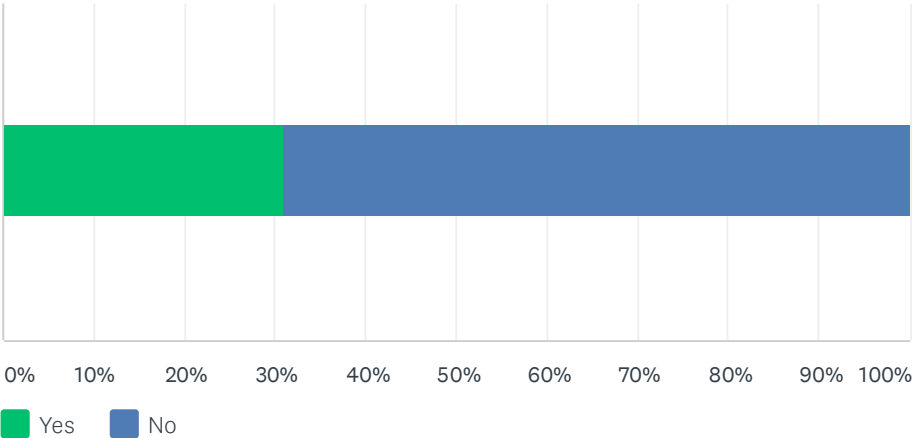
Answered: 1,051 Skipped: 110



ANSWER CHOICES	RESPONSES	
Yes	63.84%	671
No	36.16%	380
TOTAL		1,051

Q27 At MHS, were you ever been made to feel less because you were different from someone else?

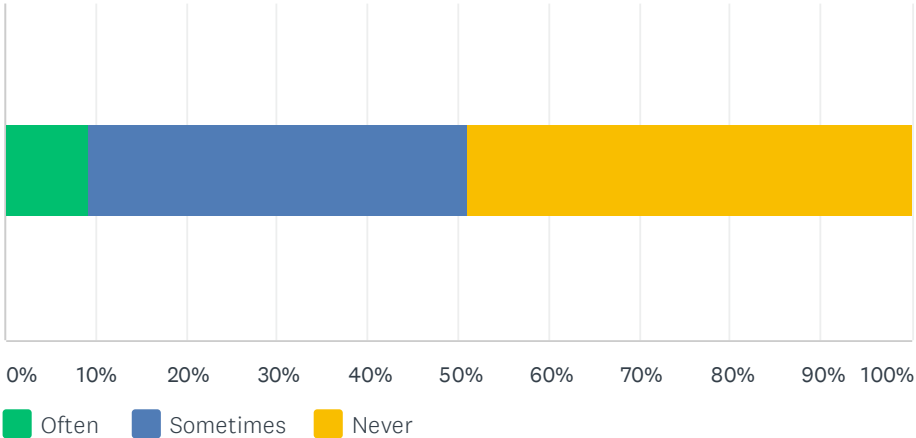
Answered: 1,048 Skipped: 113



ANSWER CHOICES	RESPONSES	
Yes	30.92%	324
No	69.08%	724
TOTAL		1,048

Q28 At MHS, how often were students encouraged to think more deeply about diversity and inclusion-related topics?

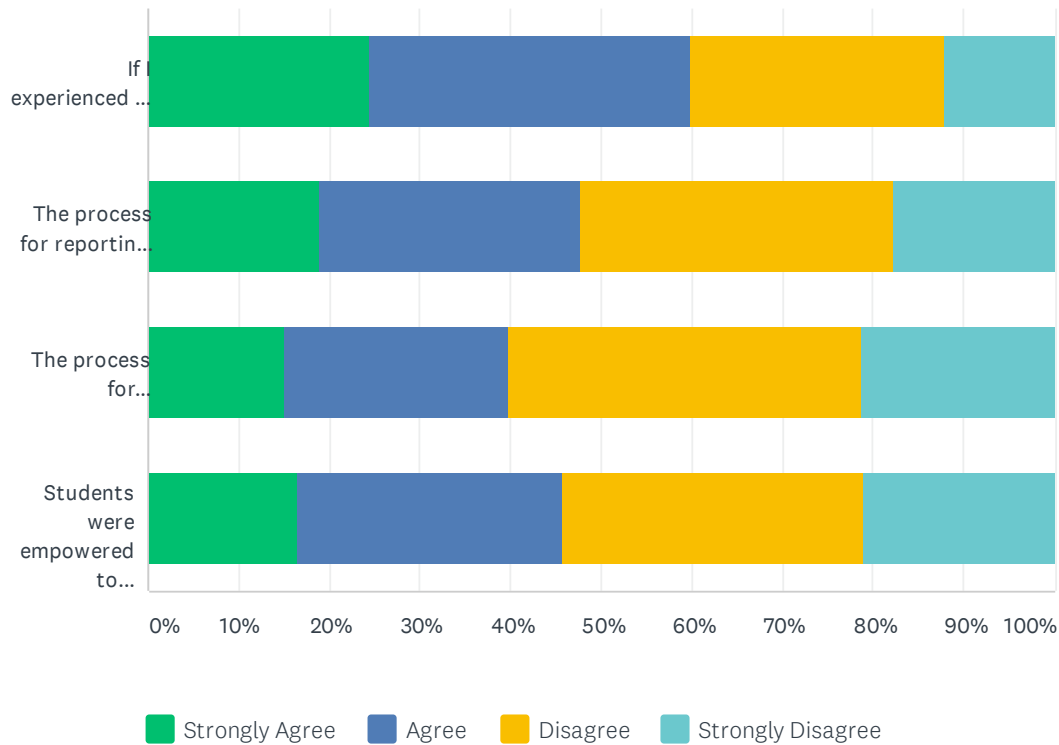
Answered: 1,045 Skipped: 116



ANSWER CHOICES	RESPONSES	
Often	9.28%	97
Sometimes	41.72%	436
Never	49.00%	512
TOTAL		1,045

Q31 Please indicate your level of agreement with each of the following statements about your school.

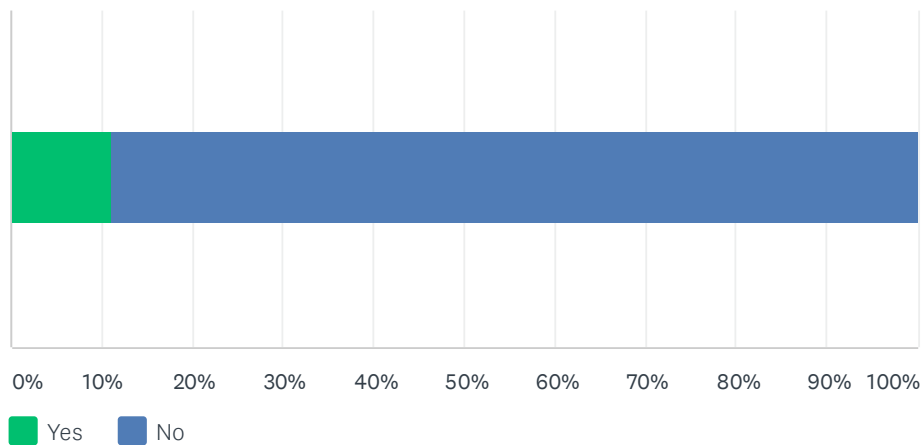
Answered: 1,016 Skipped: 145



	STRONGLY AGREE	AGREE	DISAGREE	STRONGLY DISAGREE	TOTAL
If I experienced or observed an act of discrimination or harassment while at MHS, I knew whom to contact to report the incident.	24.48% 248	35.44% 359	28.04% 284	12.04% 122	1,013
The process for reporting acts of discrimination or harassment at MHS were clear to me.	18.89% 191	28.88% 292	34.52% 349	17.71% 179	1,011
The process for investigating acts of discrimination or harassment at MHS were clear to me.	15.01% 151	24.75% 249	38.97% 392	21.27% 214	1,006
Students were empowered to either confront or report discrimination or harassment at MHS.	16.43% 165	29.28% 294	33.27% 334	21.02% 211	1,004

Q32 Did you ever discriminate against or harass another person on school campus or at a school-sponsored activity while attending MHS?

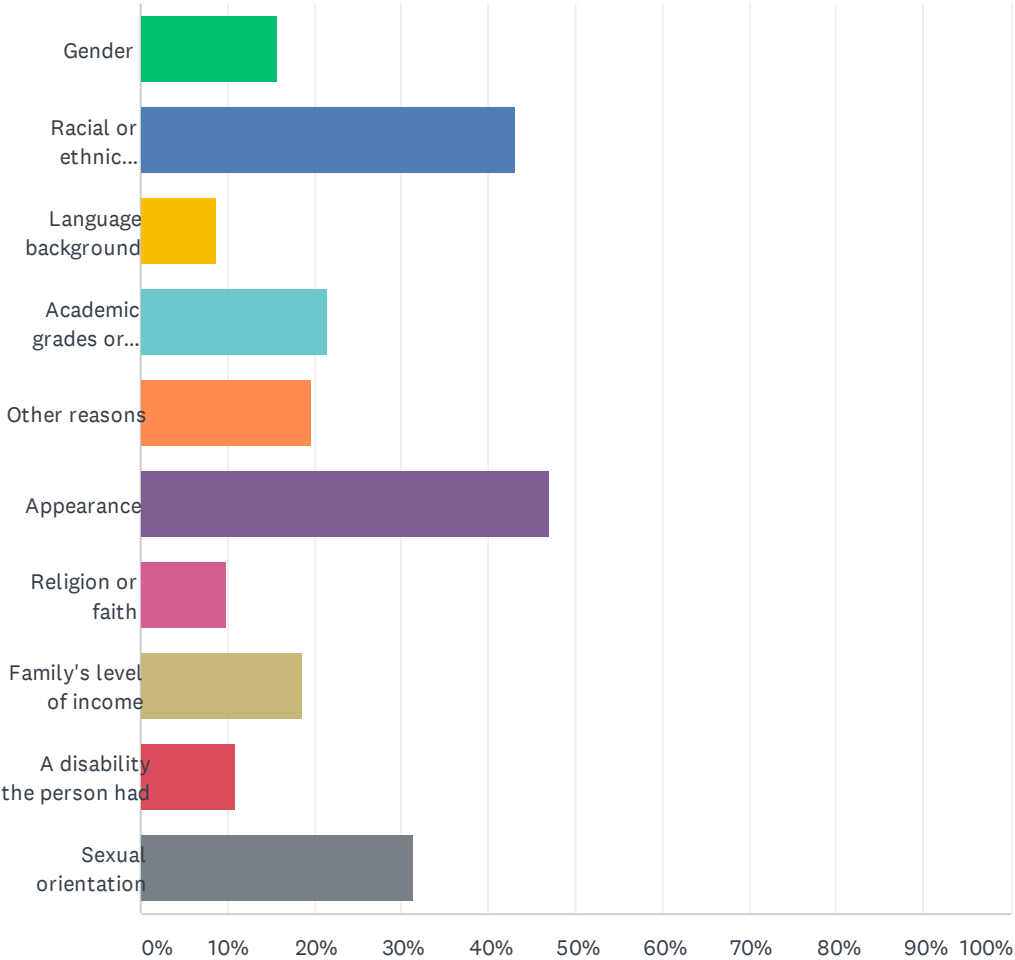
Answered: 1,034 Skipped: 127



ANSWER CHOICES	RESPONSES	
Yes	11.03%	114
No	88.97%	920
TOTAL		1,034

Q33 If you answered yes to Question 32, did you discriminate against or harass someone else because of any of the following? (Mark all that apply)

Answered: 102 Skipped: 1,059

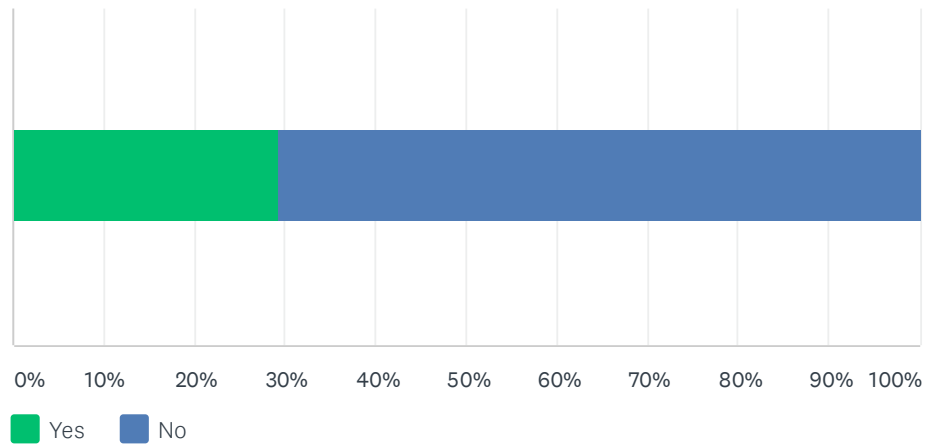


Diversity Survey - MHS Alumni

ANSWER CHOICES	RESPONSES	
Gender	15.69%	16
Racial or ethnic background	43.14%	44
Language background	8.82%	9
Academic grades or performance	21.57%	22
Other reasons	19.61%	20
Appearance	47.06%	48
Religion or faith	9.80%	10
Family's level of income	18.63%	19
A disability the person had	10.78%	11
Sexual orientation	31.37%	32
Total Respondents: 102		

Q34 Were you ever discriminated against or harassed on school campus or at a school-sponsored activity while attending MHS?

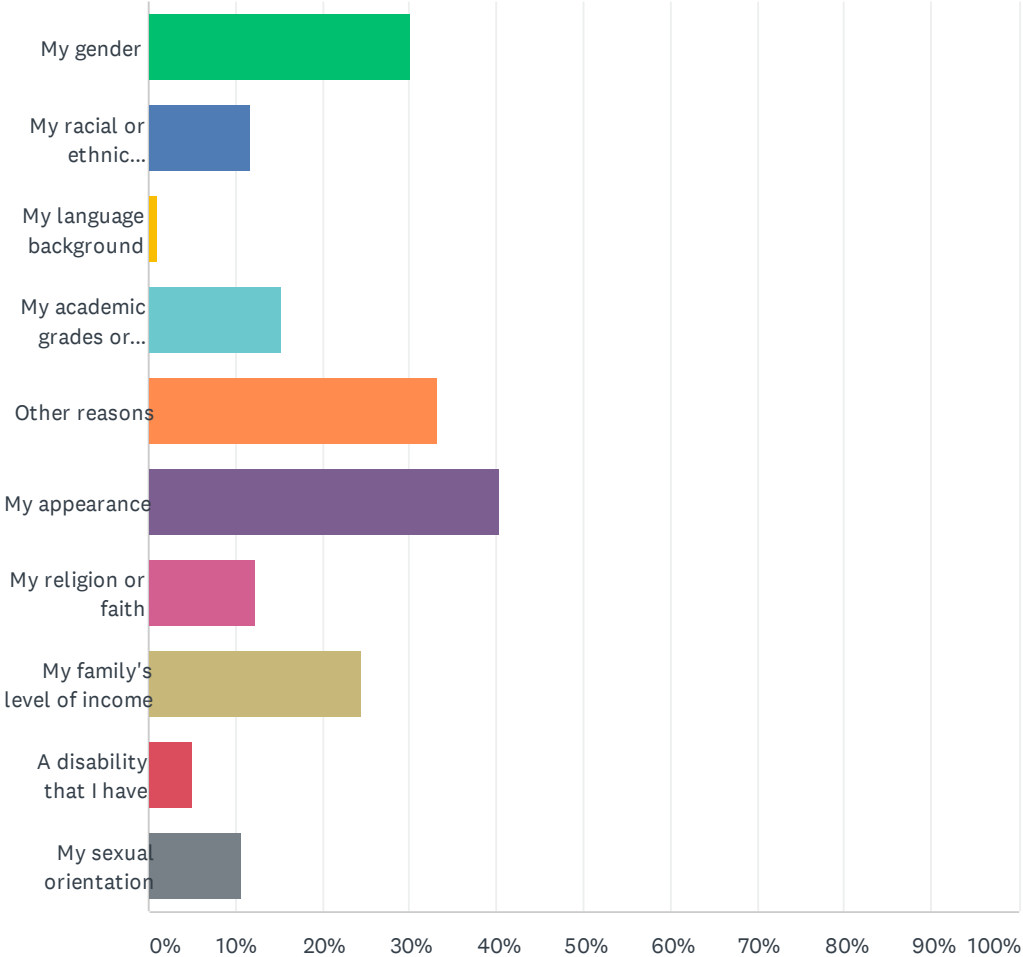
Answered: 1,032 Skipped: 129



ANSWER CHOICES	RESPONSES	
Yes	29.26%	302
No	70.74%	730
TOTAL		1,032

Q35 If you answered yes to Question 34, do you think you were discriminated against or harassed because of any of the following? (Mark all that apply)

Answered: 283 Skipped: 878

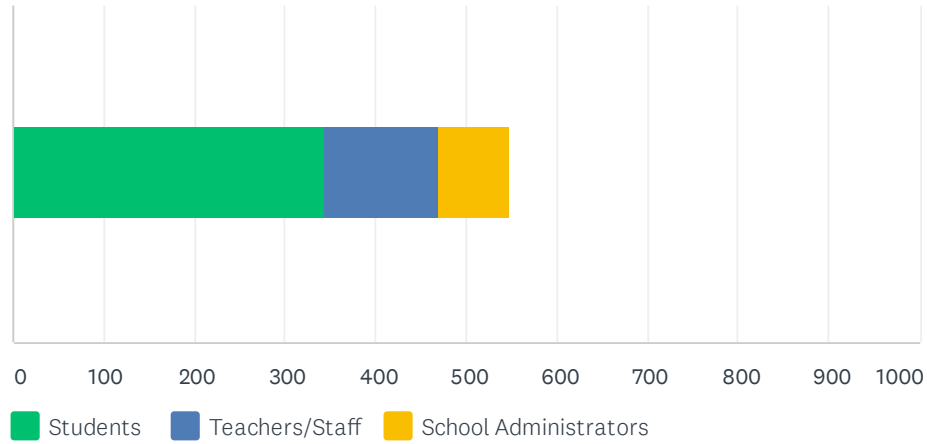


Diversity Survey - MHS Alumni

ANSWER CHOICES	RESPONSES	
My gender	30.04%	85
My racial or ethnic background	11.66%	33
My language background	1.06%	3
My academic grades or performance	15.19%	43
Other reasons	33.22%	94
My appearance	40.28%	114
My religion or faith	12.37%	35
My family's level of income	24.38%	69
A disability that I have	4.95%	14
My sexual orientation	10.60%	30
Total Respondents: 283		

Q36 Was the source of discrimination/harassment a member of the following groups? (check all that apply)

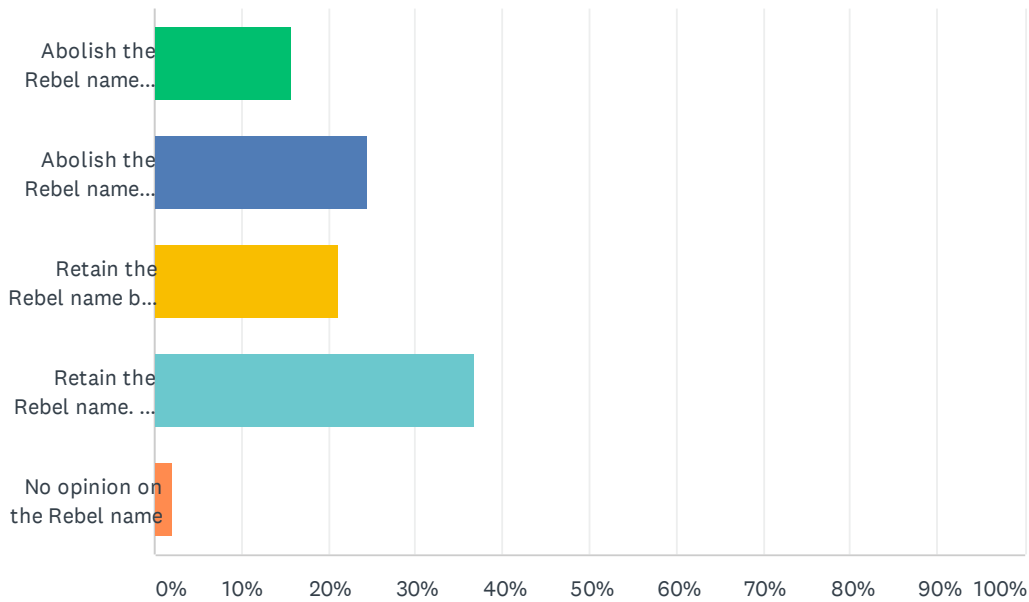
Answered: 373 Skipped: 788



ANSWER CHOICES	RESPONSES	
Students	92.23%	344
Teachers/Staff	33.78%	126
School Administrators	20.91%	78
Total Respondents: 373		

Q38 Which of the following statements most closely aligns with your stance regarding the Rebel nickname?

Answered: 1,001 Skipped: 160



ANSWER CHOICES	RESPONSES
Abolish the Rebel name because it is considered by some to be offensive and racist. The original intent of the nickname and the historical actions that occurred at MHS are irrelevant.	15.68% 157
Abolish the Rebel name because of the historical connection of linking the name to Confederate symbols and imagery at MHS. The original intent is overshadowed by historical actions.	24.38% 244
Retain the Rebel name but take action steps to raise awareness of the historical perspective of the name and condemn racial intolerance. Strengthen the previous actions of 2000 and 2005 to take increased formal action to prohibit any person from wearing or bringing in any depictions of Confederate symbols and imagery on school property and during school events.	21.08% 211
Retain the Rebel name. The original intent was not racist. The connection to Confederate symbols and imagery is in the past. This does not reflect present actions and mindsets.	36.86% 369
No opinion on the Rebel name	2.00% 20
TOTAL	1,001