

# Valley Robotics Academy

## School Accountability Report Card Reported Using Data from the 2019–2020 School Year California Department of Education

By February 1 of each year, every school in California is required by state law to publish a School Accountability Report Card (SARC). The SARC contains information about the condition and performance of each California public school. Under the Local Control Funding Formula (LCFF) all local educational agencies (LEAs) are required to prepare a Local Control and Accountability Plan (LCAP), which describes how they intend to meet annual school-specific goals for all pupils, with specific activities to address state and local priorities. Additionally, data reported in an LCAP is to be consistent with data reported in the SARC.

- For more information about SARC requirements, see the California Department of Education (CDE) SARC web page at <https://www.cde.ca.gov/ta/ac/sa/>.
- For more information about the LCFF or LCAP, see the CDE LCFF web page at <https://www.cde.ca.gov/fg/aa/lc/>.
- For additional information about the school, parents/guardians and community members should contact the school principal or the district office.

### DataQuest

DataQuest is an online data tool located on the CDE DataQuest web page at <https://dq.cde.ca.gov/dataquest/> that contains additional information about this school and comparisons of the school to the district and the county. Specifically, DataQuest is a dynamic system that provides reports for accountability (e.g., test data, enrollment, high school graduates, dropouts, course enrollments, staffing, and data regarding English learners).

### California School Dashboard

The California School Dashboard (Dashboard) <https://www.caschooldashboard.org/> reflects California's new accountability and continuous improvement system and provides information about how LEAs and schools are meeting the needs of California's diverse student population. The Dashboard contains reports that display the performance of LEAs, schools, and student groups on a set of state and local measures to assist in identifying strengths, challenges, and areas in need of improvement.



### Stacy Kahn, Principal

Principal, Valley Robotics Academy

#### About Our School

Valley Robotics Academy (VRA) is a joint collaboration between Lodi Unified School District and San Joaquin Delta College to bring new and innovative Career Technical Education (CTE) and Science, Technology, Engineering and Math (STEM) offerings to the Central Valley.

#### Contact

Valley Robotics Academy  
13451 North Extension Rd.  
Lodi, CA 95242-9249

Phone: 209-331-8008  
Email: [valleyrobotics@bdusd.net](mailto:valleyrobotics@bdusd.net)

## About This School

### Contact Information (School Year 2020-21)

District Contact Information (School Year 2020-21)	
<b>District Name</b>	Lodi Unified
<b>Phone Number</b>	(209) 331-7000
<b>Superintendent</b>	Cathy Washer
<b>Email Address</b>	<a href="mailto:cwasher@lodiUSD.net">cwasher@lodiUSD.net</a>
<b>Website</b>	<a href="http://www.lodiUSD.net">www.lodiUSD.net</a>

School Contact Information (School Year 2020-21)	
<b>School Name</b>	Valley Robotics Academy
<b>Street</b>	13451 North Extension Rd.
<b>City, State, Zip</b>	Lodi, Ca, 95242-9249
<b>Phone Number</b>	209-331-8008
<b>Principal</b>	Stacy Kahn, Principal
<b>Email Address</b>	<a href="mailto:valleyrobotics@lodiUSD.net">valleyrobotics@lodiUSD.net</a>
<b>Website</b>	<a href="http://www.lodiUSD.net">www.lodiUSD.net</a>
<b>County-District-School (CDS) Code</b>	39685850139261

*Last updated: 1/6/2021*

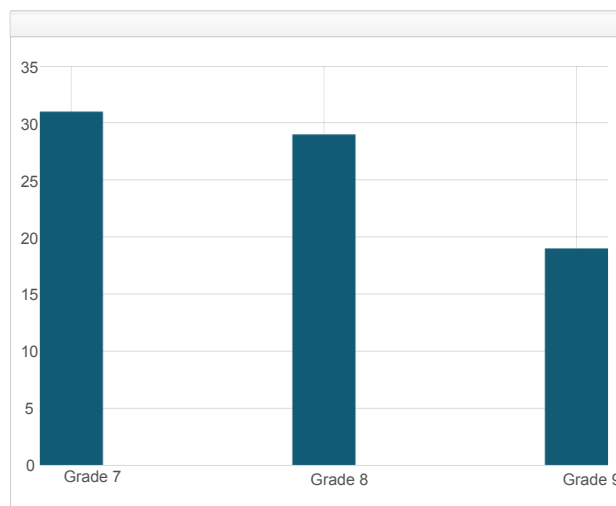
### School Description and Mission Statement (School Year 2020-21)

Valley Robotics is committed to providing a flexible learning environment that allows students to meet the challenges they face academically, physically, and socially. Our school and families work collaboratively together to provide a safe and supportive learning environment. Together we are committed to high expectations, high standards and developing productive citizens that work to their fullest potential to make a positive difference in their community and the world. Valley Robotics Academy was established to meet the needs of the families who choose to educate their children in an alternative environment. The district realizes that a "traditional" classroom setting is not the optimal setting for some students.

*Last updated: 1/21/2021*

## Student Enrollment by Grade Level (School Year 2019–2020)

Grade Level	Number of Students
Grade 9	31
Grade 10	29
Grade 11	19
Total Enrollment	79



Last updated: 1/27/2021

## Student Enrollment by Student Group (School Year 2019–2020)

Student Group	Percent of Total Enrollment
Black or African American	10.10 %
American Indian or Alaska Native	1.30 %
Asian	21.50 %
Flipino	2.50 %
Hispanic or Latino	35.40 %
Native Hawaiian or Pacific Islander	3.80 %
White	19.00 %
Two or More Races	3.80 %
Student Group (Other)	Percent of Total Enrollment
Socioeconomically Disadvantaged	58.20 %
English Learners	5.10 %
Students with Disabilities	8.90 %
Foster Youth	%
Homeless	%

## A. Conditions of Learning

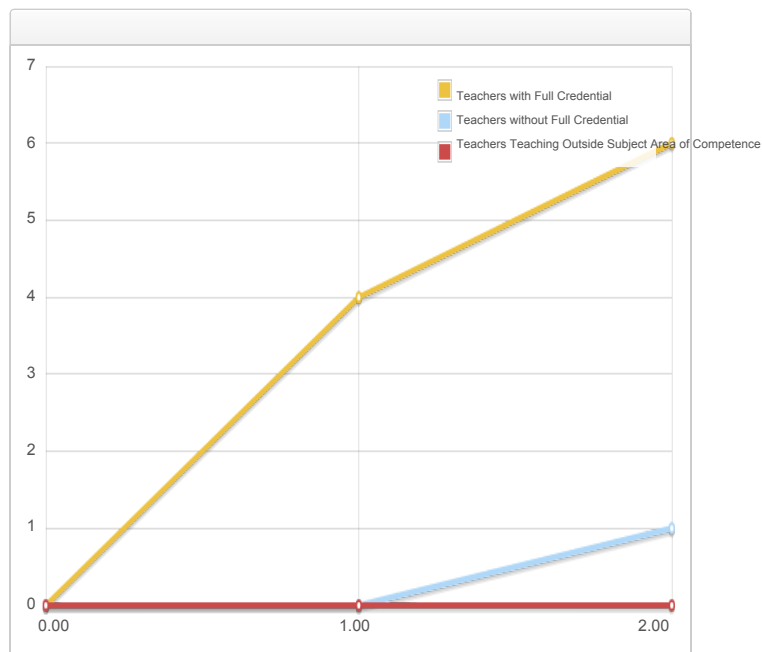
### State Priority: Basic

The SARC provides the following information relevant to the State priority: Basic (Priority 1):

- Degree to which teachers are appropriately assigned and fully credentialed in the subject area and for the pupils they are teaching;
- Pupils have access to standards-aligned instructional materials; and
- School facilities are maintained in good repair

#### Teacher Credentials

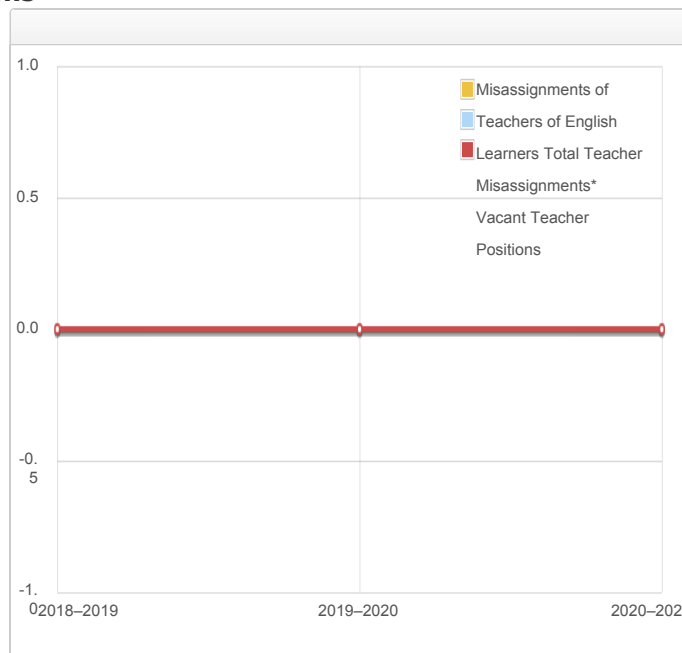
Teachers	School 2018–2019	School 2019–2020	School 2020–2021	District 2020–2021
With Full Credential	0	4	6	1274
Without Full Credential	0	0	1	72
Teachers Teaching Outside Subject Area of Competence (with full credential)	0	0	0	11



Last updated: 1/5/2021

#### Teacher Misassignments and Vacant Teacher Positions

Indicator	2018–2019	2019–2020	2020–2021
Misassignments of Teachers of English Learners	0	0	0
Total Teacher Misassignments*	0	0	0
Vacant Teacher Positions	0	0	0



Note: "Misassignments" refers to the number of positions filled by teachers who lack legal authorization to teach that grade level, subject area, student group, etc.  
 \* Total Teacher Misassignments includes the number of Misassignments of Teachers of English Learners.

Last updated: 1/5/2021

## Quality, Currency, Availability of Textbooks and Other Instructional Materials (School Year 2019—20)

Year and month in which the data were collected: July 2020

Subject	Textbooks and Other Instructional Materials/year of Adoption	From Most Recent Adoption?	Percent Students Lacking Own Assigned Copy
Reading/Language Arts	<p>(Grade K-6 Base Core/EL Support) <b>CA Journeys</b>, Houghton Mifflin Harcourt, c.2017; Adoption Year: 2016 From most recent adoption: Yes</p> <p>(Grade 4-6 Intervention) <b>Scholastic Read 180-Stage A</b>, Scholastic, c.2012; Adoption Year: 2014 From most recent adoption: No, Local Board Approval on 7/22/2014</p> <p>(Grade 4-6 Intensive) <b>Scholastic System 44 Next Gen</b>, Scholastic, c.2014 Adoption Year: 2014 From most recent adoption: No, Local Board Approval on 7/22/2014</p> <p>(Grade K-6 ELD Support) <b>Rosetta Stone</b> Adoption Year: 2011 From most recent adoption: No, Local Board Approval of Supplemental Non-Core on 6/7/2011</p> <p>(Grade 7-8 Base Core/EL Support) <b>StudySync</b>, McGraw Hill c. 2017 Adoption Year: 2016; From most recent adoption: Yes</p> <p>(Grade 7-8 Intervention) <b>Scholastic Read 180-Stage B</b>, Scholastic, c.2012 Adoption Year: 2011; From most recent adoption: No, Local Board Approval of Supplemental Non-Core on 6/7/2011</p> <p>(Grade 7-8 Intensive Intervention/EL Support) <b>Scholastic System 44 Next Gen</b>, Scholastic, c.2014 Adoption Year: 2011 From most recent adoption: No, Local Board Approval of Supplemental Non-Core on 6/7/2011</p> <p>(Grade 9 Base Core/EL Support) <b>StudySync</b>, McGraw Hill, c. 2017 Adoption Year: 2016 From most recent adoption: No, Local Board Approval on 4/19/2016</p> <p>(Grade 9-12 Intensive Intervention) <b>Scholastic Read 180: Next Generation</b>, Scholastic, c.2012 Adoption Year: 2011 From most recent adoption: No, Local Board Approval of Supplemental Non-Core on 4/17/2011</p> <p>(Grade 9-12 Intensive Intervention) <b>Scholastic System 44 Next Gen</b>, Scholastic, c.2014 Adoption Year: 2014 From most recent adoption: No, Local Board Approval on 7/22/2014</p> <p>(Grade 10 Base Core/EL Support) <b>StudySync</b>, McGraw Hill, c. 2017 Adoption Year: 2016 From most recent adoption: No, Local Board Approval on 4/19/2016</p> <p>(Grade 11 Base Core) <b>StudySync</b>, McGraw Hill, c. 2017 Adoption Year: 2016 From most recent adoption: No, Local Board Approval on 4/19/2016</p> <p>(Grade 11 AP Language) <b>The Language of Composition: Reading, Writing, Rhetoric</b>, Bedford, c.2013 Adoption Year: 2016 From most recent adoption: No, Local Board Approval on 1/12/2016</p> <p>(Grade 11-12 Creative Writing) <b>Bedford Introduction to Literature</b>, Bedford/St. Martin's Press, c. 2005 Adoption Year: 2007 From most recent adoption: No, Local Board Approval on 4/17/2007</p> <p>(Grade 12 Base Core/EL Support) <b>StudySync</b>, McGraw Hill, c. 2017 Adoption Year: 2016 From most recent adoption: No, Local Board Approval on 4/19/2016</p> <p>(Grade 12 - AP Language) <b>Bedford Introduction to Literature</b>, Bedford/St. Martin's Press, c. 2005 Adoption Year: 2007 From most recent adoption: No, Local Board Approval on 4/17/2007</p>		0.00 %
Mathematics	<p>(Grade K-5 Base Core) <b>Math Expressions</b>, Houghton Mifflin Harcourt, c.2015 Adoption Year: 2014; From most recent adoption: Yes</p>		0.00 %

(Grade 6 Base Core) **CMP3 Math Grade 6**, Pearson, c.2014  
Adoption Year: 2014  
From most recent adoption: No, Local Board Approval on 4/15/2014

(Grade 7 Base Core/Intervention) **CMP 3 Math Grade 7**, Pearson, c.2014  
Adoption Year: 2014  
From most recent adoption: No, Local Board Approval on 4/15/2014

(Grade 8 Base Core/Intervention) **CMP 3 Math Grade 8**, Pearson, c.2014  
Adoption Year: 2014  
From most recent adoption: No, Local Board Approval on 4/15/2014

(Grade 7-8 SDC) **Math 180**, Scholastic, c.2014  
Adoption Year: 2014  
From most recent adoption: No, Local Board Approval on 7/22/2014

(Grade 9-12 SDC) **Math 180**, Scholastic, c.2014  
Adoption Year: 2014  
From most recent adoption: No, Local Board Approval on 7/22/2014

(Grade 9 Intervention) **Core Connections Course 3**, CPM, c.2014  
Adoption Year: 2014  
From most recent adoption: No, Local Board Approval on 7/22/2014

(Grade 9-12 Base Core) **Core Connections: Integrated Course 1**, CPM, c.2014  
Adoption Year: 2014  
From most recent adoption: No, Local Board Approval on 4/15/2014

(Grade 10-12) **Stats in Your World**, Pearson, c.2016  
Adoption Year: 2017  
From most recent adoption: No, Local Board Approval on 6/6/2017

(Grade 10-12 Base Core) **Core Connections: Integrated Course 2**, CPM, c.2014  
Adoption Year: 2014  
From most recent adoption: No, Local Board Approval on 4/15/2014

(Grade 10-12 Base Core) **Core Connections: Integrated Course 3**, CPM, c.2014  
Adoption Year: 2014  
From most recent adoption: No, Local Board Approval on 4/15/2014

(Grade 11-12 AP) **AP The Practice of Statistics**, Bedford, Freeman & Worth Co., c.2015  
Adoption Year: 2014  
From most recent adoption: No, Local Board Approval on 5/6/2014

(Grade 12) **Precalculus**, CPM, c.2018  
Adoption Year: 2018  
From most recent adoption: No, Local Board Approval on 5/15/18

(Grade 12 AP) **Calculus for AP**, Cengage 2017  
Adoption Year: 2017  
From most recent adoption: No, Local Board Approval on 6/6/2017

(Grade 11-12) **Math for Financial Literacy**, Goodheart & Wilcox, 2013  
Adoption Year: 2018  
From most recent adoption: No, Local Board Approval on 5/15/18

(Grade 11-12) **Personal Financial Literacy**, Pearson, 2014  
Adoption Year: 2016  
From most recent adoption: No, Local Board Approval on 4/5/16

## Science

0.00 %

(Grade K-5 Base Core) **Amplify Science (K-8)**, Amplify Education Inc., c.2018 Adoption Year: 2019;  
From most recent adoption: Yes

(Grade 6 Base Core) **Amplify Science (K-8)**, Amplify Education Inc., c.2018 Adoption Year:  
2018; From most recent adoption: Yes

(Grade 7 Base Core) **Amplify Science (K-8)**, Amplify Education Inc., c.2018  
Adoption Year: 2019;  
From most recent adoption: Yes

(Grade 8 Base Core) **Amplify Science (K-8)**, Amplify Education Inc., c.2018  
Adoption Year: 2019;  
From most recent adoption: Yes

(Grade 9) **Inspire Earth Science**, McGraw Hill, c.2020  
Adoption Year: 2020  
From most recent adoption: No, Local Board Approval on 4/7/2020

(Grade 9-12) **Physics of the Universe**, Discovery Ed., c.2019  
Adoption Year: 2020  
From most recent adoption: No, Local Board Approval on 7/7/2020

(Grade 9-12) **Inquiry Into Life**, McGraw Hill., c.2020  
Adoption Year: 2020  
From most recent adoption: No, Local Board Approval on 4/7/2020

(Grade 9-12) **CA Inspire Chemistry**, McGraw Hill., c.2020  
Adoption Year: 2020  
From most recent adoption: No, Local Board Approval on 4/7/2020

(Grade 10-12) **CA Inspire Biology**, McGraw Hill, c.2020  
Adoption Year: 2020  
From most recent adoption: No, Local Board Approval on 4/7/2020

(Grade 11-12 AP) **Biology in Focus**, Pearson, c.2017  
Adoption Year: 2016  
From most recent adoption: No, Local Board Approval on 5/17/2016

(Grade 11-12) **CA Inspire Chemistry**, McGraw Hill, c. 2020  
Adoption Year: 2020  
From most recent adoption: No, Local Board Approval on 4/7/2020

(Grade 11-12 AP) **Chemistry & Chemical Reactivity**, Cengage Learning, c.2015  
Adoption Year: 2016  
From most recent adoption: No, Local Board Approval on 5/17/2016

(Grade 11-12) **Holt Environmental Science**, Holt, Rinehart & Winston, c.2008  
Adoption Year: 2008  
From most recent adoption: No, Local Board Approval on 5/6/2008

(Grade 11-12 AP) **Living in the Environment**, 18th ed., Cengage, c.2015  
Adoption Year: 2016  
From most recent adoption: No, Local Board Approval on 5/17/2016

(Grade 11-12) **CA Inspire Physics**, McGraw Hill, c.2020  
Adoption Year: 2020  
From most recent adoption: No, Local Board Approval on 4/7/2020

(Grade 11-12) **Hole's Anatomy & Physiology**, MacMillan/McGraw, c.2019  
Adoption Year: 2018  
From most recent adoption: No, Local Board Approval on 5/1/2018

(Grade 11-12) **Astronomy: Journey to the Cosmic Frontier**, McGraw Hill, c.2008  
Adoption Year: 2008  
From most recent adoption: No, Local Board Approval on 5/6/2008

(Grade 11-12) **Life on an Ocean Planet**, Current Publishing, c.2006  
Adoption Year: 2008  
From most recent adoption: No, Local Board Approval on 5/6/2008

(Grade 12 AP) **College Physics**, 10th Ed., Cengage Learning, c.2015  
Adoption Year: 2016  
From most recent adoption: No, Local Board Approval on 5/17/2016

## History-Social Science

0.00 %

(Grade K-2 Base Core) **CA Studies Weekly Program**, Studies Weekly, c.2018  
Adoption Year: 2018; From most recent adoption: Yes

(Grade 3-5 Base Core) **CA Social Studies IMPACT**, McGraw Hill, c.2018  
Adoption Year: 2018; From most recent adoption: Yes

(Grade 6 Base Core) **NatGeo World History: Ancient Civilizations**, NatGeo/Cengage, c.2018  
Adoption Year: 2018; From most recent adoption: Yes

(Grade 7 Base Core) **Nat Geo World History: Medieval and Early Modern Times**, NatGeo/Cengage, c.2018  
Adoption Year: 2018;  
From most recent adoption: Yes

(Grade 8 Base Core) **US History American Stories: Beginnings to WWI**, NatGeo/Cengage, c.2018  
Adoption Year: 2018; From most recent adoption: Yes

(Grade 9) **World Geography: My World Interactive**, Pearson/Prentice Hall, c. 2019  
Adoption Year: 2018  
From most recent adoption: No, Local Board Approval on 5/1/2018

(Grade 9-12 AP) **The Cultural Landscape: An Introduction to Human Geography**, Pearson/Prentice Hall, c.2008  
Adoption Year: 2008  
From most recent adoption: No, Local Board Approval on 4/15/2008

(Grade 9-12 AP) **World Civilizations: The Global Experience**, Pearson, c.2017  
Adoption Year: 2018  
From most recent adoption: No, Local Board Approval on 3/27/2018

(Grade 9-12 AP) **Art Through the Ages: A Global History**, Cengage Learning, c. 2016  
Adoption Year: 2015  
From most recent adoption: No, Local Board Approval on 5/19/2015

(Grade 10) **World History: A Modern World**, Pearson/Prentice Hall, c.2018

Adoption Year: 2018

From most recent adoption: No, Local Board Approval on 5/1/2018

(Grade 10-12 AP) **Western Civilization Since 1300**, Cengage Learning, c.2015

Adoption Year: 2016

From most recent adoption: No, Local Board Approval on 1/12/2016

(Grade 11) **United States History: the Twentieth Century**, Pearson/Prentice Hall, c.2019

Adoption Year: 2018

From most recent adoption: No, Local Board Approval on 5/1/2018

(Grade 11 AP) **The American Pageant**, Cengage, c.2015

Adoption Year: 2014

From most recent adoption: No, Local Board Approval on 5/6/2014

(Grade 11-12) **Sociology & You**, Glencoe, c.2014

Adoption Year: 2018

From most recent adoption: No, Local Board Approval on 5/1/2018

(Grade 11-12) **Understanding Psychology**, McGraw Hill, c.2014

Adoption Year: 2018

From most recent adoption: No, Local Board Approval on 5/1/2018

(Grade 11-12 AP) **Myer's Psychology**, Bedford Freeman/Worth, c.2019

Adoption Year: 2018

From most recent adoption: No, Local Board Approval on 5/1/2018

(Grade 12) **Magruder's American Government**, Pearson/Prentice Hall, c.2018

Adoption Year: 2018

From most recent adoption: No, Local Board Approval on 5/1/2018

(Grade 12) **Economics: Principles in Action**, Pearson/Prentice Hall, c.2018

Adoption Year: 2018

From most recent adoption: No, Local Board Approval on 5/1/2018

(Grade 12 AP) **American Government and Politics Today**, Thomson Learning, c.2007

Adoption Year: 2007

From most recent adoption: No, Local Board Approval on 4/17/2007

(Grade 12 AP) **Principles of Economics AP**, Thomson Learning, c.2007

Adoption Year: 2007

From most recent adoption: No, Local Board Approval on 4/17/2007

#### Foreign Language

0.00 %

(Grade 7-8 Spanish) **Que Chevere! Level 1**, EMC Publishing, c.2016

Adoption Year: 2015

From most recent adoption: No, Local Board Approval on 6/2/2015

(Grade 9-12 Spanish) **Que Chevere! Level 1-4**, EMC Publishing, c.2016

Adoption Year: 2015

From most recent adoption: No, Local Board Approval on 6/2/2015

(Grade 9-12 **Spanish for Native Speakers**) **Galeria 1-2**, Vista Higher Learning, c.2020

Adoption Year: 2020

From most recent adoption: No, Local Board Approval on 6/2/2020

(Grade 9-12 AP Spanish) **Temas**, Vista Higher Learning, c.2014

Adoption Year: 2015

From most recent adoption: No, Local Board Approval on 6/2/2015

(Grade 9-12 AP Spanish Literature) **Abriendo Puertas: Ampliando Perspectivas**, HMH Co., c.2013

Adoption Year: 2015

From most recent adoption: No, Local Board Approval on 6/2/2015

(Grade 9-12 Japanese)

**Adventures in Japanese 1**, Cheng & Tsui Co., c.2015

**Adventures in Japanese 2**, Cheng & Tsui Co., c.2015

Adoption Year: 2020

From most recent adoption: No, Local Board Approval on 2/18/2020

(Grade 9-12 Japanese) **Adventures in Japanese 3**, Cheng & Tsui Co., c.2017

Adoption Year: 2020

From most recent adoption: No, Local Board Approval on 2/18/2020



	<p>(Grade 9-12 French) <b>T'es Branche? Level 1-4</b>, EMC Publishing, c.2014 Adoption Year: 2015 From most recent adoption: No, Local Board Approval on 6/2/2015</p> <p>(Grade 11-12 AP French) <b>Themes</b>, Vista Higher Learning, c.2016 Adoption Year: 2015 From most recent adoption: No, Local Board Approval on 6/2/2015</p> <p>(Grade 9-12 Italian) <b>Avanti 1-3</b>, McGraw Hill, c.2018 Adoption Year: 2017 From most recent adoption: No, Local Board Approval on 3/7/2017</p> <p>(Grade 9-12 German) <b>Komm Mit! 1</b>, Holt, Rinehart &amp; Winston, c.2006 <b>Komm Mit! 2</b>, Holt, Rinehart &amp; Winston, c.2006 <b>Komm Mit! 3</b>, Holt, Rinehart &amp; Winston, c.2006 Adoption Year: 2008 From most recent adoption: No, Local Board Approval on 5/20/2008</p> <p>(Grade 9-12 AP German) <b>Stationen-Ein Kursbuch Fuer die Mittelstufe</b>, Thomson &amp; Heinle, c.2008 Adoption Year: 2008 From most recent adoption: No, Local Board Approval on 5/20/2008</p>			
Health	<p>(Grade K-5) <b>Too Good for Drugs</b>, Mendez Foundation c.2003 Adoption Year: 2004 From the most recent adoption: No, Local Board Approval on 9/4/2004</p> <p>(Grade 6) <b>Life Skills</b>, Princeton Health Press, c.2000 Adoption Year: 2004 From most recent adoption: No, Local Board Approval on 6/6/2004</p> <p>(Grade 7-8) <b>Life Skills</b>, Princeton Health Press, c.2000 Adoption Year: 2004 From the most recent adoption: No, Local Board Approval on 6/6/2004</p> <p>(Grade 7-8) <b>FLASH Curriculum</b>, King County Public Health, c.2019 Adoption Year: 2020 From the most recent adoption: Yes</p> <p>(Grade 9-10) <b>Project Toward No Drug Abuse</b>, USC, c.2004 Adoption Year: 2005 From the most recent adoption: No, Local Board Approval on 6/7/2005</p> <p>(Grade 9-12) <b>Glencoe Health</b>, Glencoe/McGraw, c.2018 Adoption Year: 2018 From the most recent adoption: No, Local Board Approval on 5/15/2018</p> <p>(Grade 7-12) <b>FLASH Curriculum</b>, King County Public Health, c.2019 Adoption Year: 2020 From the most recent adoption: Yes</p>			0.00 %
Visual and Performing Arts	N/A			0.0 %
Science Lab Eqmpt (Grades 9-12)	N/A	N/A		0.0 %

Note: Cells with N/A values do not require data.

Last updated: 1/24/2021

## School Facility Conditions and Planned Improvements

### AGE OF SCHOOL BUILDINGS:

Year built 1954.

### MAINTENANCE AND REPAIR:

The Valley Robotics Academy facilities' condition, including grounds and restrooms, are very good based on custodial staffing, a regular district painting and maintenance schedule and funding available for equipment and supplies. Custodial workers are assigned based on a district formula to ensure equity. District maintenance staff ensures that the repairs necessary to keep the school in good repair and working order are completed in a timely manner. A work order process is used to ensure efficient service and that emergency repairs are given the highest priority.

### CLEANING PROCESS AND SCHEDULE:

A scheduled maintenance program is administered by Lodi Unified School District to ensure that all classrooms, restrooms and facilities are well-maintained and in good repair. Staff works daily with the custodial staff to develop cleaning schedules to ensure a clean and safe school.

### DEFERRED MAINTENANCE PROJECTS: N/A

MODERNIZATION PROJECTS: 2011 Repaired hardcourt & parking lot areas. 2013 Re-roofing project completed. 2015 Prop 39 lighting & HVAC controls project. 2015 Painted all the portables. 2016 Epoxy walls & floors of girl restrooms. 2016/17 Added access control & cameras added to site. 2020 VRA Extension Road Project. 2020 Building Demolition Project.

### NEW SCHOOL CONSTRUCTION PROJECTS: N/A

Data on school facilities was collected for Valley Robotics Academy on 10/8/2020.

Lodi Unified School District takes great effort to ensure that all schools are clean, safe and functional. To assist in this effort, the district uses a facility survey instrument developed by the State of California Office of Public School Construction. The results of this survey are available at the school office or the district office. As of October 2020, none of the eight emergency facilities needs specified in Education Code Section 17592.72 (c)(1) exist at Valley Robotics Academy School.

These needs include:

- gas leaks
- nonfunctioning heating, ventilation, fire sprinklers, or air-conditioning systems
- electrical power failure
- major sewer line stoppage
- major pest or vermin infestation
- broken windows or exterior doors or gates that will not lock and that pose a security risk
- abatement of hazardous materials previously undiscovered that pose an immediate threat to pupils or staff
- structural damage creating a hazardous or uninhabitable condition

Last updated: 1/28/2021

## School Facility Good Repair Status

Year and month of the most recent FIT report: October 2020

System Inspected	Rating	Repair Needed and Action Taken or Planned
<b>Systems:</b> Gas Leaks, Mechanical/HVAC, Sewer	Good	
<b>Interior:</b> Interior Surfaces	Good	
<b>Cleanliness:</b> Overall Cleanliness, Pest/Vermin Infestation	Good	
<b>Electrical:</b> Electrical	Good	
<b>Restrooms/Fountains:</b> Restrooms, Sinks/Fountains	Good	
<b>Safety:</b> Fire Safety, Hazardous Materials	Good	
<b>Structural:</b> Structural Damage, Roofs	Good	
<b>External:</b> Playground/School Grounds, Windows/Doors/Gates/Fences	Good	

## Overall Facility Rate

Year and month of the most recent FIT report: October 2020

Overall Rating	Good
----------------	------

Last updated: 1/7/2021

## B. Pupil Outcomes

### State Priority: Pupil Achievement

The SARC provides the following information relevant to the State priority: Pupil Achievement (Priority 4):

- **Statewide assessments** (i.e., California Assessment of Student Performance and Progress [CAASPP] System, which includes the Smarter Balanced Summative Assessments for students in the general education population and the California Alternate Assessments [CAAs] for English language arts/literacy [ELA] and mathematics given in grades three through eight and grade eleven. Only eligible students may participate in the administration of the CAAs. CAAs items are aligned with alternate achievement standards, which are linked with the Common Core State Standards [CCSS] for students with the most significant cognitive disabilities); and
- The percentage of students who have successfully completed courses that satisfy the requirements for entrance to the University of California and the California State University, or career technical education sequences or programs of study.

**CAASPP Test Results in ELA and Mathematics for All Students  
Grades Three through Eight and Grade Eleven  
Percentage of Students Meeting or Exceeding the State Standard**

Subject	School	School	District	District	State	State
	2018–2019	2019–2020	2018–2019	2019–2020	2018–2019	2019–2020
English Language Arts / Literacy (grades 3-8 and 11)	N/A	N/A	45.0%	N/A	50%	N/A
Mathematics (grades 3-8 and 11)	N/A	N/A	34.0%	N/A	39%	N/A

Note: Cells with N/A values do not require data.

Note: The 2019–2020 data are not available. Due to the COVID-19 pandemic, Executive Order N-30-20 was issued which waived the requirement for statewide testing for the 2019–2020 school year. Note: Percentages are not calculated when the number of students tested is ten or less, either because the number of students in this category is too small for statistical accuracy or to protect student privacy.

Note: ELA and mathematics test results include the Smarter Balanced Summative Assessment and the CAA. The "Percent Met or Exceeded" is calculated by taking the total number of students who met or exceeded the standard on the Smarter Balanced Summative Assessment plus the total number of students who met the standard (i.e., achieved Level 3-Alternate) on the CAAs divided by the total number of students who participated in both assessments.

*Last updated: 1/18/2021*

**CAASPP Test Results in ELA by Student Group**  
**Grades Three through Eight and Grade Eleven (School Year 2019–2020)**

<b>Student Group</b>	<b>Total Enrollment</b>	<b>Number Tested</b>	<b>Percent Tested</b>	<b>Percent Not Tested</b>	<b>Percent Met or Exceeded</b>
All Students	N/A	N/A	N/A	N/A	N/A
Male	N/A	N/A	N/A	N/A	N/A
Female	N/A	N/A	N/A	N/A	N/A
Black or African American	N/A	N/A	N/A	N/A	N/A
American Indian or Alaska Native	N/A	N/A	N/A	N/A	N/A
Asian	N/A	N/A	N/A	N/A	N/A
Filipino	N/A	N/A	N/A	N/A	N/A
Hispanic or Latino	N/A	N/A	N/A	N/A	N/A
Native Hawaiian or Pacific Islander	N/A	N/A	N/A	N/A	N/A
White	N/A	N/A	N/A	N/A	N/A
Two or More Races	N/A	N/A	N/A	N/A	N/A
Socioeconomically Disadvantaged	N/A	N/A	N/A	N/A	N/A
English Learners	N/A	N/A	N/A	N/A	N/A
Students with Disabilities	N/A	N/A	N/A	N/A	N/A
Students Receiving Migrant Education Services	N/A	N/A	N/A	N/A	N/A
Foster Youth	N/A	N/A	N/A	N/A	N/A
Homeless	N/A	N/A	N/A	N/A	N/A

Note: Cells with N/A values do not require data.

Note: The 2019–2020 data are not available. Due to the COVID-19 pandemic, Executive Order N-30-20 was issued which waived the requirement for statewide testing for the 2019–2020 school year.

*Last updated: 1/18/2021*

**CAASPP Test Results in Mathematics by Student Group**  
**Grades Three through Eight and Grade Eleven (School Year 2019–2020)**

<b>Student Group</b>	<b>Total Enrollment</b>	<b>Number Tested</b>	<b>Percent Tested</b>	<b>Percent Not Tested</b>	<b>Percent Met or Exceeded</b>
All Students	N/A	N/A	N/A	N/A	N/A
Male	N/A	N/A	N/A	N/A	N/A
Female	N/A	N/A	N/A	N/A	N/A
Black or African American	N/A	N/A	N/A	N/A	N/A
American Indian or Alaska Native	N/A	N/A	N/A	N/A	N/A
Asian	N/A	N/A	N/A	N/A	N/A
Filipino	N/A	N/A	N/A	N/A	N/A
Hispanic or Latino	N/A	N/A	N/A	N/A	N/A
Native Hawaiian or Pacific Islander	N/A	N/A	N/A	N/A	N/A
White	N/A	N/A	N/A	N/A	N/A
Two or More Races	N/A	N/A	N/A	N/A	N/A
Socioeconomically Disadvantaged	N/A	N/A	N/A	N/A	N/A
English Learners	N/A	N/A	N/A	N/A	N/A
Students with Disabilities	N/A	N/A	N/A	N/A	N/A
Students Receiving Migrant Education Services	N/A	N/A	N/A	N/A	N/A
Foster Youth	N/A	N/A	N/A	N/A	N/A
Homeless	N/A	N/A	N/A	N/A	N/A

Note: Cells with N/A values do not require data.

Note: The 2019–2020 data are not available. Due to the COVID-19 pandemic, Executive Order N-30-20 was issued which waives the requirement for statewide testing for the 2019–2020 school year.

*Last updated: 1/18/2021*

**CAASPP Test Results in Science for All Students  
Grades Five, Eight and High School  
Percentage of Students Meeting or Exceeding the State Standard**

Subject	School 2018–2019	School 2019–2020	District 2018–2019	District 2019–2020	State 2018–2019	State 2019–2020
Science (grades 5, 8, and high school)	N/A	N/A	25	N/A	30	N/A

Note: Cells with N/A values do not require data.

Note: The 2019–2020 data are not available. Due to the COVID-19 pandemic, Executive Order N-30-20 was issued which waived the requirement for statewide testing for the 2019–2020 school year. Note: The new California Science Test (CAST) was first administered operationally in the 2018–2019 school year.

Last updated: 1/21/2021

**CAASPP Tests Results in Science by Student Group  
Grades Five, Eight and High School (School Year 2019–2020)**

Student Group	Total Enrollment	Number Tested	Percent Tested	Percent Not Tested	Percent Met or Exceeded
All Students	N/A	N/A	N/A	N/A	N/A
Male	N/A	N/A	N/A	N/A	N/A
Female	N/A	N/A	N/A	N/A	N/A
Black or African American	N/A	N/A	N/A	N/A	N/A
American Indian or Alaska Native	N/A	N/A	N/A	N/A	N/A
Asian	N/A	N/A	N/A	N/A	N/A
Filipino	N/A	N/A	N/A	N/A	N/A
Hispanic or Latino	N/A	N/A	N/A	N/A	N/A
Native Hawaiian or Pacific Islander	N/A	N/A	N/A	N/A	N/A
White	N/A	N/A	N/A	N/A	N/A
Two or More Races	N/A	N/A	N/A	N/A	N/A
Socioeconomically Disadvantaged	N/A	N/A	N/A	N/A	N/A
English Learners	N/A	N/A	N/A	N/A	N/A
Students with Disabilities	N/A	N/A	N/A	N/A	N/A
Students Receiving Migrant Education Services	N/A	N/A	N/A	N/A	N/A
Foster Youth	N/A	N/A	N/A	N/A	N/A
Homeless	N/A	N/A	N/A	N/A	N/A

Note: Cells with N/A values do not require data.

Note: The 2019–2020 data are not available. Due to the COVID-19 pandemic, Executive Order N-30-20 was issued which waived the requirement for statewide testing for the 2019–2020 school year.

Last updated: 1/18/2021

### State Priority: Other Pupil Outcomes

The SARC provides the following information relevant to the State priority: Other Pupil Outcomes (Priority 8):

- Pupil outcomes in the subject area of physical education

#### California Physical Fitness Test Results (School Year 2019–2020)

Grade Level	Percentage of Students Meeting Four of Six Fitness Standards	Percentage of Students Meeting Five of Six Fitness Standards	Percentage of Students Meeting Six of Six Fitness Standards
7	N/A	N/A	N/A
9	N/A	N/A	N/A

Note: Cells with N/A values do not require data.

Note: The 2019–2020 data are not available. Due to the COVID-19 pandemic, Executive Order N-56-20 was issued which waived the requirement to administer the physical fitness performance test for the 2019–2020 school year.

*Last updated: 1/18/2021*

### State Priority: Parental Involvement

The SARC provides the following information relevant to the State priority: Parental Involvement (Priority 3):

- Efforts the school district makes to seek parent input in making decisions for the school district and each school site

#### Opportunities for Parental Involvement (School Year 2020–2021)

Valley Robotics Academy welcomes both our parents and community. Our community offers a wealth of knowledge that would be vital to our school. Parents are encouraged to call the school when they have concerns about their students, grades, attendance, discipline or other school activities. Parents are made aware of upcoming events via school correspondence and Connect Ed.

*Last updated: 1/20/2021*

## State Priority: Pupil Engagement

The SARC provides the following information relevant to the State priority: Pupil Engagement (Priority 5):

- High school dropout rates; and
- High school graduation rates

## State Priority: School Climate

The SARC provides the following information relevant to the State priority: School Climate (Priority 6):

- . Pupil suspension rates;
- . Pupil expulsion rates; and
- . Other local measures on the sense of safety

### Suspensions and Expulsions

(data collected between July through June, each full school year respectively)

Rate	School 2017–2018	School 2018–2019	District 2017–2018	District 2018–2019	State 2017–2018	State 2018–2019
Suspensions	--	--	4.60%	5.00%	3.50%	3.50%
Expulsions	--	--	0.10%	0.20%	0.10%	0.10%

### Suspensions and Expulsions for School Year 2019–2020 Only

(data collected between July through February, partial school year due to the COVID-19 pandemic)

Rate	School 2019–2020	District 2019–2020	State 2019–2020
Suspensions	1.27%	4.86%	2.50%
Expulsions	--	0.14%	0.10%

Note: The 2019–2020 suspensions and expulsions rate data are not comparable to prior year data because the 2019–2020 school year is a partial school year due to the COVID-19 crisis. As such, it would be inappropriate to make any comparisons in rates of suspensions and expulsions in the 2019–2020 school year compared to prior years.

Last updated:  
1/21/2021

## School Safety Plan (School Year 2020–2021)

A Comprehensive School Safety Plan is in place to address safety issues as well as a school wide plan to eliminate bullying behavior. Key elements of the safety plan include safe school strategies and programs, disaster response procedures, procedures for safe ingress and egress and rules and procedures on school discipline. School wide behavior expectations and discipline policies are consistently applied and students are provided adult supervision at all times. Visitors to the school must sign in at the office and receive a visitor's pass prior to going to classrooms. Visitors must return to the office and sign out upon leaving the school. Our Comprehensive School Safety Plan was last reviewed on 02/21/2020.

Last updated:  
1/21/2021



## D. Other SARC Information

The information in this section is required to be in the SARC but is not included in the state priorities for LCFF.

### Average Class Size and Class Size Distribution (Secondary) (School Year 2017–2018)

Subject	Average Class Size	Number of Classes * 1-22	Number of Classes * 23-32	Number of Classes * 33+
English				
Mathematics				
Science				
Social Science				

\*Number of classes indicates how many classrooms fall into each size category (a range of total students per classroom). At the secondary school level, this information is reported by subject area rather than grade level.

### Average Class Size and Class Size Distribution (Secondary) (School Year 2018–2019)

Subject	Average Class Size	Number of Classes * 1-22	Number of Classes * 23-32	Number of Classes * 33+
English				
Mathematics				
Science				
Social Science				

\*Number of classes indicates how many classrooms fall into each size category (a range of total students per classroom). At the secondary school level, this information is reported by subject area rather than grade level.

### Average Class Size and Class Size Distribution (Secondary) (School Year 2019–2020)

Subject	Average Class Size	Number of Classes * 1-22	Number of Classes * 23-32	Number of Classes * 33+
English	22.00	4	1	1
Mathematics	23.00	3	1	1
Science	19.00	4	1	1
Social Science	20.00	3	3	

\*Number of classes indicates how many classrooms fall into each size category (a range of total students per classroom). At the secondary school level, this information is reported by subject area rather than grade level.

Last updated: 1/23/2021

### Ratio of Pupils to Academic Counselor (School Year 2019–2020)

Title	Ratio**
Pupils to Academic Counselor*	0

\*One full time equivalent (FTE) equals one staff member working full time; one FTE could also represent two staff members who each work 50 percent of full time.

Last updated: 1/19/2021

**Student Support Services Staff (School Year 2019–2020)**

<b>Title</b>	<b>Number of FTE* Assigned to School</b>
Counselor (Academic, Social/Behavioral or Career Development)	
Library Media Teacher (Librarian)	
Library Media Services Staff (Paraprofessional)	
Psychologist	
Social Worker	
Nurse	0.05
Speech/Language/Hearing Specialist	
Resource Specialist (non-teaching)	
Other	

\*One Full Time Equivalent (FTE) equals one staff member working full time; one FTE could also represent two staff members who each work 50 percent of full time.

Last updated: 1/24/2021

**Expenditures Per Pupil and School Site Teacher Salaries (Fiscal Year 2018–2019)**

<b>Level</b>	<b>Total Expenditures Per Pupil</b>	<b>Expenditures Per Pupil (Restricted)</b>	<b>Expenditures Per Pupil (Unrestricted)</b>	<b>Average Teacher Salary</b>
School Site	N/A	N/A	N/A	N/A
District	N/A	N/A	N/A	N/A
Percent Difference – School Site and District	N/A	N/A	N/A	N/A
State	N/A	N/A	N/A	N/A
Percent Difference – School Site and State	N/A	N/A	N/A	N/A

Last updated: 1/20/2021

Note: Cells with N/A values do not require data.

**Types of Services Funded (Fiscal Year 2019–2020)**

In addition to services provided with general funding, Lodi Unified School District also provides programs and supplemental services that are funded through either Local Control Funding Formula (LCFF) or other sources. Services vary by school and may include:

- After School Programs
- AVID Programs
- Special Education
- Counseling Services (Academic and Career)
- Extended Day/Year/Summer School
- Supplemental instructional materials
- Enrichment Programs
- Access to Technology
- Social Services
- Athletic Programs
- Program for English Learners

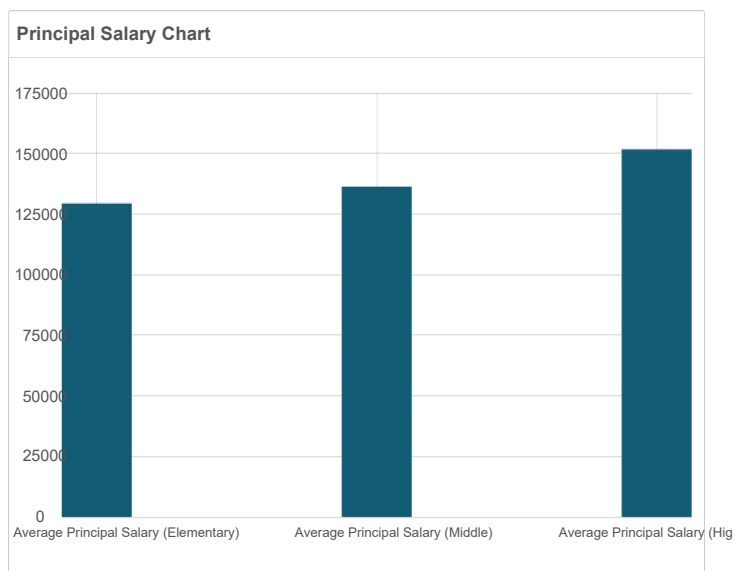
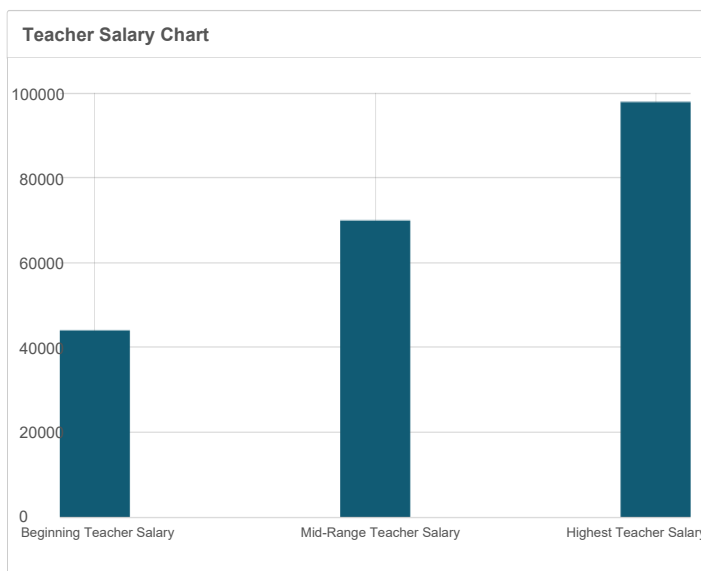
Check with the school principal to get more information about the services that are specific to the school.

Last updated: 1/5/2021

### Teacher and Administrative Salaries (Fiscal Year 2018–2019)

Category	District Amount	State Average For Districts In Same Category
Beginning Teacher Salary	\$43,999	\$50,029
Mid-Range Teacher Salary	\$69,903	\$77,680
Highest Teacher Salary	\$97,861	\$102,143
Average Principal Salary (Elementary)	\$129,353	\$128,526
Average Principal Salary (Middle)	\$136,291	\$133,574
Average Principal Salary (High)	\$151,703	\$147,006
Superintendent Salary	\$268,296	\$284,736
Percent of Budget for Teacher Salaries	31.00%	33.00%
Percent of Budget for Administrative Salaries	4.00%	5.00%

For detailed information on salaries, see the CDE Certificated Salaries & Benefits web page at <https://www.cde.ca.gov/ds/fd/cs/>.



Last updated: 1/21/2021

### Professional Development

Measure	2018–2019	2019–2020	2020–2021
Number of school days dedicated to Staff Development and Continuous Improvement	2	2	2