

Liberty High

School Accountability Report Card

Reported Using Data from the 2019–2020 School Year

California Department of Education

By February 1 of each year, every school in California is required by state law to publish a School Accountability Report Card (SARC). The SARC contains information about the condition and performance of each California public school. Under the Local Control Funding Formula (LCFF) all local educational agencies (LEAs) are required to prepare a Local Control and Accountability Plan (LCAP), which describes how they intend to meet annual school-specific goals for all pupils, with specific activities to address state and local priorities. Additionally, data reported in an LCAP is to be consistent with data reported in the SARC.

- For more information about SARC requirements, see the California Department of Education (CDE) SARC web page at <https://www.cde.ca.gov/ta/ac/sa/>.
- For more information about the LCFF or LCAP, see the CDE LCFF web page at <https://www.cde.ca.gov/fq/aa/lc/>.
- For additional information about the school, parents/guardians and community members should contact the school principal or the district office.

DataQuest

DataQuest is an online data tool located on the CDE DataQuest web page at <https://dq.cde.ca.gov/dataquest/> that contains additional information about this school and comparisons of the school to the district and the county. Specifically, DataQuest is a dynamic system that provides reports for accountability (e.g., test data, enrollment, high school graduates, dropouts, course enrollments, staffing, and data regarding English learners).

California School Dashboard

The California School Dashboard (Dashboard) <https://www.caschooldashboard.org/> reflects California's new accountability and continuous improvement system and provides information about how LEAs and schools are meeting the needs of California's diverse student population. The Dashboard contains reports that display the performance of LEAs, schools, and student groups on a set of state and local measures to assist in identifying strengths, challenges, and areas in need of improvement.



Tamara Dillon, Principal

Principal, Liberty High

About Our School

Liberty High School is a continuation school providing an alternative educational setting for high school juniors and seniors who are credit deficient and/or considered at-risk of not graduating high school. The school serves students who reside in the city of Lodi and the northern perimeter of San Joaquin County. Liberty's campus is a single building located in an older, residential section of Lodi and houses approximately 125-150 students. Each year, 50-60 graduates complete the district requirements to receive their high school diploma and attend the graduation ceremony. It is the vision of Liberty High School to serve as a haven in which all students experience academic success and personal growth as they earn their diploma and plan for their future.

Contact

Liberty High
660 West Walnut St.
Lodi, CA 95240-3437

Phone: 209-331-7634
Email: tadillon@lodiUSD.net

About This School

Contact Information (School Year 2020-21)

District Contact Information (School Year 2020-21)	
District Name	Lodi Unified
Phone Number	(209) 331-7000
Superintendent	Cathy Washer
Email Address	cwasher@lodiUSD.net
Website	www.lodiUSD.net

School Contact Information (School Year 2020-21)	
School Name	Liberty High
Street	660 West Walnut St.
City, State, Zip	Lodi, Ca, 95240-3437
Phone Number	209-331-7634
Principal	Tamara Dillon, Principal
Email Address	tdillon@lodiUSD.net
County-District-School (CDS) Code	39685853934767

Last updated: 1/6/2021

School Description and Mission Statement (School Year 2020-21)

Liberty High School was opened in the fall of 1968 to serve the alternative needs of high school students. Its campus is housed in a single building located in an older, residential section in the City of Lodi. Currently, Liberty High School is one of two continuation high schools in the Lodi Unified School District serving students ages 16-18 in the 11th and 12th grades. Plaza Robles High School is the sister continuation school that opened in 1991 to serve students from north Stockton. Students enrolled in Liberty come primarily from Lodi High School and Tokay High School with its enrollment fluctuating between 125 and 155 students. Like most schools within the district, Liberty operates on a modified traditional calendar. The school's population consists of students who are moderately to severely deficient in credit and are at-risk of not graduating from high school. All students are enrolled voluntarily and reflect the local ethnic population, primarily White and Latino.

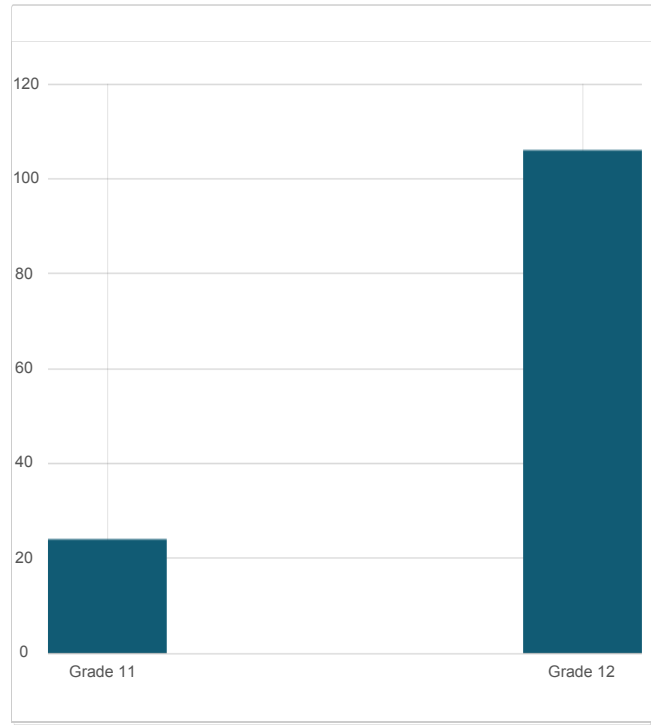
Mission Statement:

Our mission is to provide support, resources and opportunities to students who have not experienced success in the traditional high school program so they may earn a diploma and prepare for a productive future. Education is offered in a climate designed to foster a sense of community where students experience positive relationships, gain confidence and recognition, build resiliency and time management skills, achieve academic success, explore educational options and receive assistance in developing a plan for their post-secondary endeavors in a structured, yet flexible environment.

Last updated: 1/19/2021

Student Enrollment by Grade Level (School Year 2019–2020)

Grade Level	Number of Students
Grade 11	24
Grade 12	106
Total Enrollment	130



Last updated: 1/19/2021

Student Enrollment by Student Group (School Year 2019–2020)

Student Group	Percent of Total Enrollment
Black or African American	2.30 %
American Indian or Alaska Native	0.80 %
Asian	5.40 %
Filipino	1.50 %
Hispanic or Latino	58.50 %
Native Hawaiian or Pacific Islander	%
White	28.50 %
Two or More Races	1.50 %
Student Group (Other)	Percent of Total Enrollment
Socioeconomically Disadvantaged	80.80 %
English Learners	30.80 %
Students with Disabilities	11.50 %
Foster Youth	%
Homeless	3.10 %

A. Conditions of Learning

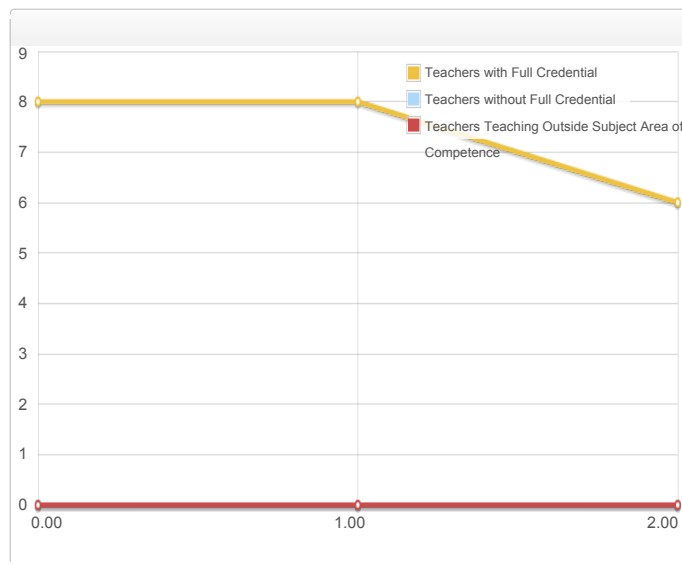
State Priority: Basic

The SARC provides the following information relevant to the State priority: Basic (Priority 1):

- Degree to which teachers are appropriately assigned and fully credentialed in the subject area and for the pupils they are teaching;
- Pupils have access to standards-aligned instructional materials; and
- School facilities are maintained in good repair

Teacher Credentials

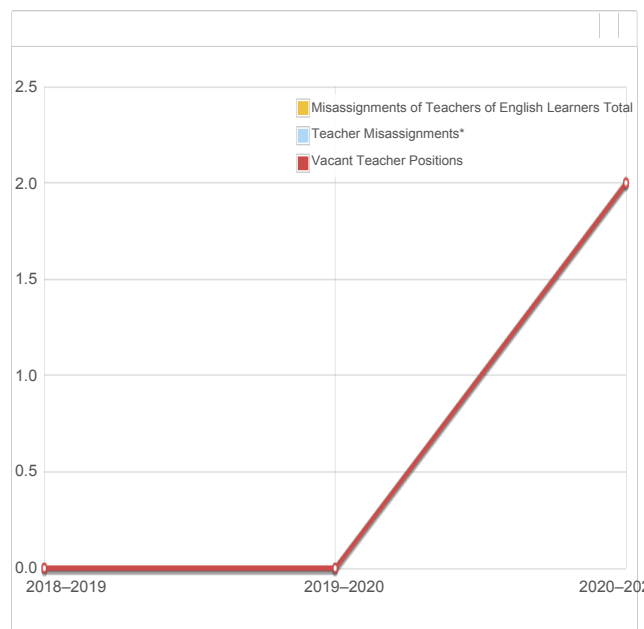
Teachers	School 2018–2019	School 2019–2020	School 2020–2021	District 2020–2021
With Full Credential	8	8	6	1274
Without Full Credential	0	0	0	72
Teachers Teaching Outside Subject Area of Competence (with full credential)	0	0	0	11



Last updated: 1/5/2021

Teacher Misassignments and Vacant Teacher Positions

Indicator	2018–2019	2019–2020	2020–2021
Misassignments of Teachers of English Learners	0	0	2
Total Teacher Misassignments*	0	0	2
Vacant Teacher Positions	0	0	2



Note: "Misassignments" refers to the number of positions filled by teachers who lack legal authorization to teach that grade level, subject area, student group, etc.
 * Total Teacher Misassignments includes the number of Misassignments of Teachers of English Learners.

Last updated: 1/5/2021

Quality, Currency, Availability of Textbooks and Other Instructional Materials (School Year 2020-21)

Year and month in which the data were collected: July 2020

Subject	Textbooks and Other Instructional Materials/year of Adoption	From Most Recent Adoption?	Percent Students Lacking Own Assigned Copy
Reading/Language Arts	<p>(Grade 9 Base Core/EL Support) StudySync, McGraw Hill, c. 2017 Adoption Year: 2016 From most recent adoption: No, Local Board Approval on 4/19/2016</p> <p>(Grade 9-12 Intensive Intervention) Scholastic Read 180: Next Generation, Scholastic, c.2012 Adoption Year: 2011 From most recent adoption: No, Local Board Approval of Supplemental Non-Core on 4/17/2011</p> <p>(Grade 9-12 Intensive Intervention) Scholastic System 44 Next Gen, Scholastic, c.2014 Adoption Year: 2014 From most recent adoption: No, Local Board Approval on 7/22/2014</p> <p>(Grade 10 Base Core/EL Support) StudySync, McGraw Hill, c. 2017 Adoption Year: 2016 From most recent adoption: No, Local Board Approval on 4/19/2016</p> <p>(Grade 11 Base Core) StudySync, McGraw Hill, c. 2017 Adoption Year: 2016 From most recent adoption: No, Local Board Approval on 4/19/2016</p> <p>(Grade 11 AP Language) The Language of Composition: Reading, Writing, Rhetoric, Bedford, c.2013 Adoption Year: 2016 From most recent adoption: No, Local Board Approval on 1/12/2016</p> <p>(Grade 11-12 Creative Writing) Bedford Introduction to Literature, Bedford/St. Martin's Press, c. 2005 Adoption Year: 2007 From most recent adoption: No, Local Board Approval on 4/17/2007</p> <p>(Grade 12 Base Core/EL Support) StudySync, McGraw Hill, c. 2017 Adoption Year: 2016 From most recent adoption: No, Local Board Approval on 4/19/2016</p> <p>(Grade 12 - AP Language) Bedford Introduction to Literature, Bedford/St. Martin's Press, c. 2005 Adoption Year: 2007 From most recent adoption: No, Local Board Approval on 4/17/2007</p>		0.00 %
Mathematics	<p>(Grade 9-12 SDC) Math 180, Scholastic, c.2014 Adoption Year: 2014 From most recent adoption: No, Local Board Approval on 7/22/2014</p> <p>(Grade 9 Intervention) Core Connections Course 3, CPM, c.2014 Adoption Year: 2014 From most recent adoption: No, Local Board Approval on 7/22/2014</p> <p>(Grade 9-12 Base Core) Core Connections: Integrated Course 1, CPM, c.2014 Adoption Year: 2014 From most recent adoption: No, Local Board Approval on 4/15/2014</p> <p>(Grade 10-12) Stats in Your World, Pearson, c.2016 Adoption Year: 2017 From most recent adoption: No, Local Board Approval on 6/6/2017</p> <p>(Grade 10-12 Base Core) Core Connections: Integrated Course 2, CPM, c.2014 Adoption Year: 2014 From most recent adoption: No, Local Board Approval on 4/15/2014</p> <p>(Grade 10-12 Base Core) Core Connections: Integrated Course 3, CPM, c.2014 Adoption Year: 2014 From most recent adoption: No, Local Board Approval on 4/15/2014</p> <p>(Grade 11-12 AP) AP The Practice of Statistics, Bedford, Freeman & Worth Co., c.2015 Adoption Year: 2014 From most recent adoption: No, Local Board Approval on 5/6/2014</p>		0.00 %

Subject	Textbooks and Other Instructional Materials/year of Adoption	From Most Recent Adoption?	Percent Students Lacking Own Assigned Copy
	<p>(Grade 12) Precalculus, CPM, c.2018 Adoption Year: 2018 From most recent adoption: No, Local Board Approval on 5/15/18</p> <p>(Grade 12 AP) Calculus for AP, Cengage 2017 Adoption Year: 2017 From most recent adoption: No, Local Board Approval on 6/6/2017</p> <p>(Grade 11-12) Math for Financial Literacy, Goodheart & Wilcox, 2013 Adoption Year: 2018 From most recent adoption: No, Local Board Approval on 5/15/18</p> <p>(Grade 11-12) Personal Financial Literacy, Pearson, 2014 Adoption Year: 2016 From most recent adoption: No, Local Board Approval on 4/5/16</p>		
Science	<p>(Grade 9) Inspire Earth Science, McGraw Hill, c.2020 Adoption Year: 2020 From most recent adoption: No, Local Board Approval on 4/7/2020</p> <p>(Grade 9-12) Physics of the Universe, Discovery Ed., c.2019 Adoption Year: 2020 From most recent adoption: No, Local Board Approval on 7/7/2020</p> <p>(Grade 9-12) Inquiry Into Life, McGraw Hill., c.2020 Adoption Year: 2020 From most recent adoption: No, Local Board Approval on 4/7/2020</p> <p>(Grade 9-12) CA Inspire Chemistry, McGraw Hill., c.2020 Adoption Year: 2020 From most recent adoption: No, Local Board Approval on 4/7/2020</p> <p>(Grade 10-12) CA Inspire Biology, McGraw Hill, c.2020 Adoption Year: 2020 From most recent adoption: No, Local Board Approval on 4/7/2020</p> <p>(Grade 11-12 AP) Biology in Focus, Pearson, c.2017 Adoption Year: 2016 From most recent adoption: No, Local Board Approval on 5/17/2016</p> <p>(Grade 11-12) CA Inspire Chemistry, McGraw Hill, c. 2020 Adoption Year: 2020 From most recent adoption: No, Local Board Approval on 4/7/2020</p> <p>(Grade 11-12 AP) Chemistry & Chemical Reactivity, Cengage Learning, c.2015 Adoption Year: 2016 From most recent adoption: No, Local Board Approval on 5/17/2016</p> <p>(Grade 11-12) Holt Environmental Science, Holt, Rinehart & Winston, c.2008 Adoption Year: 2008 From most recent adoption: No, Local Board Approval on 5/6/2008</p> <p>(Grade 11-12 AP) Living in the Environment, 18th ed., Cengage, c.2015 Adoption Year: 2016 From most recent adoption: No, Local Board Approval on 5/17/2016</p> <p>(Grade 11-12) CA Inspire Physics, McGraw Hill, c.2020 Adoption Year: 2020 From most recent adoption: No, Local Board Approval on 4/7/2020</p> <p>(Grade 11-12) Hole's Anatomy & Physiology, MacMillan/McGraw, c.2019 Adoption Year: 2018 From most recent adoption: No, Local Board Approval on 5/1/2018</p> <p>(Grade 11-12) Astronomy: Journey to the Cosmic Frontier, McGraw Hill, c.2008 Adoption Year: 2008 From most recent adoption: No, Local Board Approval on 5/6/2008</p> <p>(Grade 11-12) Life on an Ocean Planet, Current Publishing, c.2006 Adoption Year: 2008 From most recent adoption: No, Local Board Approval on 5/6/2008</p> <p>(Grade 12 AP) College Physics, 10th Ed., Cengage Learning, c.2015 Adoption Year: 2016 From most recent adoption: No, Local Board Approval on 5/17/2016</p>		0.00 %

Subject	Textbooks and Other Instructional Materials/year of Adoption	From Most Recent Adoption?	Percent Students Lacking Own Assigned Copy
History-Social Science	<p>(Grade 9) World Geography: My World Interactive, Pearson/Prentice Hall, c. 2019 Adoption Year: 2018 From most recent adoption: No, Local Board Approval on 5/1/2018</p> <p>(Grade 9-12 AP) The Cultural Landscape: An Introduction to Human Geography, Pearson/Prentice Hall, c.2008 Adoption Year: 2008 From most recent adoption: No, Local Board Approval on 4/15/2008</p> <p>(Grade 9-12 AP) World Civilizations: The Global Experience, Pearson, c.2017 Adoption Year: 2018 From most recent adoption: No, Local Board Approval on 3/27/2018</p> <p>(Grade 9-12 AP) Art Through the Ages: A Global History, Cengage Learning, c. 2016 Adoption Year: 2015 From most recent adoption: No, Local Board Approval on 5/19/2015</p> <p>(Grade 10) World History: A Modern World, Pearson/Prentice Hall, c.2018 Adoption Year: 2018 From most recent adoption: No, Local Board Approval on 5/1/2018</p> <p>(Grade 10-12 AP) Western Civilization Since 1300, Cengage Learning, c.2015 Adoption Year: 2016 From most recent adoption: No, Local Board Approval on 1/12/2016</p> <p>(Grade 11) United States History: the Twentieth Century, Pearson/Prentice Hall, c.2019 Adoption Year: 2018 From most recent adoption: No, Local Board Approval on 5/1/2018</p> <p>(Grade 11 AP) The American Pageant, Cengage, c.2015 Adoption Year: 2014 From most recent adoption: No, Local Board Approval on 5/6/2014</p> <p>(Grade 11-12) Sociology & You, Glencoe, c.2014 Adoption Year: 2018 From most recent adoption: No, Local Board Approval on 5/1/2018</p> <p>(Grade 11-12) Understanding Psychology, McGraw Hill, c.2014 Adoption Year: 2018 From most recent adoption: No, Local Board Approval on 5/1/2018</p> <p>(Grade 11-12 AP) Myer's Psychology, Bedford Freeman/Worth, c.2019 Adoption Year: 2018 From most recent adoption: No, Local Board Approval on 5/1/2018</p> <p>(Grade 12) Magruder's American Government, Pearson/Prentice Hall, c.2018 Adoption Year: 2018 From most recent adoption: No, Local Board Approval on 5/1/2018</p> <p>(Grade 12) Economics: Principles in Action, Pearson/Prentice Hall, c.2018 Adoption Year: 2018 From most recent adoption: No, Local Board Approval on 5/1/2018</p> <p>(Grade 12 AP) American Government and Politics Today, Thomson Learning, c.2007 Adoption Year: 2007 From most recent adoption: No, Local Board Approval on 4/17/2007</p> <p>(Grade 12 AP) Principles of Economics AP, Thomson Learning, c.2007 Adoption Year: 2007 From most recent adoption: No, Local Board Approval on 4/17/2007</p>		0.00 %
Foreign Language	<p>(Grade 9-12 Spanish) Que Chevere! Level 1-4, EMC Publishing, c.2016 Adoption Year: 2015 From most recent adoption: No, Local Board Approval on 6/2/2015</p> <p>(Grade 9-12 Spanish for Native Speakers) Galeria 1-2, Vista Higher Learning, c.2020 Adoption Year: 2020 From most recent adoption: No, Local Board Approval on 6/2/2020</p> <p>(Grade 9-12 AP Spanish) Temas, Vista Higher Learning, c.2014 Adoption Year: 2015 From most recent adoption: No, Local Board Approval on 6/2/2015</p> <p>(Grade 9-12 AP Spanish Literature) Abriendo Puertas: Ampliando Perspectivas, HMH Co., c.2013 Adoption Year: 2015 From most recent adoption: No, Local Board Approval on 6/2/2015</p>		0.00 %

Subject	Textbooks and Other Instructional Materials/year of Adoption	From Most Recent Adoption?	Percent Students Lacking Own Assigned Copy
	(Grade 9-12 Japanese) Adventures in Japanese 1 , Cheng & Tsui Co., c.2015 Adventures in Japanese 2 , Cheng & Tsui Co., c.2015 Adoption Year: 2020 From most recent adoption: No, Local Board Approval on 2/18/2020 (Grade 9-12 Japanese) Adventures in Japanese 3 , Cheng & Tsui Co., c.2017 Adoption Year: 2020 From most recent adoption: No, Local Board Approval on 2/18/2020 (Grade 9-12 French) T'es Branche? Level 1-4 , EMC Publishing, c.2014 Adoption Year: 2015 From most recent adoption: No, Local Board Approval on 6/2/2015 (Grade 11-12 AP French) Themes , Vista Higher Learning, c.2016 Adoption Year: 2015 From most recent adoption: No, Local Board Approval on 6/2/2015 (Grade 9-12 Italian) Avanti 1-3 , McGraw Hill, c.2018 Adoption Year: 2017 From most recent adoption: No, Local Board Approval on 3/7/2017 (Grade 9-12 German) Komm Mit! 1 , Holt, Rinehart & Winston, c.2006 Komm Mit! 2 , Holt, Rinehart & Winston, c.2006 Komm Mit! 3 , Holt, Rinehart & Winston, c.2006 Adoption Year: 2008 From most recent adoption: No, Local Board Approval on 5/20/2008 (Grade 9-12 AP German) Stationen-Ein Kursbuch Fuer die Mittelstufe , Thomson & Heinle, c.2008 Adoption Year: 2008 From most recent adoption: No, Local Board Approval on 5/20/2008		
Health	(Grade 9-10) Project Toward No Drug Abuse , USC, c.2004 Adoption Year: 2005 From the most recent adoption: No, Local Board Approval on 6/7/2005 (Grade 9-12) Glencoe Health , Glencoe/McGraw, c.2018 Adoption Year: 2018 From the most recent adoption: No, Local Board Approval on 5/15/2018 (Grade 7-12) FLASH Curriculum , King County Public Health, c.2019 Adoption Year: 2020 From the most recent adoption: Yes		0.00 %
Visual and Performing Arts	N/A		0.0 %
Science Lab Eqpmt (Grades 9-12)	N/A	N/A	0.0 %

Note: Cells with N/A values do not require data.

Last updated: 1/24/2021

School Facility Conditions and Planned Improvements

AGE OF SCHOOL BUILDINGS:

Year built 1940.

MAINTENANCE AND REPAIR:

The Liberty High School facilities' condition, including grounds and restrooms, are very good based on custodial staffing, a regular district painting and maintenance schedule and funding available for equipment and supplies. Custodial workers are assigned based on a district formula to ensure equity. District maintenance staff ensures that the repairs necessary to keep the school in good repair and working order are completed in a timely manner. A work order process is used to ensure efficient service and that emergency repairs are given the highest priority.

CLEANING PROCESS AND SCHEDULE:

A scheduled maintenance program is administered by Lodi Unified School District to ensure that all classrooms, restrooms and facilities are well-maintained and in good repair. Staff works daily with the custodial staff to develop cleaning schedules to ensure a clean and safe school.

DEFERRED MAINTENANCE PROJECT S: N/A

MODERNIZATION PROJECT S: 2014 Replaced windows, removed some portables, repainted school & added additional parking. 2015 Prop 39 Lighting Retrofit and HVAC controls. Renovated outside back life lab area. 2016-17 Added access control & cameras.

NEW SCHOOL CONSTRUCTION PROJECT S: N/A

Data on school facilities was collected for Liberty High on 10/8/2020.

Lodi Unified School District takes great effort to ensure that all schools are clean, safe and functional. To assist in this effort, the district uses a facility survey instrument developed by the State of California Office of Public School Construction. The results of this survey are available at the school office or the district office. As of October 2020, none of the eight emergency facilities needs specified in Education Code Section 17592.72 (c)(1) exist at Liberty High. These needs include:

- gas leaks
- nonfunctioning heating, ventilation, fire sprinklers, or air-conditioning systems
- electrical power failure
- major sewer line stoppage
- major pest or vermin infestation
- broken windows or exterior doors or gates that will not lock and that pose a security risk
- abatement of hazardous materials previously undiscovered that pose an immediate threat to pupils or staff
- structural damage creating a hazardous or uninhabitable condition

Last updated: 1/7/2021

School Facility Good Repair Status

Year and month of the most recent FIT report: October 2020

System Inspected	Rating	Repair Needed and Action Taken or Planned
Systems: Gas Leaks, Mechanical/HVAC, Sewer	Good	
Interior: Interior Surfaces	Good	
Cleanliness: Overall Cleanliness, Pest/Vermin Infestation	Good	
Electrical: Electrical	Good	
Restrooms/Fountains: Restrooms, Sinks/Fountains	Good	
Safety: Fire Safety, Hazardous Materials	Good	
Structural: Structural Damage, Roofs	Good	
External: Playground/School Grounds, Windows/Doors/Gates/Fences	Good	

Overall Facility Rate

Year and month of the most recent FIT report: October 2020

Overall Rating	Good
----------------	------

Last updated: 1/6/2021

B. Pupil Outcomes

State Priority: Pupil Achievement

The SARC provides the following information relevant to the State priority: Pupil Achievement (Priority 4):

- **Statewide assessments** (i.e., California Assessment of Student Performance and Progress [CAASPP] System, which includes the Smarter Balanced Summative Assessments for students in the general education population and the California Alternate Assessments [CAAs] for English language arts/literacy [ELA] and mathematics given in grades three through eight and grade eleven. Only eligible students may participate in the administration of the CAAs. CAAs items are aligned with alternate achievement standards, which are linked with the Common Core State Standards [CCSS] for students with the most significant cognitive disabilities); and
- The percentage of students who have successfully completed courses that satisfy the requirements for entrance to the University of California and the California State University, or career technical education sequences or programs of study.

**CAASPP Test Results in ELA and Mathematics for All Students
Grades Three through Eight and Grade Eleven
Percentage of Students Meeting or Exceeding the State Standard**

Subject	School 2018–2019	School 2019–2020	District 2018–2019	District 2019–2020	State 2018–2019	State 2019–2020
English Language Arts / Literacy (grades 3-8 and 11)	9.0%	N/A	45.0%	N/A	50%	N/A
Mathematics (grades 3-8 and 11)	0.0%	N/A	34.0%	N/A	39%	N/A

Note: Cells with N/A values do not require data.

Note: The 2019–2020 data are not available. Due to the COVID-19 pandemic, Executive Order N-30-20 was issued which waived the requirement for statewide testing for the 2019–2020 school year. Note: Percentages are not calculated when the number of students tested is ten or less, either because the number of students in this category is too small for statistical accuracy or to protect student privacy.

Note: ELA and mathematics test results include the Smarter Balanced Summative Assessment and the CAA. The "Percent Met or Exceeded" is calculated by taking the total number of students who met or exceeded the standard on the Smarter Balanced Summative Assessment plus the total number of students who met the standard (i.e., achieved Level 3-Alternate) on the CAAs divided by the total number of students who participated in both assessments.

Last updated: 1/18/2021

CAASPP Test Results in ELA by Student Group
Grades Three through Eight and Grade Eleven (School Year 2019–2020)

Student Group	Total Enrollment	Number Tested	Percent Tested	Percent Not Tested	Percent Met or Exceeded
All Students	N/A	N/A	N/A	N/A	N/A
Male	N/A	N/A	N/A	N/A	N/A
Female	N/A	N/A	N/A	N/A	N/A
Black or African American	N/A	N/A	N/A	N/A	N/A
American Indian or Alaska Native	N/A	N/A	N/A	N/A	N/A
Asian	N/A	N/A	N/A	N/A	N/A
Filipino	N/A	N/A	N/A	N/A	N/A
Hispanic or Latino	N/A	N/A	N/A	N/A	N/A
Native Hawaiian or Pacific Islander	N/A	N/A	N/A	N/A	N/A
White	N/A	N/A	N/A	N/A	N/A
Two or More Races	N/A	N/A	N/A	N/A	N/A
Socioeconomically Disadvantaged	N/A	N/A	N/A	N/A	N/A
English Learners	N/A	N/A	N/A	N/A	N/A
Students with Disabilities	N/A	N/A	N/A	N/A	N/A
Students Receiving Migrant Education Services	N/A	N/A	N/A	N/A	N/A
Foster Youth	N/A	N/A	N/A	N/A	N/A
Homeless	N/A	N/A	N/A	N/A	N/A

Note: Cells with N/A values do not require data.

Note: The 2019–2020 data are not available. Due to the COVID-19 pandemic, Executive Order N-30-20 was issued which waived the requirement for statewide testing for the 2019–2020 school year.

Last updated: 1/18/2021

CAASPP Test Results in Mathematics by Student Group
Grades Three through Eight and Grade Eleven (School Year 2019–2020)

Student Group	Total Enrollment	Number Tested	Percent Tested	Percent Not Tested	Percent Met or Exceeded
All Students	N/A	N/A	N/A	N/A	N/A
Male	N/A	N/A	N/A	N/A	N/A
Female	N/A	N/A	N/A	N/A	N/A
Black or African American	N/A	N/A	N/A	N/A	N/A
American Indian or Alaska Native	N/A	N/A	N/A	N/A	N/A
Asian	N/A	N/A	N/A	N/A	N/A
Filipino	N/A	N/A	N/A	N/A	N/A
Hispanic or Latino	N/A	N/A	N/A	N/A	N/A
Native Hawaiian or Pacific Islander	N/A	N/A	N/A	N/A	N/A
White	N/A	N/A	N/A	N/A	N/A
Two or More Races	N/A	N/A	N/A	N/A	N/A
Socioeconomically Disadvantaged	N/A	N/A	N/A	N/A	N/A
English Learners	N/A	N/A	N/A	N/A	N/A
Students with Disabilities	N/A	N/A	N/A	N/A	N/A
Students Receiving Migrant Education Services	N/A	N/A	N/A	N/A	N/A
Foster Youth	N/A	N/A	N/A	N/A	N/A
Homeless	N/A	N/A	N/A	N/A	N/A

Note: Cells with N/A values do not require data.

Note: The 2019–2020 data are not available. Due to the COVID-19 pandemic, Executive Order N-30-20 was issued which waives the requirement for statewide testing for the 2019–2020 school year.

Last updated: 1/18/2021

**CAASPP Test Results in Science for All Students
Grades Five, Eight and High School
Percentage of Students Meeting or Exceeding the State Standard**

Subject	School 2018–2019	School 2019–2020	District 2018–2019	District 2019–2020	State 2018–2019	State 2019–2020
Science (grades 5, 8, and high school)	1	N/A	25	N/A	30	N/A

Note: Cells with N/A values do not require data.

Note: The 2019–2020 data are not available. Due to the COVID-19 pandemic, Executive Order N-30-20 was issued which waived the requirement for statewide testing for the 2019–2020 school year. Note: The new California Science Test (CAST) was first administered operationally in the 2018–2019 school year.

Last updated: 1/21/2021

**CAASPP Tests Results in Science by Student Group
Grades Five, Eight and High School (School Year 2019–2020)**

Student Group	Total Enrollment	Number Tested	Percent Tested	Percent Not Tested	Percent Met or Exceeded
All Students	N/A	N/A	N/A	N/A	N/A
Male	N/A	N/A	N/A	N/A	N/A
Female	N/A	N/A	N/A	N/A	N/A
Black or African American	N/A	N/A	N/A	N/A	N/A
American Indian or Alaska Native	N/A	N/A	N/A	N/A	N/A
Asian	N/A	N/A	N/A	N/A	N/A
Filipino	N/A	N/A	N/A	N/A	N/A
Hispanic or Latino	N/A	N/A	N/A	N/A	N/A
Native Hawaiian or Pacific Islander	N/A	N/A	N/A	N/A	N/A
White	N/A	N/A	N/A	N/A	N/A
Two or More Races	N/A	N/A	N/A	N/A	N/A
Socioeconomically Disadvantaged	N/A	N/A	N/A	N/A	N/A
English Learners	N/A	N/A	N/A	N/A	N/A
Students with Disabilities	N/A	N/A	N/A	N/A	N/A
Students Receiving Migrant Education Services	N/A	N/A	N/A	N/A	N/A
Foster Youth	N/A	N/A	N/A	N/A	N/A
Homeless	N/A	N/A	N/A	N/A	N/A

Note: Cells with N/A values do not require data.

Note: The 2019–2020 data are not available. Due to the COVID-19 pandemic, Executive Order N-30-20 was issued which waived the requirement for statewide testing for the 2019–2020 school year.

Last updated: 1/18/2021

Career Technical Education (CTE) Programs (School Year 2019-20)

Students at Liberty High have the opportunity to participate in CTE courses at Lincoln Technical Academy, the district's Career Technical Education learning center, in which courses are designed with career and college preparation in mind. Liberty High students also have the opportunity to participate in Microsoft Office Certification courses on this campus. Programs and courses offered at Liberty are designed to improve student achievement and success, while continuing to place specific emphasis on the standards-based curriculum.

Last updated: 1/18/2021

Career Technical Education (CTE) Participation (School Year 2019-20)

Measure	CTE Program Participation
Number of Pupils Participating in CTE	93
Percent of Pupils that Complete a CTE Program and Earn a High School Diploma	-
Percent of CTE Courses that are Sequenced or Articulated Between the School and Institutions of Postsecondary Education	100.00%

Last updated: 1/25/2021

Courses for University of California (UC) and/or California State University (CSU) Admission

UC/CSU Course Measure	Percent
2019-20 Pupils Enrolled in Courses Required for UC/CSU Admission	99.22%
2018-19 Graduates Who Completed All Courses Required for UC/CSU Admission	0.00%

Last updated: 1/25/2021

State Priority: Other Pupil Outcomes

The SARC provides the following information relevant to the State priority: Other Pupil Outcomes (Priority 8):

- Pupil outcomes in the subject area of physical education

California Physical Fitness Test Results (School Year 2019–2020)

Grade Level	Percentage of Students Meeting Four of Six Fitness Standards	Percentage of Students Meeting Five of Six Fitness Standards	Percentage of Students Meeting Six of Six Fitness Standards
7	N/A	N/A	N/A

Note: Cells with N/A values do not require data.

Note: The 2019–2020 data are not available. Due to the COVID-19 pandemic, Executive Order N-56-20 was issued which waived the requirement to administer the physical fitness performance test for the 2019–2020 school year.

*Last updated:
1/18/2021*

C. Engagement

State Priority: Parental Involvement

The SARC provides the following information relevant to the State priority: Parental Involvement (Priority 3):

- Efforts the school district makes to seek parent input in making decisions for the school district and each school site

Opportunities for Parental Involvement (School Year 2020-21)

Parents who wish to participate in Liberty High's leadership teams, school committees, school activities, or become volunteers may contact Principal Tamara Dillon at (209) 331-7633.

Please contact the school at (209) 331-7633 to learn about opportunities for parents.

Last updated: 12/19/2019

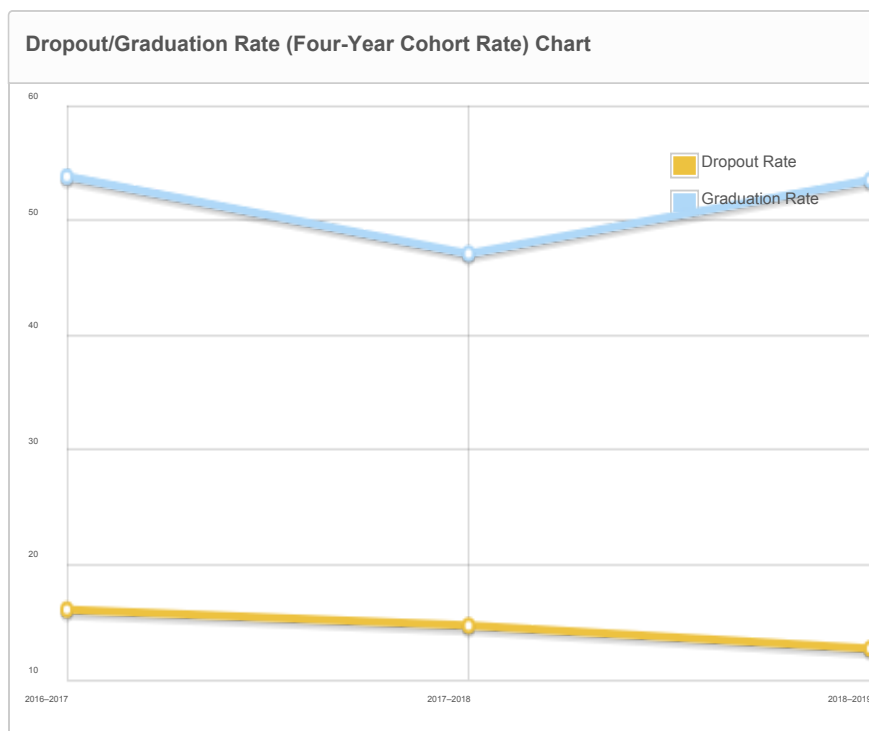
State Priority: Pupil Engagement

The SARC provides the following information relevant to the State priority: Pupil Engagement (Priority 5):

- High school dropout rates; and
- High school graduation rates

Dropout Rate and Graduation Rate (Four-Year Cohort Rate)

Indicator	School	School	School	District	District	District	State	State	State
	2016–2017	2017–2018	2018–2019	2016–2017	2017–2018	2018–2019	2016–2017	2017–2018	2018–2019
Dropout Rate	16.10%	14.70%	12.70%	9.00%	8.50%	5.30%	9.10%	9.60%	9.00%
Graduation Rate	53.80%	47.10%	53.50%	84.10%	85.60%	89.40%	82.70%	83.00%	84.50%



Last updated: 1/23/2021

State Priority: School Climate

The SARC provides the following information relevant to the State priority: School Climate (Priority 6):

- Pupil suspension rates;
- Pupil expulsion rates; and
- Other local measures on the sense of safety

Suspensions and Expulsions

(data collected between July through June, each full school year respectively)

Rate	School 2017–2018	School 2018–2019	District 2017–2018	District 2018–2019	State 2017–2018	State 2018–2019
Suspensions	1.00%	4.50%	4.60%	5.00%	3.50%	3.50%
Expulsions	0.00%	0.00%	0.10%	0.20%	0.10%	0.10%

Suspensions and Expulsions for School Year 2019–2020 Only

(data collected between July through February, partial school year due to the COVID-19 pandemic)

Rate	School 2019–2020	District 2019–2020	State 2019–2020
Suspensions	6.15%	4.86%	2.50%
Expulsions	--	0.14%	0.10%

Note: The 2019–2020 suspensions and expulsions rate data are not comparable to prior year data because the 2019–2020 school year is a partial school year due to the COVID-19 crisis. As such, it would be inappropriate to make any comparisons in rates of suspensions and expulsions in the 2019–2020 school year compared to prior years.

Last updated: 1/22/2021

School Safety Plan (School Year 2020–2021)

A Comprehensive School Safety Plan is in place to address safety issues as well as a school wide plan to eliminate bullying behavior. Key elements of the safety plan include safe school strategies and programs, disaster response procedures, procedures for safe ingress and egress and rules and procedures on school discipline. School wide behavior expectations and discipline policies are consistently applied and students are provided adult supervision at all times. Visitors to the school must sign in at the office and receive a visitor's pass prior to going to classrooms. Visitors must return to the office and sign out upon leaving the school. Our Comprehensive School Safety Plan was last reviewed on 11/13/2019.

Last updated: 1/21/2021

D. Other SARC Information

The information in this section is required to be in the SARC but is not included in the state priorities for LCFF.

Average Class Size and Class Size Distribution (Secondary) (School Year 2017–2018)

Subject	Average Class Size	Number of Classes * 1-22	Number of Classes * 23-32	Number of Classes * 33+
English	16.00	15	2	
Mathematics	12.00	7		
Science	6.00	5		
Social Science	7.00	26		

*Number of classes indicates how many classrooms fall into each size category (a range of total students per classroom). At the secondary school level, this information is reported by subject area rather than grade level.

Average Class Size and Class Size Distribution (Secondary) (School Year 2018–2019)

Subject	Average Class Size	Number of Classes * 1-22	Number of Classes * 23-32	Number of Classes * 33+
English	14.00	19		
Mathematics	11.00	8		
Science	10.00	4		
Social Science	10.00	17		

*Number of classes indicates how many classrooms fall into each size category (a range of total students per classroom). At the secondary school level, this information is reported by subject area rather than grade level.

Average Class Size and Class Size Distribution (Secondary) (School Year 2019–2020)

Subject	Average Class Size	Number of Classes * 1-22	Number of Classes * 23-32	Number of Classes * 33+
English	14.00	13	1	
Mathematics	14.00	7		
Science	6.00	4		
Social Science	15.00	13	1	

*Number of classes indicates how many classrooms fall into each size category (a range of total students per classroom). At the secondary school level, this information is reported by subject area rather than grade level.

Last updated: 1/23/2021

Ratio of Pupils to Academic Counselor (School Year 2019–2020)

Title	Ratio**
Pupils to Academic Counselor*	130.0

*One full time equivalent (FTE) equals one staff member working full time; one FTE could also represent two staff members who each work 50 percent of full time.

Last updated: 1/19/2021

Student Support Services Staff (School Year 2019–2020)

Title	Number of FTE* Assigned to School
Counselor (Academic, Social/Behavioral or Career Development)	1.00
Library Media Teacher (Librarian)	0.00
Library Media Services Staff (Paraprofessional)	0.25
Psychologist	0.00
Social Worker	0.00
Nurse	0.07
Speech/Language/Hearing Specialist	0.00
Resource Specialist (non-teaching)	0.50
Other	0.00

*One Full Time Equivalent (FTE) equals one staff member working full time; one FTE could also represent two staff members who each work 50 percent of full time.

Last updated: 1/24/2021

Expenditures Per Pupil and School Site Teacher Salaries (Fiscal Year 2018–2019)

Level	Total Expenditures Per Pupil	Expenditures Per Pupil (Restricted)	Expenditures Per Pupil (Unrestricted)	Average Teacher Salary
School Site	\$19535.40	\$5323.20	\$14212.20	\$87548.40
District	N/A	N/A	\$8143.10	\$75702.00
Percent Difference – School Site and District	N/A	N/A	54.30%	14.50%
State	N/A	N/A	\$7750.12	\$83052.00
Percent Difference – School Site and State	N/A	N/A	58.80%	5.30%

Last updated: 1/20/2021

Note: Cells with N/A values do not require data.

Types of Services Funded (Fiscal Year 2019–2020)

In addition to services provided with general funding, Lodi Unified School District also provides programs and supplemental services that are funded through either Local Control Funding Formula (LCFF) or other sources. Services vary by school and may include:

- After School Programs
- AVID Programs
- Special Education
- Counseling Services (Academic and Career)
- Extended Day/Year/Summer School
- Supplemental instructional materials
- Enrichment Programs
- Access to Technology
- Social Services
- Athletic Programs
- Program for English Learners

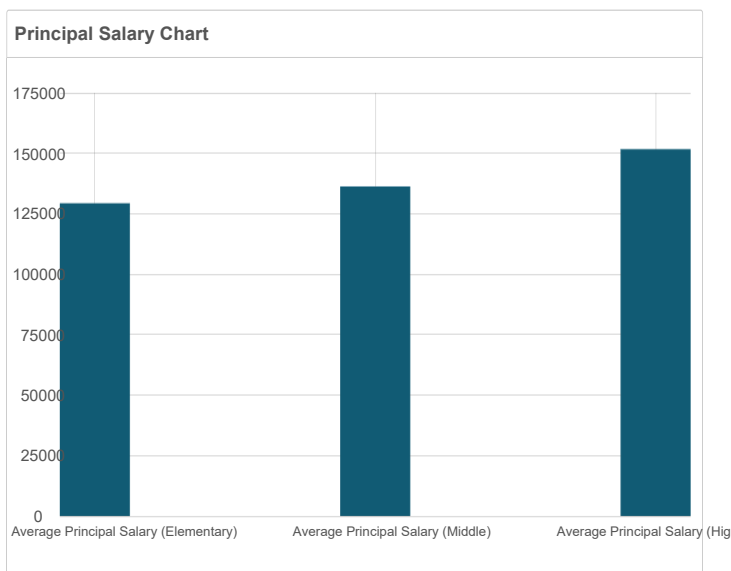
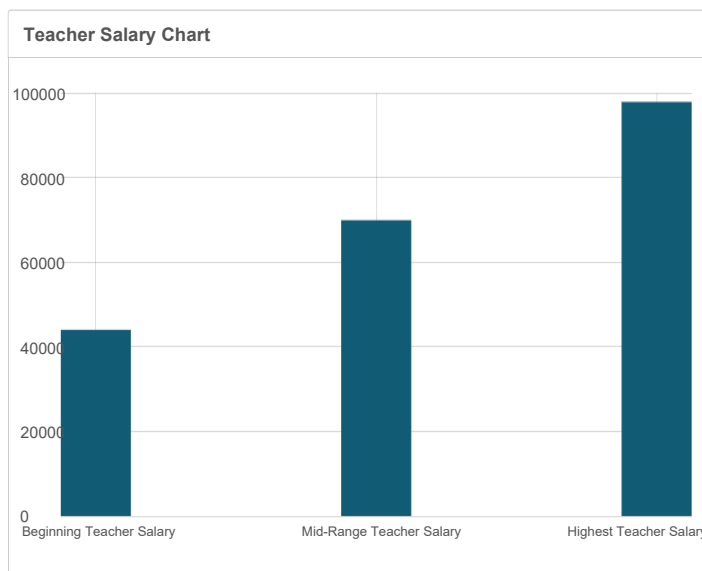
Check with the school principal to get more information about the services that are specific to the school.

Last updated: 1/5/2021

Teacher and Administrative Salaries (Fiscal Year 2018–2019)

Category	District Amount	State Average For Districts In Same Category
Beginning Teacher Salary	\$43,999	\$50,029
Mid-Range Teacher Salary	\$69,903	\$77,680
Highest Teacher Salary	\$97,861	\$102,143
Average Principal Salary (Elementary)	\$129,353	\$128,526
Average Principal Salary (Middle)	\$136,291	\$133,574
Average Principal Salary (High)	\$151,703	\$147,006
Superintendent Salary	\$268,296	\$284,736
Percent of Budget for Teacher Salaries	31.00%	33.00%
Percent of Budget for Administrative Salaries	4.00%	5.00%

For detailed information on salaries, see the CDE Certificated Salaries & Benefits web page at <https://www.cde.ca.gov/ds/fd/csl/>.



Last updated: 1/21/2021

Professional Development

Measure	2018–2019	2019–2020	2020–2021
Number of school days dedicated to Staff Development and Continuous Improvement	2	2	2