


# Holy Book



# Aim

- I can explain what the Jewish Holy Book is and how it is used.

# Success Criteria

- I can explain how the TaNaCH is similar to a library.
- I can explain what the Torah is.
- I can demonstrate how a Yad is used.



# Library



Have you ever been to a library? Think about the school library:

- How many books there are there?
- How are the books organised into sections?



# The TaNaCH



- The TaNaCH is a library of books for Jews written over many years.
- The Torah focuses on teachings and contains the five books of Moses.
- The Nevi'im contains stories of the Prophets.
- The Ketuvim is writings and books which are not particularly related to each other.

## Question

1. How is the TaNaCH like our school library?





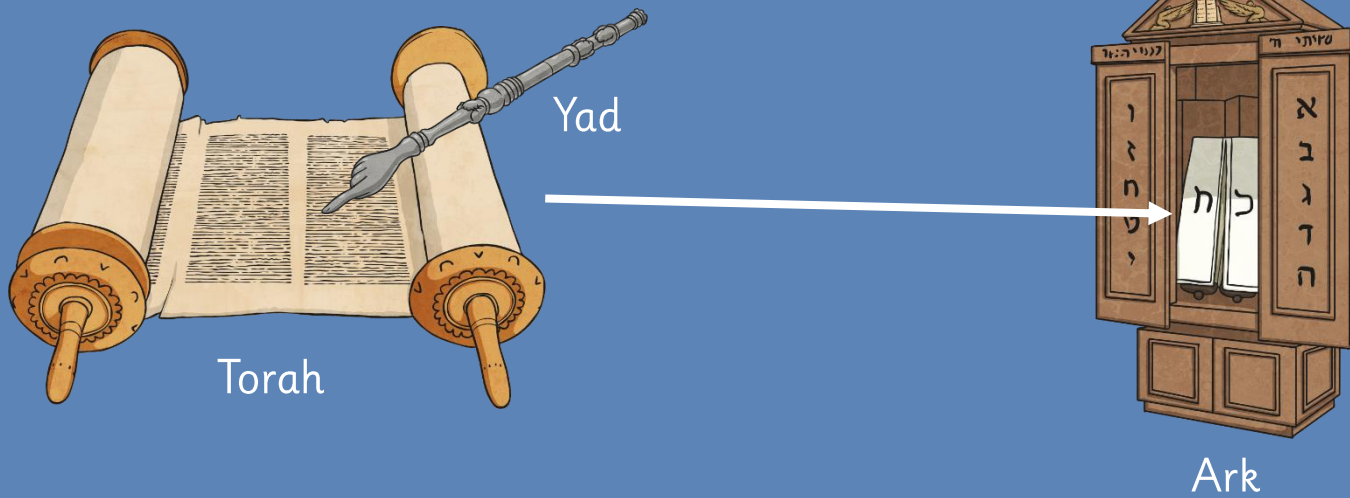
# Torah



The Torah is the most holy Jewish book. It contains the five books of Moses, the laws for Jews (including the Ten Commandments) and ancient stories.

The Torah is stored inside the Ark of the Covenant in the Synagogue and no one is allowed to touch it, so a Yad is used to read it.

Why do you think people shouldn't touch the Torah themselves?



# Torah



The Torah is written in a language called Hebrew. Hebrew is read from right to left. How do we usually read at school?

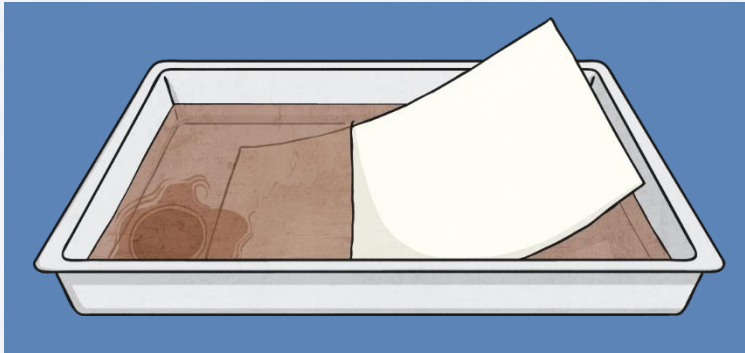

Here is an example of the Hebrew alphabet:

י	ט	ח	ז	ו	ה	ד	ג	ב	א
Yod (Y)	Tet (T)	Chet (Ch)	Zayin (Z)	Vav (V)	He (H)	Dalet (D)	Gimel (G)	Bet (B/V)	Alef (silent)

ע	ס	נ	נ	מ	מ	ל	ך	כ
Alef (silent)	Samech (S)	Nun (N)	Nun (N)	Mem (M)	Mem (M)	Lamed (L)	Khaf (Kh)	Kaf (K/Kh)

ת	ש	ר	ק	ץ	צ	ף	פ
Kaf (K/Kh)	Shin (Sh/S)	Resh (R)	Qof (Q)	Tsadeh (Ts)	Tsadeh (Ts)	Feh (F)	Peh (P/F)

# Scrolls




1. Take your paper that has been dyed with tea.



2. Put Hebrew letters on the paper by cutting some out or by drawing yourself.



3. Stick the dowel rods on either end of the paper.



4. Roll the rods up together to make a scroll and tie with string.



