





		8.45 9.00			10.20 10.35					3.00 3.15							
M																	
<b>Morning physical activity</b> - <a href="http://lumpstartionny.co.uk/">http://lumpstartionny.co.uk/</a>																	
<b>Check-in 1:</b> Welcome and introduction to the first part of the day's remote learning. Staff will explain the phonics and English learning to the children.																	
<b>Phonics</b> Link to <a href="#">T3 WK6 Monday Phonics video 1</a>  Today we are going to be using <b>word building</b>  We are going to say the sound and read the word as we identify the sounds we need to build the word. Once completed we will say the sound and write the word.  <b>blew chew drew</b>			<b>English</b> <b>Learning Objective</b> To expand vocabulary using descriptive language  <b>Success Criteria</b> Describe an animal Describe why it is endangered Describe how we can keep it well loved and safe.  Have a look at the endangered animals booklet. Can you describe why some animals are so precious? How does that make you feel? Why are they in danger and why we should take care of them?  Today you are going to describe the endangered animals, why they are becoming endangered and what we can do to keep these well loved animals safe.  <b>Endangered Animals</b> 			<b>Maths</b> <b>Learning Objective</b> To be able to represent and recognise groups of 10 and count on the ones to find a number.  <b>Success Criteria</b> <b>Remember to...</b> Fill each tens frame until all the counters are used. Look at how many tens you have to see which is the greater number  <b>Click on the Power Point and word document entitled:</b> <a href="#">T3 WK6 Monday Place Value to 50.</a>			<b>Reading</b>  Reading via Bug Club or your allocated reading book(s).   <a href="#">Click here for Bug Club Login</a>			<b>History</b> <b>Learning objective:</b> To find out who Alexander Graham Bell was and what he invented.  <b>Success Criteria:</b> To know who Alexander Graham Bell was.  To describe what the first telephones were like  To describe some of the ways in which telephones have developed.  <b>Click on the link below:</b> <a href="#">T3 WK6 Monday History of communication then and now</a>  <b>See resources to support this activity:</b> <a href="#">T3 W6 Monday History Activity</a>  <b>Activity 1</b>  Making your own telephone! Using the Help Sheet, follow the steps to create a string telephone. Then test out your string telephones to see if you can hear.  <b>Activity 2</b>  Read the diary entry by Charles and answer the questions.			<b>PE</b> <b>Learning challenge:</b> To keep your balance whilst moving like different animals.  <b>Task - Animals:</b> <b>See how far you can balance or move around the ground floor of your house like an animal:</b>  <b>Crab walking:</b> Sit on the floor; feet in front of you and arms behind you, with your fingers pointing forward. Lift your hips off the floor and start "walking" forward by moving alternating arms and legs (left hand - right foot, right hand - left foot). <b>Snake slithering:</b> Slither like a snake. <b>Flamingo balance:</b> Stand on one leg and see how long you can balance for without toppling over. Try with the other leg. <b>Mystery animal:</b> Your turn to choose an animal and move or balance like them.  <b>Remember to:</b> Keep your balance by moving gently and carefully. Look carefully around you, so you don't knock into anything.  <b>Story Time</b> Please share one of your favourite books with an adult, or visit <a href="https://www.bbc.co.uk/iplayer/episodes/b00jdlm2/cbeebies-bedtime-stories">https://www.bbc.co.uk/iplayer/episodes/b00jdlm2/cbeebies-bedtime-stories</a> and choose a story you have not heard before.		
<b>Check-in 2:</b> Mid-morning check-in and to explain the next part of the remote learning																	
<b>Lunch break</b>																	
<b>Check-in 3:</b> <b>Starts Tuesday 12<sup>th</sup> January</b> Story time and thoughts of the day																	






T	<p><b>Morning physical activity</b> - <a href="http://jumpstartionmy.co.uk/">http://jumpstartionmy.co.uk/</a></p>	<p><b>Check-in 1</b></p> <p>Welcome and introduction to the first part of the day's remote learning. Staff will explain the phonics and English learning to the children.</p>	<p><b>Phonics</b></p> <p>Link to <a href="#">T3 WK6 Tuesday Phonics video 2</a></p> <p>Today we are going to be using <b>sound swap</b>.</p> <p>We are going to say the say the sound read the word and identify the sound we need to swap.</p> <p>food&gt;fool&gt;rool&gt;root&gt;hoot&gt;hoop</p>	<p><b>English</b></p> <p><b>Learning Objective</b></p> <p>To recognise and join in with predictable phrases in a poem</p> <p><b>Success Criteria</b></p> <p>Begin to recite by heart Read poetry with appropriate intonation to make the meaning clear To perform poetry using actions and intonation</p> <p><b>Click on the <a href="#">link</a> and read the Poem: 'The Treasures' by Clare Bevan.</b></p> <div data-bbox="575 577 855 662"> </div> <p>When you look at the poem, think about why the poet has linked those particular animals to the treasures she speaks of.</p> <p>Where do the shadows the tiger will give come from? What will happen to the tigers if there were no shadows? How does this make you feel? How would you read or perform this?</p> <p>Today you are going to perform the poem. You will need to highlight the repetitive phrases, add actions and expression. Make sure you practice your poem before your final performance! You can record your performance and upload it on to Purple Mash!</p> <p><b>Handwriting</b></p> <p>Once completed watch the handwriting video to complete lower case 'h' handwriting.</p> <p><a href="https://central.espresso.co.uk/espresso/primary_uk/subject/module/video/item339817/grade1/module1244120/index.html">https://central.espresso.co.uk/espresso/primary_uk/subject/module/video/item339817/grade1/module1244120/index.html</a></p>	<p><b>Maths</b></p> <p><b>Learning Objective</b></p> <p>To be able to use a number track to count on and find missing numbers.</p> <p><b>Success Criteria</b></p> <p><b>Remember to...</b></p> <p>Check your numbers are in order. Make sure you look at which direction you are moving on the number line when counting forwards and backwards.</p> <p><b>Click on the Power Point link below:</b></p> <p><a href="#">T3 WK6 Tuesday Place Value to 50.</a></p>	<p><b>Reading</b></p> <p>Reading via Bug Club or your allocated reading book(s).</p> <div data-bbox="1312 303 1404 403"> </div> <p><a href="#">Click here for Bug Club Login</a></p> <p><b>Break</b></p>	<p><b>Computing</b></p> <p><b>Learning Challenge:</b></p> <p>To understand more about the reliability of information found online.</p> <p><b>Success Criteria:</b></p> <p>I can understand that what I read online may be true, untrue or someone's opinion.</p> <p>Today is <b>Safer Internet Day</b>. We would like you to watch the story 'Detective Digiduck' to find out more about the information you find online. You can find this by clicking on the link below and selecting the author <b>Lindsay Buck</b> reading the story: <a href="https://www.childnet.com/resources/digiduck-stories/detective-digiduck">https://www.childnet.com/resources/digiduck-stories/detective-digiduck</a></p> <div data-bbox="1713 537 1825 651"> </div> <p>Next, please complete the 2Do: <b>Safer Internet Day 2021 KS1 Quiz</b></p> <p>To do this, please <b>log into Purple Mash</b>, using your <b>Log in &amp; password</b> (this is stuck into the inside cover of your Reading Journal).</p> <p><b>Remember:</b></p> <p>Always tell your grown-up if you see anything on the internet or whenever you are online that gives you a funny feeling in your tummy.</p> <p><b>Lunch break</b></p>	<p><b>PE</b></p> <p><b>Learning challenge:</b></p> <p>To dance, whilst maintaining enough balance to keep your tissue on your head!</p> <p><b>Task:</b> Play 'Tissue Dance'.</p> <p><b>Aim:</b> To not let your tissue hit the floor.</p> <p>Place a clean tissue on your head. Now start dancing and moving around the room to some music, but don't let your tissue hit the floor! If your tissue falls off your head, you can catch it as it drops, put it back on your head, and keep playing. How long can you dance for without your tissue touching the floor?</p> <p><b>Remember to:</b></p> <p>Complete your challenge with the minimum of wobble.</p> <p><b>Story Time</b></p> <p>Please share one of your favourite books with an adult, or visit <a href="https://www.bbc.co.uk/iplayer/episodes/b00jdlm2/cbeebies-bedtime-stories">https://www.bbc.co.uk/iplayer/episodes/b00jdlm2/cbeebies-bedtime-stories</a> and choose a story you have not heard before</p> <p><b>Check-in 3:</b></p> <p>Children to read the whole of the day.</p>
---	---	---	---	--	--	--	--	---

[illegible]



												<p>take a photo of your sandwich too!</p> <p><b>Remember:</b> You must have a grown up to help you if you make your sandwich to help you keep safe. Only use ingredients that are in keeping with your dietary requirements.</p>		
--	--	--	--	--	--	--	--	--	--	--	--	--	--	--

T H	<p><b>Morning physical activity</b> - <a href="http://jumpstartjonny.co.uk/">http://jumpstartjonny.co.uk/</a></p>	<p><b>Check-in 1</b></p> <p>Welcome and introduction to the first part of the day's remote learning. Staff will explain the phonics and English learning to the</p> <p><b>Phonics</b>  <a href="#">Link to T3 WK6 Thursday Phonics video 4</a></p> <p>Today we are going to be looking at <b>building polysyllabic words</b></p> <p>We are going to spell polysyllabic words by segmenting them first into syllables, and then each syllable into sounds.</p> <p>blue  bell</p> <p>snoo  ker</p>	<p><b>Break</b></p> <p><b>English</b>  <b>Learning Objective</b>          To understand the importance of keeping our environment clean.</p> <p><b>Success Criteria</b>          Describe why we need to pick up litter          Describe why we shouldn't pick up litter          Share your ideas</p> <p>Thinking about the <a href="#">poem 'The Treasures'</a> discuss what might happen if we don't look after our world and its precious things.</p> <p>Would it be alright to drop a tiny toffee sweet wrapper? Would it make a difference to the huge wide world we live in?          Today you are going to write a debate for and against dropping the sweet wrappers on the floor.</p> <p>You will need to create a range of ideas as to why you should pick up litter, explaining in full sentences what happens when litter is not picked up.          Then create a range of ideas as to why you shouldn't pick up litter.          Once completed share your ideas with your family.</p> 	<p><b>Break</b></p> <p><b>Check-in 2:</b></p> <p>Mid-morning check-in and to explain the next part of the remote learning</p>	<p><b>Maths</b>  <b>Learning Objective</b>          To be able to identify and represent numbers using tens and ones knowledge.</p> <p><b>Success Criteria</b>          Look at how many tens are in the number.</p> <p>Count out carefully the tens and ones.</p> <p>Count the ones as one not ten.</p> <p><b>Click on the link below:</b>  <a href="#">T3 WK56 Thursday Place Value to 50.</a></p>	<p><b>Reading</b></p> <p>Reading via Bug Club or your allocated reading book(s).</p>  <p><a href="#">Click here for Bug Club Login</a></p>	<p><b>Lunch break</b></p> <p><b>R.E</b>  <b>Learning Challenge:</b>          To be able to use my knowledge of the Church and Religious Birth Celebrations to answer questions.</p> <p><b>Success Criteria</b>          I can identify symbols found in a Church.          I can recall the significance of Baptism.          I can recall the significance of events in religious birth celebrations.          I can recognise religious artefacts found in a church and say how they are used.</p> <p>This week we would like you to think about everything you've learned about the Church and Religious Birth Celebrations to help you to answer the <b>RE Term 3 Quiz</b>.</p> <p>To complete this 2DO, please <b>log into Purple Mash</b>, using your <b>Log in &amp; password</b> (this is stuck into the inside cover of your Reading Journal).</p> <p><b>Remember:</b>          Challenge yourself to get the top score of 14/14.</p>	<p><b>PE</b>  <b>Learning challenge</b>          To perform yoga actions.</p> <p>Click on the link to access a yoga exercise.  <a href="#">Cosmic Kids Yoga - YouTube</a></p> <p><b>Remember to:</b>          Take deep breaths as you perform each move.          Make sure you stop for a drink and a rest.</p> <p><b>Story Time</b>          Please share one of your favourite books with an adult, or visit <a href="https://www.bbc.co.uk/iplayer/episodes/b00jdlm2/cbeebies-bedtime-stories">https://www.bbc.co.uk/iplayer/episodes/b00jdlm2/cbeebies-bedtime-stories</a> and choose a story you have not heard before</p>	<p><b>Check-in 3:</b></p> <p>Story time and thoughts of the day</p>
--------	---	--	---	---	--	---	--	---	---

F	Morning physical activity - <a href="http://jumpstartjonny.co.uk/">http://jumpstartjonny.co.uk/</a>	<div>Check-in 1</div> <div>Welcome and introduction to the first part of the day's remote learning. Staff will explain the phonics and English learning to the children.</div> <div><div>Phonics</div><div>Practice your spellings using this link: <a href="https://www.purplemash.com/#~bGF1bmNoZXI9anNhcHBzJTJGZGI5JTJGcXVpenNwJmxhdW5jaGVyTmFtZT1qc2FwcHMlMkZkaXklMkZxdWl6c3AmdXNlcndvcm9U3">https://www.purplemash.com/#~bGF1bmNoZXI9anNhcHBzJTJGZGI5JTJGcXVpenNwJmxhdW5jaGVyTmFtZT1qc2FwcHMlMkZkaXklMkZxdWl6c3AmdXNlcndvcm9U3</a></div><div><table><tr><td>School</td></tr><tr><td>love</td></tr><tr><td>house</td></tr><tr><td>true</td></tr><tr><td>rude</td></tr><tr><td>coupon</td></tr><tr><td>do</td></tr><tr><td>food</td></tr></table></div><div><div>Click on the above link to complete the spelling quiz- Spellings T3 W6</div><div></div><div><div>Handwriting</div><div>Once completed watch the handwriting video to complete lower case 'j' handwriting.</div><div><a href="https://central.espresso.co.uk/espresso/primary_uk/subject/module/video/item/339820/grade1/module1244120/index.html">https://central.espresso.co.uk/espresso/primary_uk/subject/module/video/item/339820/grade1/module1244120/index.html</a></div><div><div></div><div>The username Espresso username – student29349</div><div>Password -Poundhill2016</div></div></div></div></div>	School	love	house	true	rude	coupon	do	food	<div><div>English</div><div>Learning Objective To respond to questions</div><div>Success Criteria Express your views of the book Give reasons for your answers Include capital letters and full stops</div><div>Re-read the book. '10 things to help our world' entitled on the website as: 'T3 W6 Y1 Friday 10 ways to help our world'</div><div>What did you like and/or dislike? Did anything surprise you? Why? Did the book remind you of anything else?</div><div>Today you are going to explain what you liked/disliked, explaining your reasons in full sentences. In addition to explaining what might you do next now to help the world now you have found out lots of interesting facts.</div><div>Now I will ....</div></div> <div>Break</div> <div><div>Check-in 2:</div><div>Mid-morning check-in and to explain the next part of the remote learning</div></div>	<div><div>Maths</div><div>Learning Objective To understand how a place value chart works.</div><div>Success Criteria Think about which part of the number represents the tens and then the ones.</div><div>Think carefully about where to place the tens and ones in the chart. Tens Frame</div><div>Click on the link below:  <a href="#">T3 WK6 Friday Place Value to 50.</a></div><div>Use the resource entitled 'tens frames printable resource'</div></div> <div>Break</div>	<div><div>Reading</div><div>Reading via Bug Club or your allocated reading book(s).</div><div></div><div><a href="#">Click here for Bug Club Login</a></div></div> <div>Break</div>	<div><div>Feel Good Friday: Expressive Art</div><div>Learning Challenge: To talk about the work of a well-known artist. To explain what I like about the work of others</div><div>Success Criteria: I can create a poster about the artist Andy Goldsworthy. I can write about the style of art he is famous for. I can write about the materials he uses. I can say what I like about his art and what his art has inspired me to create.</div><div></div><div>This week we would like you to create a poster all about Andy Goldsworthy. You can create your poster on paper or by completing the 2Do: <b>Andy Goldsworthy Poster.</b></div><div>To do this, please <b>log into Purple Mash</b>, using your <b>Log in &amp; password</b> (this is stuck into the inside cover of your Reading Journal).</div><div>Remember: Please include everything you have learned about Andy Goldsworthy's art over the last few weeks.</div></div> <div>Lunch break</div>	<div><div>Feel good Friday</div><div>Go to our Wellbeing and Nurture web page.</div><div>Click on this <a href="#">link</a> to access it and choose an activity that best supports your Friday afternoon.</div><div>Enjoy your half term.</div><div></div></div> <div>Check-in 3:</div>
School															
love															
house															
true															
rude															
coupon															
do															
food															