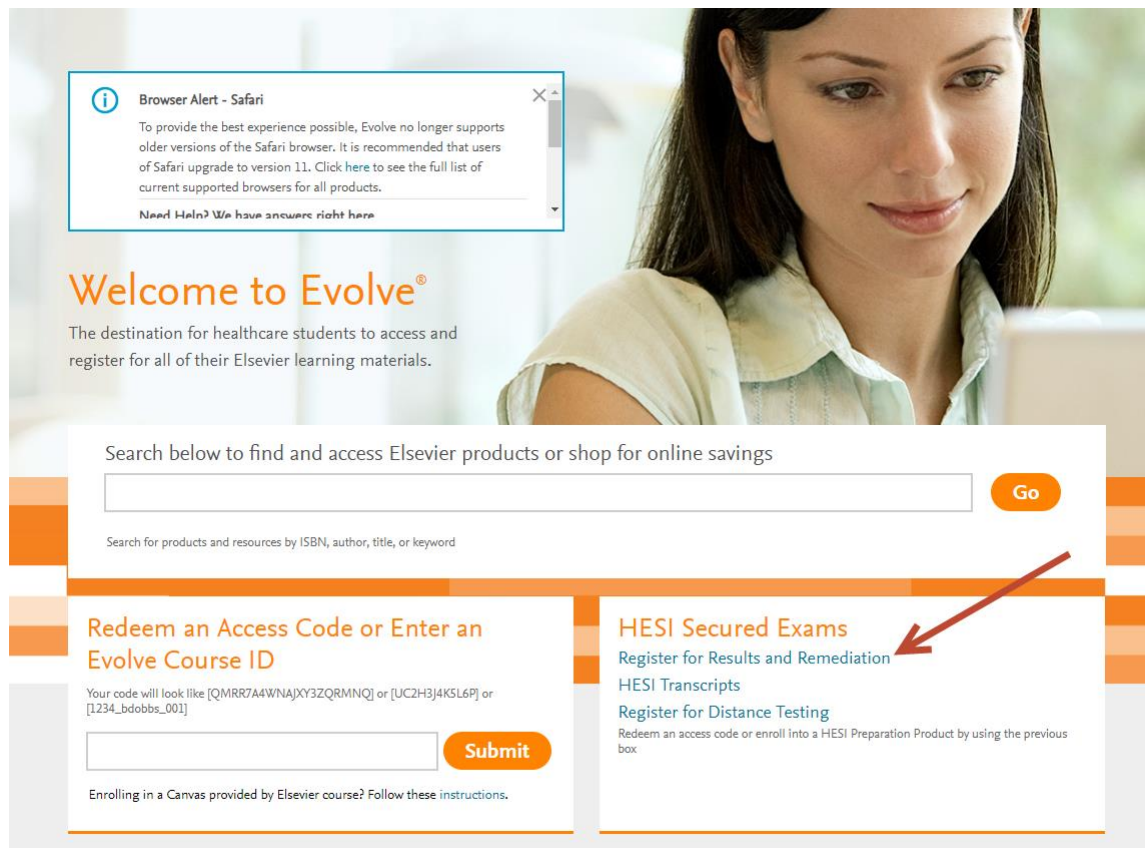


# How do I add HESI Student Access to my Evolve account?


Last updated on 24/07/2018 08.43 AM

Follow these steps to add HESI Student Access to your Evolve account:


1. Go to the [Students Welcome page](#).



2. Click 'Register for results and remediation' in the section 'HESI Secured Exams' on the bottom right side of the screen.
3. Click 'Register'.



ISBN: 9781455728916  
Copyright: 2012  
Imprint: Elsevier  
List Price: \$0.00



### HESI Registration

by HESI

**HESI Assessment**

Registering for HESI is required to take an exam, access reports and remediation, register for distance testing exams, and make exam and package payments.  
**To add HESI Student Access to your new or existing Evolve Account, click the "Register" button.**  
 If you have already registered for HESI, your scoring results and remediation can be accessed by logging in to Evolve.

**Authors**

HESI


Related Products

**\$0.00**

[Register](#)

4. Click 'Checkout/Redeem' to continue.

## My Cart

	HESI Registration	Qty	Price
	<p>\$0.00</p> <p>HESI</p> <p><b>HESI Assessment</b></p> <p>ISBN: 9781455728916 Copyright: 2012</p>	<input style="width: 30px;" type="text" value="1"/>	<p><b>\$0.00</b></p> <p><a href="#">Remove</a></p>

🔍 Promotion code

[Apply](#)

[< Continue shopping](#)

**U.S. orders only.**  
For international orders, please visit [www.elsevier.com](http://www.elsevier.com).

Subtotal: **\$0.00**

Discount/Promotion: **(\$0.00)**

Shipping: **Free**

[Cancel Order](#)  
(Your shopping cart will not be saved.)

Total (before tax): **\$0.00**

[Checkout / Redeem](#)


5. Either login with your username and password and click 'Login', or register for an account with Evolve and click 'Continue'.


6. Click 'Checkout/Redeem'

# My Cart

1. Review & Submit

2. Confirmation

	<b>HESI Registration</b> \$0.00 HESI HESI Assessment ISBN: 9781455728916 Copyright: 2012	Qty <input type="text" value="1"/>	Price <b>\$0.00</b> <a href="#">Remove</a>
-----------------------------------------------------------------------------------	------------------------------------------------------------------------------------------------------	---------------------------------------	--------------------------------------------------

 Promotion code

[Apply](#)

Subtotal: **\$0.00**  
Discount/Promotion: **(\$0.00)**  
Shipping: **Free**  
Estimated Tax (0%): **\$0.00**

[Cancel Order](#)  
(Your shopping cart will not be saved.)

Total : **\$0.00**

[Checkout / Redeem](#)

7. The last page shows a confirmation of your request.

8. Click 'My Evolve' in the top right corner of the page to go to your courses and resources.

9. Click 'HESI Assessment Student Access' to access the HESI Assessment center.

After completing these steps you will have added HESI Student Access to your new or existing Evolve Account.

[https://service.elsevier.com/app/answers/detail/a\\_id/8204/supporthub/hesi/p/10912/](https://service.elsevier.com/app/answers/detail/a_id/8204/supporthub/hesi/p/10912/)