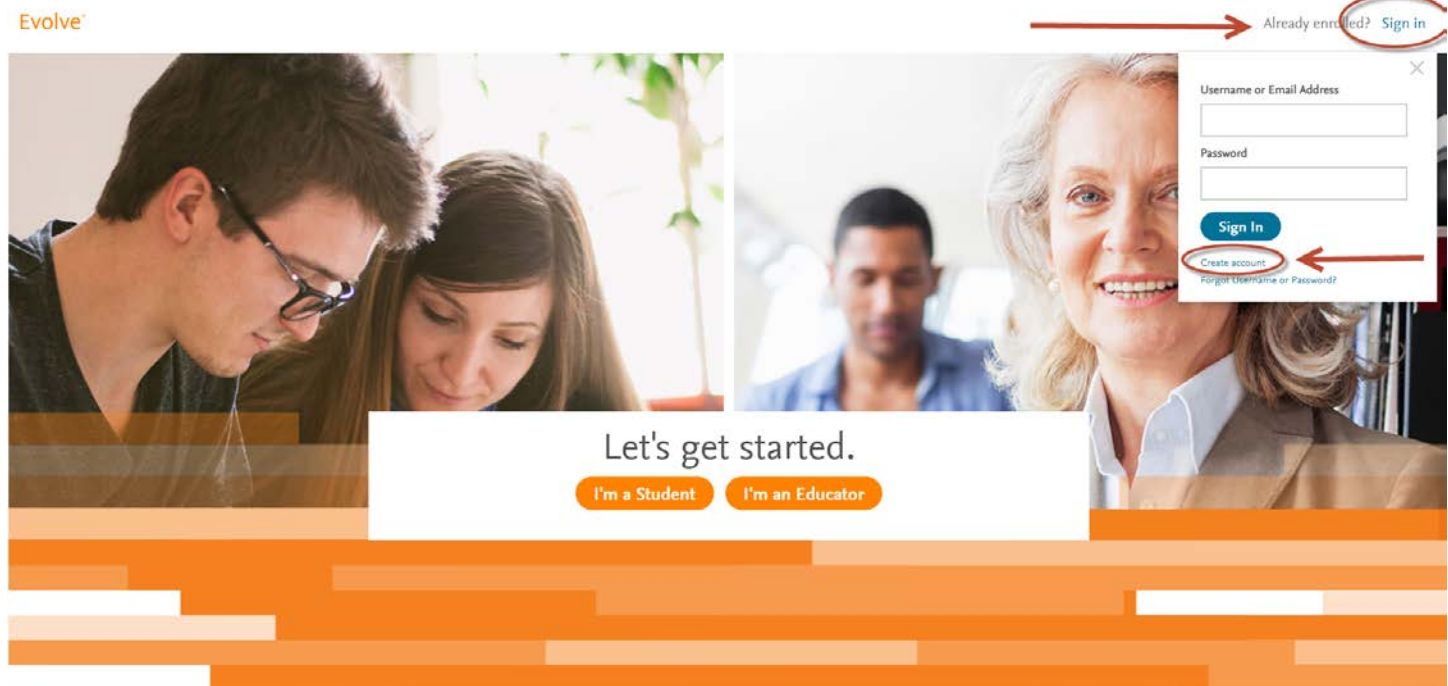


## Getting Started with Evolve

You will need to an active Evolve Account to gain access to the digital products required in your program. Please follow the instructions to create or find your account and be sure **to redeem your access codes from Evolve**. You will then be able to access your materials through your instructor's Blackboard Course.

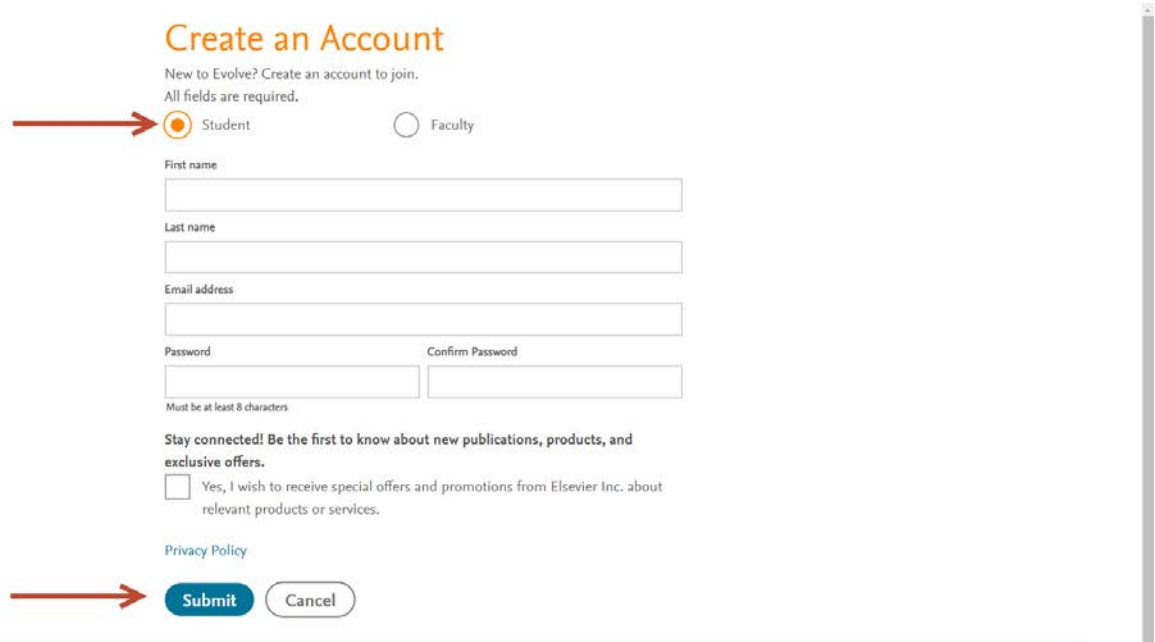
If you **do not** have an Evolve account, creating one is quite simple – just like setting up an account for email, Amazon, social media, etc...

Please go to <https://evolve.elsevier.com/cs/> and select **Sign in** followed by **Create account** at the top right:



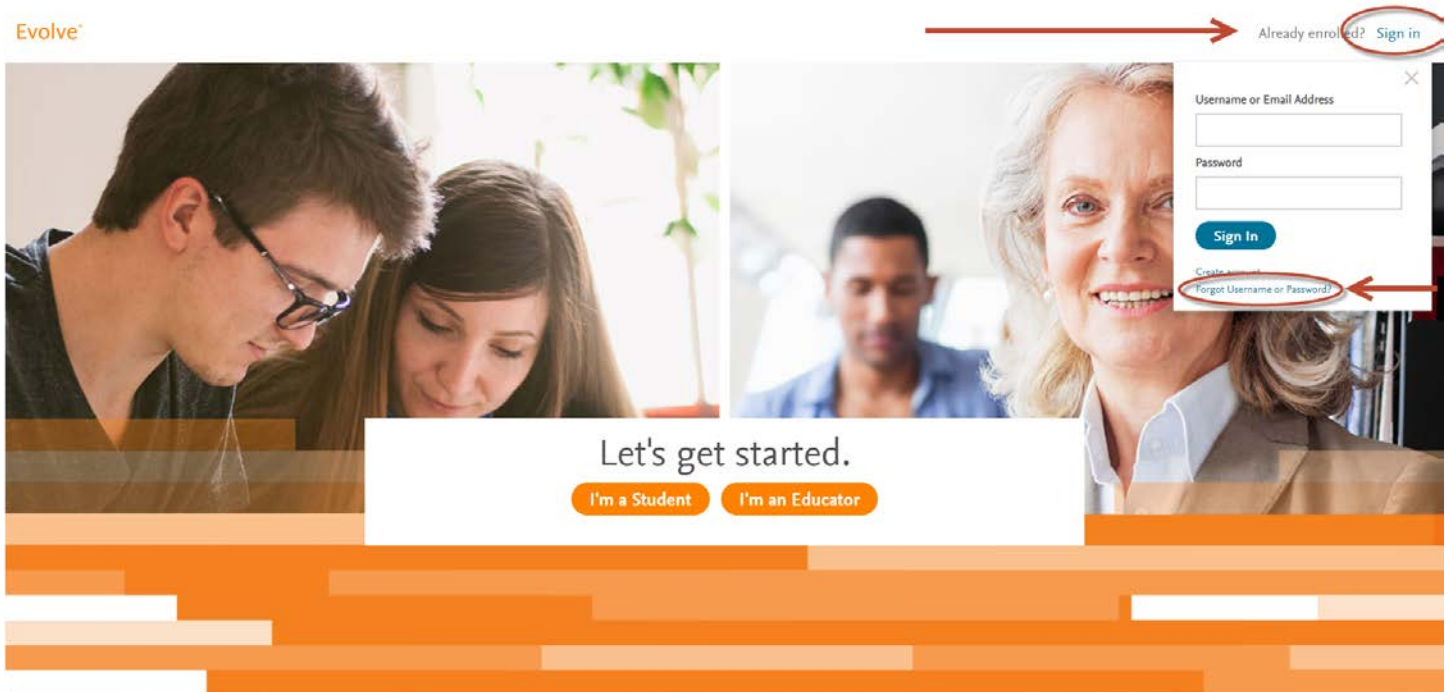
The screenshot shows the Evolve website homepage. At the top left is the Evolve logo. On the right, there is a navigation menu with "Already enrolled? Sign in" circled in red, and a red arrow pointing to it from the left. Below the navigation menu is a large banner with the text "Let's get started." and two buttons: "I'm a Student" and "I'm an Educator". On the right side of the banner, there is a sign-in modal window with fields for "Username or Email Address" and "Password", a "Sign In" button, and a "Create account" link circled in red with a red arrow pointing to it from the left. Below the banner is a large orange decorative bar.

Follow the instructions to create an account:



The screenshot shows the "Create an Account" form. At the top, it says "Create an Account" and "New to Evolve? Create an account to join. All fields are required." Below this are two radio buttons: "Student" (selected) and "Faculty". There are four input fields: "First name", "Last name", "Email address", and "Password". The "Password" field has a note "Must be at least 8 characters" below it. To the right of the "Password" field is a "Confirm Password" field. Below the input fields is a checkbox with the text "Yes, I wish to receive special offers and promotions from Elsevier Inc. about relevant products or services." Below the checkbox is a link for "Privacy Policy". At the bottom of the form are two buttons: "Submit" and "Cancel". A red arrow points to the "Submit" button.

If you **do** have an Evolve account but forgot your username/password, please select **Forgot Username or Password**:



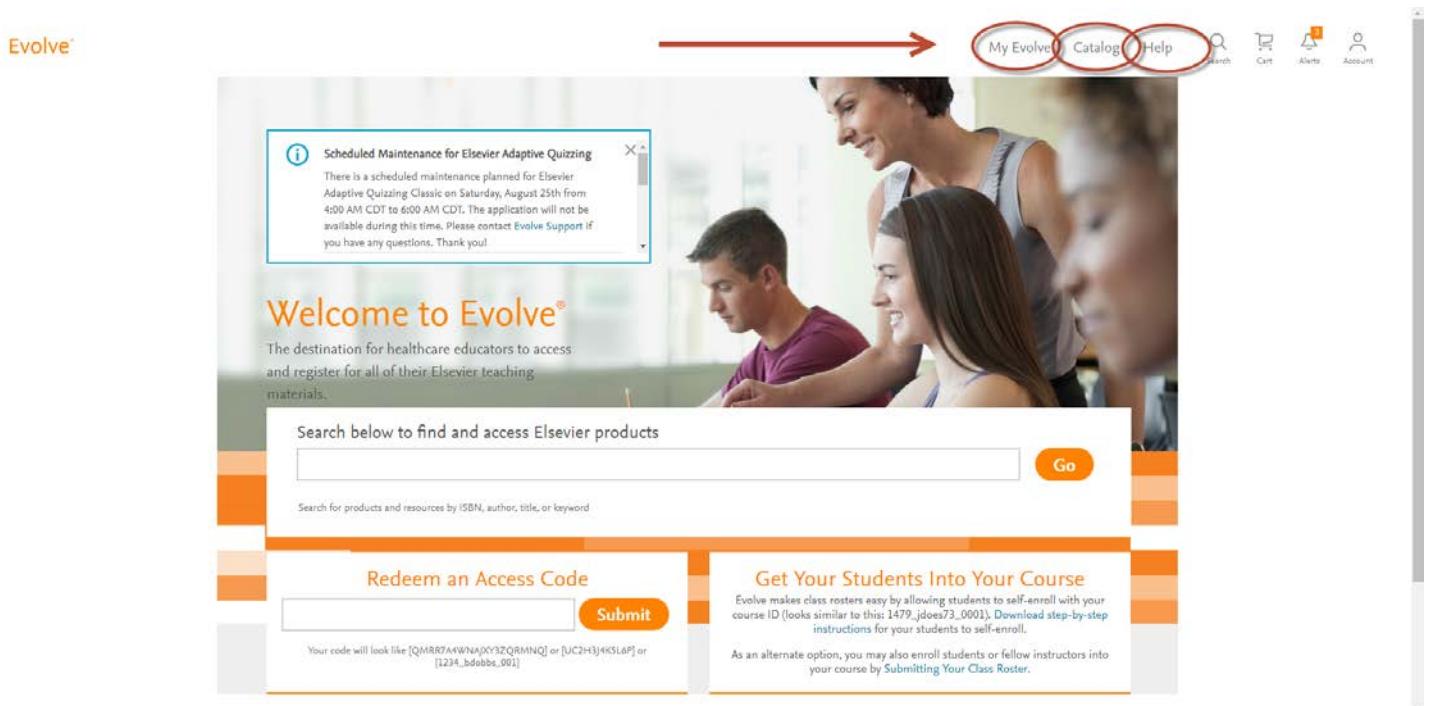
Once you are logged in, please bookmark this page and keep your Username and Password handy!

There are three important tabs on Evolve that you will use the most:

**Catalog** – Register for your online products, free textbook resources, etc

**My Evolve** - Access to VitalSource eBook library, free textbook resources, self-study courses

**Help** – Direct link to our Support Team (*Online and Chat – 24 hours / Phone – M-Su 7am-1am*)



Additional training and resources can be found at our Student Life website: <https://evolve.elsevier.com/studentlife/>

**Welcome to Evolve!**