

Haverford High School

Counseling Office

February 2021

Mid-Year Transcript Requests:

Mid-Year Transcript requests are now being accepted. If you are unsure about whether you are required to send Mid-Year Transcripts, please check your Common App account, the College's website, or your individual student portal.

February 9th
Covering the Gap -
Pieces of the Puzzle to
Help Pay Your
Education Bill

**Class
of 2021**

February 10th: Understanding Your Financial Award Letter Webinar presented by Fred Amrein. This event will help families understand the components of the financial aid award letter, evaluate the true out of pocket cost of college, compare award letters in the same format, and understand how to appeal the award letter if your financial circumstance has changed.

Local Scholarships and Awards:

Each year, over 20 scholarships and awards provided by local organizations, alumni groups, and community members are awarded to Haverford High School seniors. The application for these local HHS scholarships and awards will be available on the Haverford High School Counseling Department website from Friday, February 26th until Friday, March 19th. The application will close at 3:00 pm on March 19th.

AP Exam Registration:

Students will be registering for AP exams through the AP website/classroom at the beginning of their semester two classes. They will do so by using an access code that their AP teachers will provide in class. College Board is offering online and in-person testing options; they are still working out the exact details at this time. As of now, the plan is for HHS students to take exams in May. Students should register to take the exam, they can decide later if they would like to cancel. There is no fee penalty for canceling. Payment for exams will be collected on the day of the exam.

Exams are \$95 each (\$20 for students on the free/reduced lunch program). We will be sending out more information as it becomes available.

Please use this link to learn more about the [AP credit Policy and earning college credits through AP courses.](#)

Changes to Your Family's Financial Situation?

If you or your family's financial situation has changed significantly from what is reflected on your federal income tax return (e.g., if you've lost a job or have experienced a drop in income), you may be eligible to have your financial aid adjusted. Complete the FAFSA questions as instructed on the application (including the transfer of tax return and income information), submit your FAFSA form, then contact the school you plan to attend to discuss how your current financial situation has changed.





Additional Resources:

September 30, 2020:
[FAFSA and Paying for College](#)
presented by Fred Amrein

November 11, 2020:
[HHS Financial Aid Night Presentation](#)

January 6, 2021:
[Saving for College Webinar](#)
presented by Fred Amrein

You've been accepted to college, now what should you do?

Congratulations! Being accepted to college is the hardest part. You now need to figure out which college is the best fit for you. Looking at several different options will hopefully help you and your family to make the best decision.

- 1. Celebrate!** You have worked hard and should be proud of all that you have accomplished!
- 2. Be patient and consider all of your options** You may have been accepted to one or some of your schools, but it is best to wait until you have all of your decisions back to weigh all of your options, unless you applied Early Decision. If you applied Early Decision, you will need to submit a deposit and withdraw all of your other applications.
- 3. Compare the \$\$\$** Sometimes you will receive a financial award letter with your acceptance, but in other cases, it may come later. It is important to compare the financial details of each school. This can be done using a spreadsheet to compare the bottom lines. What initially appears as the cheapest is not always the least expensive when you consider grants and institutional scholarships.
- 4. Attend an accepted students day or visit the campus again** Visit the campus to see how it feels and if you feel like it is a good fit for you. This will also give you a chance to connect with other students who have been accepted.
- 5. Research** Do a little extra research and make a pros and cons list. Look at what students are doing who have graduated from the school, what options are available to students who are there, and the co-op & internship opportunities.
- 6. Commit** Once you have decided on your school, send in the deposit \$ and make your decision official. Remember that you have until May 1st to decide, but can make a decision prior to then as well.
- 7. Keep working hard** Getting into college is the hardest part, but you must remember to keep up your grades and keep working until the very end. You have been accepted, but your acceptance is conditional until the school receives your final transcripts.

PHEAA (Pennsylvania Higher Education Assistance Agency) presents tips on Scholarships:

Scholarships, unlike student loans, don't have to be repaid and can reduce the cost of college. The more free money, in the form of scholarships and grants, that you find to help pay for college, the less you'll have to finance. Click on the link below for information about eligibility, searching, and applying from PHEAA (Pennsylvania Higher Education Assistance Agency)

Scholarship Tips

Scholarship websites to check out:

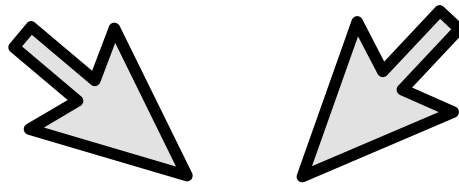
- [CollegeBoard](#)
- [CollegeXpress](#)
- [College Scholarships](#)
- [FastWeb](#)
- [finaid](#)
- [Go College](#)
- [Going Merry](#)
- [SallieMae](#)
- [Scholarship America](#)
- [Scholarship Monkey](#)
- [scholarships.com](#)
- [Scholly](#)



**Class
of
2022**

**Class
of
2023**

**Class
of
2024**



Delaware County Technical School Programs:

The Counseling Office is now accepting applications to the Delaware County Technical School Programs (including Medical Careers). All applications are due to the Counseling Office by February 18th. [Click here for detailed application information.](#)

Keystone Virtual College Exploration Program:

- Offered by PACAC (Pennsylvania Association for College Admission Counseling)
- Visit www.pacac.org/virtual
- Over 300 participating colleges and universities, representing 34 states and 7 countries
- View recorded presentations and information sessions on college planning, career information, financial aid & scholarships, skilled trades, non-college training programs, and more!

NACAC (National Association for College Admission Counseling) virtual college fairs:

- **College Fairs**
[February 28th](#), [March 21st](#), and [May 2nd](#), 1:00 pm - 7:00 pm
Over 500 participating colleges and universities.
- **STEM Fair:** [March 7th](#), 1:00 pm - 5:00 pm
Over 150 participating colleges and universities.
- **Performing & Visual Arts Fair:** [March 16th](#), 4:00 pm - 8:00 pm
Over 80 participating colleges and universities.

Things to do:

- Create a personal email address that can be used for post-high school planning. Your school district email should **not** be used.
- If you are an 11th grade student planning to attend a post-high school institution, use this newly created personal email address to signup/register on CollegeBoard and ACT to take the SAT or ACT this Spring.

College Board updates:

- Click here to find the CollegeBoard's [SAT Related Coronavirus Updates](#) including testing dates and registration details.
- Click here for free [SAT Practice](#).
- Click here for free online resources provided by [CollegeBoard](#) and [Khan Academy®](#). Resources include full-length practice tests and personalized learning tools.
- College Board is no longer offering SAT Subject Tests.
- College Board will discontinue the optional SAT essay after the June 2021 administration.

ACT updates:

- Click here to find [ACT's up to date registration information](#) including test dates and registration deadlines.
- Click here for [ACT Test Prep](#).
- ACT Test Prep resources include:
 - ACT Academy: a free online learning resource for students
 - Live and On-Demand webinars for students and parents
 - Free Study Guide which includes practice questions, complete practice tests with scoring keys, and a writing prompt.
 - Practice for each subject area.

Planning ahead:

- Continue to use and familiarize yourself with Naviance to identify your interests, research careers and colleges, organize personal data, and maintain a list of prospective colleges.
- Continue to explore your post high school options by gathering information. Visit and use the Counseling website, email your Counselor, use the tools in Naviance, look at websites, and talk to friends, family and recent graduates of Haverford to gather information on careers, majors and schools.
- Attend virtual college and career events.
- Communicate virtually with schools following the recommendations listed in this communication.
- If you are interested in playing sports in college, research the National College Athletic Association (NCAA) eligibility requirements.
- If applicable, start to gather material for a portfolio (drama, music, art, sports, etc.).

Logging into Naviance:

Log into Naviance:

1. Go to your portal:

<https://clever.com/in/haverfordsd>

2. Log in with your Clever username and password:

Username: Google username

Password: Google password

3. Click on the Naviance icon in your portal

Continue to utilize Naviance, a comprehensive post high school planning tool, to explore possible post high school options, identify your interests, research careers and colleges, maintain a list of prospective colleges and update your Activities Record.

Be sure to read details regarding AP registration on the first page of this newsletter.

Check out the Counseling website!

The website includes many resources including the School Profile, new video tutorials, and upcoming events.

Tips on Researching Post High School Institutions Virtually:

- Talk to students who attend the Post High School Institution that you are interested in.
- Contact the admissions office and ask them to help you connect with a student to ask them about their experience.
- Delve into each school's website. Explore widely those things that matter to you. Sign up to be on the mailing list for every school you're considering. This will demonstrate your interest to the college, and keep you updated on virtual happenings at the school including admissions information sessions, tours, and other programming opportunities.
- Read college-sponsored and student-sponsored newspapers.

Examples of virtual communication that Post High School Institutions are offering:

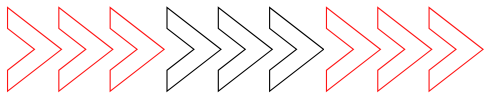
- Virtual experience/tour pages where students can easily engage with the school's community
- 1-on-1 video chats with admission and financial aid counselors
- Live and pre-recorded information sessions & Webinars on various academic and student life topics
- Small-group Zoom chats with faculty
- Inviting prospective students to "sit-in" on their online courses since they can't attend a class on campus
- Posting on social media sites: Instagram and Twitter

Planning checklists:

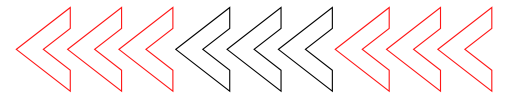
Freshman Year
Sophomore Year
Junior Year

Counselor Appointments:

Scheduling an appointment with your Counselor through Canvas. Watch this how to video.



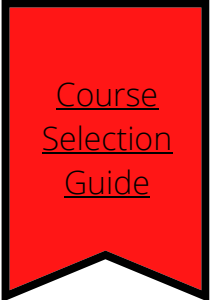
Course Selection



Students, their parents, counselors, and teachers should all be involved in the course selection process. Ultimately, it is each student's responsibility to choose those courses which will best meet his or her own needs and interests. The choice should be a well-informed one, based on knowledge of the requirements for entrance into various occupations, colleges, or technical schools. An ideal schedule should challenge but not overwhelm students leading them toward some occupational or educational goal. A careful reading of this guide is a good starting point. Further research and consultation with counselors, teachers, and other knowledgeable people may be necessary before students and their parents can make wise decisions.

To choose a program that will interest you and fulfill your personal and academic needs, follow these steps.

1. Become familiar with the requirements of the occupation, technical school, or college in which you are interested.
2. Become familiar with requirements for graduation from Haverford High School.
3. Listen and ask questions as your teachers discuss course selection in class.
4. See your School Counselor if you need help. The choice of a proper schedule of studies lies with you and your parents.



Graduation Requirements:

26.5 credits are required for graduation

English	4.0 credits
Mathematics	4.0 credits
Social Studies	4.0 credits
Science	4.0 credits
Arts and Humanities	2.0 credits
Physical Education and Health	1.5 credits
Electives	7.0 credits

Grade Point Average (GPA):

Grade Point Average or GPA is calculated each semester as classes are completed. Each final course letter grade is assigned a point value. The unweighted GPA is calculated by taking the credit for the class and multiplying it by the point value assigned to the letter grade. Then, add up all of the multiplied values and divide by the total number of credits.

Career Readiness:

February 12th

Class of 2022: [Career Key Assessment in Naviance](#)

Class of 2023: [Delaware County Technical School \(DCTS\) Presentation](#)

Class of 2024: [Introduction to Naviance](#)

Classes taken at the honors or AP level have a different point value (unweighted point value x 1.25 = weighted point value). Students who take honors and AP classes will have a weighted GPA that differs from the unweighted GPA. There are no points awarded to classes that are taken Pass/Fail.

