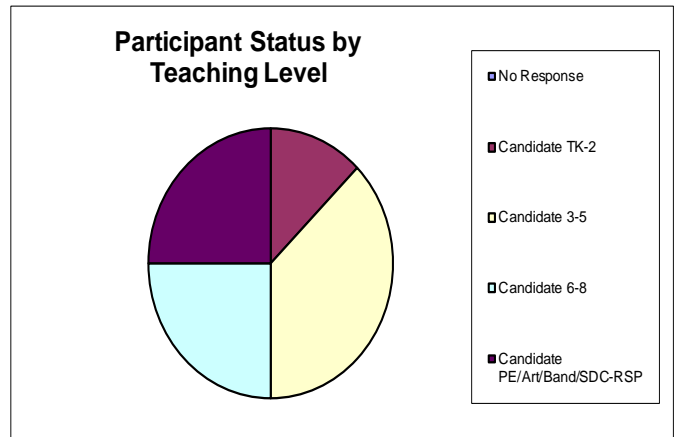


## HANFORD ELEMENTARY SCHOOL DISTRICT NEW TEACHER INDUCTION PROGRAM FEEDBACK REPORT

Tracking ID	Goal	Name	Date
TECH1-20		Technology Day 1	11-5-20

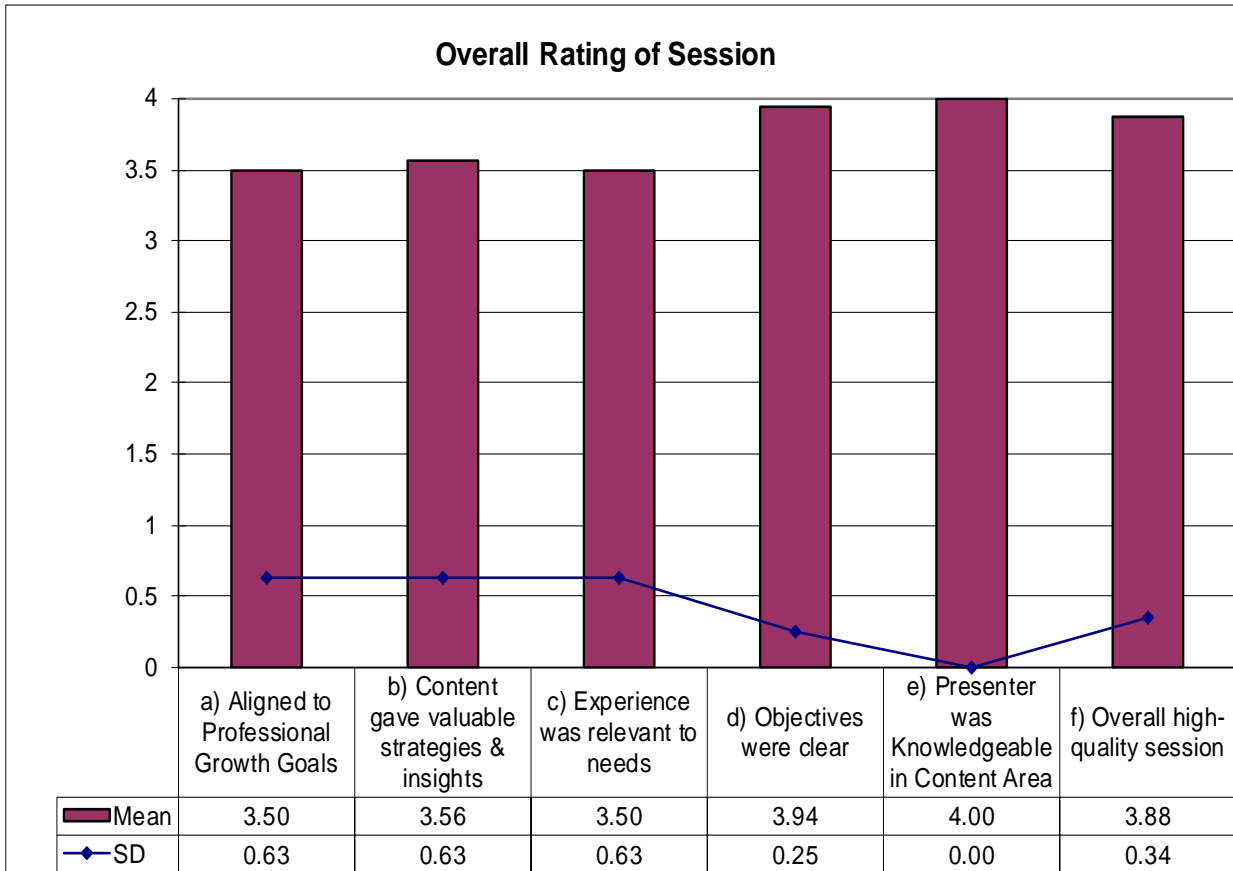
### Demographic Information

Participant Status by Teaching Level	Number	Percentage
All Participants	16	
Multiple Responses	0	0.00%
No Response	0	0.00%
Candidate TK-2	2	12.50%
Candidate 3-5	6	37.50%
Candidate 6-8	4	25.00%
Candidate PE/Art/Band/SDC-RSP	4	25.00%

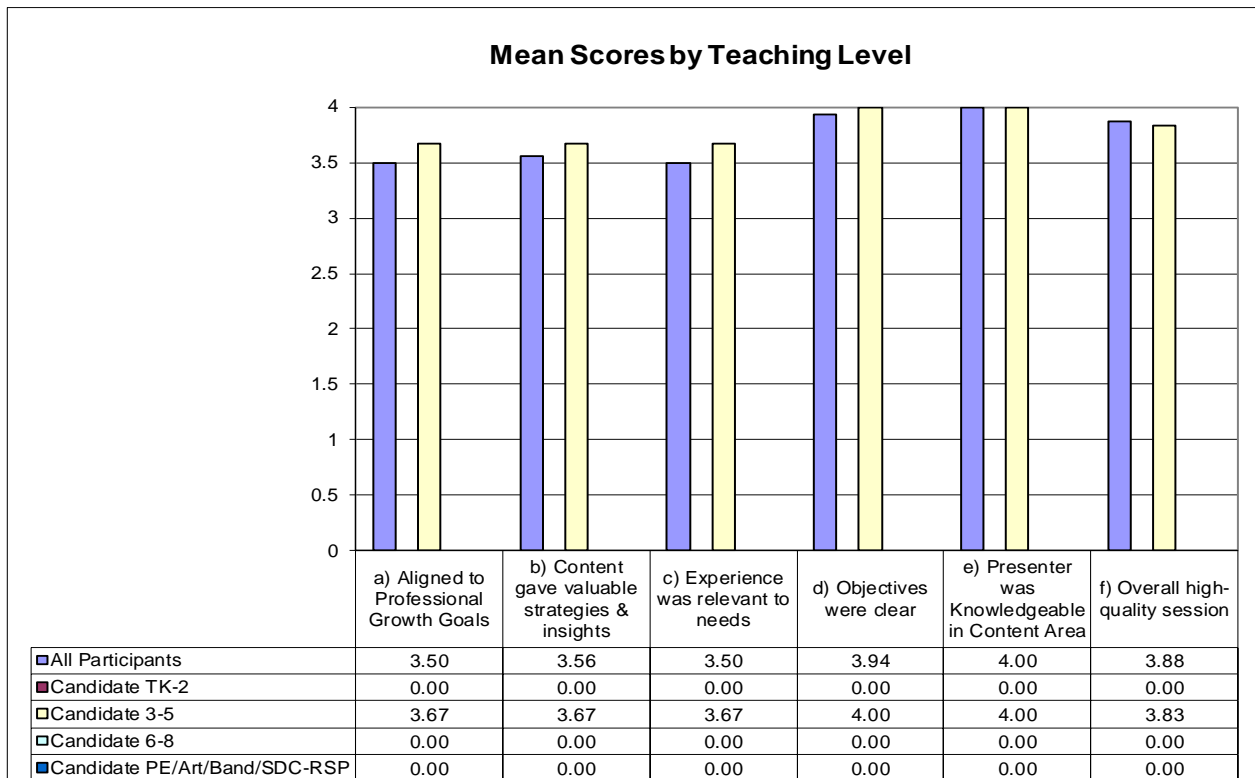


### Table of Responses

Questions	Frequency				Mean	SD
	1	2	3	4		
a) Aligned to Professional Growth Goals	0.00%	6.25%	37.50%	56.25%	3.50	0.63
b) Content gave valuable strategies & insights	0.00%	6.25%	31.25%	62.50%	3.56	0.63
c) Experience was relevant to needs	0.00%	6.25%	37.50%	56.25%	3.50	0.63
d) Objectives were clear	0.00%	0.00%	6.25%	93.75%	3.94	0.25
e) Presenter was Knowledgeable in Content Area	0.00%	0.00%	0.00%	100.00%	4.00	0.00
f) Overall high-quality session	0.00%	0.00%	12.50%	87.50%	3.88	0.34



### Disaggregated Responses



## Qualitative Question Results

### What are the key learnings you will take away from this experience?

- A key learning that I can take from this PD is to organize content into one note for future lessons or units of study. It can be used as a collaboration area for different teams, may be helpful for collaborating with colleagues since we are unable to meet in person.
- Having a single space to keep all material related to class instruction would be helpful.
- I appreciated that One Note allows us to push out notes to our students that we work on all together. It will also alleviate the amount of copies I will be using for my class.
- I appreciated the insight about one note. I feel that I can use it for my 4-6 graders! It would be great for goal setting and progress monitoring.
- I can use OneNote as a tool to have students communicate more with me.
- I learned that One Note is a very resourceful tool to use with students. It is also a great place to store teacher resources, such as units that you have developed, and then you can access them at a later date. One Note gives you the capability to record voice messages and use virtual stickers.
- I really liked getting a chance to work in small groups and talk to other teachers about how to incorporate what we learned into our own practice. I also liked seeing examples of how other teachers were using OneNote with class agendas and check off list!
- I want to utilize One Note more as a collaborative space for my students. They are missing out with engaging with their peers while distance learning and giving them multiple modalities in order to express themselves to their peers is another invaluable engagement tool that is necessary for them to grow and succeed with their learning.
- I will be implementing what I learned about OneNote in the planning of lessons as well as a place to store activities and links for later use.
- More efficient use of OneNote
- My take away is the confidence I have gained with One Note. This program has intimidated since the Writing NTN. I have a much better understanding of One Note and plan to explore it more.
- One of the key factors I took away from this NTN is the fact that we can use the Class Notebook on Teams. I had not currently used this feature before, but I believe that it can be utilized in my band classes. I can hold open discussions about different music genres or favorite pieces that students want to share. I have had some students already ask to share music that they listen to and this area might be the place to do it. OneNote allows for an infinite amount of space to collaborate and is already inspiring me to come up with a variety of different assignments for my students.
- OneNote is a fantastic resource that can be used to organize teacher work/planning, organize student work/planning, or facilitate student collaboration.
- Organizing classroom using One Note
- The key learnings that I will take away from this experience is how to use technology (Microsoft OneNote) to plan and implement in the classroom.
- The key learnings that I will take away from this experience is on using One Note. I learned that you can individualize student assignments and distribute the pages to provide feedback on the spot. I also learned about the collaborative space and consider using collaborative after students have practice on notebook independently.

### How will I apply what I have learned?

- I can possibly utilize this platform to house student written work/portfolios or research assignments.

- I can start by developing a collaborative space page on One Note and set the expectations for my students and being implementing it immediately.
- I can use OneNote to post different sight-reading examples. Students will be able to play this “random” example of music and then write the letters under each note. I would be able to observe this process on the live documents while still staying private from other students. This will allow me to give them immediate feedback that will stay on the document until the student views it. I like this idea because students will get their sight-reading practice in at home and then immediately get note-naming practice after.
- I have been using One Notebook all year. I wasn't aware that I could record voice messages and give my students feedback that way. I also didn't know about the stickers feature. I will definitely try to incorporate both of these features when grading my students assignments in One Notebook.
- I plan on applying what I have learned by using OneNote to conduct my planning and compile my resources.
- I plan to use this to collaborate with individual students as a writing conferring notebook and provide feedback that students can go back to and use as a resource.
- I will apply One Note to differentiate assignments. I will like to use it as we transition to in-person learning since I think it will be easier to set expectations in-person. Things that I will like to teach students is how to do the basics of One Note such as the draw features, the record and typing. Also, I think it will be essential to teach students about the "undo" button since students always seem to move things to unwanted places.
- I will attempt to incorporate one note into RSP/GENED collaboration.
- I will be starting to make a data base of links and activities.
- I will begin storing content on one note so that I can plan for future units of study.
- I will begin to implement One Note for my students to use for their personal notes and notes that we take in class as well. I love that some students can use One Note as collaboration space as well.
- I will start to use OneNote a lot more often in my DL class. I have explored using OneNote this year but I wasn't sure how to organize it enough to use it as a formative assessment and to collect accurate data. I liked seeing an example of how another teacher used it and included check off list and separate folders for student work.
- I will use it to teach students to track their progress through various skills such as push ups and curl ups
- I will use OneNote to help me teach my units of study. I will definitely use it for Writing as a writing journal to check student progress. I can't wait to use it!
- I would like to start using OneNote as a way to share documents and have students write on them. This way, I can see each student's individual progress.
- Try and use it more once we are back to in-person instruction. I tried with Distance Learning but my students are very technologically deficient and could not pick it up.

### **What follow-up assistance would be helpful to you?**

- How can this application be used for PE instruction?
- how can we create forms and different items through one note so that we can track students progress?
- I am glad we will be getting a follow up NTN! That is the perfect follow up for this objective.
- I believe the next part 2 of the NTN will help to answer any questions that occur.
- I cannot wait until Day 2 of this Tech NTN so we can see how our peers have utilized One Note for their classrooms.

- I had issues at the beginning of the year with students working in One Notebook in Teams. They were having text box issues when trying to type. The text box would move around on them. I now have my students open One Note in Teams, but they use the "open in app" drop down in Class Notebook. This seemed to solve the issue. Do you know if this is a common issue when using One Notebook in Teams?
- I think it would be great to see more examples of how teacher are using OneNote and how to quickly access students work for review. I know there is a class note book review tab but when I have tried to use it, it doesn't show me all students work so I have to go student by student to see completed work. This is why I often use FORMS as a formative assessment- although FORMS in one and done and students can't go back to review or edit their work once it is submitted.
- It would be helpful if Ms. Decuir could send "tips" or ideas for using OneNote as she comes across them.
- learning how to add students to one note and pushing out assignments so that each student gets a copy that I can see and they can use.
- More training on collaborative space being that we can't use breakout rooms in zoom or put them in real-life groups.
- OneNote for working with groups.
- The second NTN may be useful.

#### **Additional comments...**

- Awesome presentation! Very resourceful!
- Do TK students have access to one note since we do not use teams? I am new to one note and wasn't aware that students had access on their ipads. Thank you for introducing this to us!
- Great presentation!
- Sara is always amazing at taking arduous tech and breaking it down and making it useful for the classroom. I feel like (this year especially) we are bombarded with tech and apps for our classroom and it is easy to drown in it without actually utilizing it with purpose. It is nice that Sara uses her knowledge and experience to make something like One Note relevant for any classroom and reminds us to start small and grow from there!
- Thank you Sara! I appreciate the time to explore that program while in the NTN session.
- Thanks for putting this together and making it relevant to what we need!

## Response List:

First Name	Last Name
Scott	Baldwin
Sally	Calderon
Jennifer	Carrillo
kathryn	Coz
Jacob	Donabedian
Kristy	Kairis
Laura	McCarty
Jonathan	Oliveira
Karina	Ramirez
Roxana	Rodriguez
Elizabeth	Sanchez
Jamee	Serrato
Amanda	Sewell
Cory	Stewart
Mario	Tafolla
Sophie	Young