



		8.45 9.00			10.20 10.35				3.00 3.15								
M																	
Morning physical activity - http://lumpstartionny.co.uk/																	
Check-in 1: Welcome and introduction to the first part of the day's remote learning. Staff will explain the phonics and English learning to the children.																	
Phonics Link to T3 WK5 Monday Phonics video 1 Today we are going to be using word building We are going to say the sound and read the word as we identify the sounds we need to build the word. Once completed we will say the sound and write the word. cow brown town			English Learning Objective To respond to imagery Success Criteria Include capital letters and full stops Adjectives Repetitive phrases Have a look at the clip ‘What a wonderful world’ Discuss the different aspects of the world that are considered to be wonderful. For example- <i>I see red roses too, I see them bloom.</i> Discuss the descriptive language used and how they can help to create a picture in your head. You are going to identify the other aspects that are wonderful in our world and describe them in full sentences inclusive of adjectives. Once you have completed your sentence follow it with the repetitive phrase <i>I think to myself what a wonderful world.</i> Use the template entitled ‘LO- Monday to respond to imagery’ to complete the task 			Maths Learning Objectives To learn that subtraction is also the difference between numbers. Solve one step problems that involve addition and subtraction, using concrete objects and pictorial representations such as the bar model/ whole part model. Success Criteria Remember to ... Start with your whole number The whole number will be the largest number. Use a tens frame or a jotting to help you. Click on the Power Point: T3 WK5 Monday Addition and subtraction within 20 You can use other resources to support you in completing these activities. Please click on the files entitled: number line T 3 WK 5 Add Sub within 20 resources			Reading Reading via Bug Club or your allocated reading book(s).  Click here for Bug Club Login			History Learning Challenge: To find out who William Caxton was and what he introduced to Britain. Success Criteria: know that William Caxton brought the first printing press to Britain? • understand what a printing press is and how it works • describe some of the ways in which the printing press changed people’s lives. Click on the link below: T3 WK5 Monday History communication then and now There are further resources to support you with your learning here entitled:- Morse code alphabet sounds Morse code worksheet History T3 W5			PE Learning challenge: To balance with your heels raised. To perform different jumps. Task: Play the game ‘Line Out’ with a family member: Line Out: Lay a cushion or something you can jump over on the floor. Jump over your cushion with different jumps, giving them names e.g. Jasmine = Tuck jump over the cushion, Lenny = Leap over the cushion. When you hear ‘Line Out’ quickly move onto the cushion and balance with your heels raised. When you hear ‘Jump Line Out’, perform a jump of your choice before balancing with your heels raised. When you hear the name of a jump and then line out, perform that specific jump and balance with your heels raised e.g. ‘Jasmine Line Out’, perform a Tuck jump and then balance with your heels raised. Remember to: Think of as many jumps as you can. Always land from a jump with your ankles, knees and hips bent. Story Time Please share one of your favourite books with an adult, or visit https://www.bbc.co.uk/iplayer/episodes/b00jdlm2/cbeebies-bedtime-stories and choose a story you have not heard before.		
Check-in 2: Mid-morning check-in and to explain the next part of the remote learning																	
Check-in 3: Lunch break																	
Check-in 4: Story time and thoughts of the day																	

Morning physical activity - <http://jumpstarttonny.co.uk/>

Check-in 1:

Welcome and introduction to the first part of the day's remote learning. Staff will explain the phonics and English learning to the children.




Break

Break



Check-in 2:
Mid-morning check-in and to explain the next part of the remote learning







Break

Lunch break

T																							
Morning physical activity - http://lumpstartionny.co.uk/																							
Check-in 1 Welcome and introduction to the first part of the day's remote learning. Staff will explain the phonics and English learning to the children.																							
Phonics Link to T3 WK5 Tuesday Phonics video 2 Today we are going to be using sound swap . We are going to say the sound read the word and identify the sound we need to swap. bound> pound>pout>cout> count			Break	English Learning Objective To write an adventure story Success Criteria Describe what could happen next Include capital letters and full stops. Include adjectives Include adverbs Include time connectives  Look at the image, this is the story starter- As his wings spanned wide, he soared above. The king of the sky. That's what he felt like, until... What could happen next? You are going to write an adventure story over the next two days. You will need to include a beginning, middle and end. Task Today you will write the beginning of the story remember to build on your sentences to include adjectives and adverbs. Eg - The bird soared swiftly towards the ground..... What could happen next? Use the template entitled ' LO-Tuesday 2.01.21 ' to complete the task Handwriting Once completed watch the handwriting video to complete lower case 'e' handwriting. https://central.espresso.co.uk/espresso/primary_uk/subject/module/video/item339817/grade1/module1244120/index.html  The username Espresso username – student29349 Password -Poundhill2016			Break	Maths Learning Objectives To learn about fact families using number bonds and related facts within 20. Add and subtract one-digit and two-digit numbers to 20, including zero. Success Criteria Remember to... Find four number sentences. Use your number bonds to 10 to help you Use objects to help you count. Click on the Power Point link below: T3 WK5 Tuesday Addition and subtraction within 20			Break	Reading Reading via Bug Club or your allocated reading book(s).  Click here for Bug Club Login			Break	Science Learning Objective: To understand the terms carnivore, herbivore and omnivore. To group animals according to what they eat. Success Criteria: Remember the meaning of the words carnivore, herbivore and omnivore. Remember what foods come from other animals and what foods come from plants. Remember that some animals eat both meat and plants. This week we would like you to find out about what animals eat and how they can be grouped according to their diet – into groups of carnivores, herbivores and omnivores. Click on the links below: 'T3 Wk5 Tuesday Science Herbivores Carnivores and Omnivores – animal diets' Cut out each animal picture and stick into your Venn diagram, make sure you keep all the carnivores, herbivores and omnivores in their own groups. If you prefer you could draw a range of animals and label them with the words carnivore, herbivore or omnivore. Remember: Draw real animals.Only draw animals that are living now, not dinosaurs.			Lunch break	PE Learning challenge: To mirror your family member's moves without wobbling. Task: Play 'Mirror Mirror' with a member of your family. With a family member, stand on the balls of your feet facing each other. Place your hands very close to your family member's without actually touching and take it in turns to lead and mirror each other's moves. Try very slowly moving one hand to begin with and build up to two hands. Try lifting a leg and placing it back down without wobbling. Try making your movements trickier and trickier. Can your family member follow your moves without wobbling? Can you follow their moves? Remember to: Complete your challenge with the minimum of wobble. Story Time Please share one of your favourite books with an adult, or visit https://www.bbc.co.uk/iplayer/episodes/b00jdlm2/cbeebies-bedtime-stories and choose a story you have not heard before			Check-in 3: Story time and thoughts of the day

[illegible]

T H	<p>Morning physical activity - http://jumpstartionny.co.uk/</p>	<p>Check-in 1</p> <p>Welcome and introduction to the first part of the day's remote learning. Staff will explain the phonics and English learning to the children.</p> <p>Phonics Link to T3 WK5 Thursday Phonics video 4</p> <p>Today we are going to be looking at building polysyllabic words</p> <p>We are going to spell polysyllabic words by segmenting them first into syllables, and then each syllable into sounds.</p> <p>pow der</p> <p>coun ter</p>	<p>English Learning Objective To change and edit a story</p> <p>Success Criteria Include capital letters and full stops Include adjectives Include a mammal, reptile, amphibian, bird and fish Change the ending.</p> <p>Remember to think write read ‘T3 W5 Y1 The Zoo Vet Thursday’</p> <p>Read through the powerpoint The zoo vet. Discuss the range of animals the vet visits. Today you are going to change the story. Thinking about your Science learning you are going to include a mammal, reptile, amphibian, bird and fish. Then challenge yourself to change the end of the story!</p> <p>Use the template entitled ‘LO-To change and edit a story-Thursday’ to complete the task</p> 	<p>Break</p> <p>Check-in 2:</p> <p>Mid-morning check-in and to explain the next part of the remote learning</p>	<p>Maths Learning Objectives Use number bonds and related facts within 20 to compare number sentences, identifying the symbols + - = < ></p> <p>Add and subtract one-digit and two-digit numbers to 20, including zero.</p> <p>Success Criteria Remember to... Look at the symbol to see if it is addition or subtraction. Think about what you have to work out. Check your answers</p> <p>Click on the link below: T3 WK5 Thursday Addition and subtraction within 20</p>	<p>Reading</p> <p>Reading via Bug Club or your allocated reading book(s).</p>  <p>Click here for Bug Club Login</p> <p>Break</p>	<p>Lunch break</p> <p>R.E Learning Challenge: To be able to identify special places within the local community, including a local place of worship. To be able to identify religious artefacts found in a religious building.</p> <p>Success Criteria: I can identify places that are special to me and explain what I do there. I understand that different religious groups have places of worship and that a Church is a place of worship for Christians. I can recognise religious artefacts found in a church and learn how they are used in Christian worship.</p> <p>This week we'd like you to identify places that are special to you and find out about Churches, what religious artefacts they contain and how they are used as a place of worship by Christians. Click on the link below to access the PowerPoint entitled: ‘T3 Wk5 Thursday Special places and Inside a Church’ and find out how we want you to present your learning.</p> <p>Remember: Please upload a photo of your finished work to Purple Mash. We'd love to see it.</p>	<p>PE Learning challenge To perform yoga actions.</p> <p>Click on the link to access a yoga exercise. Cosmic Kids Yoga - YouTube</p> <p>Remember to: Take deep breaths as you perform each move. Make sure you stop for a drink and a rest.</p> <p>Story Time Please share one of your favourite books with an adult, or visit https://www.bbc.co.uk/iplayer/episodes/b00jdlm2/cbeebies-bedtime-stories and choose a story you have not heard before</p>	<p>Check-in 3:</p> <p>Story time and thoughts of the day</p>
--------	---	--	--	---	---	---	---	---	---

F	Morning physical activity - http://jumpstartionny.co.uk/	<div>Check-in 1</div> <div>Welcome and introduction to the first part of the day's remote learning. Staff will explain the phonics and English learning to the children.</div> <div>Phonics Practice your spellings using this link: https://www.purplemash.com/#~bGF1bmNoZXI9anNhcHBzJTJGZGl5JTJGcXVpenNwJmxhdW5jaGVyTmFtZT1qc2FwcHMIMkZkaXklMkZxdWl6c3AmdXNlcndvcm9U3</div> <div><table><tr><td>where</td></tr><tr><td>one</td></tr><tr><td>once</td></tr><tr><td>friend</td></tr><tr><td>ask</td></tr></table></div> <div>Click on the above link to complete the spelling quiz- Spellings T3 W5</div> <div></div> <div>Handwriting Once completed watch the handwriting video to complete lower case 'h' handwriting.</div> <div>https://central.espresso.co.uk/espresso/primary_uk/subject/module/video/item/339820/grade1/module1244120/index.html</div> <div> The username Espresso username – student29349</div> <div>Password -Poundhill2016</div>	where	one	once	friend	ask	<div>English</div> <div>To use the suffix 'est'</div> <div>Success Criteria Explain when we use the suffix est. Add 'est' to a range of words Include the suffix 'est' words in a range of sentences.</div> <div>'T3 W5 Y1 Suffix Friday'</div> <div>Read through the powerpoint explaining the use of suffixes. Discuss the use of the suffix 'est' and work through adding 'est' to the adjectives.</div> <div>Then build on your learning and include the suffix 'est' words in super sentences.</div> <div></div> <div>Use the template entitled 'LO-To use the suffix est Friday' to complete the task</div>	<div>Break</div> <div>Check-in 2: Mid-morning check-in and to explain the next part of the remote learning</div>	<div>Maths</div> <div>Addition within 20 consolidation and assessment</div> <div>Learning Objectives Use number bonds and related facts within 20 to compare number sentences, identifying the symbols + - = < > Add and subtract one-digit and two-digit numbers to 20, including zero.</div> <div>Success Criteria Remember to... Look at the symbol to see if it is addition or subtraction. Think about what you have to work out. Check your answers</div> <div>Click on the link below: T3 WK5 Friday Addition and subtraction within 20</div>	<div>Reading</div> <div>Reading via Bug Club or your allocated reading book(s).</div> <div> Bug Club</div> <div>Click here for Bug Club Login</div> <div>Break</div>	<div>Expressive Art</div> <div>Learning Challenge: To create your own land art.</div> <div></div> <div>Success Criteria: I can choose natural materials for my land art sculpture. I can choose how I want to arrange my sculpture. I can arrange my materials carefully to make land art.</div> <div></div> <div>I can compare my Land Art to Andy Goldsworthy's nature sculptures.</div> <div>This week we would like you to create a piece of Land Art from natural objects or objects you can find around your home.</div> <div>Click on the link below to access the PowerPoint entitled: 'T3 Wk5 Friday Art Land Art' to find out more.</div> <div>Remember: Please upload a photo of your finished model to your folder on Purple Mash. We can't wait to see them.</div> <div>NB: Pencil Art created by Baavan, Year 1 PHIA.</div> <div>Lunch break</div>	<div>PE</div> <div>Learning challenge To perform yoga actions.</div> <div>Click on the link to access a yoga exercise. Cosmic Kids Yoga - YouTube</div> <div>Remember to: Take deep breaths as you perform each move. Make sure you stop for a drink and a rest.</div> <div>Story Time Please share one of your favourite books with an adult, or visit https://www.bbc.co.uk/iplayer/episodes/b00jdlm2/cbeebies-bedtime-stories and choose a story you have not heard before</div> <div>Check-in 3: Story time and thoughts of the day</div>
where													
one													
once													
friend													
ask													