



Date: Term 3 Week 4 25.01.21

Remote Learning Grid: Year: Year 1

Email: year1@phiacademy.org.uk Upload completed work onto Purple Mash

	8.45 9.00			10.20 10.35					3.00 3.15
M		<p>Phonics</p> <p>Link to T3 WK4 Monday Phonics video 1</p> <p>Today we are going to be using word building</p> <p>We are going to say the sound and read the word as we identify the sounds we need to build the word. Once completed we will say the sound and write the word.</p> <p>then shed chest</p>	<p>English</p> <p>Learning Objective To use bossy verbs</p> <p>Success Criteria Discuss the instructions Identify bossy verbs Include bossy verbs in full sentences</p> <p>Click on the link below to watch how to make a bird feeder.</p> <p>http://www.bbc.co.uk/cbbc/makes/how-to-make-a-bird-feeder</p> <p>Now discuss the use of 'bossy verbs/language' eg First, Now, Cut, tie, chop</p> <p>Challenge yourself to create a list of bossy verbs and include them in super sentences.</p> <p>For example- Stretch and touch your toes. Run on the spot. Walk around the garden. Cut a long piece of string. Tie a knot in one end.</p> 		<p>Maths</p> <p>Learning Objectives Use number bonds (to 10) to make 10 and count on to find the total. Add one-digit and two-digit numbers to 20, including zero. Solve one step problems that involve addition, using concrete objects and pictorial representations.</p> <p>Success Criteria Make ten and then add the rest of the ones. Use the tens frame to help you make number bonds to 10. Count on from your starting number.</p> <p>Click on the Power Point: T3 WK4 Monday Addition and subtraction within 20</p> <p>Please refer to document entitled 'T3 W4 Add Sub within 20 printable resources' to access the sheets to support each day's lesson.</p>	<p>Reading</p> <p>Reading via Bug Club or your allocated reading book(s).</p>  <p>Click here for Bug Club Login</p>	<p>History</p> <p>Learning Challenge: To find out who William Caxton was and what he introduced to Britain.</p> <p>Success Criteria: To know that William Caxton brought -the first printing press to Britain -understand what a printing press is and how it works -describe some of the ways in which -the printing press changed people's lives.</p> <p>Click on the link below: T3 WK4 Monday History of communication</p> <p>Use the link below to record your work onto:- T3 WK4 Monday History worksheet</p>	<p>PE</p> <p>Learning challenge: To balance with both feet facing forwards. To keep feet still. To balance with minimum wobble.</p> <p>Task: To imagine that you are a squirrel balancing on a branch, trying to reach for food. Do this by: Challenge 1: Standing perfectly still on the branch, with both feet facing forwards and arms reaching up high with both hands, making a star shape.</p> <p>Challenge 2: Bending and straightening your knees, to help you to find food in lower down and higher up places.</p> <p>Yellow Challenge: Maintaining balance throughout, I can stand on a line with a good stance for 10 seconds.</p> <p>Remember to: Complete your challenges with the minimum of wobble – you don't want to fall off the branch!</p> <p>Story Time Please share one of your favourite books with an adult, or visit https://www.bbc.co.uk/iplayer/episodes/b00jdlm2/cbeebies-bedtime-stories and choose a story you have not heard before.</p>	<p>Check-in 3: Starts Tuesday 12th January Story time and thoughts of the day</p>

Morning physical activity - <http://jumpstartjenny.co.uk/>

Check-in 1:

Welcome and introduction to the first part of the day's remote learning. Staff will explain the phonics and English learning to the children.

Break







Break

Check-in 2:



Mid-morning check-in and to explain the next part of the remote learning





Break

Lunch break

W		<p>Workout Wednesday - Beat the Teacher Challenge</p>	<p>Check-in 1</p> <p>Welcome and introduction to the first part of the day's remote learning. Staff will explain the phonics and English learning to the children.</p> <p>Phonics T3 WK4 Wednesday Phonics video 3</p> <p>Today we are going to be looking at word puzzles</p> <p>We are going to look at the same sound <er> different spelling for</p> <p>e- mend</p> <p>ea-bread</p> <p>ai- said</p>	Break	<p>English</p> <p>Learning Objective To write a description</p> <p>Success Criteria Identify the different birds Describe the birds Use a range of adjectives.</p> <p>Read the story Cheeky Sparrow T3 W4 Cheeky Sparrow PP</p> <p>Challenge yourself to identify the different birds in the story. Look at slide 12 and describe the different birds on the branch in super sentences.</p> <p>For example The blackbird has a large black body with big feathery wings. He has a small head with beady eyes and a yellow pointy beak.</p>  <p>Please see resource entitled 'to write a description' for this task.</p>	Break	<p>Check-in 2:</p> <p>Mid-morning check-in and to explain the next part of the remote learning</p>	<p>Maths</p> <p>Learning Objectives To be able to take away accurately within 20 by removing objects/ crossing out. Solve one step problems that involve subtraction, using concrete objects and pictorial representations.</p> <p>Success Criteria Think carefully about where you put the whole number. Take nothing away when it is 0. Jump backwards underneath the number line towards 0 when taking away.</p> <p>Click on the link below: T3 WK4 Wednesday Addition and subtraction within 20</p>	Break	<p>Reading</p> <p>Reading via Bug Club or your allocated reading book(s).</p>  <p>Click here for Bug Club Login</p>	Lunch break	<p>Computing</p> <p>Learning Challenge: To provide an opportunity for you to set challenges for members of your family.</p> <p>Success Criteria: I can change the background images in my chosen challenge and save my new challenge I can ask a family member to complete the challenge I have created.</p> <p>This week we'd like you to use '2go' on 'Purple Mash' to learn how to change the background on your challenge and then for you to challenge a family member to complete your challenge.</p> <p>To do this, please log into Purple Mash, using your Log in & password (this is stuck into the inside cover of your Reading Journal). Then click on 'Tools':</p>  <p>Next, scroll down 'Computing' and '2go':</p>  <p>Select any challenge level you would like to.</p> <p>Then, change the background image by clicking on the 'new' icon:  and use the large white arrows to click through the different backgrounds:</p>  <p>Click on the 'OK' button when you've selected your chosen background. Now tell your family member what the challenge is e.g. Fly the Space Rocket to the astronaut and back to the sun, again with the smallest number of instructions possible. Have they been successful?</p>	<p>PE</p> <p>Learning challenge To perform yoga actions.</p> <p>Click on the link to access a yoga exercise. Cosmic Kids Yoga - YouTube</p> <p>Remember to: Take deep breaths as you perform each move. Make sure you stop for a drink and a rest.</p> <p>Story Time Please share one of your favourite books with an adult, or visit https://www.bbc.co.uk/iplayer/episodes/b00jdlm2/cbeebies-bedtime-stories and choose a story you have not heard before</p>	<p>Check-in 3:</p> <p>Story time and thoughts of the day</p>
---	--	--	--	-------	---	-------	---	--	-------	---	-------------	---	---	---

												Remember: Always tell your grown-up if you see anything on the internet or whenever you are online that gives you a funny feeling in your tummy.		
--	--	--	--	--	--	--	--	--	--	--	--	--	--	--

T H	<p>Morning physical activity - http://jumpstarttonny.co.uk/</p>	<p>Check-in 1</p> <p>Welcome and introduction to the first part of the day's remote learning. Staff will explain the phonics and English learning to the children.</p>	<p>Phonics</p> <p>Link to T3 WK 4 Thursday Phonics PP</p> <p>Today we are going to complete a sentence dictation, revising the <er> sound. Can a member of your family read the sentence and then you write it?</p> <p>Remember to say your sounds as you write the word.</p> <p>The girl said mend my bread.</p>	<p>English</p> <p>Learning Objective To use descriptive language</p> <p>Success Criteria Include capital letters and full stops Include adjectives Remember to think write read</p> <p>Look at the picture below. Can you make a list of as many words you can think of that describe the colour black in more detail? <i>See resource entitled 'to use descriptive language' for this task.</i></p>  <p>Here are a few of mine..... jet inky pitch midnight dark soot coal gloomy sorrowful</p> <p>Use these alternative words for black to describe the bird.</p> <p>What do you think the bird is angry about?</p> <p>What kind of bird is it?</p> <p>Do birds have feelings like humans?</p> <p>What do you think the bird is looking at?</p> <p>What different colours can you see on the bird?</p> <p>Remember to think, write, read your sentences.</p>	<p>Break</p> <p>Check-in 2: Mid-morning check-in and to explain the next part of the remote learning</p>	<p>Maths</p> <p>Learning Objective To be able to subtract crossing through a ten. Solve one step problems that involve subtraction, using concrete objects and pictorial representations, including the number line.</p> <p>Success Criteria Think about where you start. Take nothing away when it is 0. Jump backwards underneath the number line one jump at a time towards 0 when taking away.</p> <p>Click on the link below: T3 WK4 Thursday Addition and subtraction within 20</p>	<p>Reading</p> <p>Reading via Bug Club or your allocated reading book(s).</p>  <p>Click here for Bug Club Login</p>	<p>R.E</p> <p>Learning Challenge: To understand that different faiths have practices that celebrate new life. To appreciate the similarities between them.</p> <p>Success Criteria: I understand that many different faiths have rituals and ceremonies that celebrate new life. I can recognise the similarities between these rituals and ceremonies.</p> <p>This week we'd like you to find out about how different faiths celebrate new life.</p> <p>Click on the link below to access the PowerPoint entitled: 'T3 Wk4 Thursday Celebrating birth in different religions' and find out how we want you to present your learning.</p> <p>Remember: We've suggested presenting your work as a speech bubble, but you can present it however you want to.</p>	<p>PE</p> <p>Learning challenge To perform yoga actions.</p> <p>Click on the link to access a yoga exercise. Cosmic Kids Yoga - YouTube</p> <p>Remember to: Take deep breaths as you perform each move. Make sure you stop for a drink and a rest.</p> <p>Story Time Please share one of your favourite books with an adult, or visit https://www.bbc.co.uk/iplayer/episodes/b00jdlm2/cbeebies-bedtime-stories and choose a story you have not heard before</p>	<p>Check-in 3: Story time and thoughts of the day</p>
--------	---	---	---	---	--	---	---	---	--	--

F	<p>Morning physical activity - http://jumpstartionny.co.uk/</p>	<p>Check-in 1</p> <p>Welcome and introduction to the first part of the day's remote learning. Staff will explain the phonics and English learning to the children.</p> <p>Phonics</p> <p>today</p> <p>come</p> <p>some</p> <p>here</p> <p>there</p> <p>Practice your spellings using this link: https://www.purplemash.com/#app/diyjs/2quizsp</p> <p>Click on the above link to complete the spelling quiz</p>  <p>Handwriting Once completed watch the handwriting video to complete lower case 'f' handwriting.</p> <p>https://central.espresso.co.uk/espresso/primary_uk/subject/module/video/item339818/grade1/module1244120/index.html</p>  <p>The username Espresso username – student29349</p> <p>Password -Poundhill2016</p>	<p>English</p> <p>Learning Objective: To use the prefix 'un'</p> <p>Success Criteria Explain what a prefix is Explain when to use prefix un Include the prefix un in words Include the prefix un in full sentences.</p> <p>‘T3 W4 Y1 Prefix Friday’</p> <p>Carefully read through the powerpoint and write down as many different 'un' words as you can think of. Then include the words in super sentences.</p> <p>Remember to think, write and read.</p>	<p>Break</p> <p>Check-in 2:</p> <p>Mid-morning check-in and to explain the next part of the remote learning</p>	<p>Maths</p> <p>Learning Objectives:</p> <p>To be able to subtract crossing through a ten. Solve one step problems that involve addition and subtraction, using concrete objects and pictorial representations, and missing number problems such as</p> <p>7= <input type="text"/> – 9</p> <p>Success Criteria Use objects to help you Move the objects you are taking away Work out each side before you write down < > or = Check your answers</p> <p>Click on the link below: T3 WK4 Friday Addition and subtraction within 20</p>	<p>Reading</p> <p>Reading via Bug Club or your allocated reading book(s).</p>  <p>Click here for Bug Club Login</p> <p>Break</p>	<p>Expressive Art</p> <p>Learning Challenge: To make a model of a natural object.</p>  <p>Success Criteria: I can look closely at my picture. I can make the shape of my object out of a different material e.g. clay, playdoh, plasticine, junk modelling, Lego or other building materials. I can make a solid base for my model. I can add detail to my model.</p> <p>This week we would like you to create a mini model of a natural object.</p> <p>Click on the link below to access the PowerPoint entitled: ‘T3 Wk4 Friday Art Mini Model’ to find out more.</p> <p>Remember: Please upload a photo of your finished model to your folder on Purple Mash. We can't wait to see them.</p>	<p>PE</p> <p>Learning challenge To perform yoga actions.</p> <p>Click on the link to access a yoga exercise. Cosmic Kids Yoga - YouTube</p> <p>Remember to: Take deep breaths as you perform each move. Make sure you stop for a drink and a rest.</p> <p>Story Time Please share one of your favourite books with an adult, or visit https://www.bbc.co.uk/iplayer/episodes/b00jdlm2/cbeebies-bedtime-stories and choose a story you have not heard before</p>	<p>Check-in 3:</p> <p>Story time and thoughts of the day</p>
---	---	---	--	---	---	---	---	--	---