

















		9.30 – 9.45			11.00 – 11.15					2.40 – 2.55
M	<p>Morning physical activity - http://jumpestartjonny.co.uk/</p>	<p>Check-in 1: Welcome and introduction to the first part of the day's remote learning. Staff will explain the phonics and English learning to the children.</p>	<p>Phonics – symbol search Learning challenge – Can you identify the sounds and write them? Look at the phonics powerpoint called 'Monday phonics – symbol search' to find out how we play symbol search. Create your own symbol search map by writing the sounds we have learnt so far: m, a, s, t, i, n, o, p, h, b, g, c, d, f, v, e, l, r, k, u, j, w, z Here is an example:</p>  <p>Ask a grown up to say the sound and you have to point at the correct sound. Once you have pointed at the correct sound, remember to write the sound. When writing the sounds remember to hold your pencil correctly and form the letters correctly, and making sure your letters are written the correct way round.</p>	<p>English – handwriting Learning challenge – to write the sounds j, w and z correctly. Last week you learnt three new sounds and have practiced lots of words with these sounds in. Now we are going to make sure that we are starting our letters in the right place and make sure that they are always the right way round. Have a look at the video handwriting j,w,z if you can. Watch the video for each letter and then have a go at writing each sound three times.</p> <p>Remember:</p> <ul style="list-style-type: none"> - Make sure that each of your letters are the right way round. - Make sure all your letters are starting in the right place. 	<p>Break</p> <p>Check-in 2: Mid-morning check-in and to explain the next part of the remote learning</p>	<p>Maths – 2D shapes! Learning challenge – to name 2D shapes and talk about their properties. Today we will be learning and recapping on our 2D shape knowledge. Have a look at the Monday 2D Shape PowerPoint. Talk about what shapes you know (circle, triangle, rectangle, square, pentagon, hexagon). Talk about how many sides they have and how many corners they have. Have a look around your house and go on a shape hunt. How many of each shape can you find?</p>  <p>Can you have a go at the 2D shape lesson provided to you on MyMaths.</p> <p>Click here for MyMaths login page</p>  <p>Remember:</p> <ul style="list-style-type: none"> • To name the 2D shape. • Count how many sides it has. • Count how many corners it has. 	<p>Break</p> <p>Reading Reading via Bug Club or your allocated reading book(s).</p>  <p>Click here for Bug Club Login</p>	<p>Lunch break</p> <p>Computing Learning challenges – to be able to use '2paint' on Purple mash to draw a picture of your super veggie/super fruit that you created last week.</p>  <p>Remember:</p> <ul style="list-style-type: none"> - Think about the colours you might have to use for your super veggie/super fruit. - Think about the shapes you might need to use to draw your design. - Does your super veggie/super fruit have a cape/mask, what colours are they? 	<p>PE – Exploring movements Learning challenge – to build core strength by moving on the spot. Task: Sitting on your bottom can you try the following:</p> <ul style="list-style-type: none"> - Shuffle around the floor. How far can you get? - Can you shuffle around different obstacles whilst staying on your bottom? <p>Story Time Please share one of your favourite books with an adult, or visit https://www.bbc.co.uk/iplayer/episodes/b00jdlm2/cbeebies-bedtime-stories and choose a story you have not heard before.</p>	<p>Check-in 3: Story time and thoughts of the day</p>

T	<p>Morning physical activity - http://jumpstartjonny.co.uk/</p>	<p>Check-in 1: Welcome and introduction to the first part of the day's remote learning. Staff will explain the phonics and English learning to the children.</p>	<p>Phonics – word building Learning challenge – to build and write CVC words including the sounds we have learnt so far in phonics. To also be able hear the sounds in CVC words to write simple sentences.</p> <p>Write the following sounds on a post it or on paper. You could also use letter cards if you have them. b, a, d, l, i, j, m, w, g, z, p</p> <p>Have a go at building these words: bad, lid, jam, wig, zip</p> <p>You could challenge yourself to create your own sentence using these words.</p> <p>Remember:</p> <ul style="list-style-type: none"> - Hold your pencil correctly. - Say the sounds to write the word. - Read your word back to make sure you have included all the sounds. 	Break	<p>English – ‘Veggies assemble’ Learning challenge – to predict what will happen next in the story</p> <p>If you can watch the video Wk 4 Supertato story Veggies Assemble</p> <p>This week we are going to reading another Supertato story and finding out about his next missions. In the video we will only read the first part of the story. Talk with somebody about what you think might happen next in the story.</p> <p>Have a go at drawing what you think will happen next in the story and writing a sentence to describe your picture.</p>  <p>Remember:</p> <ul style="list-style-type: none"> - Listen to the sounds that you can hear in the words that you are writing. - Make sure your letters are the write way round. - Remember finger spaces between your words. 	Break	<p>Check-in 2: Mid-morning check-in and to explain the next part of the remote learning</p>	<p>Maths – 2D Shapes! Learning challenge – can you use your 2D shape knowledge and create shape pictures?</p> <p>Have a look at the PowerPoint slides (Tuesday 2D Shape Picture PowerPoint). Can you identify the different shapes that you can see? How many of each shape can you count?</p> <p>Now, can you have a go at making your own 2D shape picture? Think about what shapes you are going to use and then have a go at creating it.</p>  <p>Remember:</p> <ul style="list-style-type: none"> • To think about what picture you want to draw first. • Then think about what shapes you might need to use to create it. 	Break	<p>Reading Reading via Bug Club or your allocated reading book(s).</p>  <p>Bug Club</p> <p>Click here for Bug Club Login</p>	Lunch break	<p>Art – create your own Supertato. Learning challenges – to carefully use your cutting skills to create your very own Supertato!</p> <p>Download the document called 'WK4 Tuesday Art' and print this out if you are able to – this will be a worksheet you will need to help to create your own Supertato. If you are unable to print this out, you can always draw your own Supertato or create your own Supertato using materials you have available in your house.</p> <p>Remember:</p> <ul style="list-style-type: none"> - Hold your scissors correctly. - Carefully cut around the pictures by following the lines 	<p>PE – Exploring movements Learning challenge – to build core strength by moving on the spot.</p> <p>Task: Sitting on your bottom can you try the following: -Lift up your knees and see if you can keep your feet off the floor for 10 seconds. Can you do it for longer? -Then try, balancing on your hands and feet and lifting your bottom off of the floor.</p> <p>Which one did you find easier? Why?</p> <p>Story Time Please share one of your favourite books with an adult, or visit https://www.bbc.co.uk/iplayer/episodes/b00idl2/cbeebies-bedtime-stories and choose a story you have not heard before.</p>	<p>Check-in 3: Story time and thoughts of the day</p>
---	--	---	--	-------	--	-------	--	--	-------	---	-------------	---	--	--

W	<p>Workout Wednesday - Beat the Teacher Challenge -</p>	<p>Check-in 1: Welcome and introduction to the first part of the day's remote learning. Staff will explain the phonics and English learning to the children.</p>	<p>Phonics – sound swap Learning challenge – to understand and know which sound you have to swap to create a new word.</p> <p>Children to write a word and then identify which sound they need to change/swap to create a new word. E.g. cat > mat (children would identify that they need to swap 'c' to 'm').</p> <p>Can you have a go at some of these sound swaps?</p> <p>man>fan fan>fin fin>fit fit>kit kit>lit</p> <p>Remember: - Say the word slowly to hear the sound that needs to be swapped.</p>	<p>English – setting a trap for 'Evil Pea' Learning challenge – to design and label a trap to capture the Evil Pea</p> <p>The Evil Pea is still causing chaos in the supermarket and Supertato needs your help to try and stop him.</p> <p>Have a go at designing a trap that will catch the Evil Pea (but not hurt him). When you have drawn your trap, have a go at writing some sentences to describe how your trap will work.</p>  <p>Remember:</p> <ul style="list-style-type: none"> - Think about the colours and shapes that you will use for your drawing. - Think about your ideas before you start writing. - Listen to the sounds that you can hear in each word you are writing - Remember finger spaces between your words. 	<p>Break</p> <p>Check-in 2: Mid-morning check-in and to explain the next part of the remote learning</p>	<p>Maths – 3D shapes Learning challenge – to name 3D shapes and talk about their properties.</p> <p>Today we will be learning all about 3D shapes. Do you know any names of 3D shapes? Have a look at the Wednesday 3D shape PowerPoint – talk about the shapes and what properties they have. Talk about how many faces, they have and how many edges they have and how many corners they have.</p> <p>Can you have a go at the 3D shape lesson provided to you on MyMaths. Click here for MyMaths login page</p>  <p>Remember:</p> <ul style="list-style-type: none"> • To name the 3D shape. • Count how many faces it has. • Count how many edges it has. • Count how many corners it has. 	<p>Reading</p> <p>Reading via Bug Club or your allocated reading book(s).</p>  <p>Click here for Bug Club Login</p> <p>Break</p>	<p>Art – create your very own Evil pea! Learning challenge: to create and make your very own cheeky Evil Pea using different materials you have in your house.</p> <p>Your challenge for Art is to create your own Evil pea. This can be using any materials/resources you have available in your house. Here are some ideas:</p> <p>Lunch break</p>   <p>We look forward to seeing them!</p> <p>Remember:</p> <ul style="list-style-type: none"> - To think about what colours you might use for different parts Evil pea. - How will you stick all the bits together? - Hold your scissors correctly when cutting and think about the shape too. - Once you have finished – can you think of one way to improve your design? 	<p>PE – Exploring movements Learning challenge – to build core strength by moving on the spot.</p> <p>Task: Sitting on your bottom can you try making a range of different shapes using your body (but staying with your bottom on the floor):</p> <ul style="list-style-type: none"> - Try and lift different hands and feet off of the floor. Can you lift 2 at a time, can you lift them all at the same time? - Try and make different shapes e.g. tucked in, very narrow, spread out, as long as possible. <p>Story Time Please share one of your favourite books with an adult, or visit https://www.bbc.co.uk/iplayer/episodes/b00idlm2/cbeebies-bedtime-stories and choose a story you have not heard before.</p>	<p>Check-in 3: Story time and thoughts of the day</p>
---	--	---	--	--	--	--	---	--	---	--

Check-in 1:

Welcome and introduction to the first part of the days remote learning. Staff will explain the phonics and English learning to the children.

Phonics – dictation

Learning challenge – to write CVC words and begin to write simple sentences independently.

If you are able to, look at the powerpoint '[Thursday phonics – dictation](#)'. Click on the audio sound button to hear the word for you to write down. Once you have written the word, you can click on the next slide to see if you wrote all the sounds in the word. We will also be writing the sentences too.

Words to write:
web, jam, jet, win, zip

Sentence to write:
- Let the cat run.
- I did not let the dog dig.

Remember:

- Hold your pencil correctly.
- Say the word slowly to hear the sounds to write the word.
- Read your word/sentence back to make sure you have included all the sounds and words.

Break

English – writing a letter

Learning challenge – to write a letter explaining what Evil Pea is doing.

The Evil Pea has caused chaos in the supermarket and we need to tell Supertato and the Super Veggies what he has been doing. Talk to somebody about the things Evil Pea might do in the supermarket,

Have a go at writing a letter to Supertato or the Super Veggies (you can decide) telling them about all the things that the Evil Pea is doing.

**Remember:**

- Think about what you are writing
- A letter might start with 'To' or 'Dear'
- Make sure that you tell them who the letter is from at the end
- Listen for the sounds that you can hear in words.
- Make sure you spell any common words correctly

Break

Check-in 2:

Mid-morning check-in and to explain the next part of the remote learning

Maths – 3D shapes

Learning challenge – can you remember the different 3D shapes we had.

Before you look at the [Thursday 3D Shape PowerPoint](#) – can you remember any of the 3D shapes that you learnt about?

Once you have looked at the PowerPoint, have a little look around your house, can you go on a 3D shape hunt around your house. How many of each shape can you find?

Remember:

- To name the 3D shape.
- Count how many faces it has.
- Count how many edges it has.
- Count how many corners it has.
- To sort it into the correct column.



Break

Reading

Reading via Bug Club or your allocated reading book(s).



[Click here for Bug Club Login](#)

Lunch break

Understanding of the World / Spoken Language

Learning challenge – to think about your answers and begin to develop the vocabulary to support your reasoning with explanations independently.

Question of the day!

What other food would make a good Superhero like Supertato?

Would cooked Spaghetti make a good superhero because when it is cooked it goes all wobbly?

Would ice cream make a good superhero, when it's too warm it might melt?

Remember:

- Think carefully about your ideas.
- Think about and tell your grown up why you have chosen this food.

**PE – Exploring movements**

Learning challenge – to build core strength by moving on the spot.

Task:

Sitting on your bottom can you put some different (not too big) objects around you? Whilst sitting down, try and lift each object up using both your hands and your feet.






Then have a go at placing some objects on you and some objects around you and try and pick them up whilst continuing to balance the objects on your body?

Story Time

Please share one of your favourite books with an adult, or visit <https://www.bbc.co.uk/iplayer/episodes/b00jdlm2/cbeebies-bedtime-stories> and choose a story you have not heard before.

Check-in 3:

Story time and thoughts of the day

F	<p>Morning physical activity - http://jumpsstarttonny.co.uk/</p>	<p>Check-in 1:</p> <p>Welcome and introduction to the first part of the day's remote learning. Staff will explain the phonics and English learning to the children.</p>	<p>Phonics Learning challenge – to segment and blend words together and say if they are 'real' or 'fake' words.</p> <p>Enjoy playing the Picnic on Pluto game on Phonics play. Focus on phase 2 sounds – this can be any sound of your choice. If you would like a challenge, why not choose a sound from phase 3?</p> <p>https://www.phonicsplay.co.uk/resource/s/phase/2/picnic-on-pluto</p> <p>Username: jan21 Password: home</p> 	<p>English – favourite character Learning challenge – to draw and write about your favourite character from the 'Veggies assemble story'</p> <p>If you can watch the video WK 4 Friday rest of Veggies Assemble. Now that we have finished the story talk to somebody and your favourite parts of the story and why you liked them.</p> <p>Now think about the different characters in the story – can you name 3 different characters? Choose 1 character that is your favourite and have a go at drawing them. When you have finished you drawing write some sentences explaining why you chose that character as your favourite.</p> <p>Break</p>  <p>Remember:</p> <ul style="list-style-type: none"> - Think about what shapes and colours you will need to show your character. - Think about your sentence first - Say the sounds in the words you are writing - Think about adding finger spaces between your words. 	<p>Check-in 2:</p> <p>Mid-morning check-in and to explain the next part of the remote learning</p> <p>Break</p>	<p>Maths – Pattern and shape Learning challenge – can you use your knowledge of shapes and create your own pattern.</p> <p>Now you are an expert on shape, we are going to explore pattern. You can make patterns using colour, shape, size and so much more. Watch the quick video all about patterns – WK 4 Friday Shape and Pattern Video.</p> <p>Have a go at exploring the pattern MyMaths activity for today exploring pattern and sequences. Or, have a go at making patterns around the house!</p> <p>Click here for MyMaths login page</p>  <p>Remember:</p> <ul style="list-style-type: none"> • To first identify what the pattern is • To notice what is being changed • To find the next part of the pattern or sequence. 	<p>Reading</p> <p>Reading via Bug Club or your allocated reading book(s).</p>  <p>Bug Club</p> <p>Click here for Bug Club Login</p> <p>Break</p>	<p>Time to Shine</p> <p>Spend some time together talking about all of the activities you have done during the week. What did you enjoy the most? What area do you want to get better at next week?</p> <p>TIME TO SHINE – Please share your creations and activities via purple mash.</p>  <p>Please remember that you can follow us at : https://twitter.com/PHInfants</p> <p>You can also follow our Reception Twitter page @PHIReception</p> <p>Lunch break</p>	<p>PE – Exploring movements Learning challenge – to build core strength by moving on the spot.</p> <p>Task: Make yourself a little obstacle course – think of things you might need to go around, under or over. Can you make your way round it on your feet? Can you make your way round it by shuffling on your bottom?</p> <p>Story Time Please share one of your favourite books with an adult, or visit https://www.bbc.co.uk/iplayer/episodes/b00jdlm2/cbeebies-bedtime-stories and choose a story you have not heard before.</p>	<p>Check-in 3:</p> <p>Story time and thoughts of the day</p>
---	--	--	--	---	--	---	---	---	---	---