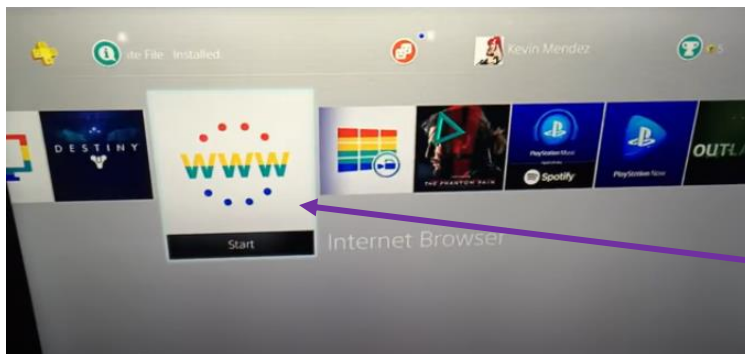


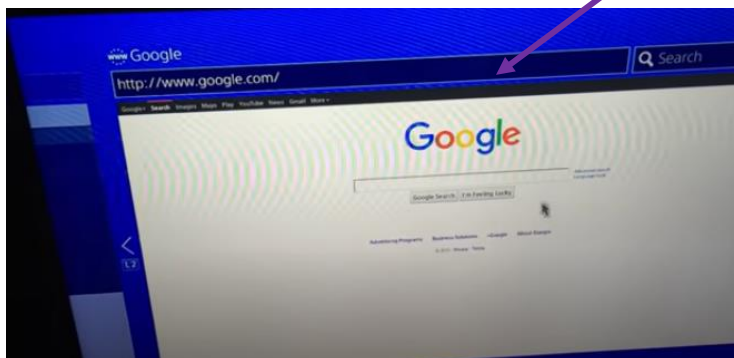
How to access MS Teams from your Playstation 4.

- 1) Power on your system until the PlayStation home screen is visible.
- 2) Navigate to the content area, which contains a row of large icons used to launch your games, applications, and other services.
- 3) Scroll to the right until the Internet Browser option is highlighted, accompanied by a www icon and a Start button (see below)





Internet browser icon.

- 4) Open the browser by tapping the X button on your PS4 controller.
- 5) Type office.com into the address bar, then log in with your school email address.



**Please note:** If you don't see the WWW icon in the main navigation pane, you can find it in your Library, under Apps.



## Common browser functions for PS4

To open a new browser window: Press the **R2 button**.

To move to a previously opened window: Press the **L2 button**.

To toggle Full-Screen mode on and off: Press the **square button**.

To zoom in on the active web page: Use the **R3 button**—activated by pressing down on the right-hand stick on your PS4 controller.

To enter a URL/web address: First, press the **R2 button** to open a new window. Navigate to the address bar at the top of the page, labelled Enter URL, and tap the **X button**. The on-screen keyboard will now appear, prompting you to enter a web address. Once complete, press the **R2 controller button** to load the corresponding page.

To perform a Google search: First, press the **triangle button** on your controller. The blinking cursor should now be visible in the search box and the on-screen keyboard should pop out directly under it. Enter your desired search words or terms and submit them by pressing the **R2 button**.