



BRHS Online Registration Instructions for Incoming Freshmen 2021-2022

Current 8th Grade Students Online Course Registration

Bridgewater-Raritan High School continues online course registration for the 2021-2022 school year. Online course selections will be completed by the current 8th, 9th, 10th and 11th grade students. All course registration will be accessed through the Parent Portal of PowerSchool. We will provide students and parents/guardians with instructions and assistance for this process. Please utilize the support resources of counselors and the course registration supports available on the high school counseling website. The process timeline is listed below. Please be sure to follow the dates for your child's grade level.

Current 8th Grade

Eighth grade students will be entering a total of 10 credits of electives plus two alternate electives on the registration page. Please note these selections are requests. Every attempt to accommodate a student's requests will be made; however, due to the complexity of the master schedule, not all requests can be granted. All academic placements (English, Science, Social Studies, Math and World Language) and Phys. Ed. course placements will be determined at a later date based on current grades, teacher recommendations, results of district and/or state testing, and meetings with school counselors.

January 13, 2021	8th Grade Parent Night at the High School
February 1, 2021 – February 7, 2021	8 th Grade Open Registration Period

Step I- Review the BRHS Program of Studies course book

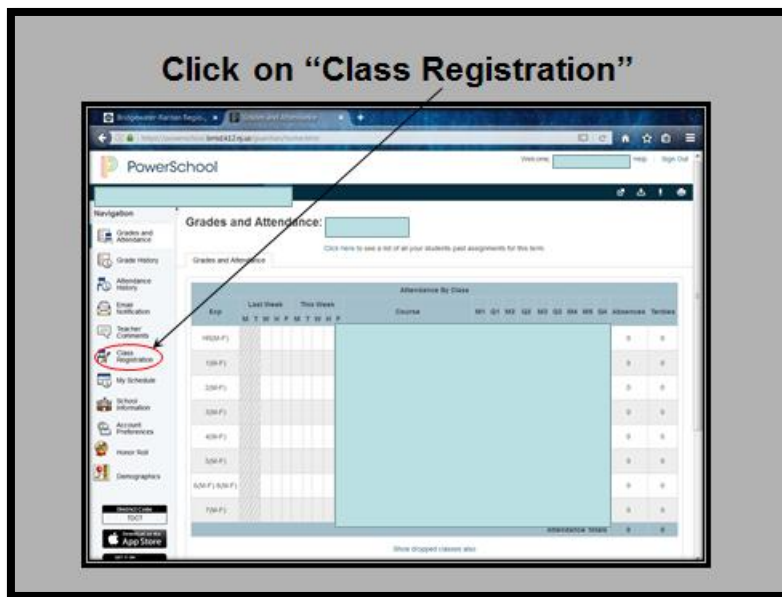
Carefully review the course descriptions in the Program of Studies course book available online ([BRHS Program of Studies 2020-2021](#)). Current 8th grade students are required to select a total of 10 credits of electives plus two alternate electives. If you select a course that is unavailable, you will automatically be placed in an alternate choice course. The system will select the alternate choice based on your requests.



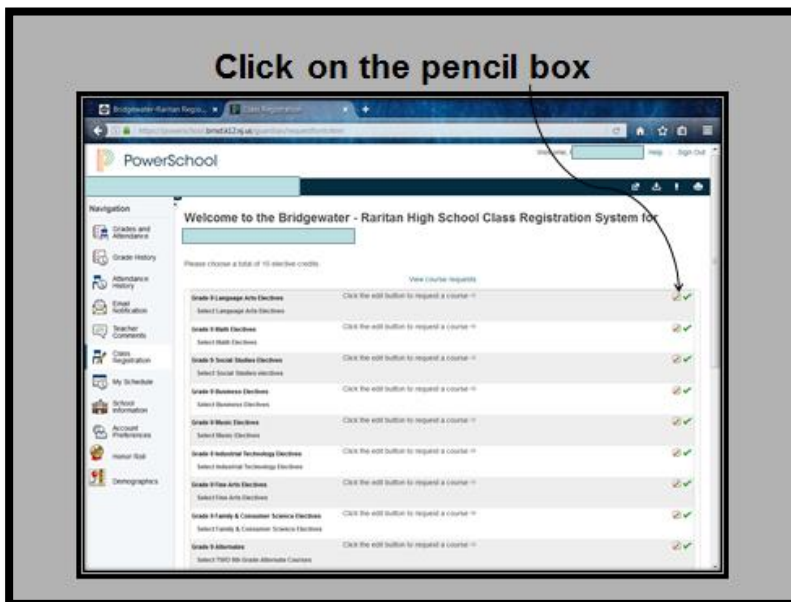
BRHS Online Registration Instructions for Incoming Freshmen 2021-2022

Step II- Register Online using the PowerSchool Parent Portal

1. Access the [PowerSchool Parent Portal](#). Use your Parent Access Username and Password. If you have not completed this process, please followed the procedures under “Create an Account” in the previous link.
2. Log in using your Parent Portal Access Username and Password.
3. On the left side of the screen under *Navigation*, click on “**Class Registration**”



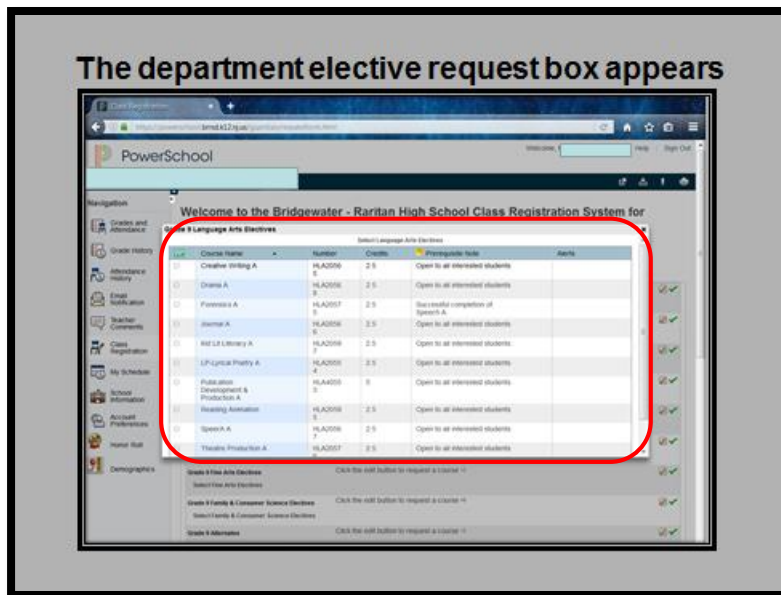
4. Click on the pencil icon to reveal the elective course selection list



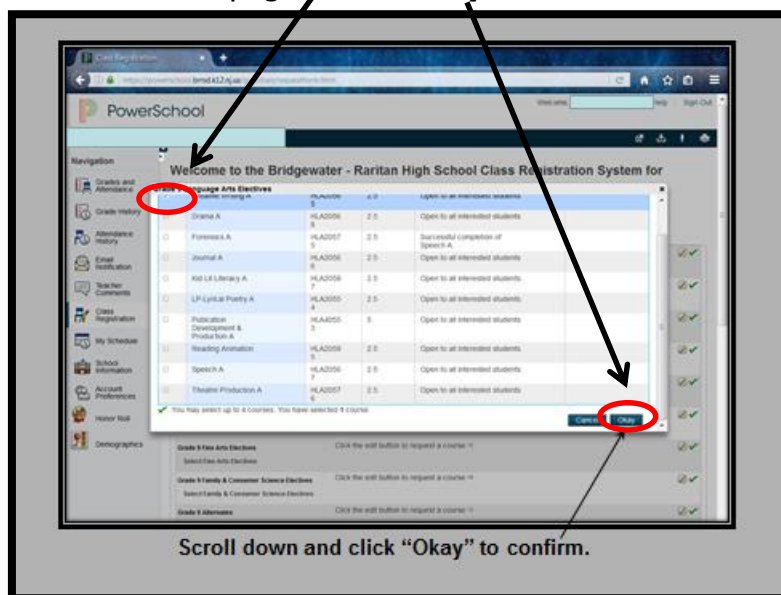


BRHS Online Registration Instructions for Incoming Freshmen 2021-2022

5. The Course Request pop-up window appears.



6. In requesting elective choices, click on the **Pencil** icon to view the choices in each content area. Some courses have prerequisite notes. A prerequisite note will identify the grade level for the course and any additional requirements. If you select a course for which you have not met the prerequisite, the course will be deleted from your request list and your counselor will assist you in making another choice.
7. When selecting each elective course, simply click on the box in front of the name of the course. Scroll to the bottom of the page. Click **Okay**.





BRHS Online Registration Instructions for Incoming Freshmen 2021-2022

8. Click on the **Pencil** icon to reveal the alternate course selection list. The Alternate Course Request pop-up window appears.

Next, click on the pencil box next to "Grade 9 Alternates"

Select at least 2 alternate elective courses. These courses will be scheduled only if we are not able to enroll you in any of your "primary" elective requests. Please choose these alternates carefully.

The Alternate Course Request pop-up window appears.

Course Name	Number	Credits	Prerequisite Note	Alerts
<input type="checkbox"/> Accounting I A	HFB4050 7	5	Open to all interested students	
<input type="checkbox"/> Adv Photo Editing A	HFB2046 0	2.5	Successful completion of Photo Editing & Web Design or CAD I	
<input type="checkbox"/> Applications A	HFB2045 2	2.5	Open to all interested students	
<input type="checkbox"/> Applied Culinary Arts I A	HFB2070 2	2.5	Successful completion of Introduction to Culinary Arts	
<input type="checkbox"/> Applied Nutrition A	HFB2071 3	2.5	Successful completion of Introduction to Culinary Arts	
<input type="checkbox"/> Art History A	HFA4062 5	5	Open to all interested students	
<input type="checkbox"/> Art I A	HFA4062 4	5	Open to all interested students	
<input type="checkbox"/> Career Explore A	HFB2052 0	2.5	Open to all interested students	
<input type="checkbox"/> Ceramics I A	HFA2060 3	2.5	Open to all interested students	
<input type="checkbox"/> Ceramics II A	HFA2048 0	2.5	Successful completion of Ceramics I A	

Select Student Services Electives
Requires 10 credit hours.
Requesting 0 credit hours.

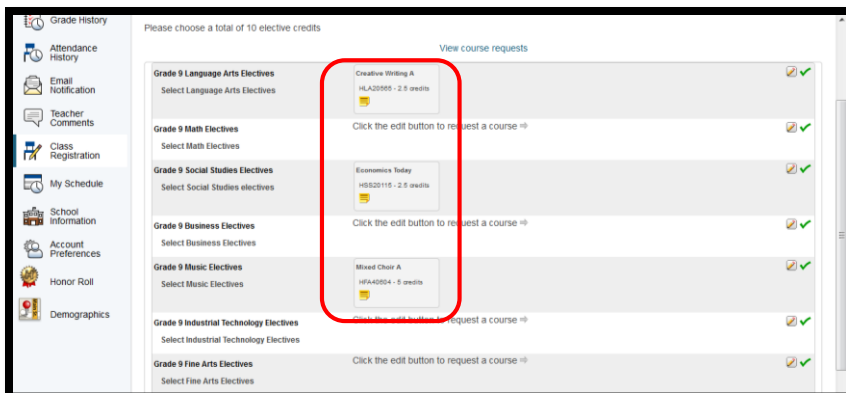
Submit

9. Courses are listed in alphabetical order. Scroll down the page to see the choices.
10. When selecting each alternate course, simply click on the box in front of the name of the course. Scroll to the bottom of the page. Click **Okay**.




BRHS Online Registration Instructions for Incoming Freshmen 2021-2022

11. The courses you have selected will each be displayed in boxes on the registration page.



12. Once you have selected course choices, go to the bottom of the page and click Submit. Courses **will not** save if you do not click **Submit**.



13. Once selections are submitted, a list of course selections will be displayed.

Crs Num	Course	Type	Cr Hrs	Prerequisite Notes
1. HFA40604	Mixed Choir A	Elective	5.00	Open to all interested student.
2. HLA20565	Creative Writing A	Elective	2.50	Open to all interested students
3. HSS20115	Economics Today	Elective	2.50	Open to all interested students
Total Credit Hours Requested			10.00	
1. HFA40624	Art I A	Alternate	5.00	Open to all interested students
2. HFB20500	Introduction To Business	Alternate	2.50	Open to all interested students.
Total Alternate Hours Requested			7.50	

14. Please print page for submission to your school counselor.

To print, please click the **Print Page** icon located at the top of the page.

15. Once you have printed the confirmation of course selections, please sign (both parent/guardian and student) and submit the document to your counselor by – **February 10, 2021**.

Please contact your school counselor with any questions about navigating through this process.