



safe & secure

2020-2021 REOPENING GUIDEBOOK
FOR DCS FAMILIES

Introduction

Dear DCS Family,

From all of us here at Davie County Schools, we thank you and your family for the trust you have placed in us to provide an exceptional education to the children of Davie County in a safe and secure learning environment. We do not take that task lightly and appreciate your support and patience as we continue this journey together.

COVID-19 has presented many challenges in every industry across our country. Public schools have seen our fair share of challenges. As promised, our Board of Education and leadership team has been working hard to make decisions that are in the best interests of every student and staff member. Countless hours have produced thoughtful discussions, as we have considered anything and everything that needs to be done to keep students and staff safe, while still providing the educational development and the social and emotional support that all students need. Since March, our goal has been to get all children back in the classroom with face-to-face instruction. We also know how important it is to provide options so we can best meet the needs of every family in our school district. We are proud to have new educational offerings so you can make sure the 2020-2021 school year meets the needs of your family and student(s).

Much thought and care has gone into our planning and while school as we know it will look different come August 17, our “why” remains the same. We are here to love and protect your child as we provide a safe and secure learning environment for each and every student. That is vital. We continue to pray for the safety and wellbeing of our entire DCS family and wish you much success as we enter a new school year.



Jeffrey D. Wallace

Superintendent Jeff Wallace



safe & secure

Guidebook Objectives


EVERYTHING NEGATIVE - PRESSURE, CHALLENGES - IS ALL AN OPPORTUNITY FOR ME TO RISE.” – KOBE BRYANT

During these unique circumstances, we have all experienced times that seemed discouraging. Powering through, together we have made some significant discoveries and innovations. We are stronger than we were before COVID, and this new school year will present students and staff with challenges that will become positive opportunities. We are excited and hope you are too. Davie County Schools is proud to be a part of your family.

This guidebook is designed to provide you with information and resources that can be used for your entire family. We want you and your child to find comfort in this information and to have a clear picture of what to expect. We will continue to build upon the resources contained in this document and offer your family the educational experience you deserve.

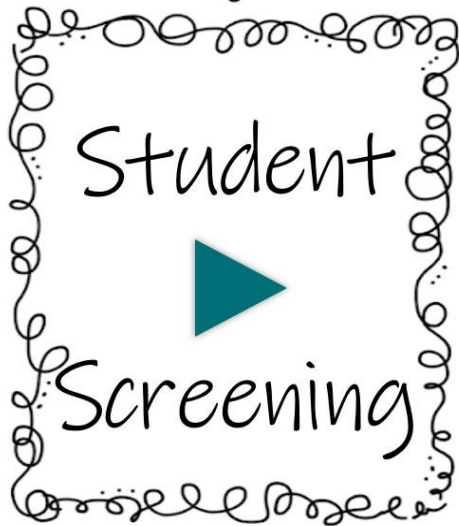
As always, we are here to help and provide guidance. Please continue to visit our [Safe & Secure page](#) as an ever-growing resource. We will continue to add content to help make this school year a successful one for everyone!

As part of this Guidebook, we are including several short videos to help visualize some of the safety protocols that will be in place. This is a great resource for parents and students, so everyone knows what to expect and are comfortable and excited for the new school year! Please spend some time with your child watching these fun videos, all of which are linked on the next page.



safe & secure

Video Resources

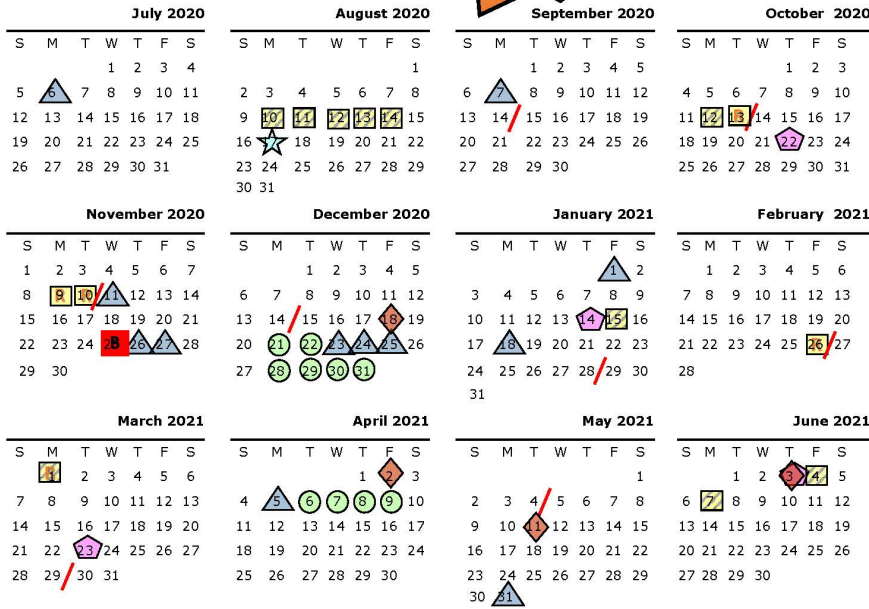


safe & secure

2020-2021 Calendar



We will NOT observe early release days while operating on Plan B.



1st Quarter = 47	2nd Quarter = 46	Make -Up Days: Remote Learning and Early Release days when possible.	
3rd Quarter = 46	4th Quarter = 46		
Holiday	Annual Leave	Required Professional Day	End of Month
First Day for Students	Early Release	Professional Day <small>*Optional per administrator's approval</small>	End of Grading Period
Break Day	Remote Learning		

Approved by the Board of Education June 2, 2020. Revised August 21, 2020.

2020-2021 School Calendar

Calendar Dates

August 10-14	Required Professional Days
August 17	First Day for Students
September 7	Labor Day Holiday
September 14	End of 1st Month
October 12	Required Professional Day, Mandated Curriculum Professional Development
October 13	Remote Learning/Professional Day*
October 13	End of 2nd Month
October 22	End of 1st Grading Period
November 9-10	Remote Learning/Professional Day*
November 10	End of 3rd Month
November 11	Veteran's Day Holiday
November 25	Break Day
November 26-27	Thanksgiving Holidays
December 14	End of 4th Month
December 18	Early Release
December 21-22	Annual Leave Days
December 23-25	Christmas Holidays
December 28-31	Annual Leave Days
January 1	New Year's Day Holiday
January 14	End of Semester
January 15	Required Professional Day
January 18	Dr. Martin Luther King Jr. Holiday
January 28	End of 5th Month
February 26	Remote Learning/Professional Day*
February 26	End of 6th Month
March 1	Remote Learning/Req. Prof. Day
March 23	End of 3rd Grading Period
March 29	End of 7th Month
April 2	Early Release
April 5	Easter Holiday
April 6-9	Annual Leave/Spring Break
May 4	End of 8th Month
May 11	Early Release
May 31	Memorial Day Holiday
June 3	Last Day for Students, Early Release
June 4	Required Professional Day
June 7	Required Professional Day



safe & secure

Learning Plan

Davie County Schools will open in Plan B on August 17, 2020. It is important to note that Plan B is temporary. We hope to all be in school buildings soon with few limitations, but also know we may move in and out of the 3 Plans that the Governor asked us to plan for. All those Plans are seen on the next page.

In Plan B, students will attend school in school buildings with social distancing, a reduced capacity and wearing masks. When considering the importance of consistent face-to-face instruction, transportation, feeding children and keeping schools safe and clean, Plan B will be an A/B day schedule. This Plan will assign students based on the geographical location of their residence and place them into an A group or B group. An image of [Sample A/B schedule templates](#) are on page 6 and available to view on the Safe & Secure page of our district website. The links in the document are live online only. The school week will look as follows:

Monday – A day

Tuesday – B day

Wednesday – Virtual instruction for ALL

Thursday – A day

Friday – B day

Kindergarten through 2nd grade will not be divided into A and B groups. All Kindergarten – 2nd grade students will attend school in school buildings Monday, Tuesday, Thursday and Friday. This is important when considering the developmental needs of our youngest DCS students and these three critical years of reading growth. Wednesday is still virtual instruction for all.

Families also had the option to apply for DCS Virtual, a virtual instruction option for the 2020-21 school year. All virtual instruction will be very different from what students, parents and teachers experienced previously in remote learning. There will be much more structure and accountability, with live and pre-recorded instruction and assignments. This option will be a full year commitment by the student. More information about DCS Virtual is on Page 7 and on our [Safe & Secure page](#) of the district website.

Devices: For the 2020-21 school year, all DCS students will be assigned a device! Students in grades 2-12 will be assigned a Chromebook and students in K-1 will be assigned an iPad. These will be distributed during the first week of school. See more information here on the [Safe & Secure page](#) of our district website.



safe & secure

2020-21 Plan Options



PLAN A	PLAN B	PLAN C	DCS Virtual
<p>All students attend school in school buildings with minimal social distancing, few limitations, and no capacity reduction.</p>	<p>All students attend school in school buildings with social distancing, and keeping buildings at 50% capacity at all times.</p> <p>A/B DAY - When considering the importance of consistent face-to-face instruction, transportation, feeding children and keeping schools safe and clean, Plan B will be an A/B day schedule. Students will be assigned based on the geographical location of their residence and place them into an A group or B group. The school week will look as follows: Monday – A day Tuesday – B day Wednesday – Virtual Instruction for ALL Thursday – A day Friday – B day</p> <p>Kindergarten – 2nd grade will not be divided into A and B groups. All Kindergarten – 2nd grade students will attend school in school buildings Monday, Tuesday, Thursday and Friday. This is important when considering the developmental needs of our youngest DCS students and these three critical years of reading growth. Wednesday is still virtual instruction for all.</p>	<p>All students will be strictly in virtual instruction. Virtual instruction will be very different from what students, parents and teachers experienced in remote learning the spring. There will be much more structure and accountability, with both live and pre-recorded instruction and assignments.</p>	<p>Families have the option to apply for a virtual instruction option for the 2020-21 school year. There will be an application process with multiple considerations, including but not limited to, how the student progressed during remote learning in the spring.</p> <p>Virtual instruction however, will be very different from what students, parents and teachers experienced in remote learning in the spring. There will be much more structure and accountability, with live and pre-recorded instruction and assignments.</p> <p>This option will be a full year commitment by the student.</p> <p>Please see more information on the DCS Virtual option, available on the <i>Safe and Secure</i> page on our district website. An application will be available there on July 10. The deadline for applications is July 19, 2020.</p>



safe & secure

A/B Day Schedule Templates

I am an **"A day"** student in grades 3-12. What will my schedule look like?

Day	A Day Schedule	Delivery of Instruction	Expectations for Days Learning at Home
Monday	Face to Face at School	In the classroom, in-person with teacher(s) following the grade level/school schedule	As a student, I will be marked as present by completing instructional videos, assignments, activities, etc. on days when I do not attend school in person.
Tuesday	Video Instruction and Learning at Home	Complete instruction at home with a RECOMMENDED schedule similar to a typical school day. Teachers will provide RECORDED VIDEO instruction and independent learning tasks.	<p>It is HIGHLY RECOMMENDED that a student follows a schedule/routine similar to the days they are face to face in the classroom/school building.</p> <p>EXAMPLE SCHEDULES: (Click on the link) Grades K-2 (WED) Grades 3-5 Grades 6-8 Grades 9-12 </p>
Wednesday	Video Instruction and Learning at Home Teacher Office Hours	Complete instruction at home with a RECOMMENDED schedule similar to a typical school day. Teachers will provide RECORDED VIDEO instruction and independent learning tasks. Students may attend a Google Meet Live session with teachers during scheduled office hours to ask questions and check-in.	
Thursday	Face to Face at School	In the classroom, in-person with teacher(s) following the grade level/school schedule	
Friday	Video Instruction and Learning at Home	Complete instruction at home with a RECOMMENDED schedule similar to a typical school day. Teachers will provide RECORDED VIDEO instruction and independent learning tasks.	

Links are live on the website [here.](#)

I am a **"B day"** student in grades 3-12. What will my schedule look like?

Day	B Day Schedule	Delivery of Instruction	Expectations for Days Learning at Home
Monday	Video Instruction and Learning at Home	Complete instruction at home with a RECOMMENDED schedule similar to a typical school day. Teachers will provide RECORDED VIDEO instruction and independent learning tasks.	As a student, I will be marked as present by completing instructional videos, assignments, activities, etc. on days when I do not attend school in person.
Tuesday	Face to Face at School	In the classroom, in-person with teacher(s) following the grade level/school schedule	<p>It is HIGHLY RECOMMENDED that a student follows a schedule/routine similar to the days they are face to face in the classroom/school building.</p> <p>EXAMPLE SCHEDULES: (Click on the link) Grades K-2 (WED) Grades 3-5 Grades 6-8 Grades 9-12 </p>
Wednesday	Video Instruction and Learning at Home	Complete instruction at home with a RECOMMENDED schedule similar to a typical school day. Teachers will provide RECORDED VIDEO instruction and independent learning tasks. Students may attend a Google Meet Live session with teachers during scheduled office hours to ask questions and check-in.	
Thursday	Video Instruction and Learning at Home	Complete instruction at home with a RECOMMENDED schedule similar to a typical school day. Teachers will provide RECORDED VIDEO instruction and independent learning tasks.	
Friday	Face to Face at School	In the classroom, in-person with teacher(s) following the grade level/school schedule	

Links are live on the website [here.](#)



safe & secure

Safe & Secure Overview

Much of the information below is directly from guidance that the CDC has provided, as well as the Strong Schools NC Public Health Toolkit and the Strong Schools NCSBA Document on Transmission of COVID. Below are links to these resources for your family as well.

[Strong Schools NC Public Health Toolkit](#)

[CDC COVID Website](#)


[Strong Schools NCSBA Document on Transmission of COVID](#)

Staying Clean and Washing Hands

We hear parents and teachers say this all the time, but now more than ever it is important for children to keep their hands to themselves and away from others. Students should not touch classmates or teachers, and will have their own set of school supplies. Students will be given opportunities throughout the day to wash their hands. We encourage parents to practice proper handwashing with their child, washing for 20 seconds. It is also important for students to practice not touching their face during the day.

It is especially important to wash hands:

- Before eating food
- Before touching your face
- After using the restroom
- After touching a surface at school
- After touching your nose, coughing, or sneezing
- After handling your cloth face covering



If soap and water are not readily available, use a hand sanitizer that contains at least 60% alcohol. Cover all surfaces of your hands and rub them together until they feel dry. Hand sanitizer will be made available at school for students.

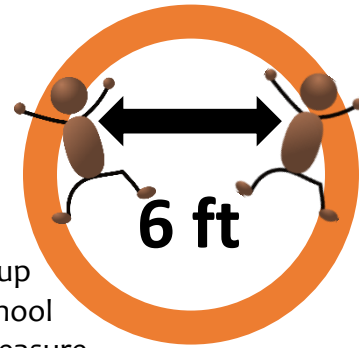


safe & secure

Social Distancing

Keep 6 feet of distance between yourself and people who do not live in your household.

- Students should maintain space from each other at all times.
- Classrooms, hallways, common areas, etc. will all be set up to maintain social distance. Floor markings, signs and school rules will help students and staff adhere to this safety measure.
- Schools will limit nonessential visitors and activities involving external groups or organizations.
- Plexiglass will be used in locations where social distancing is more difficult.



We know it can be difficult for children to understand why they need to stay 6 feet apart and how far is 6 feet exactly? Researchers recommend being honest with kids as to why 6 feet is important, so they do not make up their own scenarios with their creative imaginations. Some tips we've found to explain how far 6 feet is to children:

- Measure it out for them. Showing them with a measuring tape or ruler is a great way to help them understand. There are ways to make it fun by measuring items in your house. You could also measure it out on the floor with blocks or toys and stand on either side, giving them a reference to 6 feet of distance. Standing or sitting 6 feet apart with your child and throwing a ball back and forth could reinforce 6 feet of distance in a fun way too.

Cloth Face Coverings

Teachers, adult visitors and students in elementary, middle and high must wear cloth face coverings over their mouth and nose when they are unable to maintain social distance or may be in a situation where social distance could become a challenge, like in the hallway or in the restroom. While floor markings, signs and school rules will be in place to maintain social distancing, cloth face coverings are a great way to make sure everyone is safe. A resource for [preparing children for wearing cloth face coverings](#) can be found on the Safe & Secure page of the district website.



- You could spread COVID-19 to others even if you do not feel sick.
- The cloth face cover is meant to protect other people in case you are infected.



safe & secure

- Everyone should wear a cloth face cover in public settings and when around people who do not live in your household, especially when other social distancing measures are difficult to maintain.
- Davie County Schools will provide cloth face coverings when needed.
- Cloth face coverings should not be placed on anyone who has trouble breathing, or is unconscious, incapacitated or otherwise unable to remove the mask without assistance.
- Continue to keep about 6 feet between yourself and others. The cloth face cover is not a substitute for social distancing.

[Mask Exemption Form](#)

Cleaning

Schools, classrooms and buses will be cleaned AND disinfected daily on frequently touched surfaces. This includes tables, doorknobs, light switches, countertops, handles, desks, seats, phones, keyboards, toilets, faucets, and sinks. Wednesdays will be used as cleaning days as well, when students are home in virtual learning. Davie County Schools use an EPA-registered disinfectant when cleaning in schools. You can view a [list of our cleaners](#) here on the [Safe & Secure page](#) of the district website.



Temperature Checks/Monitoring for Symptoms

Symptom screening will be done daily for each individual coming into the building, including all students, all staff and all visitors.

- Temperature checks will be administered before entering the building and a parent/guardian attestation will be required before boarding a school bus.
- A fever is determined by a measured temperature of 100 degrees Fahrenheit or greater, as per state requirements.
- Individuals must wait six feet apart when waiting to be screened.
- The staff person taking the temperature must wear gloves, a cloth face covering, and wash and sanitize hands before touching the thermometer.




safe & secure

- Thermometers will be cleaned and sanitized regularly, using manufacturer's instructions.
- Staff will use touchless, temporal (forehead) thermometers.
- Screening will also include answering these 3 questions each day:
 1. Has it been at least 10 days since the individual first had symptoms?
 2. Has it been at least 3 days since the individual had a fever (without using fever reducing medicine)?
 3. Has it been at least 3 days since the individual's symptoms have improved, including cough and shortness of breath?
- If staff or students have tested positive for or are showing any symptoms of COVID-19 or have recently had close contact with a person with COVID-19, they **MUST STAY HOME** for the required period before returning to the school building.
- Students, staff and visitors who have a fever of 100 or more will not enter the school building.
- Students who develop symptoms during the day will be isolated in a special area designated by each school. They will be sent home to isolate at home for 10 days.

Social and Emotional Wellbeing

Davie County Schools is committed to providing a safe and secure learning environment for all students and staff. Our school counselors and social workers are here to help students and support them in their fears, anxieties and emotions. The well-being of students is so important to the overall happiness and success they will accomplish in their education. We encourage students to reach out to school counselors and Student Services staff to discuss concerns and ask questions. This includes, but is not limited to, COVID-19 related stressors and/or the racial concerns prevalent in our country. Together as a school district and a community, we can make a difference, and promote respect and love for everyone as we protect the health and safety of our students and staff. Counselor contact information is listed by school on our district or school websites. There is also a state supported hotline called Hope4NC Helpline at 1-855-587-3463. We encourage students to:



- Talk to people they trust about their concerns and how they are feeling.
- Eat healthy, exercise, get sleep and find time to unwind.
- Take routine breaks from television and social media.

The CDC has resources to [help children reduce their stress during this time](#). That information can be found on the [CDC website](#).

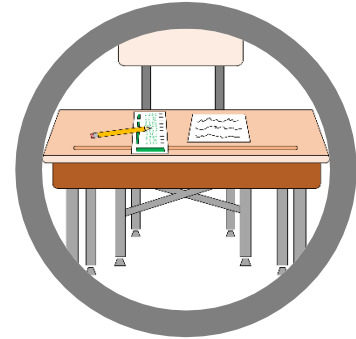


safe & secure

Classroom Setup

Classrooms will be set up with desks at proper social distance and group tables only utilized when students and teachers may remain six feet apart.

- Personal items and supplies will not be shared among Students.
- Soft furniture will be limited in classrooms.
- Soft supplies like stuffed toys or clay that cannot be easily cleaned and disinfected will not be used in classrooms.



Lunchroom Setup

Self-service food and beverage distribution is discontinued in the cafeteria, as is mass gatherings that cannot support social distancing. Meals will be served directly to students and taken back to their classrooms to maintain contact with a consistent group of students.

Transportation

Bus Drivers and all students must wear cloth face coverings over their mouth and nose when they are unable to maintain social distance or may be in a situation where social distance could become a challenge, like in the hallway or in the restroom. While floor markings, signs and school rules will be in place to maintain social distancing, cloth face coverings are a great way to make sure everyone is safe. Hand sanitizer will be available on buses.



Buses will be thoroughly cleaned daily on frequently touched surfaces. Davie County Schools use an EPA-registered disinfectant when cleaning in schools. You can view a [list of our cleaners](#) here on the [Safe & Secure page](#) of the district website. Doors and windows will remain open when cleaning and between trips to let vehicles thoroughly air out.

A [parent/guardian attestation](#) will need to be provided for students daily, to confirm that the student has been screened at home for symptoms and is free of a fever of 100 or more. Upon arrival, students will need to be screened and temperature checked prior to entering the school building.



safe & secure

Signage in Schools

Signage with guidance for students will be posted in schools. Some of the signage you can expect to see include the following:

Know Your Ws



WEAR
a cloth covering
over your nose
and mouth.



WAIT
6 feet apart.
Avoid close
contact.



WASH
your hands
or use hand
sanitizer.

STOP!

Do not enter if you
have these symptoms
of COVID-19

- Congestion or runny nose
- Headache
- Sore throat
- Nausea or vomiting
- Cough
- Shortness of breath or difficulty breathing
- New loss of taste or smell
- Diarrhea
- Fever or chills
- Muscle pain
- Fatigue

Staying apart brings us together.
 Protect your family and neighbors.



#StayStrongNC

Learn more at
nc.gov/covid19.



NC DEPARTMENT OF
HEALTH AND
HUMAN SERVICES



safe & secure

Wear a Cloth Face Covering to Protect You and Your Friends

PUT ON



WASH YOUR HANDS



PLACE OVER NOSE AND MOUTH

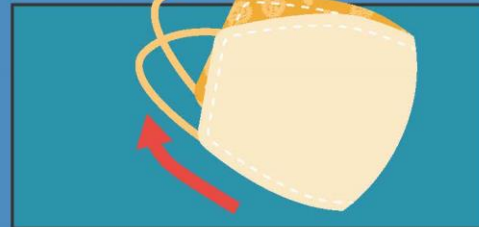


MAKE SURE YOU CAN
BREATHE EASILY

TAKE OFF



TAKE OFF YOUR FACE COVERING



FOLD OUTSIDE CORNERS TOGETHER



PUT ASIDE FOR WASHING



WASH YOUR HANDS

WASH YOUR HANDS OFTEN, WEAR A MASK, AND
STAY 6 FEET FROM OTHERS.



cdc.gov/coronavirus

CS 318104-4 07/08/2020



safe & secure



safe & secure

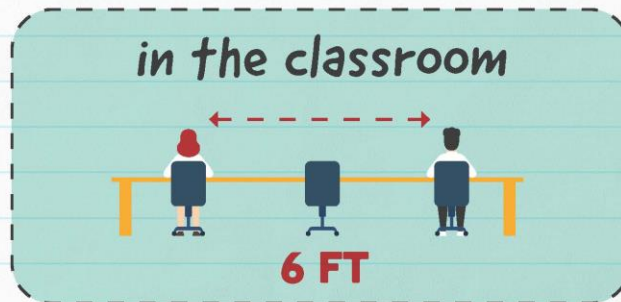
Students: Let's work together to stop the spread of COVID-19

KEEP SPACE BETWEEN YOU AND OTHERS


when outside



in the classroom



on the bus



cdc.gov/coronavirus

CS-337460-A July 20, 2020 9:09 AM



safe & secure

StJude.org has put together some fun coloring activities that we wanted to share.



Keep your hands away from your face, eyes, mouth, and nose. To keep others safe, sneeze or cough into a tissue or your elbow.

together.stjude.org



safe & secure

StJude.org has put together some fun coloring activities that we wanted to share.

Some people worry about all the changes from coronavirus. They may worry about getting sick or worry about family members.



A way to not worry as much is to share your feelings and ask for help. If you are worried, don't be afraid to tell someone.

together.stjude.org



safe & secure