Appendix A

Pre-Remediation Investigation Summary

AECOM
500 Enterprise Drive
Rocky Hill, CT 06067
aecom.com

Project name:
Greenwich High School

Project ref:
60432356

Date:
December 30, 2020

Pre-Remediation Investigation Summary

1. Purpose

In September, October, and November 2020, AECOM performed a pre-remediation investigation (PRI) to collect data which will be used to refine the remedial design presented in the Phase II Remedial Action Plan (RAP). The Phase II RAP primarily focuses on the area of concern (AOC) associated with historical fill placement (AOC 1).

The remedial alternative proposed in the Phase II RAP includes the following:

- Removal of soils impacted with polychlorinated biphenyls (PCBs) at concentrations greater than 1 part per million (mg/kg) in the top 1.5 to 2 feet below ground surface;
- Removal and off-site disposal of soils impacted with high concentrations PCBs (i.e., > 10 milligrams per kilogram (mg/kg) in soil at depths less than 6 feet bgs;
- Reuse of soil containing less than 10 mg/kg as backfill beneath the artificial turf fields;
- Installation of an impermeable liner approximately 18 inches below the artificial turf playing surface of Fields 3 and 4 and the area between these fields and the Western Parking Lot, as part of an Engineered Control (EC) to restrict access to deeper contaminated soils and prevent leaching of unsaturated zone soil; and
- The placement of clean fill above the liner and placement of two feet of clean fill in areas beyond the liner as part of the EC to prevent contact with underlying contaminated soil.

2. Previous Investigations

Extensive soil sampling has been performed throughout AOC-1. The top 0.5 foot of soil has been characterized by surficial samples collected on a 40-foot grid in most areas. Deeper soil borings were also advanced on a 40-foot grid in much of AOC-1 (particularly below Field 3). However, there are areas where there were few samples collected between 0.5 and 2 feet bgs, and additional sampling is desired to characterize soil in this interval and determine if it is suitable for use as a clean soil cap or could be excavated and used as backfill underneath the impermeable liner. The pre-remediation investigation was developed to address these questions, as well as other data gaps that have the potential to delay regulatory approval of the Phase II RAP.

3. Sampling Plan Overview

Pre-remediation investigation sample locations and depths were selected to provide data to better define the limits of excavation and characterize shallow soils, as described above. Rationale and results for PRI samples are provided in the sections below, and PRI sample locations are shown on **Figure 1**, along with pre-existing PCB sample data. **Table 1** summarizes the number of borings and samples for each analysis by subarea within AOC-1.

Table 1: Pre-remediation sample plan summary

Area	# of Boring Locations	# of PCB Samples	# of Lead Samples	# of Arsenic Samples	# of PAH Samples	# of ETPH Samples	# of ETPH SPLP	# of Metals Samples	# of VOCs Samples
Parking Lot	12	29	0	0	8	8	0	6	0
Field 5	7	8	2	0	2	2	0	0	0
Field 2	12	9	8	0	2	2	0	0	1
Areas Bordering Fields 3 and 4	11	12	2	2	4	4	3	4	0
Fields 3 and 4	20	65	4	0	0	0	0	0	0
Total	62	123	16	2	16	16	3	10	1

4. Assumptions

This pre-remediation sampling plan was developed assuming the following:

- Site groundwater will be reclassified to GB; therefore, the GB pollutant mobility criteria (PMC) are applicable.
- Groundwater samples collected from monitoring wells downgradient of the proposed impermeable liner and upgradient of West Brothers Brook, including MW-Y9, MW-P7, MW-P11, and MW-S15, will be used to establish compliance for contaminants of concern (COCs) that exceed the GB PMC in soil.
- The background arsenic concentration for native soils at the site is 25 milligrams per kilogram (mg/kg). Arsenic concentrations in the area of historical fill materials will be compared to the background concentration.

The following sections present a detailed description of the sampling plan, rationale for sample locations and analyses, and summary of sample results.

5. Western Parking Lot

The Western Parking Lot was extended to the west and south in 2015. Expansion of the western parking lot included soil excavation in an area previously identified as having PCBs in soil at concentrations greater than 50 mg/kg. To document PCB concentrations in soil remaining beneath the newly constructed parking lot, 30 soil samples were collected at the base of the excavation prior to backfilling and paving (AECOM, 2016). Samples were collected at approximately 2 feet bgs and denoted with “PLB” in sample IDs. The existing pavement consists of 6 inches of asphalt and 10 inches of processed aggregate base. The Phase II RAP will propose using the asphalt and aggregate base as an EC in areas where PCBs will remain below the parking lot at concentrations greater than 10 mg/kg.

The following summarizes the purpose of PRI samples collected in the parking lot and the results:

- Boring Y16.5 was completed to delineate the eastern extent of PCBs detected at greater than 500 mg/kg at a depth of 3 to 3.7 feet bgs in boring Y16-SB63, which is located in the grass at the western edge of the parking lot.

  - PCBs were detected at a concentration of 31 mg/kg in sample Y16.5(3-3.5'), indicating that the high concentrations of PCBs detected at Y16-SB63 do not extend east beneath the parking lot.

- Three borings were completed to delineate the upper extent of soil containing greater than 100 mg/kg PCBs, as identified from 5 to 7 feet bgs in utility trench samples MU-SB17, MW-SB28, and MU-SB35, which are located west of the Music Instructional Space and Auditorium (MISA).
  - PCB concentrations were below 1 mg/kg within the top 4 feet at borings AF20, AH20, and AJ20.5.
  - PCB concentrations were below 50 mg/kg between 5 and 7 feet bgs at boring AH20.
  - PCBs were detected at concentrations exceeding 500 mg/kg from 5 to 7 feet bgs at AJ20.5 and AF20. These samples were analyzed for PCBs via synthetic precipitation leaching procedure (SPLP), and results exceeded the GB PMC.
- Two borings were completed to delineate PCBs in shallow soil at boring MB-55 (2.04 mg/kg at 0.5 to 1 feet) in shallow soil within the unpaved area located immediately west of the pool building.
  - PCBs were detected at concentrations less than 1 mg/kg at 0 to 0.25 feet and 0.5 to 1 foot bgs in the grass curbing area immediately adjacent to historical sample MB-55.
  - PCBs were detected at a concentration of 12 mg/kg in a sample collected from 0.5 to 1 foot boring South-B5 and at a concentration of 1.6 mg/kg in samples collected from 0 to 0.25 feet and 2 to 3 feet. PCB concentrations were below 1 mg/kg in samples collected within the top 3 feet bgs at boring South-B4.
- Four borings were completed to characterize the top 3 feet of soil in grassy areas near the northwest corner of the MISA. Building. Samples were analyzed for PCBs, polycyclic aromatic hydrocarbons (PAHs), extractable total petroleum hydrocarbons (ETPH), and metals to evaluate the suitability of the soil to be a clean soil cap above PCB-impacted soils present at a depth of 3 to 4 feet bgs at MB-21 and 5 to 7 feet bgs at MU-SB34 and MU-SB35.
  - PCBs were detected at concentrations exceeding 1 mg/kg but less than 10 mg/kg at sample locations North-B2 (2-3') and North-B4 (2-4'). PCB concentrations were 1 mg/kg or less in shallower samples at these locations. PCBs were detected at concentrations less than 1 mg/kg at sample locations North-B1 and North-B3.
  - ETPH was detected at a concentration exceeding the R DEC and GA PMC in North-B1 (0.5-1'). Metals, PAHs, and ETPH were not detected above criteria at North-B2, North-B3, or North-B4.

Sample analytical results are presented on **Table 1** and sample locations are shown on **Figure 1**. Boring logs are provided in **Attachment A**. Analytical laboratory reports are provided in **Attachment B**.

6. Field 2

Multiple targeted excavations are being proposed in the Phase II RAP to remove PCBs and other COCs at concentrations greater than 1 mg/kg in the top 2 feet bgs in and immediately east of Field 2. Sampling was performed to better delineate these excavations and to evaluate the suitability of shallow soil to serve as a clean soil cap. The rationale for each sample location and analytical results of the Field 2 PRI are summarized below:

- In the area of boring S9-SB236, an excavation is planned to remove PCBs at a concentration greater than 1 mg/kg from 0-0.5 feet (S9-SS32). PCBs were detected at less than 1 mg/kg from 1 to 2 feet bgs at the same location. However, lead was detected at a concentration of 1,050 mg/kg from 2.5 to 3.5 feet bgs with no shallower data.
  - PRI sample S9-SB236 (1.5-2) was collected to characterize lead concentrations between 1 and 2 feet bgs to determine whether soil in that interval was sufficiently clean to serve as a clean soil cap. The concentration of lead detected was below the DEC.

- At boring V9-SB234, vinyl chloride was previously detected at a concentration exceeding the R DEC from 2.5 to 4.5 feet bgs. The concentration reported for vinyl chloride in this sample was qualified by the laboratory as estimated with a potentially high bias. This area was further delineated in 2012 when samples were collected in the top 0.5 feet and analyzed for VOCs and VOCs by SPLP and soil at boring location V9-SB234 was re-sampled from 2.5 to 4 feet bgs. VOCs were not detected in the top 0.5 feet by mass or SPLP analysis. In the 2012 resample of V9-SB234, vinyl chloride exceeded the R DEC but not the GB PMC and TCE exceeded the GB PMC from 2.5 to 4 feet bgs. No data for VOCs between 0.5 to 2.5 feet was previously collected in this area.
  - PRI sample V9-SB234 (1-2) was collected to determine whether soil in the top 2 feet in this area can serve as a clean soil cap. VOCs were not detected. Lead was also analyzed in this samples and detected at a concentration below the DEC.
- While surficial samples are widespread on Field 2, the density of borings characterizing soil between 0.5 and 2 feet was somewhat sparser in parts of right field and center field than elsewhere on Field 2.
  - PRI sample W15(1.5-2)-1 was collected to characterize shallow soil in right field to determine whether it was suitable for use in a clean soil cap. PCBs and lead were detected at concentrations below DEC.
  - PRI sample X9 (1.5-2') was collected to characterize shallow soil in center field to determine whether it was suitable for use in a clean soil cap. PCBs were detected at a concentration below the DEC.
- In boring Q10-SB411, benzo(a)pyrene and benzo(b)fluoranthene were previously detected at concentrations exceeding the R DEC and GB PMC in samples collected from 4 to 5 feet bgs with no shallower data available in the area.
  - PRI sample Q10-SB411 (1.5-2)-1 was collected to assess PAH concentrations in shallow soil in this area. PAHs were not detected.
- In boring U11-SB421: PCBs, ETPH, and lead were previously detected at concentrations exceeding the R DEC from 6 to 7 feet bgs. No shallower samples were collected for ETPH analysis, but lead kg and PCBs were detected at concentrations exceeding DEC from 2 to 3 feet bgs.
  - PRI sample U11-SB421 (1.5-2)-1 was collected to characterize ETPH, PCBs and lead concentrations in the top 2 feet to determine whether the soil was suitable for a clean soil cap. PCBs and lead were detected at concentrations greater than DEC, and ETPH was detected at concentrations below the R DEC.
- PCBs were previously detected at a concentration of 278 mg/kg and lead detected at a concentration of 5,120 mg/kg in the sample collected from 3 to 4 feet bgs at boring S14-SB331, and PCBs were detected at a concentration of 236 mg/kg and lead at a concentration of 1,040 mg/kg in the sample collected from 5 to 5.5 feet bgs at boring T14-SB330.
  - PRI sample S13 (1.5-2)-1 was collected to evaluate whether soil located west of borings S14-SB331 and T14-SB330 was suitable to incorporate into the clean soil cap. PCBs were detected at a concentration of 1.3 mg/kg, and lead was detected at concentrations below the DEC.
  - PRI sample S14-SB331 (1.5-2)-1 was collected to assess whether impacts detected between 3 and 4 feet bgs at boring S14-SB331 are also present in the top 2 feet. PCBs were detected at a concentration of 19 mg/kg, and lead was detected at a concentration of 53 mg/kg.
  - PRI sample T14-SB330 (1.5-2)-1 was collected to assess whether impacts detected from 5 to 5.5 feet bgs at boring T14-SB330 are also present in the top 2 feet and to support the clean soil cap. PCBs were detected at a concentration of 3.2 mg/kg, and lead was detected at a concentration of 37 mg/kg.
- At boring U14-SB329, PCBs were previously detected at a concentration of 16.9 mg/kg from 2 to 2.5 feet, and ETPH were detected at concentrations exceeding R DEC from 4 to 4.5 feet. While PAHs were not detected in this boring, reporting limits were greater than applicable criteria.

  - PRI sample U14-SB329 (1.5-2)-1 was collected to vertically delineate PCBs and ETPH and assess PAH impacts in shallow soil. PCBs were detected at a concentration of 15 mg/kg; PAHs were not detected; and ETPH was detected at a concentration below the R DEC.

- At boring T15-SB365, PCBs were detected from 2.5 to 3 feet bgs at a concentration of 27.8 mg/kg.
  - PRI sample T15-SB365 (1.5-2)-1 was collected to vertically delineate PCBs in excess of the R DEC. PCBs were detected at a concentration of 7.6 mg/kg from 1.5 to 2 feet bgs.
- At boring U16-SB368, PCBs were detected at a concentration of 3.39 mg/kg from 3.5 to 4 feet bgs, and PCBs were detected at concentrations below R DEC in surficial samples. While lead did not exceed criteria at this location, it exceeded R DEC in nearby borings U15-SB328 and V16-SB34 between 2 and 3 feet bgs, with no data available between 0 and 2 feet bgs.
  - PRI sample U16-SB368 (1.5-2)-1 was collected and analyzed for PCBs and lead. Lead was detected at a concentration below the R DEC, and PCBs were detected at a concentration of 6.2 mg/kg.

Sample analytical results are presented on **Table 1,** and sample locations are shown on **Figure 1**. Boring logs are provided in **Attachment A**. Analytical laboratory reports are provided in **Attachment B**.

7. Field 5

The Phase II RAP proposes excavations in the southwest corner of Field 5 to remove PCBs at concentrations exceeding 1 mg/kg in the top 2 feet bgs (AM16 and AK17) and exceeding 500 mg/kg from 3 to 4 feet bgs (AK16-SB483). The remainder of Field 5 has been assessed as having lower levels of PCBs and not requiring remedial excavations. Six borings were completed to delineate the area of impacts requiring remediation and to further assess COC concentrations in the top two feet of soil for purposes of determining whether it was suitable for use as a clean soil cap.

The rationale for each sample location and analytical results of the PRI are summarized below:

- At boring AM16-SB270, PCBs were previously detected at a concentration of 20.37 mg/kg from 4 to 5 feet bgs and were also detected at 2.8 mg/kg from 0 to 0.5 feet bgs in adjacent soil sample AM16-SS108. An excavation extending to 2 feet bgs is planned to remove the surficial soil at these locations. In addition, lead was detected at a concentration above the R DEC from 3 to 4 feet bgs at boring AN15-SB438, which is located under Field 4.
  - PRI sample AN16 (1.5-2)-1 was collected north of AM16-SB270 and east of boring AN15-SB438 to assess whether PCB and lead impacts are present in the top 2 feet bgs. PCBs and lead were detected at concentrations below R DEC, indicating that soil in this area is suitable as a clean soil cap.
- At boring AP16-SB269: PCBs were detected at AP16-SB269 from 4 to 5 feet at a concentration of 6.2 mg/kg.
  - PRI sample AP16 (1.5-2)-1 was collected to assess PCB concentrations in this interval. PCBs were not detected, indicating that shallow soil in this area is suitable for a clean soil cap.
- At boring AK16-SB483, PCBs were previously detected at a concentration of 2,238 mg/kg, and additional data was desired to delineate these impacts and determine whether shallow soil nearby would be suitable for reuse on site or as a clean soil cap.
  - PRI sample AL17 (1-2)-1 was collected north and east of the proposed excavation in the southwest corner of Field 5 to assess PCBs, lead, PAHs, and ETPH and confirm that the shallow soil was suitable as a clean soil cap in this area. PCBs, lead, and ETPH were detected at concentrations below the R DEC. PAHs were not detected.
  - PRI samples AK16.5 (2-4)-1 and AK16.5 (4-6)-1 were collected east of AK16-SB483 to verify excavation extents proposed to remove high concentration PCB impacts at AK16-SB483. PCBs were detected at a concentration of 510 mg/kg from 2 to 4 feet and 1,100 mg/kg from 4 to 6 feet. AK16.5 (2-

4)-1 was also analyzed for VOCs due to an elevated PID reading. Naphthalene was detected at a concentration of 8.4 mg/kg, which exceeds its GA PMC.

- At boring AN17-SB481, PCBs were previously detected at a concentration of 1.14 mg/kg from 4 to 5 feet at this location. However, no samples had been collected between 0.5 and 2 feet bgs to vertically delineate these PCBs.
  - PRI sample AN17 (1.5-2)-1 was collected vertically delineate PCB impacts at this location and determine whether shallow soil was suitable for use in a clean soil cap. PCBs were detected at a concentration below the R DEC.
- At boring AL19-SB491, PCBs were previously detected at a concentration of 1.2 mg/kg from 2 to 3 feet at this location, but no samples were collected between 0.5 and 2 feet bgs.
  - PRI sample AL19 (1.5-2.0)-1 was collected to vertically delineate PCB impacts at this location and determine whether shallow soil was suitable for use in a clean soil cap. PCBs were detected at a concentration below the R DEC.
- At boring AO21-SB482, PCBs, ETPH, and lead were previously detected at concentrations exceeding the R DEC in a soil sample collected from 6 to 7 feet. PAHs were not detected; however, the reporting limit was greater than the DEC for some compounds. A sample was also collected from 3 to 4 feet and analyzed for PCBs and metals and indicated no exceedances, but ETPH concentrations had not been vertical delineated.
  - PRI sample AO21 (1.5-2)-1 was collected and analyzed for PCBs, ETPH, and PAHs to horizontally delineate impacts and support the clean soil cap. ETPH and PAHs were detected below applicable criteria, and PCBs were not detected.

8. Areas Bordering Fields 3 and 4

This section discusses the evaluation of shallow soil in the areas to the south and west of Fields 3 and 4 to determine the depth of excavation needed to remove soil with COC concentrations in excess of the R DEC, such that a clean soil cap can be constructed in this area. The impermeable liner will extend to the area between Fields 3 and 4 and the Western Parking Lot, and therefore that area is discussed in conjunction with Fields 3 and 4 below. PCBs are present in surficial soils (0 to 0.5 feet bgs) in the grassy areas south and west of Field 3 and portions of Field 4. The Phase II RAP proposes removing all PCBs greater than 1 mg/kg in the top 2 feet of soil. The top 0.5 feet of surface soil in this area is well characterized. Excavations are proposed to a depth of 1 foot in areas where R DEC are exceeded in surface soil. Given that minimal data exists to sufficiently characterize the 1 to 2-foot interval, PRI samples were proposed throughout this area to determine if excavations need to extend to 2 feet bgs. Where PRI samples indicate that PCBs or other COCs are present at concentrations exceeding the R DEC in the top 2 feet, excavations will be advanced to allow for a 2-foot clean soil cap. Sample results indicating that COCs are not present at concentrations exceeding R DEC would indicate that soil is appropriate for use in a clean soil cap.

The rationale for each sample location and analytical results of the PRI are summarized below:

- At boring Y16-SB63, PCBs were previously detected at a concentration of 636 mg/kg from 3 to 3.7 feet bgs and 1.47 mg/kg from 1 to 2 feet bgs at Y16-SB63. A 4-foot excavation is proposed to remove soil around Y16-SB63. Other nearby shallow samples collected from 0 to 0.5 feet bgs contained PCBs at concentrations greater than 1 mg/kg but less than 10 mg/kg.
  - PRI sample X/Y15.5 (1-1.5)-1 was collected to assess whether the top 1.5 feet of soil in this area can be reused beneath the impermeable liner. PCBs were detected at a concentration below the R DEC.
  - PRI sample X/Y15.5 (3-3.5)-1 was collected to delineate the greater than 500 mg/kg impacts at Y16-SB63. PCBs were detected at a concentration of 8.1 mg/kg. I
- At borings X14-SS65 and Y14-SS72, PCBs were previously detected in surficial soils at a concentration of 1.54 mg/kg at X14-SS65 and at a concentration of 2.06 mg/kg at Y14-SS72.

  - PRI sample X/Y14(1.5-2)-1 was collected in this area and analyzed for PCBs to determine whether the proposed excavation in this area should be extended to 2 feet bgs. This sample was also analyzed for ETPH, PAHs, and lead to vertically delineate concentrations exceeding R DEC at deeper intervals at boring locations Y14-SB314 and X14-SB325. PAHs and ETPH were not detected. PCBs and lead were detected at concentrations below their respective R DEC.

- At borings Y13-SS309 and Y11-SS313, PCBs were previously detected in surficial soils at a concentration of 1.79 mg/kg at Y13-SS309 and 1.63 mg/kg at Y11-SS313.
  - PRI sample was Y12.5(1.5-2)-1 collected in this area and analyzed for PCBs to determine if the proposed excavation in this area should be extended to 2 feet bgs. PCBs were detected at a concentration of 0.43 mg/kg.
- At borings Y10-SS314 and Y11-SS313, PCBs were previously detected in surficial soils at concentrations of 1.03 mg/kg at Y10-SS314 and 1.63 mg/kg at Y11-SS313.
  - PRI sample Y10.5(1.5-2)-1 was collected in this area and analyzed for PCBs to determine if the proposed excavation should be extended to 2 feet bgs. This sample was also analyzed for antimony, arsenic, copper, lead to vertically delineate metals concentrations exceeding R DEC at deeper intervals in this area. PCBs were detected at a concentration of 4.2 mg/kg, and lead, arsenic, and copper were detected at concentrations below applicable criteria. Antimony was not detected.
- At borings Y7-SB273, ETPH, lead, and cadmium were previously detected at concentrations above R DEC in the sample collected from 2 to 3 feet at Y9-SB359. At boring Y7-SB273, PCBs, lead, and ETPH were previously detected at concentrations exceeding R DEC in a sample collected from 3 to 5 feet bgs. Reporting limits for PAHs exceeded criteria in this latter sample. In nearby surficial soil sample locations Y9-SS315 and Z8-SS316, PCBs were previously detected at concentrations below 1 mg/kg in the top 0.5 feet bgs. However, no samples were collected from 1 to 2 feet bgs in this area.
  - PRI samples Y7(1.5-2)-1, Y9(1.5-2)-1, Z9 (1-1.5)-1 were collected in the vicinity of these two borings to assess whether the top 2 feet were suitable for use as a clean soil cap. PCB and lead concentrations exceeded the R DEC at sample locations Y7 and Y9, and PCBs were detected at a concentration of 7.7 mg/kg at location Z9.
- At sample location AA8-SS317, PCBs were previously detected at a concentration of 7.24 mg/kg. ETPH, PAHs, lead, and arsenic were detected at concentrations exceeding R DEC at boring AA8-SB274 in a sample collected from 4 to 4.5 feet bgs at concentrations exceeding their respective R DEC.
  - PRI sample AA8(1-2)-1 was collected to vertically delineate PCBs and other COCs and determine if the excavation needs to extend to 2 feet bgs. PCBs were detected at a concentration of 1.8 mg/kg, and ETPH, lead, and PAHs were detected below applicable criteria. Arsenic was not detected.
- At sample locations AC8-SS82, PCBs were previously detected at a concentration of 8.39 mg/kg in surficial soil. In addition, several metals were detected at concentrations above R DEC in a sample collected from 3.5 to 3.6 feet at AD9-SB469.
  - PRI sample AC8(1-2)-1 was collected for PCB and metals analysis to determine whether these impacts were present between 1 and 2 feet bgs. PCBs and lead were detected at concentrations exceeding the R DEC. Other metals were detected at concentrations below applicable criteria.
- At sample location AG9-SS92, PCBs were previously detected at a concentration of 1.02 mg/kg in surficial soil. However, no samples were collected from 1 to 2 feet bgs in this area.
  - PRI sample AG8(1-2)-1 was collected for PCB analysis to determine whether excavation in this area needs to extend to 2 feet bgs to establish a 2-foot thick clean soil cap. PCBs were detected at a concentration of 1.85 mg/kg.
- At sample location AL10-SS176, PCBs were previously detected at a concentration of 1.37 mg/kg in surficial soil.

- PRI sample AL10 (1-2)-1 was collected for PCB analysis to determine whether excavation in this area needs to extend to 2 feet bgs to establish a 2-foot thick clean soil cap. PCBs were detected at a concentration of 3.64 mg/kg.

9. Fields 3 and 4

The Phase II RAP proposes installing an impermeable liner at approximately 18 inches beneath the playing surface of Field 3 and Field 4 and in the area between the fields and the parking lot. Excavations will be performed throughout this area to approximately to 1.5 feet to allow for installation of the impermeable liner and to remove PCBs at concentrations exceeding 1 mg/kg in the top 1.5 feet. Deeper excavations are proposed in areas where PCBs are present at high concentrations in potentially accessible soil beneath this area. In areas where PCBs are not present at concentrations exceeding 10 mg/kg within the top 1.5 feet, it is proposed that soil and stone (turf field subbase) be reused to backfill deeper excavations beneath the liner (above the water the table).

The stone layer beneath the turf field drainage mats is approximately 4 to 8 inches thick, based on turf field design drawings. Concentrations in the stone were characterized by a series of 24 samples collected beneath Fields 3 and 4. PCB concentrations in these samples were mostly less than 1 mg/kg and were all less than 10 mg/kg. This material is therefore proposed for reuse based on the existing dataset. Reuse is likewise proposed for some soil. However, additional data will be needed to assess potential soil reuse in some instances. In areas of deeper excavations, where PCB concentrations exceeding 500 mg/kg are targeted, shallower will not be reused.

PRI samples were collected in the area of Fields 3 and 4 to delineate the horizontal extents of proposed deeper excavations and to characterize the soil beneath the stone subbase (between ~0.5 and 1.5 feet bgs) for reuse beneath the liner.

The rationale for each sample location and analytical results of the PRI are summarized below:

- At soil boring AA12-SB452, PCBs were previously detected at a concentration of 856 mg/kg from 3.5 to 4 feet bgs at AA12-SB452. An is proposed to remove AA12-SB452. Additional are needed to horizontally delineate these impacts and to assess whether the top 1.5 feet of soil in the area surrounding this excavation can be reused beneath the impermeable liner.
  - PRI samples were collected at borings Z/AA13, AA/AB12, and AA11 from 1 to 1.5 feet, 3 to 4 feet, and 4 to 5 feet and analyzed for PCBs. PCBs were detected at concentrations below 10 mg/kg in the 1 to 1.5 interval at all three locations. PCBs were not detected in deeper intervals at boring AA11 and were detected at a maximum concentration of 1.44 mg/kg at boring Z/AA13. At boring AA/AB12, PCBs were detected at a concentration of 95 mg/kg from 3 to 4 feet and at 36 mg/kg from 4 to 5 feet.
- At boring AD14-SB465, PCBs were previously detected at a concentration of 159 mg/kg from 4 to 5 feet bgs. No shallower soil samples were collected at this location.
  - PRI sample AD14 (1-1.5)-1 was collected to determine if soil from this depth interval may be used as backfill beneath the liner. PCBs were not detected.
- At borings AC13-SB468, AD13-SB470, and AE13-SB463, PCBs were previously detected at concentrations greater than 1 mg/kg and less than 10 mg/kg in samples collected from depths ranging from 3 to 5 feet bgs with no shallower data collected.
  - PRI sample AD13 (1-1.5)-1 was collected to determine if soil from this depth interval may be used as backfill beneath the liner. PCBs were detected at a concentration of 0.41 mg/kg.
- At boring AC12-SB466, PCBs were previously detected at a concentration of 161 mg/kg from 3.5 to 4 feet bgs no shallower data collected.
  - PRI sample AC12 (1-1.5)-1 was collected to determine if soil from this depth interval may be used as backfill beneath the liner. PCBs were detected at a concentration of 0.12 mg/kg.

- PCBs were previously detected at a concentration of 52.8 mg/kg from 4.5 to 5 feet bgs at boring AC10-SB474 and at 18.23 mg/kg at boring AD9-SB469 from 3.5 to 3.6 feet bgs with no shallower data collected.
  - PRI sample AC9.5 (1-1.5)-1 was collected to determine if soil from this depth interval may be used as backfill beneath the liner. PCBs were detected at a concentration of 0.11 mg/kg.
- At borings AG12-SB453 and AG13-SB455, PCBs concentrations were detected at concentrations exceeding 500 mg/kg between 4 and 5 feet bgs.
  - Three borings (AF12, AG11, AH12) were advanced to the west, south, and north of these prior samples to delineate greater than 500 mg/kg impacts and determine if soil from in the top 1.5 feet may be used as backfill beneath the liner. PCBs were detected at concentrations exceeding 500 mg/kg at AF12 (5-6'), AG11 (4-5'), and AG11 (5-6').
- At boring AF14-SB454, PCBs were previously detected at a concentration of 694 mg/kg from 4 to 5 feet, and no shallower soil samples were collected.
  - One boring (AF14) was advanced immediately south of AF14-SB454 and the excavation boundary to verify the vertical limits of the excavation and to assess whether soil in the top 1.5 feet outside the excavation may be used as backfill beneath the liner. PCBs were detected at a concentration of 4.3 mg/kg from 1 to 1.5 feet, 140 mg/kg from 2 to 4 feet, 500 mg/kg from 4 to 5 feet, and 34 mg/kg from 5 to 6 feet.
- At borings AN13-SB437 and AP14-SB435, PCBs were previously detected at concentrations of 3,518.9 mg/kg and 327.99 mg/kg, respectively at depths of up to 3 feet bgs. Additional sampling was performed to better delineate PCB impacts in the northern portion of Field 4.
  - Borings were advanced at AN11, AN12, AN14.5, AQ12, AP13, AQ14, and AQ15, and samples were collected from 1-1.5', 2-4', 4-5', and 5-6' to delineate PCB impacts and characterize the top 1.5 feet beneath Field 4 for potential reuse as backfill beneath the liner. PCBs were detected at a concentration exceeding 500 mg/kg from 2 to 4 feet bgs at boring AN14.5.At AQ14 and AQ12, PCBs were detected at concentrations greater than 50 mg/kg from 1 to 1.5 feet. At AM13, PCBs were detected at a concentration of 22 mg/kg from 1 to 1.5 feet. PCB concentrations were less than 10 mg/kg from 1 to 1.5 feet at AN11, AN12, AO13, AP13, AQ15, and AN14.5.

10. Conclusion

The primary goals of the pre-remediation investigation were to (1) evaluate the 0.5- to 2-foot interval to determine areas where PCBs were present at concentrations exceeding 1 mg/kg in the top 2 feet, (2) determine where soil may be suitable for use as a clean soil cap, and (3) vertically delineate criteria exceedances of various COCs identified in deeper intervals during previous investigations. PCB impacts at concentrations exceeding 1 mg/kg in the 0.5- to 2-foot interval were identified in Field 2 and the area surrounding Fields 3 and 4. Excavations planned for these areas will extend to 2 feet to ensure the top 2 feet of soils are clean following remediation. Beneath Fields 3 and 4, the majority of soil in the top 1.5 feet was determined to contain PCBs at concentrations less than 10 mg/kg, with the exception of the northern portion of Field 4. Based on these data, the top 18 inches of stone or soil below the playing surface of Field 3 and most of Field 4 may be reused as backfill in the deeper excavations.

PRI sample results are being utilized during the development of the Phase II RAP.

Attachments:

Figure 1 – Pre-Remediation Investigation Sample Locations

Table 1 – Pre-Remediation Investigation Sample Analytical Results

Attachment A – Pre-Remediation Investigation Boring Logs

Attachment B – Analytical Laboratory Reports

Figure

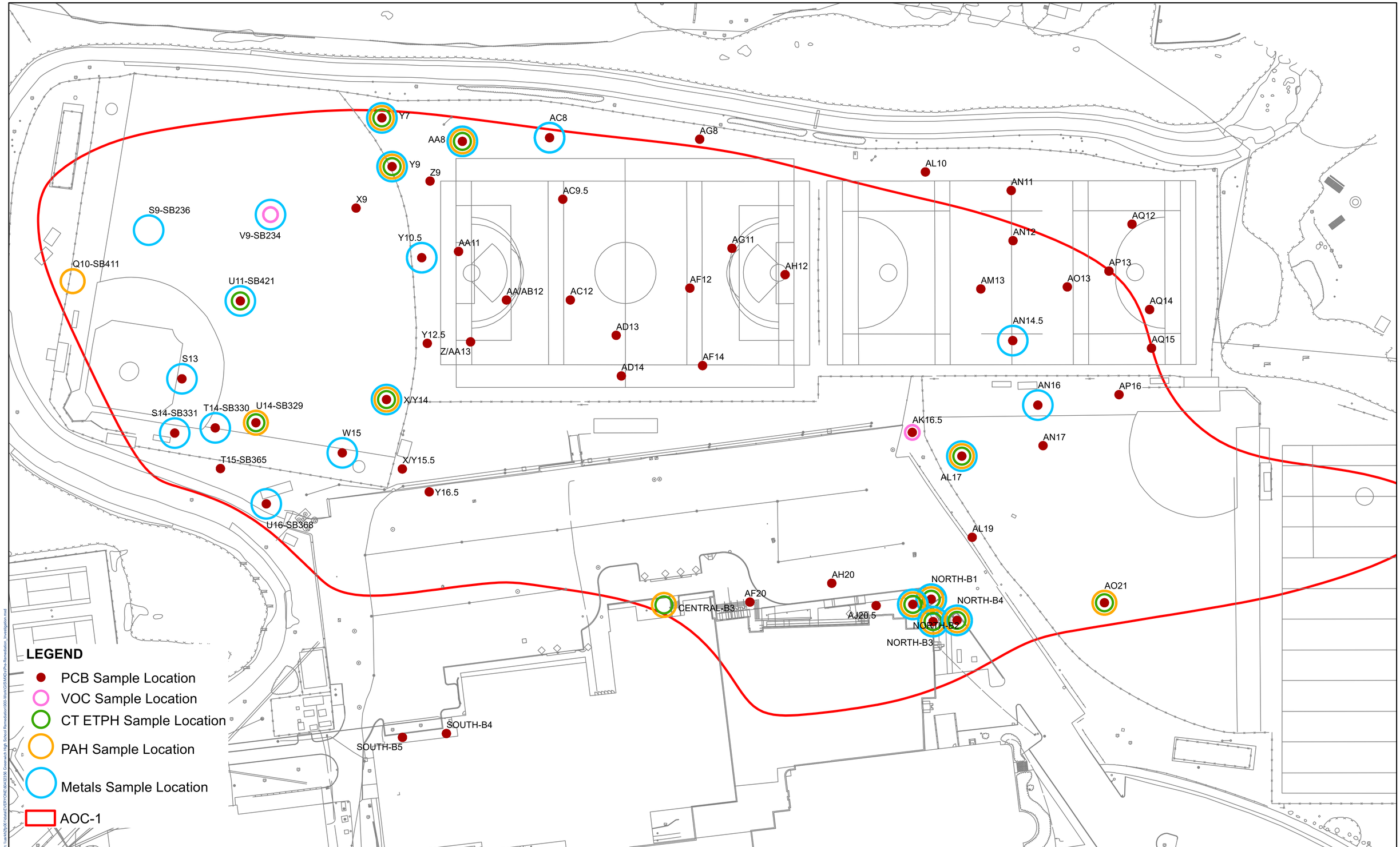

GREENWICH HIGH SCHOOL
10 HILLSIDE ROAD
GREENWICH, CT

SOURCE:
2010 AERIAL ORTHOPHOTO FROM STATE OF CONNECTICUT
DEPARTMENT OF ENERGY & ENVIRONMENTAL PROTECTION.

AECOM Environment
500 ENTERPRISE DR, STE 1A
ROCKY HILL, CT 06067
(860) 263-5800
www.aecom.com

AECOM

N

SCALE:
1" = 40'
0 20 40 80 120 Feet
SCALE

UNLESS OTHERWISE NOTED OR CHANGED BY REPRODUCTION

SAMPLE LOCATIONS & ANALYSES
2020 PRE-REMEDIATION INVESTIGATION

PROJECT NUMBER:
60432356

FIGURE:
1

Table

Table 1
Pre-Remediation Investigation
Soil Analytical Data

Greenwich High School
10 Hillside Road
Greenwich, CT

Location ID **Depth Interval** **Sample ID** **Sample Date** **SDG**	**Unit**	**2013 GA PMC**	**2013 GB PMC**	**2013 RES DEC**	**AA/AB12** **1 - 1.5 ft** **AA/AB12 (1-1.5)-1** **10/9/2020** **20J0524**	**AA/AB12** **3 - 4 ft** **AA/AB12 (3-4)-1** **10/9/2020** **20J0524**	**AA/AB12** **4 - 5 ft** **AA/AB12 (4-5)-1** **10/9/2020** **20J0524**	**AA11** **1 - 1.5 ft** **AA11 (1-1.5)-1** **10/9/2020** **20J0524**	**AA11** **3 - 4 ft** **AA11 (3-4)-1** **10/9/2020** **20J0524**	**AA11** **4 - 5 ft** **AA11 (4-5)-1** **10/9/2020** **20J0524**	**AA8** **1 - 2 ft** **AA8(1-2)-1** **9/17/2020** **20I0953**	**AA8** **1 - 2 ft** **AA8(1-2)-2** **9/17/2020** **20I0953**	**AC12** **1 - 1.5 ft** **AC12 (1-1.5)-1** **10/9/2020** **20J0524**	**AC8** **1 - 2 ft** **AC8(1-2)-1** **9/17/2020** **20I0953**	**AC9.5** **1 - 1.5 ft** **AC9.5 (1-1.5)-1** **10/9/2020** **20J0524**	**AD13** **1 - 1.5 ft** **AD13 (1-1.5)-1** **10/9/2020** **20J0524**	**AD14** **1 - 1.5 ft** **AD14 (1-1.5)-1** **10/9/2020** **20J0524**
CTETPH																	
Aliphatic Hydrocarbons (ETPH) C9-C36	mg/kg	**500**	2500	**500**	NA	NA	NA	NA	NA	NA	**110**	**140**	NA	NA	NA	NA	NA
CTETPH-SPLP																	
Aliphatic Hydrocarbons (ETPH) C9-C36	mg/l	NE	NE	NE	NA	NA	NA	NA	NA	NA	< 0.15	< 0.17	NA	NA	NA	NA	NA
VOCs																	
1,2,4-Trimethylbenzene	mg/kg	NE	NE	500	NA	NA	NA	NA	NA	NA	NA	NA	NA	NA	NA	NA	NA
1,2-Dichlorobenzene	mg/kg	3.1	3.1	500	NA	NA	NA	NA	NA	NA	NA	NA	NA	NA	NA	NA	NA
1,4-Dichlorobenzene	mg/kg	1.5	15	26	NA	NA	NA	NA	NA	NA	NA	NA	NA	NA	NA	NA	NA
Chlorobenzene	mg/kg	2	20	500	NA	NA	NA	NA	NA	NA	NA	NA	NA	NA	NA	NA	NA
Ethylbenzene	mg/kg	10.1	10.1	500	NA	NA	NA	NA	NA	NA	NA	NA	NA	NA	NA	NA	NA
Isopropylbenzene	mg/kg	NE	NE	500	NA	NA	NA	NA	NA	NA	NA	NA	NA	NA	NA	NA	NA
m,p-Xylenes	mg/kg	NE	19.5	NE	NA	NA	NA	NA	NA	NA	NA	NA	NA	NA	NA	NA	NA
Naphthalene	mg/kg	**5.6**	56	1000	NA	NA	NA	NA	NA	NA	NA	NA	NA	NA	NA	NA	NA
n-Butylbenzene	mg/kg	NE	NE	500	NA	NA	NA	NA	NA	NA	NA	NA	NA	NA	NA	NA	NA
n-Propylbenzene	mg/kg	NE	NE	500	NA	NA	NA	NA	NA	NA	NA	NA	NA	NA	NA	NA	NA
p-Isopropyltoluene	mg/kg	NE	NE	500	NA	NA	NA	NA	NA	NA	NA	NA	NA	NA	NA	NA	NA
sec-Butylbenzene	mg/kg	NE	NE	500	NA	NA	NA	NA	NA	NA	NA	NA	NA	NA	NA	NA	NA
Toluene	mg/kg	20	67	500	NA	NA	NA	NA	NA	NA	NA	NA	NA	NA	NA	NA	NA
SVOCs																	
Anthracene	mg/kg	40	400	1000	NA	NA	NA	NA	NA	NA	< 0.21	< 0.21	NA	NA	NA	NA	NA
Benzo(a)anthracene	mg/kg	1	1	1	NA	NA	NA	NA	NA	NA	< 0.21	< 0.21	NA	NA	NA	NA	NA
Benzo(a)pyrene	mg/kg	1	1	1	NA	NA	NA	NA	NA	NA	< 0.21	< 0.21	NA	NA	NA	NA	NA
Benzo(b)fluoranthene	mg/kg	1	1	1	NA	NA	NA	NA	NA	NA	**0.21**	< 0.21	NA	NA	NA	NA	NA
Benzo(g,h,i)perylene	mg/kg	NE	NE	8.4	NA	NA	NA	NA	NA	NA	< 0.21	< 0.21	NA	NA	NA	NA	NA
Benzo(k)fluoranthene	mg/kg	1	1	8.4	NA	NA	NA	NA	NA	NA	< 0.21	< 0.21	NA	NA	NA	NA	NA
Chrysene	mg/kg	NE	NE	84	NA	NA	NA	NA	NA	NA	< 0.21	< 0.21	NA	NA	NA	NA	NA
Fluoranthene	mg/kg	5.6	56	1000	NA	NA	NA	NA	NA	NA	**0.22**	< 0.21	NA	NA	NA	NA	NA
Indeno(1,2,3-cd)pyrene	mg/kg	NE	NE	1	NA	NA	NA	NA	NA	NA	< 0.21	< 0.21	NA	NA	NA	NA	NA
Phenanthrene	mg/kg	4	40	1000	NA	NA	NA	NA	NA	NA	< 0.21	< 0.21	NA	NA	NA	NA	NA
Pyrene	mg/kg	4	40	1000	NA	NA	NA	NA	NA	NA	**0.22**	< 0.21	NA	NA	NA	NA	NA
Metals																	
Arsenic	mg/kg	NE	NE	10	NA	NA	NA	NA	NA	NA	< 4.1	< 4.0	NA	**7.6**	NA	NA	NA
Barium	mg/kg	NE	NE	4700	NA	NA	NA	NA	NA	NA	NA	NA	NA	**570**	NA	NA	NA
Beryllium	mg/kg	NE	NE	2	NA	NA	NA	NA	NA	NA	NA	NA	NA	**0.31**	NA	NA	NA
Cadmium	mg/kg	NE	NE	34	NA	NA	NA	NA	NA	NA	NA	NA	NA	**2.3**	NA	NA	NA
Chromium	mg/kg	NE	NE	NE	NA	NA	NA	NA	NA	NA	NA	NA	NA	**32**	NA	NA	NA
Copper	mg/kg	NE	NE	2500	NA	NA	NA	NA	NA	NA	NA	NA	NA	**410**	NA	NA	NA
Lead	mg/kg	NE	NE	**400**	NA	NA	NA	NA	NA	NA	**47**	**43**	NA	**820**	NA	NA	NA
Mercury	mg/kg	NE	NE	20	NA	NA	NA	NA	NA	NA	NA	NA	NA	**0.31**	NA	NA	NA
Nickel	mg/kg	NE	NE	1400	NA	NA	NA	NA	NA	NA	NA	NA	NA	**30**	NA	NA	NA
Silver	mg/kg	NE	NE	340	NA	NA	NA	NA	NA	NA	NA	NA	NA	**0.95**	NA	NA	NA
Vanadium	mg/kg	NE	NE	470	NA	NA	NA	NA	NA	NA	NA	NA	NA	**40**	NA	NA	NA
Zinc	mg/kg	NE	NE	20000	NA	NA	NA	NA	NA	NA	NA	NA	NA	**1200**	NA	NA	NA
PCBs																	
Aroclor 1242	mg/kg	NE	NE	NE	< 1.8	< 9.3	< 9.0	< 0.087	< 0.091	< 0.094	< 0.096	< 0.091	< 0.088	< 1.0	< 0.090	< 0.088	< 0.092
Aroclor 1248	mg/kg	NE	NE	NE	**5.3**	**95**	**36**	**0.21**	< 0.091	< 0.094	**1.6**	**1.8**	**0.12**	**9.7**	**0.11**	**0.41**	< 0.092
Aroclor 1254	mg/kg	NE	NE	NE	< 1.8	< 9.3	< 9.0	< 0.087	< 0.091	< 0.094	< 0.096	< 0.091	< 0.088	< 1.0	< 0.090	< 0.088	< 0.092
Aroclor 1260	mg/kg	NE	NE	NE	< 1.8	< 9.3	< 9.0	< 0.087	< 0.091	< 0.094	< 0.096	< 0.091	< 0.088	< 1.0	< 0.090	< 0.088	< 0.092
Total PCB Aroclors	mg/kg	NE	NE	**1**	**5.3**	**95**	**36**	**0.21**	< 0.091	< 0.094	**1.6**	**1.8**	**0.12**	**9.7**	**0.11**	**0.41**	< 0.092
PCBs-SPLP																	
Aroclor 1242	ug/l	NE	NE	NE	NA	NA	NA	NA	NA	NA	NA	NA	NA	NA	NA	NA	NA
Total PCB Aroclors	ug/l	**0.5**	**5**	NE	NA	NA	NA	NA	NA	NA	NA	NA	NA	NA	NA	NA	NA

Notes:
This is a summary table. Only detected chemicals are presented.
<0.010 = Not detected above given laboratory reporting limit.
Bold = Detected above reporting limit
Bold Italics = Not detected value exceeds criteria
Yellow highlighted cells exceed 2013 GA PMC
Yellow highlighted cells exceed 2013 GA PMC
Blue highlighted cells exceed 2013 RES DEC
RES DEC = Residential Direct Exposure Criteria
GA PMC = Pollutant Mobility Criteria for GA-classified groundwater areas
GB PMC = Pollutant Mobility Criteria for GB-classified groundwater areas

NE = Criteria has not been established.
NA = Not sampled for this constituent.
ug/kg = microgram per kilogram
ug/l = micrograms per liter
mg/kg = milligrams per kilogram
mg/l = milligrams per liter

Table 1
Pre-Remediation Investigation
Soil Analytical Data

Greenwich High School
10 Hillside Road
Greenwich, CT

Location ID					**AD14**	**AF12**	**AF12**	**AF12**	**AF12**	**AF14**	**AF14**	**AF14**	**AF14**	**AF20**	**AF20**	**AF20**	**AG11**
Depth Interval					**1 - 1.5 ft**	**1 - 1.5 ft**	**2 - 4 ft**	**4 - 5 ft**	**5 - 6 ft**	**1 - 1.5 ft**	**2 - 4 ft**	**4 - 5 ft**	**5 - 6 ft**	**1 - 1.5 ft**	**2 - 4 ft**	**5 - 7 ft**	**1 - 1.5 ft**
Sample ID	**Unit**	**2013 GA PMC**	**2013 GB PMC**	**2013 RES DEC**	**AD14 (1-1.5)-2**	**AF12 (1-1.5)-1**	**AF12 (2-4)-1**	**AF12 (4-5)-1**	**AF12 (5-6)-1**	**AF14 (1-1.5)-1**	**AF14 (2-4)-1**	**AF14 (4-5)-1**	**AF14 (5-6)-1**	**AF20 (1-1.5)-1**	**AF20 (2-4)-1**	**AF20 (5-7)-1**	**AG11 (1-1.5)-1**
Sample Date					**10/9/2020**	**9/18/2020**	**9/18/2020**	**9/18/2020**	**9/18/2020**	**9/18/2020**	**9/18/2020**	**9/18/2020**	**9/18/2020**	**9/18/2020**	**9/18/2020**	**9/18/2020**	**9/18/2020**
SDG					**20J0524**	**20I1050**	**20I1050**	**20I1050**	**20J0867**	**20I1050**	**20I1050**	**20I1050**	**20I1050**	**20I1050**	**20I1050**	**20I1050**	**20I1051**
CTETPH																	
Aliphatic Hydrocarbons (ETPH) C9-C36	mg/kg	**500**	2500	**500**	NA	NA	NA	NA	NA	NA	NA	NA	NA	NA	NA	NA	NA
CTETPH-SPLP																	
Aliphatic Hydrocarbons (ETPH) C9-C36	mg/l	NE	NE	NE	NA	NA	NA	NA	NA	NA	NA	NA	NA	NA	NA	NA	NA
VOCs																	
1,2,4-Trimethylbenzene	mg/kg	NE	NE	500	NA	NA	NA	NA	NA	NA	NA	NA	NA	NA	NA	NA	NA
1,2-Dichlorobenzene	mg/kg	3.1	3.1	500	NA	NA	NA	NA	NA	NA	NA	NA	NA	NA	NA	NA	NA
1,4-Dichlorobenzene	mg/kg	1.5	15	26	NA	NA	NA	NA	NA	NA	NA	NA	NA	NA	NA	NA	NA
Chlorobenzene	mg/kg	2	20	500	NA	NA	NA	NA	NA	NA	NA	NA	NA	NA	NA	NA	NA
Ethylbenzene	mg/kg	10.1	10.1	500	NA	NA	NA	NA	NA	NA	NA	NA	NA	NA	NA	NA	NA
Isopropylbenzene	mg/kg	NE	NE	500	NA	NA	NA	NA	NA	NA	NA	NA	NA	NA	NA	NA	NA
m,p-Xylenes	mg/kg	NE	19.5	NE	NA	NA	NA	NA	NA	NA	NA	NA	NA	NA	NA	NA	NA
Naphthalene	mg/kg	**5.6**	56	1000	NA	NA	NA	NA	NA	NA	NA	NA	NA	NA	NA	NA	NA
n-Butylbenzene	mg/kg	NE	NE	500	NA	NA	NA	NA	NA	NA	NA	NA	NA	NA	NA	NA	NA
n-Propylbenzene	mg/kg	NE	NE	500	NA	NA	NA	NA	NA	NA	NA	NA	NA	NA	NA	NA	NA
p-Isopropyltoluene	mg/kg	NE	NE	500	NA	NA	NA	NA	NA	NA	NA	NA	NA	NA	NA	NA	NA
sec-Butylbenzene	mg/kg	NE	NE	500	NA	NA	NA	NA	NA	NA	NA	NA	NA	NA	NA	NA	NA
Toluene	mg/kg	20	67	500	NA	NA	NA	NA	NA	NA	NA	NA	NA	NA	NA	NA	NA
SVOCs																	
Anthracene	mg/kg	40	400	1000	NA	NA	NA	NA	NA	NA	NA	NA	NA	NA	NA	NA	NA
Benzo(a)anthracene	mg/kg	1	1	1	NA	NA	NA	NA	NA	NA	NA	NA	NA	NA	NA	NA	NA
Benzo(a)pyrene	mg/kg	1	1	1	NA	NA	NA	NA	NA	NA	NA	NA	NA	NA	NA	NA	NA
Benzo(b)fluoranthene	mg/kg	1	1	1	NA	NA	NA	NA	NA	NA	NA	NA	NA	NA	NA	NA	NA
Benzo(g,h,i)perylene	mg/kg	NE	NE	8.4	NA	NA	NA	NA	NA	NA	NA	NA	NA	NA	NA	NA	NA
Benzo(k)fluoranthene	mg/kg	1	1	8.4	NA	NA	NA	NA	NA	NA	NA	NA	NA	NA	NA	NA	NA
Chrysene	mg/kg	NE	NE	84	NA	NA	NA	NA	NA	NA	NA	NA	NA	NA	NA	NA	NA
Fluoranthene	mg/kg	5.6	56	1000	NA	NA	NA	NA	NA	NA	NA	NA	NA	NA	NA	NA	NA
Indeno(1,2,3-cd)pyrene	mg/kg	NE	NE	1	NA	NA	NA	NA	NA	NA	NA	NA	NA	NA	NA	NA	NA
Phenanthrene	mg/kg	4	40	1000	NA	NA	NA	NA	NA	NA	NA	NA	NA	NA	NA	NA	NA
Pyrene	mg/kg	4	40	1000	NA	NA	NA	NA	NA	NA	NA	NA	NA	NA	NA	NA	NA
Metals																	
Arsenic	mg/kg	NE	NE	10	NA	NA	NA	NA	NA	NA	NA	NA	NA	NA	NA	NA	NA
Barium	mg/kg	NE	NE	4700	NA	NA	NA	NA	NA	NA	NA	NA	NA	NA	NA	NA	NA
Beryllium	mg/kg	NE	NE	2	NA	NA	NA	NA	NA	NA	NA	NA	NA	NA	NA	NA	NA
Cadmium	mg/kg	NE	NE	34	NA	NA	NA	NA	NA	NA	NA	NA	NA	NA	NA	NA	NA
Chromium	mg/kg	NE	NE	NE	NA	NA	NA	NA	NA	NA	NA	NA	NA	NA	NA	NA	NA
Copper	mg/kg	NE	NE	2500	NA	NA	NA	NA	NA	NA	NA	NA	NA	NA	NA	NA	NA
Lead	mg/kg	NE	NE	**400**	NA	NA	NA	NA	NA	NA	NA	NA	NA	NA	NA	NA	NA
Mercury	mg/kg	NE	NE	20	NA	NA	NA	NA	NA	NA	NA	NA	NA	NA	NA	NA	NA
Nickel	mg/kg	NE	NE	1400	NA	NA	NA	NA	NA	NA	NA	NA	NA	NA	NA	NA	NA
Silver	mg/kg	NE	NE	340	NA	NA	NA	NA	NA	NA	NA	NA	NA	NA	NA	NA	NA
Vanadium	mg/kg	NE	NE	470	NA	NA	NA	NA	NA	NA	NA	NA	NA	NA	NA	NA	NA
Zinc	mg/kg	NE	NE	20000	NA	NA	NA	NA	NA	NA	NA	NA	NA	NA	NA	NA	NA
PCBs																	
Aroclor 1242	mg/kg	NE	NE	NE	< 0.091	< 0.089	**3.2**	**2.6**	< 240	< 0.87	**140**	**500**	< 1.9	< 0.088	< 0.088	**1200**	**0.55**
Aroclor 1248	mg/kg	NE	NE	NE	< 0.091	**0.34**	< 0.85	< 0.47	**970**	**4.3**	< 22	< 47	**34**	**0.19**	< 0.088	< 220	< 0.093
Aroclor 1254	mg/kg	NE	NE	NE	< 0.091	< 0.089	< 0.85	< 0.47	< 240	< 0.87	< 22	< 47	< 1.9	< 0.088	< 0.088	< 220	< 0.093
Aroclor 1260	mg/kg	NE	NE	NE	< 0.091	< 0.089	< 0.85	< 0.47	< 240	< 0.87	< 22	< 47	< 1.9	< 0.088	< 0.088	< 220	< 0.093
Total PCB Aroclors	mg/kg	NE	NE	**1**	< 0.091	**0.34**	**3.2**	**2.6**	**970**	**4.3**	**140**	**500**	**34**	**0.19**	< 0.088	**1200**	**0.55**
PCBs-SPLP																	
Aroclor 1242	ug/l	NE	NE	NE	NA	NA	NA	NA	NA	NA	NA	NA	NA	NA	NA	**31**	NA
Total PCB Aroclors	ug/l	**0.5**	**5**	NE	NA	NA	NA	NA	NA	NA	NA	NA	NA	NA	NA	**31**	NA

Notes:
This is a summary table. Only detected chemicals are presented.
<0.010 = Not detected above given laboratory reporting limit.
Bold = Detected above reporting limit
Bold Italics = Not detected value exceeds criteria
Yellow highlighted cells exceed 2013 GA PMC
Yellow highlighted cells exceed 2013 GA PMC
Blue highlighted cells exceed 2013 RES DEC
RES DEC = Residential Direct Exposure Criteria
GA PMC = Pollutant Mobility Criteria for GA-classified groundwater areas
GB PMC = Pollutant Mobility Criteria for GB-classified groundwater areas

NE = Criteria has not been established.
NA = Not sampled for this constituent.
ug/kg = microgram per kilogram
ug/l = micrograms per liter
mg/kg = milligrams per kilogram
mg/l = milligrams per liter

Table 1
Pre-Remediation Investigation
Soil Analytical Data

Greenwich High School
10 Hillside Road
Greenwich, CT

Location ID					**AG11**	**AG11**	**AG11**	**AG8**	**AG8**	**AH12**	**AH12**	**AH12**	**AH12**	**AH20**	**AH20**	**AH20**	**AJ20.5**
Depth Interval					**2 - 4 ft**	**4 - 5 ft**	**5 - 6 ft**	**1 - 2 ft**	**1 - 2 ft**	**1 - 1.5 ft**	**2 - 4 ft**	**4 - 5 ft**	**5 - 6 ft**	**0.5 - 1 ft**	**2 - 4 ft**	**5 - 7 ft**	**0.5 - 1 ft**
Sample ID	**Unit**	**2013 GA PMC**	**2013 GB PMC**	**2013 RES DEC**	**AG11 (2-4)-1**	**AG11 (4-5)-1**	**AG11 (5-6)-1**	**AG8(1-2)-1**	**AG8(1-2)-2**	**AH12 (1-1.5)-1**	**AH12 (2-4)-1**	**AH12 (4-5)-1**	**AH12 (5-6)-1**	**AH20 (0.5-1)-1**	**AH20 (2-4)-1**	**AH20 (5-7)-1**	**AJ20.5 (0.5-1)-1**
Sample Date					**9/18/2020**	**9/18/2020**	**9/18/2020**	**9/17/2020**	**9/17/2020**	**9/18/2020**	**9/18/2020**	**9/18/2020**	**9/18/2020**	**9/18/2020**	**9/18/2020**	**9/18/2020**	**9/18/2020**
SDG					**20I1051**	**20I1051**	**20J0701**	**20I0953**	**20I0953**	**20I1051**	**20I1051**	**20I1051**	**20J0867**	**20I1050**	**20I1050**	**20I1050**	**20I1052**
CTETPH																	
Aliphatic Hydrocarbons (ETPH) C9-C36	mg/kg	**500**	2500	**500**	NA	NA	NA	NA	NA	NA	NA	NA	NA	NA	NA	NA	NA
CTETPH-SPLP																	
Aliphatic Hydrocarbons (ETPH) C9-C36	mg/l	NE	NE	NE	NA	NA	NA	NA	NA	NA	NA	NA	NA	NA	NA	NA	NA
VOCs																	
1,2,4-Trimethylbenzene	mg/kg	NE	NE	500	NA	NA	NA	NA	NA	NA	NA	NA	NA	NA	NA	NA	NA
1,2-Dichlorobenzene	mg/kg	3.1	3.1	500	NA	NA	NA	NA	NA	NA	NA	NA	NA	NA	NA	NA	NA
1,4-Dichlorobenzene	mg/kg	1.5	15	26	NA	NA	NA	NA	NA	NA	NA	NA	NA	NA	NA	NA	NA
Chlorobenzene	mg/kg	2	20	500	NA	NA	NA	NA	NA	NA	NA	NA	NA	NA	NA	NA	NA
Ethylbenzene	mg/kg	10.1	10.1	500	NA	NA	NA	NA	NA	NA	NA	NA	NA	NA	NA	NA	NA
Isopropylbenzene	mg/kg	NE	NE	500	NA	NA	NA	NA	NA	NA	NA	NA	NA	NA	NA	NA	NA
m,p-Xylenes	mg/kg	NE	19.5	NE	NA	NA	NA	NA	NA	NA	NA	NA	NA	NA	NA	NA	NA
Naphthalene	mg/kg	**5.6**	56	1000	NA	NA	NA	NA	NA	NA	NA	NA	NA	NA	NA	NA	NA
n-Butylbenzene	mg/kg	NE	NE	500	NA	NA	NA	NA	NA	NA	NA	NA	NA	NA	NA	NA	NA
n-Propylbenzene	mg/kg	NE	NE	500	NA	NA	NA	NA	NA	NA	NA	NA	NA	NA	NA	NA	NA
p-Isopropyltoluene	mg/kg	NE	NE	500	NA	NA	NA	NA	NA	NA	NA	NA	NA	NA	NA	NA	NA
sec-Butylbenzene	mg/kg	NE	NE	500	NA	NA	NA	NA	NA	NA	NA	NA	NA	NA	NA	NA	NA
Toluene	mg/kg	20	67	500	NA	NA	NA	NA	NA	NA	NA	NA	NA	NA	NA	NA	NA
SVOCs																	
Anthracene	mg/kg	40	400	1000	NA	NA	NA	NA	NA	NA	NA	NA	NA	NA	NA	NA	NA
Benzo(a)anthracene	mg/kg	1	1	1	NA	NA	NA	NA	NA	NA	NA	NA	NA	NA	NA	NA	NA
Benzo(a)pyrene	mg/kg	1	1	1	NA	NA	NA	NA	NA	NA	NA	NA	NA	NA	NA	NA	NA
Benzo(b)fluoranthene	mg/kg	1	1	1	NA	NA	NA	NA	NA	NA	NA	NA	NA	NA	NA	NA	NA
Benzo(g,h,i)perylene	mg/kg	NE	NE	8.4	NA	NA	NA	NA	NA	NA	NA	NA	NA	NA	NA	NA	NA
Benzo(k)fluoranthene	mg/kg	1	1	8.4	NA	NA	NA	NA	NA	NA	NA	NA	NA	NA	NA	NA	NA
Chrysene	mg/kg	NE	NE	84	NA	NA	NA	NA	NA	NA	NA	NA	NA	NA	NA	NA	NA
Fluoranthene	mg/kg	5.6	56	1000	NA	NA	NA	NA	NA	NA	NA	NA	NA	NA	NA	NA	NA
Indeno(1,2,3-cd)pyrene	mg/kg	NE	NE	1	NA	NA	NA	NA	NA	NA	NA	NA	NA	NA	NA	NA	NA
Phenanthrene	mg/kg	4	40	1000	NA	NA	NA	NA	NA	NA	NA	NA	NA	NA	NA	NA	NA
Pyrene	mg/kg	4	40	1000	NA	NA	NA	NA	NA	NA	NA	NA	NA	NA	NA	NA	NA
Metals																	
Arsenic	mg/kg	NE	NE	10	NA	NA	NA	NA	NA	NA	NA	NA	NA	NA	NA	NA	NA
Barium	mg/kg	NE	NE	4700	NA	NA	NA	NA	NA	NA	NA	NA	NA	NA	NA	NA	NA
Beryllium	mg/kg	NE	NE	2	NA	NA	NA	NA	NA	NA	NA	NA	NA	NA	NA	NA	NA
Cadmium	mg/kg	NE	NE	34	NA	NA	NA	NA	NA	NA	NA	NA	NA	NA	NA	NA	NA
Chromium	mg/kg	NE	NE	NE	NA	NA	NA	NA	NA	NA	NA	NA	NA	NA	NA	NA	NA
Copper	mg/kg	NE	NE	2500	NA	NA	NA	NA	NA	NA	NA	NA	NA	NA	NA	NA	NA
Lead	mg/kg	NE	NE	**400**	NA	NA	NA	NA	NA	NA	NA	NA	NA	NA	NA	NA	NA
Mercury	mg/kg	NE	NE	20	NA	NA	NA	NA	NA	NA	NA	NA	NA	NA	NA	NA	NA
Nickel	mg/kg	NE	NE	1400	NA	NA	NA	NA	NA	NA	NA	NA	NA	NA	NA	NA	NA
Silver	mg/kg	NE	NE	340	NA	NA	NA	NA	NA	NA	NA	NA	NA	NA	NA	NA	NA
Vanadium	mg/kg	NE	NE	470	NA	NA	NA	NA	NA	NA	NA	NA	NA	NA	NA	NA	NA
Zinc	mg/kg	NE	NE	20000	NA	NA	NA	NA	NA	NA	NA	NA	NA	NA	NA	NA	NA
PCBs																	
Aroclor 1242	mg/kg	NE	NE	NE	**42**	**2400**	**520**	< 0.41	< 0.083	< 0.86	< 0.089	< 0.078	< 9.1	< 0.087	< 0.083	**26**	< 0.087
Aroclor 1248	mg/kg	NE	NE	NE	< 4.5	< 97	< 50	**1.6**	**1.7**	**3.9**	**0.69**	< 0.078	**59**	**0.18**	**0.17**	< 2.2	**0.19**
Aroclor 1254	mg/kg	NE	NE	NE	< 4.5	< 97	< 50	< 0.41	< 0.083	< 0.86	< 0.089	< 0.078	< 9.1	**0.13**	**0.10**	< 2.2	< 0.087
Aroclor 1260	mg/kg	NE	NE	NE	< 4.5	< 97	< 50	< 0.41	**0.15**	< 0.86	< 0.089	< 0.078	< 9.1	< 0.087	< 0.083	< 2.2	< 0.087
Total PCB Aroclors	mg/kg	NE	NE	**1**	**42**	**2400**	**520**	**1.6**	**1.85**	**3.9**	**0.69**	< 0.078	**59**	**0.31**	**0.27**	**26**	**0.19**
PCBs-SPLP																	
Aroclor 1242	ug/l	NE	NE	NE	NA	NA	NA	NA	NA	NA	NA	NA	NA	NA	NA	NA	NA
Total PCB Aroclors	ug/l	**0.5**	**5**	NE	NA	NA	NA	NA	NA	NA	NA	NA	NA	NA	NA	NA	NA

Notes:
This is a summary table. Only detected chemicals are presented.
<0.010 = Not detected above given laboratory reporting limit.
Bold = Detected above reporting limit
Bold Italics = Not detected value exceeds criteria
Yellow highlighted cells exceed 2013 GA PMC
Yellow highlighted cells exceed 2013 GA PMC
Blue highlighted cells exceed 2013 RES DEC
RES DEC = Residential Direct Exposure Criteria
GA PMC = Pollutant Mobility Criteria for GA-classified groundwater areas
GB PMC = Pollutant Mobility Criteria for GB-classified groundwater areas

NE = Criteria has not been established.
NA = Not sampled for this constituent.
ug/kg = microgram per kilogram
ug/l = micrograms per liter
mg/kg = milligrams per kilogram
mg/l = milligrams per liter

Table 1
Pre-Remediation Investigation
Soil Analytical Data

Location ID					AJ20.5	AJ20.5	AK16.5	AK16.5	AK16.5	AL10	AL10	AL17	AL19	AM13	AM13	AM13	AN11
Depth Interval					2 - 4 ft	5 - 7 ft	2 - 4 ft	4 - 6 ft	4 - 6 ft	1 - 2 ft	1 - 2 ft	1 - 2 ft	1.5 - 2 ft	1 - 1.5 ft	2 - 4 ft	4 - 5 ft	1 - 1.5 ft
Sample ID	Unit	2013 GA PMC	2013 GB PMC	2013 RES DEC	AJ20.5 (2-4)-1	AJ20.5 (5-7)-1	AK16.5 (2-4)-1	AK16.5 (4-6)-1	AK16.5 (4-6)-2	AL10 (1-2)-1	AL10(1-2)-2	AL17 (1-2)-1	AL19 (1.5-2.0)-1	AM13 (1-1.5)-1	AM13 (2-4)-1	AM13 (4-5)-1	AN11 (1-1.5)-1
Sample Date					9/18/2020	9/18/2020	9/21/2020	9/21/2020	9/21/2020	9/21/2020	9/21/2020	9/21/2020	9/22/2020	9/18/2020	9/18/2020	9/18/2020	9/18/2020
SDG					20I1052	20I1052	20I1104	20I1104	20I1104	20I1104	20I1104	20I1104	20I1121	20I1051	20I1051	20I1051	20I1051
CTETPH																	
Aliphatic Hydrocarbons (ETPH) C9-C36	mg/kg	**500**	2500	**500**	NA	NA	NA	NA	NA	NA	NA	**44**	NA	NA	NA	NA	NA
CTETPH-SPLP																	
Aliphatic Hydrocarbons (ETPH) C9-C36	mg/l	NE	NE	NE	NA	NA	NA	NA	NA	NA	NA	NA	NA	NA	NA	NA	NA
VOCs																	
1,2,4-Trimethylbenzene	mg/kg	NE	NE	500	NA	NA	**0.21**	**0.19**	**0.16**	NA	NA	NA	NA	NA	NA	NA	NA
1,2-Dichlorobenzene	mg/kg	3.1	3.1	500	NA	NA	< 0.19	**0.12**	**0.17**	NA	NA	NA	NA	NA	NA	NA	NA
1,4-Dichlorobenzene	mg/kg	1.5	15	26	NA	NA	< 0.19	**0.38**	**1.1**	NA	NA	NA	NA	NA	NA	NA	NA
Chlorobenzene	mg/kg	2	20	500	NA	NA	**0.27**	**0.19**	**0.33**	NA	NA	NA	NA	NA	NA	NA	NA
Ethylbenzene	mg/kg	10.1	10.1	500	NA	NA	**0.22**	**0.11**	**0.19**	NA	NA	NA	NA	NA	NA	NA	NA
Isopropylbenzene	mg/kg	NE	NE	500	NA	NA	**0.39**	**0.18**	**0.20**	NA	NA	NA	NA	NA	NA	NA	NA
m,p-Xylenes	mg/kg	NE	19.5	NE	NA	NA	**0.69**	**0.27**	**0.42**	NA	NA	NA	NA	NA	NA	NA	NA
Naphthalene	mg/kg	**5.6**	56	1000	NA	NA	**8.4**	**4.8**	**5.5**	NA	NA	NA	NA	NA	NA	NA	NA
n-Butylbenzene	mg/kg	NE	NE	500	NA	NA	**1.6**	**0.75**	**0.79**	NA	NA	NA	NA	NA	NA	NA	NA
n-Propylbenzene	mg/kg	NE	NE	500	NA	NA	**0.61**	**0.27**	**0.33**	NA	NA	NA	NA	NA	NA	NA	NA
p-Isopropyltoluene	mg/kg	NE	NE	500	NA	NA	< 0.19	**0.17**	**0.17**	NA	NA	NA	NA	NA	NA	NA	NA
sec-Butylbenzene	mg/kg	NE	NE	500	NA	NA	**0.91**	**0.45**	**0.55**	NA	NA	NA	NA	NA	NA	NA	NA
Toluene	mg/kg	20	67	500	NA	NA	< 0.19	**0.093**	**0.16**	NA	NA	NA	NA	NA	NA	NA	NA
SVOCs																	
Anthracene	mg/kg	40	400	1000	NA	NA	NA	NA	NA	NA	NA	< 0.19	NA	NA	NA	NA	NA
Benzo(a)anthracene	mg/kg	1	1	1	NA	NA	NA	NA	NA	NA	NA	< 0.19	NA	NA	NA	NA	NA
Benzo(a)pyrene	mg/kg	1	1	1	NA	NA	NA	NA	NA	NA	NA	< 0.19	NA	NA	NA	NA	NA
Benzo(b)fluoranthene	mg/kg	1	1	1	NA	NA	NA	NA	NA	NA	NA	< 0.19	NA	NA	NA	NA	NA
Benzo(g,h,i)perylene	mg/kg	NE	NE	8.4	NA	NA	NA	NA	NA	NA	NA	< 0.19	NA	NA	NA	NA	NA
Benzo(k)fluoranthene	mg/kg	1	1	8.4	NA	NA	NA	NA	NA	NA	NA	< 0.19	NA	NA	NA	NA	NA
Chrysene	mg/kg	NE	NE	84	NA	NA	NA	NA	NA	NA	NA	< 0.19	NA	NA	NA	NA	NA
Fluoranthene	mg/kg	5.6	56	1000	NA	NA	NA	NA	NA	NA	NA	< 0.19	NA	NA	NA	NA	NA
Indeno(1,2,3-cd)pyrene	mg/kg	NE	NE	1	NA	NA	NA	NA	NA	NA	NA	< 0.19	NA	NA	NA	NA	NA
Phenanthrene	mg/kg	4	40	1000	NA	NA	NA	NA	NA	NA	NA	< 0.19	NA	NA	NA	NA	NA
Pyrene	mg/kg	4	40	1000	NA	NA	NA	NA	NA	NA	NA	< 0.19	NA	NA	NA	NA	NA
Metals																	
Arsenic	mg/kg	NE	NE	10	NA	NA	NA	NA	NA	NA	NA	NA	NA	NA	NA	NA	NA
Barium	mg/kg	NE	NE	4700	NA	NA	NA	NA	NA	NA	NA	NA	NA	NA	NA	NA	NA
Beryllium	mg/kg	NE	NE	2	NA	NA	NA	NA	NA	NA	NA	NA	NA	NA	NA	NA	NA
Cadmium	mg/kg	NE	NE	34	NA	NA	NA	NA	NA	NA	NA	NA	NA	NA	NA	NA	NA
Chromium	mg/kg	NE	NE	NE	NA	NA	NA	NA	NA	NA	NA	NA	NA	NA	NA	NA	NA
Copper	mg/kg	NE	NE	2500	NA	NA	NA	NA	NA	NA	NA	NA	NA	NA	NA	NA	NA
Lead	mg/kg	NE	NE	**400**	NA	NA	NA	NA	NA	NA	NA	**15**	NA	NA	NA	NA	NA
Mercury	mg/kg	NE	NE	20	NA	NA	NA	NA	NA	NA	NA	NA	NA	NA	NA	NA	NA
Nickel	mg/kg	NE	NE	1400	NA	NA	NA	NA	NA	NA	NA	NA	NA	NA	NA	NA	NA
Silver	mg/kg	NE	NE	340	NA	NA	NA	NA	NA	NA	NA	NA	NA	NA	NA	NA	NA
Vanadium	mg/kg	NE	NE	470	NA	NA	NA	NA	NA	NA	NA	NA	NA	NA	NA	NA	NA
Zinc	mg/kg	NE	NE	20000	NA	NA	NA	NA	NA	NA	NA	NA	NA	NA	NA	NA	NA
PCBs																	
Aroclor 1242	mg/kg	NE	NE	NE	< 0.089	**700**	**510**	**980**	**1100**	< 0.097	< 0.096	< 0.087	< 0.085	< 2.3	< 4.2	< 2.1	< 0.097
Aroclor 1248	mg/kg	NE	NE	NE	**0.93**	< 100	< 47	< 91	< 91	**1.7**	**1.9**	**0.98**	**0.12**	**22**	**33**	**13**	**2.0**
Aroclor 1254	mg/kg	NE	NE	NE	< 0.089	< 100	< 47	< 91	< 91	< 0.097	**1.6**	< 0.087	< 0.085	< 2.3	< 4.2	< 2.1	< 0.097
Aroclor 1260	mg/kg	NE	NE	NE	< 0.089	< 100	< 47	< 91	< 91	< 0.097	**0.14**	< 0.087	< 0.085	< 2.3	< 4.2	< 2.1	< 0.097
Total PCB Aroclors	mg/kg	NE	NE	**1**	**0.93**	**700**	**510**	**980**	**1100**	**1.7**	**3.64**	**0.98**	**0.12**	**22**	**33**	**13**	**2**
PCBs-SPLP																	
Aroclor 1242	ug/l	NE	NE	NE	NA	**11**	NA	NA	NA	NA	NA	NA	NA	NA	NA	NA	NA
Total PCB Aroclors	ug/l	**0.5**	**5**	NE	NA	**11**	NA	NA	NA	NA	NA	NA	NA	NA	NA	NA	NA

Notes:
This is a summary table. Only detected chemicals are presented.
<0.010 = Not detected above given laboratory reporting limit.
Bold = Detected above reporting limit
Bold Italics = Not detected value exceeds criteria
Yellow highlighted cells exceed 2013 GA PMC
Yellow highlighted cells exceed 2013 GA PMC
Blue highlighted cells exceed 2013 RES DEC
RES DEC = Residential Direct Exposure Criteria
GA PMC = Pollutant Mobility Criteria for GA-classified groundwater areas
GB PMC = Pollutant Mobility Criteria for GB-classified groundwater areas

NE = Criteria has not been established.
NA = Not sampled for this constituent.
ug/kg = microgram per kilogram
ug/l = micrograms per liter
mg/kg = milligrams per kilogram
mg/l = milligrams per liter

Table 1
Pre-Remediation Investigation
Soil Analytical Data

Greenwich High School
10 Hillside Road
Greenwich, CT

Location ID **Depth Interval** **Sample ID** **Sample Date** **SDG**	**Unit**	**2013 GA PMC**	**2013 GB PMC**	**2013 RES DEC**	**AN11** **2 - 4 ft** **AN11 (2-4)-1** **9/18/2020** **20I1051**	**AN11** **4 - 5 ft** **AN11 (4-5)-1** **9/18/2020** **20I1051**	**AN12** **1 - 1.5 ft** **AN12 (1-1.5)-1** **9/18/2020** **20I1051**	**AN12** **2 - 4 ft** **AN12 (2-4)-1** **9/18/2020** **20I1051**	**AN12** **4 - 5 ft** **AN12 (4-5)-1** **9/18/2020** **20I1051**	**AN14.5** **1 - 1.5 ft** **AN14.5 (1-1.5)-1** **9/18/2020** **20I1050**	**AN14.5** **2 - 4 ft** **AN14.5 (2-4)-1** **9/18/2020** **20I1050**	**AN14.5** **4 - 5 ft** **AN14.5 (4-5)-1** **9/18/2020** **20I1050**	**AN14.5** **5 - 6 ft** **AN14.5 (5-6)-1** **9/18/2020** **20J0701**	**AN16** **1.5 - 2 ft** **AN16 (1.5-2)-1** **9/21/2020** **20I1104**	**AN17** **1.5 - 2 ft** **AN17 (1.5-2)-1** **9/21/2020** **20I1104**	**AO13** **1 - 1.5 ft** **AO13 (1-1.5)-1** **9/18/2020** **20I1051**	**AO13** **2 - 4 ft** **AO13 (2-4)-1** **9/18/2020** **20I1051**
CTETPH																	
Aliphatic Hydrocarbons (ETPH) C9-C36	mg/kg	**500**	2500	**500**	NA	NA	NA	NA	NA	NA	NA	NA	NA	NA	NA	NA	NA
CTETPH-SPLP																	
Aliphatic Hydrocarbons (ETPH) C9-C36	mg/l	NE	NE	NE	NA	NA	NA	NA	NA	NA	NA	NA	NA	NA	NA	NA	NA
VOCs																	
1,2,4-Trimethylbenzene	mg/kg	NE	NE	500	NA	NA	NA	NA	NA	NA	NA	NA	NA	NA	NA	NA	NA
1,2-Dichlorobenzene	mg/kg	3.1	3.1	500	NA	NA	NA	NA	NA	NA	NA	NA	NA	NA	NA	NA	NA
1,4-Dichlorobenzene	mg/kg	1.5	15	26	NA	NA	NA	NA	NA	NA	NA	NA	NA	NA	NA	NA	NA
Chlorobenzene	mg/kg	2	20	500	NA	NA	NA	NA	NA	NA	NA	NA	NA	NA	NA	NA	NA
Ethylbenzene	mg/kg	10.1	10.1	500	NA	NA	NA	NA	NA	NA	NA	NA	NA	NA	NA	NA	NA
Isopropylbenzene	mg/kg	NE	NE	500	NA	NA	NA	NA	NA	NA	NA	NA	NA	NA	NA	NA	NA
m,p-Xylenes	mg/kg	NE	19.5	NE	NA	NA	NA	NA	NA	NA	NA	NA	NA	NA	NA	NA	NA
Naphthalene	mg/kg	**5.6**	56	1000	NA	NA	NA	NA	NA	NA	NA	NA	NA	NA	NA	NA	NA
n-Butylbenzene	mg/kg	NE	NE	500	NA	NA	NA	NA	NA	NA	NA	NA	NA	NA	NA	NA	NA
n-Propylbenzene	mg/kg	NE	NE	500	NA	NA	NA	NA	NA	NA	NA	NA	NA	NA	NA	NA	NA
p-Isopropyltoluene	mg/kg	NE	NE	500	NA	NA	NA	NA	NA	NA	NA	NA	NA	NA	NA	NA	NA
sec-Butylbenzene	mg/kg	NE	NE	500	NA	NA	NA	NA	NA	NA	NA	NA	NA	NA	NA	NA	NA
Toluene	mg/kg	20	67	500	NA	NA	NA	NA	NA	NA	NA	NA	NA	NA	NA	NA	NA
SVOCs																	
Anthracene	mg/kg	40	400	1000	NA	NA	NA	NA	NA	NA	NA	NA	NA	NA	NA	NA	NA
Benzo(a)anthracene	mg/kg	1	1	1	NA	NA	NA	NA	NA	NA	NA	NA	NA	NA	NA	NA	NA
Benzo(a)pyrene	mg/kg	1	1	1	NA	NA	NA	NA	NA	NA	NA	NA	NA	NA	NA	NA	NA
Benzo(b)fluoranthene	mg/kg	1	1	1	NA	NA	NA	NA	NA	NA	NA	NA	NA	NA	NA	NA	NA
Benzo(g,h,i)perylene	mg/kg	NE	NE	8.4	NA	NA	NA	NA	NA	NA	NA	NA	NA	NA	NA	NA	NA
Benzo(k)fluoranthene	mg/kg	1	1	8.4	NA	NA	NA	NA	NA	NA	NA	NA	NA	NA	NA	NA	NA
Chrysene	mg/kg	NE	NE	84	NA	NA	NA	NA	NA	NA	NA	NA	NA	NA	NA	NA	NA
Fluoranthene	mg/kg	5.6	56	1000	NA	NA	NA	NA	NA	NA	NA	NA	NA	NA	NA	NA	NA
Indeno(1,2,3-cd)pyrene	mg/kg	NE	NE	1	NA	NA	NA	NA	NA	NA	NA	NA	NA	NA	NA	NA	NA
Phenanthrene	mg/kg	4	40	1000	NA	NA	NA	NA	NA	NA	NA	NA	NA	NA	NA	NA	NA
Pyrene	mg/kg	4	40	1000	NA	NA	NA	NA	NA	NA	NA	NA	NA	NA	NA	NA	NA
Metals																	
Arsenic	mg/kg	NE	NE	10	NA	NA	NA	NA	NA	NA	NA	NA	NA	NA	NA	NA	NA
Barium	mg/kg	NE	NE	4700	NA	NA	NA	NA	NA	NA	NA	NA	NA	NA	NA	NA	NA
Beryllium	mg/kg	NE	NE	2	NA	NA	NA	NA	NA	NA	NA	NA	NA	NA	NA	NA	NA
Cadmium	mg/kg	NE	NE	34	NA	NA	NA	NA	NA	NA	NA	NA	NA	NA	NA	NA	NA
Chromium	mg/kg	NE	NE	NE	NA	NA	NA	NA	NA	NA	NA	NA	NA	NA	NA	NA	NA
Copper	mg/kg	NE	NE	2500	NA	NA	NA	NA	NA	NA	NA	NA	NA	NA	NA	NA	NA
Lead	mg/kg	NE	NE	**400**	NA	NA	NA	NA	NA	**20**	**550**	**150**	NA	**47**	NA	NA	NA
Mercury	mg/kg	NE	NE	20	NA	NA	NA	NA	NA	NA	NA	NA	NA	NA	NA	NA	NA
Nickel	mg/kg	NE	NE	1400	NA	NA	NA	NA	NA	NA	NA	NA	NA	NA	NA	NA	NA
Silver	mg/kg	NE	NE	340	NA	NA	NA	NA	NA	NA	NA	NA	NA	NA	NA	NA	NA
Vanadium	mg/kg	NE	NE	470	NA	NA	NA	NA	NA	NA	NA	NA	NA	NA	NA	NA	NA
Zinc	mg/kg	NE	NE	20000	NA	NA	NA	NA	NA	NA	NA	NA	NA	NA	NA	NA	NA
PCBs																	
Aroclor 1242	mg/kg	NE	NE	NE	< 0.086	< 2.1	< 0.085	< 9.2	< 0.11	< 0.45	**540**	**180**	**0.39**	< 0.091	< 0.090	< 0.090	< 0.10
Aroclor 1248	mg/kg	NE	NE	NE	**1.0**	**16**	**0.63**	**100**	**0.21**	**2.5**	< 93	< 22	< 0.11	**0.97**	**0.26**	**0.73**	**2.2**
Aroclor 1254	mg/kg	NE	NE	NE	< 0.086	< 2.1	< 0.085	< 9.2	< 0.11	< 0.45	< 93	< 22	< 0.11	< 0.091	< 0.090	< 0.090	< 0.10
Aroclor 1260	mg/kg	NE	NE	NE	< 0.086	< 2.1	< 0.085	< 9.2	< 0.11	< 0.45	< 93	< 22	< 0.11	< 0.091	< 0.090	< 0.090	< 0.10
Total PCB Aroclors	mg/kg	NE	NE	**1**	**1**	**16**	**0.63**	**100**	**0.21**	**2.5**	**540**	**180**	**0.39**	**0.97**	**0.26**	**0.73**	**2.2**
PCBs-SPLP																	
Aroclor 1242	ug/l	NE	NE	NE	NA	NA	NA	NA	NA	NA	NA	NA	NA	NA	NA	NA	NA
Total PCB Aroclors	ug/l	**0.5**	**5**	NE	NA	NA	NA	NA	NA	NA	NA	NA	NA	NA	NA	NA	NA

Notes:
This is a summary table. Only detected chemicals are presented.
<0.010 = Not detected above given laboratory reporting limit.
Bold = Detected above reporting limit
Bold Italics = Not detected value exceeds criteria
Yellow highlighted cells exceed 2013 GA PMC
Yellow highlighted cells exceed 2013 GA PMC
Blue highlighted cells exceed 2013 RES DEC
RES DEC = Residential Direct Exposure Criteria
GA PMC = Pollutant Mobility Criteria for GA-classified groundwater areas
GB PMC = Pollutant Mobility Criteria for GB-classified groundwater areas

NE = Criteria has not been established.
NA = Not sampled for this constituent.
ug/kg = microgram per kilogram
ug/l = micrograms per liter
mg/kg = milligrams per kilogram
mg/l = milligrams per liter

Table 1
Pre-Remediation Investigation
Soil Analytical Data

Greenwich High School
10 Hillside Road
Greenwich, CT

Location ID					**AO13**	**AO13**	**AO21**	**AP13**	**AP13**	**AP13**	**AP13**	**AP16**	**AQ12**	**AQ12**	**AQ12**	**AQ14**	**AQ14**
Depth Interval					**4 - 5 ft**	**5 - 6 ft**	**1.5 - 2 ft**	**1 - 1.5 ft**	**2 - 4 ft**	**2 - 4 ft**	**4 - 5 ft**	**1.5 - 2 ft**	**1 - 1.5 ft**	**2 - 4 ft**	**4 - 5 ft**	**1 - 1.5 ft**	**2 - 4 ft**
Sample ID	**Unit**	**2013 GA PMC**	**2013 GB PMC**	**2013 RES DEC**	**AO13 (4-5)-1**	**AO13 (5-6)-1**	**AO21 (1.5-2)-1**	**AP13 (1-1.5)-1**	**AP13 (2-4)-1**	**AP13 (2-4)-2**	**AP13 (4-5)-1**	**AP16 (1.5-2)-1**	**AQ12 (1-1.5)-1**	**AQ12 (2-4)-1**	**AQ12 (4-5)-1**	**AQ14 (1-1.5)-1**	**AQ14 (2-4)-1**
Sample Date					**9/18/2020**	**9/18/2020**	**9/21/2020**	**9/18/2020**	**9/18/2020**	**9/18/2020**	**9/18/2020**	**9/21/2020**	**9/18/2020**	**9/18/2020**	**9/18/2020**	**9/18/2020**	**9/18/2020**
SDG					**20I1051**	**20J0701**	**20I1104**	**20I1052**	**20I1052**	**20I1052**	**20I1052**	**20I1104**	**20I1050**	**20I1050**	**20I1050**	**20I1051**	**20I1051**
CTETPH																	
Aliphatic Hydrocarbons (ETPH) C9-C36	mg/kg	**500**	2500	**500**	NA	NA	**150**	NA	NA	NA	NA	NA	NA	NA	NA	NA	NA
CTETPH-SPLP																	
Aliphatic Hydrocarbons (ETPH) C9-C36	mg/l	NE	NE	NE	NA	NA	NA	NA	NA	NA	NA	NA	NA	NA	NA	NA	NA
VOCs																	
1,2,4-Trimethylbenzene	mg/kg	NE	NE	500	NA	NA	NA	NA	NA	NA	NA	NA	NA	NA	NA	NA	NA
1,2-Dichlorobenzene	mg/kg	3.1	3.1	500	NA	NA	NA	NA	NA	NA	NA	NA	NA	NA	NA	NA	NA
1,4-Dichlorobenzene	mg/kg	1.5	15	26	NA	NA	NA	NA	NA	NA	NA	NA	NA	NA	NA	NA	NA
Chlorobenzene	mg/kg	2	20	500	NA	NA	NA	NA	NA	NA	NA	NA	NA	NA	NA	NA	NA
Ethylbenzene	mg/kg	10.1	10.1	500	NA	NA	NA	NA	NA	NA	NA	NA	NA	NA	NA	NA	NA
Isopropylbenzene	mg/kg	NE	NE	500	NA	NA	NA	NA	NA	NA	NA	NA	NA	NA	NA	NA	NA
m,p-Xylenes	mg/kg	NE	19.5	NE	NA	NA	NA	NA	NA	NA	NA	NA	NA	NA	NA	NA	NA
Naphthalene	mg/kg	**5.6**	56	1000	NA	NA	NA	NA	NA	NA	NA	NA	NA	NA	NA	NA	NA
n-Butylbenzene	mg/kg	NE	NE	500	NA	NA	NA	NA	NA	NA	NA	NA	NA	NA	NA	NA	NA
n-Propylbenzene	mg/kg	NE	NE	500	NA	NA	NA	NA	NA	NA	NA	NA	NA	NA	NA	NA	NA
p-Isopropyltoluene	mg/kg	NE	NE	500	NA	NA	NA	NA	NA	NA	NA	NA	NA	NA	NA	NA	NA
sec-Butylbenzene	mg/kg	NE	NE	500	NA	NA	NA	NA	NA	NA	NA	NA	NA	NA	NA	NA	NA
Toluene	mg/kg	20	67	500	NA	NA	NA	NA	NA	NA	NA	NA	NA	NA	NA	NA	NA
SVOCs																	
Anthracene	mg/kg	40	400	1000	NA	NA	< 0.19	NA	NA	NA	NA	NA	NA	NA	NA	NA	NA
Benzo(a)anthracene	mg/kg	1	1	1	NA	NA	< 0.19	NA	NA	NA	NA	NA	NA	NA	NA	NA	NA
Benzo(a)pyrene	mg/kg	1	1	1	NA	NA	< 0.19	NA	NA	NA	NA	NA	NA	NA	NA	NA	NA
Benzo(b)fluoranthene	mg/kg	1	1	1	NA	NA	< 0.19	NA	NA	NA	NA	NA	NA	NA	NA	NA	NA
Benzo(g,h,i)perylene	mg/kg	NE	NE	8.4	NA	NA	< 0.19	NA	NA	NA	NA	NA	NA	NA	NA	NA	NA
Benzo(k)fluoranthene	mg/kg	1	1	8.4	NA	NA	< 0.19	NA	NA	NA	NA	NA	NA	NA	NA	NA	NA
Chrysene	mg/kg	NE	NE	84	NA	NA	< 0.19	NA	NA	NA	NA	NA	NA	NA	NA	NA	NA
Fluoranthene	mg/kg	5.6	56	1000	NA	NA	**0.23**	NA	NA	NA	NA	NA	NA	NA	NA	NA	NA
Indeno(1,2,3-cd)pyrene	mg/kg	NE	NE	1	NA	NA	< 0.19	NA	NA	NA	NA	NA	NA	NA	NA	NA	NA
Phenanthrene	mg/kg	4	40	1000	NA	NA	< 0.19	NA	NA	NA	NA	NA	NA	NA	NA	NA	NA
Pyrene	mg/kg	4	40	1000	NA	NA	**0.29**	NA	NA	NA	NA	NA	NA	NA	NA	NA	NA
Metals																	
Arsenic	mg/kg	NE	NE	10	NA	NA	NA	NA	NA	NA	NA	NA	NA	NA	NA	NA	NA
Barium	mg/kg	NE	NE	4700	NA	NA	NA	NA	NA	NA	NA	NA	NA	NA	NA	NA	NA
Beryllium	mg/kg	NE	NE	2	NA	NA	NA	NA	NA	NA	NA	NA	NA	NA	NA	NA	NA
Cadmium	mg/kg	NE	NE	34	NA	NA	NA	NA	NA	NA	NA	NA	NA	NA	NA	NA	NA
Chromium	mg/kg	NE	NE	NE	NA	NA	NA	NA	NA	NA	NA	NA	NA	NA	NA	NA	NA
Copper	mg/kg	NE	NE	2500	NA	NA	NA	NA	NA	NA	NA	NA	NA	NA	NA	NA	NA
Lead	mg/kg	NE	NE	**400**	NA	NA	NA	NA	NA	NA	NA	NA	NA	NA	NA	NA	NA
Mercury	mg/kg	NE	NE	20	NA	NA	NA	NA	NA	NA	NA	NA	NA	NA	NA	NA	NA
Nickel	mg/kg	NE	NE	1400	NA	NA	NA	NA	NA	NA	NA	NA	NA	NA	NA	NA	NA
Silver	mg/kg	NE	NE	340	NA	NA	NA	NA	NA	NA	NA	NA	NA	NA	NA	NA	NA
Vanadium	mg/kg	NE	NE	470	NA	NA	NA	NA	NA	NA	NA	NA	NA	NA	NA	NA	NA
Zinc	mg/kg	NE	NE	20000	NA	NA	NA	NA	NA	NA	NA	NA	NA	NA	NA	NA	NA
PCBs																	
Aroclor 1242	mg/kg	NE	NE	NE	< 18	< 0.12	< 0.085	< 0.085	< 1.8	< 0.85	< 0.43	< 0.092	< 11	< 0.088	< 0.093	< 9.0	< 0.11
Aroclor 1248	mg/kg	NE	NE	NE	**170**	< 0.12	< 0.085	**0.63**	**18**	**7.3**	**5.0**	< 0.092	**57**	< 0.088	**2.0**	**120**	< 0.11
Aroclor 1254	mg/kg	NE	NE	NE	< 18	< 0.12	< 0.085	< 0.085	< 1.8	< 0.85	< 0.43	< 0.092	< 11	< 0.088	< 0.093	< 9.0	< 0.11
Aroclor 1260	mg/kg	NE	NE	NE	< 18	< 0.12	< 0.085	< 0.085	< 1.8	< 0.85	< 0.43	< 0.092	< 11	< 0.088	< 0.093	< 9.0	< 0.11
Total PCB Aroclors	mg/kg	NE	NE	**1**	**170**	< 0.12	< 0.085	**0.63**	**18**	**7.3**	**5**	< 0.092	**57**	< 0.088	**2**	**120**	< 0.11
PCBs-SPLP																	
Aroclor 1242	ug/l	NE	NE	NE	NA	NA	NA	NA	NA	NA	NA	NA	NA	NA	NA	NA	NA
Total PCB Aroclors	ug/l	**0.5**	**5**	NE	NA	NA	NA	NA	NA	NA	NA	NA	NA	NA	NA	NA	NA

Notes:
This is a summary table. Only detected chemicals are presented.
<0.010 = Not detected above given laboratory reporting limit.
Bold = Detected above reporting limit
Bold Italics = Not detected value exceeds criteria
Yellow highlighted cells exceed 2013 GA PMC
Yellow highlighted cells exceed 2013 GA PMC
Blue highlighted cells exceed 2013 RES DEC
RES DEC = Residential Direct Exposure Criteria
GA PMC = Pollutant Mobility Criteria for GA-classified groundwater areas
GB PMC = Pollutant Mobility Criteria for GB-classified groundwater areas

NE = Criteria has not been established.
NA = Not sampled for this constituent.
ug/kg = microgram per kilogram
ug/l = micrograms per liter
mg/kg = milligrams per kilogram
mg/l = milligrams per liter

Table 1
Pre-Remediation Investigation
Soil Analytical Data

Greenwich High School
10 Hillside Road
Greenwich, CT

Location ID					AQ14	AQ15	AQ15	AQ15	CENTRAL-B3	NORTH-B1	NORTH-B1	NORTH-B1	NORTH-B2	NORTH-B2	NORTH-B2	NORTH-B3	NORTH-B3
Depth Interval					4 - 5 ft	1 - 1.5 ft	2 - 4 ft	4 - 5 ft	1 - 1.5 ft	0.5 - 1 ft	2 - 3 ft	5 - 7 ft	0 - 0.25 ft	0.5 - 1 ft	2 - 3 ft	0.5 - 1 ft	2 - 3 ft
Sample ID	Unit	2013 GA PMC	2013 GB PMC	2013 RES DEC	AQ14 (4-5)-1	AQ15 (1-1.5)-1	AQ15 (2-4)-1	AQ15 (4-5)	ENTRAL-B3 (1-1.5)-	NORTH-B1 (0.5-1)-1	NORTH-B1 (2-3)-1	NORTH-B1 (5-7)-1	NORTH-B2 (0-0.25)-1	NORTH-B2 (0.5-1)-1	NORTH-B2 (2-3)-1	NORTH-B3 (0.5-1)-1	NORTH-B3 (2-3)-1
Sample Date					9/18/2020	9/18/2020	9/18/2020	9/18/2020	9/22/2020	9/22/2020	9/22/2020	10/9/2020	9/22/2020	9/22/2020	9/22/2020	9/22/2020	9/22/2020
SDG					20I1051	20I1052	20I1052	20I1052	20I1121	20I1121	20I1121	20J0524	20J0864	20I1121	20I1121	20I1121	20I1121
CTETPH																	
Aliphatic Hydrocarbons (ETPH) C9-C36	mg/kg	**500**	2500	**500**	NA	NA	NA	NA	**210**	**1400**	**56**	NA	NA	**190**	**230**	**190**	**200**
CTETPH-SPLP																	
Aliphatic Hydrocarbons (ETPH) C9-C36	mg/l	NE	NE	NE	NA	NA	NA	NA	NA	NA	NA	NA	NA	NA	NA	NA	NA
VOCs																	
1,2,4-Trimethylbenzene	mg/kg	NE	NE	500	NA	NA	NA	NA	NA	NA	NA	NA	NA	NA	NA	NA	NA
1,2-Dichlorobenzene	mg/kg	3.1	3.1	500	NA	NA	NA	NA	NA	NA	NA	NA	NA	NA	NA	NA	NA
1,4-Dichlorobenzene	mg/kg	1.5	15	26	NA	NA	NA	NA	NA	NA	NA	NA	NA	NA	NA	NA	NA
Chlorobenzene	mg/kg	2	20	500	NA	NA	NA	NA	NA	NA	NA	NA	NA	NA	NA	NA	NA
Ethylbenzene	mg/kg	10.1	10.1	500	NA	NA	NA	NA	NA	NA	NA	NA	NA	NA	NA	NA	NA
Isopropylbenzene	mg/kg	NE	NE	500	NA	NA	NA	NA	NA	NA	NA	NA	NA	NA	NA	NA	NA
m,p-Xylenes	mg/kg	NE	19.5	NE	NA	NA	NA	NA	NA	NA	NA	NA	NA	NA	NA	NA	NA
Naphthalene	mg/kg	**5.6**	56	1000	NA	NA	NA	NA	NA	NA	NA	NA	NA	NA	NA	NA	NA
n-Butylbenzene	mg/kg	NE	NE	500	NA	NA	NA	NA	NA	NA	NA	NA	NA	NA	NA	NA	NA
n-Propylbenzene	mg/kg	NE	NE	500	NA	NA	NA	NA	NA	NA	NA	NA	NA	NA	NA	NA	NA
p-Isopropyltoluene	mg/kg	NE	NE	500	NA	NA	NA	NA	NA	NA	NA	NA	NA	NA	NA	NA	NA
sec-Butylbenzene	mg/kg	NE	NE	500	NA	NA	NA	NA	NA	NA	NA	NA	NA	NA	NA	NA	NA
Toluene	mg/kg	20	67	500	NA	NA	NA	NA	NA	NA	NA	NA	NA	NA	NA	NA	NA
SVOCs																	
Anthracene	mg/kg	40	400	1000	NA	NA	NA	NA	< 0.20	< 0.18	**0.31**	NA	NA	< 0.18	< 0.19	**0.30**	< 0.19
Benzo(a)anthracene	mg/kg	1	1	1	NA	NA	NA	NA	< 0.20	**0.21**	**0.50**	NA	NA	**0.26**	**0.22**	**0.56**	< 0.19
Benzo(a)pyrene	mg/kg	1	1	1	NA	NA	NA	NA	< 0.20	**0.21**	**0.46**	NA	NA	**0.25**	**0.19**	**0.49**	< 0.19
Benzo(b)fluoranthene	mg/kg	1	1	1	NA	NA	NA	NA	< 0.20	**0.25**	**0.51**	NA	NA	**0.30**	**0.23**	**0.58**	**0.19**
Benzo(g,h,i)perylene	mg/kg	NE	NE	8.4	NA	NA	NA	NA	< 0.20	< 0.18	**0.20**	NA	NA	< 0.18	< 0.19	**0.28**	< 0.19
Benzo(k)fluoranthene	mg/kg	1	1	8.4	NA	NA	NA	NA	< 0.20	< 0.18	**0.22**	NA	NA	< 0.18	< 0.19	**0.23**	< 0.19
Chrysene	mg/kg	NE	NE	84	NA	NA	NA	NA	< 0.20	**0.21**	**0.43**	NA	NA	**0.21**	< 0.19	**0.49**	< 0.19
Fluoranthene	mg/kg	5.6	56	1000	NA	NA	NA	NA	< 0.20	**0.40**	**1.1**	NA	NA	**0.45**	**0.43**	**1.1**	**0.37**
Indeno(1,2,3-cd)pyrene	mg/kg	NE	NE	1	NA	NA	NA	NA	< 0.20	< 0.18	**0.26**	NA	NA	< 0.18	< 0.19	**0.33**	< 0.19
Phenanthrene	mg/kg	4	40	1000	NA	NA	NA	NA	< 0.20	**0.30**	**0.86**	NA	NA	**0.26**	**0.36**	**0.92**	**0.20**
Pyrene	mg/kg	4	40	1000	NA	NA	NA	NA	< 0.20	**0.44**	**1.1**	NA	NA	**0.41**	**0.37**	**1.0**	**0.33**
Metals																	
Arsenic	mg/kg	NE	NE	10	NA	NA	NA	NA	NA	**4.6**	< 3.6	NA	NA	< 3.5	< 3.6	< 3.5	< 3.7
Barium	mg/kg	NE	NE	4700	NA	NA	NA	NA	NA	**80**	**130**	NA	NA	**140**	**160**	**140**	**100**
Beryllium	mg/kg	NE	NE	2	NA	NA	NA	NA	NA	NA	NA	NA	NA	NA	NA	NA	NA
Cadmium	mg/kg	NE	NE	34	NA	NA	NA	NA	NA	< 0.36	< 0.36	NA	NA	< 0.35	< 0.36	< 0.35	< 0.37
Chromium	mg/kg	NE	NE	NE	NA	NA	NA	NA	NA	**18**	**39**	NA	NA	**30**	**38**	**28**	**19**
Copper	mg/kg	NE	NE	2500	NA	NA	NA	NA	NA	NA	NA	NA	NA	NA	NA	NA	NA
Lead	mg/kg	NE	NE	**400**	NA	NA	NA	NA	NA	**22**	**29**	NA	NA	**26**	**120**	**23**	**9.3**
Mercury	mg/kg	NE	NE	20	NA	NA	NA	NA	NA	< 0.027	**0.036**	NA	NA	**0.032**	**0.046**	**0.033**	< 0.027
Nickel	mg/kg	NE	NE	1400	NA	NA	NA	NA	NA	NA	NA	NA	NA	NA	NA	NA	NA
Silver	mg/kg	NE	NE	340	NA	NA	NA	NA	NA	< 0.36	< 0.36	NA	NA	< 0.35	< 0.36	< 0.35	< 0.37
Vanadium	mg/kg	NE	NE	470	NA	NA	NA	NA	NA	NA	NA	NA	NA	NA	NA	NA	NA
Zinc	mg/kg	NE	NE	20000	NA	NA	NA	NA	NA	NA	NA	NA	NA	NA	NA	NA	NA
PCBs																	
Aroclor 1242	mg/kg	NE	NE	NE	< 0.13	< 0.093	< 0.088	< 0.094	NA	< 0.086	< 0.089	< 0.089	< 0.083	< 0.086	< 0.88	< 0.087	< 0.088
Aroclor 1248	mg/kg	NE	NE	NE	< 0.13	**0.76**	**0.63**	< 0.094	NA	< 0.086	**0.71**	**1.0**	< 0.083	**1.0**	**5.1**	**0.50**	**0.22**
Aroclor 1254	mg/kg	NE	NE	NE	< 0.13	< 0.093	< 0.088	< 0.094	NA	< 0.086	< 0.089	< 0.089	**0.10**	< 0.086	< 0.88	< 0.087	< 0.088
Aroclor 1260	mg/kg	NE	NE	NE	< 0.13	< 0.093	< 0.088	< 0.094	NA	< 0.086	< 0.089	< 0.089	< 0.083	< 0.086	< 0.88	< 0.087	< 0.088
Total PCB Aroclors	mg/kg	NE	NE	**1**	< 0.13	**0.76**	**0.63**	< 0.094	NA	< 0.086	**0.71**	**1**	**0.1**	**1**	**5.1**	**0.5**	**0.22**
PCBs-SPLP																	
Aroclor 1242	ug/l	NE	NE	NE	NA	NA	NA	NA	NA	NA	NA	NA	NA	NA	NA	NA	NA
Total PCB Aroclors	ug/l	**0.5**	**5**	NE	NA	NA	NA	NA	NA	NA	NA	NA	NA	NA	NA	NA	NA

Notes:
This is a summary table. Only detected chemicals are presented.
<0.010 = Not detected above given laboratory reporting limit.
Bold = Detected above reporting limit
Bold Italics = Not detected value exceeds criteria
Yellow highlighted cells exceed 2013 GA PMC
Yellow highlighted cells exceed 2013 GA PMC
Blue highlighted cells exceed 2013 RES DEC
RES DEC = Residential Direct Exposure Criteria
GA PMC = Pollutant Mobility Criteria for GA-classified groundwater areas
GB PMC = Pollutant Mobility Criteria for GB-classified groundwater areas

NE = Criteria has not been established.
NA = Not sampled for this constituent.
ug/kg = microgram per kilogram
ug/l = micrograms per liter
mg/kg = milligrams per kilogram
mg/l = milligrams per liter

Table 1
Pre-Remediation Investigation
Soil Analytical Data

Greenwich High School
10 Hillside Road
Greenwich, CT

Location ID					**NORTH-B4**	**NORTH-B4**	**Q10-SB411**	**S13**	**S14-SB331**	**S9-SB236**	**SOUTH-B4**	**SOUTH-B4**	**SOUTH-B4**	**SOUTH-B5**	**SOUTH-B5**	**SOUTH-B5**	**T14-SB330**
Depth Interval					**2 - 4 ft**	**2 - 4 ft**	**1.5 - 2 ft**	**1.5 - 2 ft**	**1.5 - 2 ft**	**1.5 - 2 ft**	**0 - 0.25 ft**	**0.5 - 1 ft**	**2 - 3 ft**	**0 - 0.25 ft**	**0 - 0.5 ft**	**2 - 3 ft**	**1.5 - 2 ft**
Sample ID	**Unit**	**2013 GA PMC**	**2013 GB PMC**	**2013 RES DEC**	**NORTH-B4 (2-4)-1**	**NORTH-B4 (2-4)-2**	**Q10-SB411 (1.5-2)-1**	**S13 (1.5-2)-1**	**S14-SB331 (1.5-2)-1**	**S9-SB236 (1.5-2)-1**	**SOUTH-B4(0-0.25)-1**	**SOUTH-B4 (0.5-1)-1**	**SOUTH-B4 (2-3)-1**	**SOUTH-B5(0-0.25)-1**	**SOUTH-B5 (0.5-1)-1**	**SOUTH-B5 (2-3)-1**	**T14-SB330 (1.5-2)-1**
Sample Date					**9/22/2020**	**9/22/2020**	**9/16/2020**	**9/16/2020**	**9/16/2020**	**9/16/2020**	**9/17/2020**	**9/17/2020**	**9/17/2020**	**9/17/2020**	**9/17/2020**	**9/17/2020**	**9/16/2020**
SDG					**20I1121**	**20I1121**	**20I0847**	**20I0847**	**20I0847**	**20I0847**	**20I0954**	**20I0953**	**20I0953**	**20I0954**	**20I0953**	**20I0953**	**20I0847**
CTETPH																	
Aliphatic Hydrocarbons (ETPH) C9-C36	mg/kg	**500**	2500	**500**	**89**	NA	NA	NA	NA	NA	NA	NA	NA	NA	NA	NA	NA
CTETPH-SPLP																	
Aliphatic Hydrocarbons (ETPH) C9-C36	mg/l	NE	NE	NE	NA	NA	NA	NA	NA	NA	NA	NA	NA	NA	NA	NA	NA
VOCs																	
1,2,4-Trimethylbenzene	mg/kg	NE	NE	500	NA	NA	NA	NA	NA	NA	NA	NA	NA	NA	NA	NA	NA
1,2-Dichlorobenzene	mg/kg	3.1	3.1	500	NA	NA	NA	NA	NA	NA	NA	NA	NA	NA	NA	NA	NA
1,4-Dichlorobenzene	mg/kg	1.5	15	26	NA	NA	NA	NA	NA	NA	NA	NA	NA	NA	NA	NA	NA
Chlorobenzene	mg/kg	2	20	500	NA	NA	NA	NA	NA	NA	NA	NA	NA	NA	NA	NA	NA
Ethylbenzene	mg/kg	10.1	10.1	500	NA	NA	NA	NA	NA	NA	NA	NA	NA	NA	NA	NA	NA
Isopropylbenzene	mg/kg	NE	NE	500	NA	NA	NA	NA	NA	NA	NA	NA	NA	NA	NA	NA	NA
m,p-Xylenes	mg/kg	NE	19.5	NE	NA	NA	NA	NA	NA	NA	NA	NA	NA	NA	NA	NA	NA
Naphthalene	mg/kg	**5.6**	56	1000	NA	NA	NA	NA	NA	NA	NA	NA	NA	NA	NA	NA	NA
n-Butylbenzene	mg/kg	NE	NE	500	NA	NA	NA	NA	NA	NA	NA	NA	NA	NA	NA	NA	NA
n-Propylbenzene	mg/kg	NE	NE	500	NA	NA	NA	NA	NA	NA	NA	NA	NA	NA	NA	NA	NA
p-Isopropyltoluene	mg/kg	NE	NE	500	NA	NA	NA	NA	NA	NA	NA	NA	NA	NA	NA	NA	NA
sec-Butylbenzene	mg/kg	NE	NE	500	NA	NA	NA	NA	NA	NA	NA	NA	NA	NA	NA	NA	NA
Toluene	mg/kg	20	67	500	NA	NA	NA	NA	NA	NA	NA	NA	NA	NA	NA	NA	NA
SVOCs																	
Anthracene	mg/kg	40	400	1000	< 0.18	NA	< 0.19	NA	NA	NA	NA	NA	NA	NA	NA	NA	NA
Benzo(a)anthracene	mg/kg	1	1	1	< 0.18	NA	< 0.19	NA	NA	NA	NA	NA	NA	NA	NA	NA	NA
Benzo(a)pyrene	mg/kg	1	1	1	< 0.18	NA	< 0.19	NA	NA	NA	NA	NA	NA	NA	NA	NA	NA
Benzo(b)fluoranthene	mg/kg	1	1	1	< 0.18	NA	< 0.19	NA	NA	NA	NA	NA	NA	NA	NA	NA	NA
Benzo(g,h,i)perylene	mg/kg	NE	NE	8.4	< 0.18	NA	< 0.19	NA	NA	NA	NA	NA	NA	NA	NA	NA	NA
Benzo(k)fluoranthene	mg/kg	1	1	8.4	< 0.18	NA	< 0.19	NA	NA	NA	NA	NA	NA	NA	NA	NA	NA
Chrysene	mg/kg	NE	NE	84	< 0.18	NA	< 0.19	NA	NA	NA	NA	NA	NA	NA	NA	NA	NA
Fluoranthene	mg/kg	5.6	56	1000	< 0.18	NA	< 0.19	NA	NA	NA	NA	NA	NA	NA	NA	NA	NA
Indeno(1,2,3-cd)pyrene	mg/kg	NE	NE	1	< 0.18	NA	< 0.19	NA	NA	NA	NA	NA	NA	NA	NA	NA	NA
Phenanthrene	mg/kg	4	40	1000	< 0.18	NA	< 0.19	NA	NA	NA	NA	NA	NA	NA	NA	NA	NA
Pyrene	mg/kg	4	40	1000	< 0.18	NA	< 0.19	NA	NA	NA	NA	NA	NA	NA	NA	NA	NA
Metals																	
Arsenic	mg/kg	NE	NE	10	< 3.6	NA	NA	NA	NA	NA	NA	NA	NA	NA	NA	NA	NA
Barium	mg/kg	NE	NE	4700	**160**	NA	NA	NA	NA	NA	NA	NA	NA	NA	NA	NA	NA
Beryllium	mg/kg	NE	NE	2	NA	NA	NA	NA	NA	NA	NA	NA	NA	NA	NA	NA	NA
Cadmium	mg/kg	NE	NE	34	< 0.36	NA	NA	NA	NA	NA	NA	NA	NA	NA	NA	NA	NA
Chromium	mg/kg	NE	NE	NE	**31**	NA	NA	NA	NA	NA	NA	NA	NA	NA	NA	NA	NA
Copper	mg/kg	NE	NE	2500	NA	NA	NA	NA	NA	NA	NA	NA	NA	NA	NA	NA	NA
Lead	mg/kg	NE	NE	**400**	**37**	NA	NA	**63**	**53**	**93**	NA	NA	NA	NA	NA	NA	**37**
Mercury	mg/kg	NE	NE	20	**0.029**	NA	NA	NA	NA	NA	NA	NA	NA	NA	NA	NA	NA
Nickel	mg/kg	NE	NE	1400	NA	NA	NA	NA	NA	NA	NA	NA	NA	NA	NA	NA	NA
Silver	mg/kg	NE	NE	340	< 0.36	NA	NA	NA	NA	NA	NA	NA	NA	NA	NA	NA	NA
Vanadium	mg/kg	NE	NE	470	NA	NA	NA	NA	NA	NA	NA	NA	NA	NA	NA	NA	NA
Zinc	mg/kg	NE	NE	20000	NA	NA	NA	NA	NA	NA	NA	NA	NA	NA	NA	NA	NA
PCBs																	
Aroclor 1242	mg/kg	NE	NE	NE	< 0.87	< 0.87	NA	< 0.086	< 17	NA	< 0.093	< 0.084	< 0.086	< 0.087	< 1.7	< 0.084	< 1.8
Aroclor 1248	mg/kg	NE	NE	NE	**4.1**	**4.2**	NA	**1.3**	**19**	NA	**0.81**	**0.40**	< 0.086	**1.6**	**12**	**1.6**	**3.2**
Aroclor 1254	mg/kg	NE	NE	NE	< 0.87	< 0.87	NA	< 0.086	< 17	NA	< 0.093	**0.59**	< 0.086	< 0.087	< 1.7	< 0.084	< 1.8
Aroclor 1260	mg/kg	NE	NE	NE	< 0.87	< 0.87	NA	< 0.086	< 17	NA	< 0.093	< 0.084	< 0.086	< 0.087	< 1.7	< 0.084	< 1.8
Total PCB Aroclors	mg/kg	NE	NE	**1**	**4.1**	**4.2**	NA	**1.3**	**19**	NA	**0.81**	**0.99**	< 0.086	**1.6**	**12**	**1.6**	**3.2**
PCBs-SPLP																	
Aroclor 1242	ug/l	NE	NE	NE	NA	NA	NA	NA	NA	NA	NA	NA	NA	NA	NA	NA	NA
Total PCB Aroclors	ug/l	**0.5**	**5**	NE	NA	NA	NA	NA	NA	NA	NA	NA	NA	NA	NA	NA	NA

Notes:
This is a summary table. Only detected chemicals are presented.
<0.010 = Not detected above given laboratory reporting limit.
Bold = Detected above reporting limit
Bold Italics = Not detected value exceeds criteria
Yellow highlighted cells exceed 2013 GA PMC
Yellow highlighted cells exceed 2013 GA PMC
Blue highlighted cells exceed 2013 RES DEC
RES DEC = Residential Direct Exposure Criteria
GA PMC = Pollutant Mobility Criteria for GA-classified groundwater areas
GB PMC = Pollutant Mobility Criteria for GB-classified groundwater areas

NE = Criteria has not been established.
NA = Not sampled for this constituent.
ug/kg = microgram per kilogram
ug/l = micrograms per liter
mg/kg = milligrams per kilogram
mg/l = milligrams per liter

Table 1
Pre-Remediation Investigation
Soil Analytical Data

Greenwich High School
10 Hillside Road
Greenwich, CT

Location ID					**T15-SB365**	**U11-SB421**	**U14-SB329**	**U16-SB368**	**V9-SB234**	**W15**	**W22-MB55**	**W22-MB55**	**X/Y14**	**X/Y15.5**	**X/Y15.5**	**X/Y15.5**	**X9**
Depth Interval					**1.5 - 2 ft**	**1.5 - 2 ft**	**1.5 - 2 ft**	**1.5 - 2 ft**	**1 - 2 ft**	**1.5 - 2 ft**	**0 - 0.25 ft**	**0.5 - 1 ft**	**1.5 - 2 ft**	**1 - 1.5 ft**	**3 - 3.5 ft**	**3 - 3.5 ft**	**1.5 - 2 ft**
Sample ID	**Unit**	**2013 GA PMC**	**2013 GB PMC**	**2013 RES DEC**	**T15-SB365 (1.5-2)-1**	**U11-SB421 (1.5-2)-1**	**U14-SB329 (1.5-2)-1**	**U16-SB368 (1.5-2)-1**	**V9-SB234 (1-2)-1**	**W15(1.5-2)-1**	**W22-MB55(0-0.25)-1**	**W22-MB55 (0.5-1)-1**	**X/Y14(1.5-2)-1.**	**X/Y15.5 (1-1.5)-1**	**X/Y15.5 (3-3.5)-1**	**X/Y15.5 (3-3.5)-2**	**X9 (1.5-2)-1**
Sample Date					**9/16/2020**	**9/16/2020**	**9/16/2020**	**9/16/2020**	**9/16/2020**	**9/16/2020**	**9/17/2020**	**9/17/2020**	**9/16/2020**	**9/17/2020**	**9/17/2020**	**9/17/2020**	**9/16/2020**
SDG					**20I0847**	**20I0847**	**20I0847**	**20I0847**	**20I0847**	**20I0847**	**20I0954**	**20I0953**	**20I0847**	**20I0953**	**20I0953**	**20I0953**	**20I0847**
CTETPH																	
Aliphatic Hydrocarbons (ETPH) C9-C36	mg/kg	**500**	2500	**500**	NA	**190**	**100**	NA	NA	NA	NA	NA	< 11	NA	NA	NA	NA
CTETPH-SPLP																	
Aliphatic Hydrocarbons (ETPH) C9-C36	mg/l	NE	NE	NE	NA	NA	NA	NA	NA	NA	NA	NA	NA	NA	NA	NA	NA
VOCs																	
1,2,4-Trimethylbenzene	mg/kg	NE	NE	500	NA	NA	NA	NA	< 0.0013	NA	NA	NA	NA	NA	NA	NA	NA
1,2-Dichlorobenzene	mg/kg	3.1	3.1	500	NA	NA	NA	NA	< 0.0013	NA	NA	NA	NA	NA	NA	NA	NA
1,4-Dichlorobenzene	mg/kg	1.5	15	26	NA	NA	NA	NA	< 0.0013	NA	NA	NA	NA	NA	NA	NA	NA
Chlorobenzene	mg/kg	2	20	500	NA	NA	NA	NA	< 0.0013	NA	NA	NA	NA	NA	NA	NA	NA
Ethylbenzene	mg/kg	10.1	10.1	500	NA	NA	NA	NA	< 0.0013	NA	NA	NA	NA	NA	NA	NA	NA
Isopropylbenzene	mg/kg	NE	NE	500	NA	NA	NA	NA	< 0.0013	NA	NA	NA	NA	NA	NA	NA	NA
m,p-Xylenes	mg/kg	NE	19.5	NE	NA	NA	NA	NA	< 0.0027	NA	NA	NA	NA	NA	NA	NA	NA
Naphthalene	mg/kg	**5.6**	56	1000	NA	NA	NA	NA	< 0.0027	NA	NA	NA	NA	NA	NA	NA	NA
n-Butylbenzene	mg/kg	NE	NE	500	NA	NA	NA	NA	< 0.0013	NA	NA	NA	NA	NA	NA	NA	NA
n-Propylbenzene	mg/kg	NE	NE	500	NA	NA	NA	NA	< 0.0013	NA	NA	NA	NA	NA	NA	NA	NA
p-Isopropyltoluene	mg/kg	NE	NE	500	NA	NA	NA	NA	< 0.0013	NA	NA	NA	NA	NA	NA	NA	NA
sec-Butylbenzene	mg/kg	NE	NE	500	NA	NA	NA	NA	< 0.0013	NA	NA	NA	NA	NA	NA	NA	NA
Toluene	mg/kg	20	67	500	NA	NA	NA	NA	< 0.0013	NA	NA	NA	NA	NA	NA	NA	NA
SVOCs																	
Anthracene	mg/kg	40	400	1000	NA	NA	< 0.18	NA	NA	NA	NA	NA	< 0.19	NA	NA	NA	NA
Benzo(a)anthracene	mg/kg	1	1	1	NA	NA	< 0.18	NA	NA	NA	NA	NA	< 0.19	NA	NA	NA	NA
Benzo(a)pyrene	mg/kg	1	1	1	NA	NA	< 0.18	NA	NA	NA	NA	NA	< 0.19	NA	NA	NA	NA
Benzo(b)fluoranthene	mg/kg	1	1	1	NA	NA	< 0.18	NA	NA	NA	NA	NA	< 0.19	NA	NA	NA	NA
Benzo(g,h,i)perylene	mg/kg	NE	NE	8.4	NA	NA	< 0.18	NA	NA	NA	NA	NA	< 0.19	NA	NA	NA	NA
Benzo(k)fluoranthene	mg/kg	1	1	8.4	NA	NA	< 0.18	NA	NA	NA	NA	NA	< 0.19	NA	NA	NA	NA
Chrysene	mg/kg	NE	NE	84	NA	NA	< 0.18	NA	NA	NA	NA	NA	< 0.19	NA	NA	NA	NA
Fluoranthene	mg/kg	5.6	56	1000	NA	NA	< 0.18	NA	NA	NA	NA	NA	< 0.19	NA	NA	NA	NA
Indeno(1,2,3-cd)pyrene	mg/kg	NE	NE	1	NA	NA	< 0.18	NA	NA	NA	NA	NA	< 0.19	NA	NA	NA	NA
Phenanthrene	mg/kg	4	40	1000	NA	NA	< 0.18	NA	NA	NA	NA	NA	< 0.19	NA	NA	NA	NA
Pyrene	mg/kg	4	40	1000	NA	NA	< 0.18	NA	NA	NA	NA	NA	< 0.19	NA	NA	NA	NA
Metals																	
Arsenic	mg/kg	NE	NE	10	NA	NA	NA	NA	NA	NA	NA	NA	NA	NA	NA	NA	NA
Barium	mg/kg	NE	NE	4700	NA	NA	NA	NA	NA	NA	NA	NA	NA	NA	NA	NA	NA
Beryllium	mg/kg	NE	NE	2	NA	NA	NA	NA	NA	NA	NA	NA	NA	NA	NA	NA	NA
Cadmium	mg/kg	NE	NE	34	NA	NA	NA	NA	NA	NA	NA	NA	NA	NA	NA	NA	NA
Chromium	mg/kg	NE	NE	NE	NA	NA	NA	NA	NA	NA	NA	NA	NA	NA	NA	NA	NA
Copper	mg/kg	NE	NE	2500	NA	NA	NA	NA	NA	NA	NA	NA	NA	NA	NA	NA	NA
Lead	mg/kg	NE	NE	**400**	NA	**430**	NA	**31**	**32**	**37**	NA	NA	**24**	NA	NA	NA	NA
Mercury	mg/kg	NE	NE	20	NA	NA	NA	NA	NA	NA	NA	NA	NA	NA	NA	NA	NA
Nickel	mg/kg	NE	NE	1400	NA	NA	NA	NA	NA	NA	NA	NA	NA	NA	NA	NA	NA
Silver	mg/kg	NE	NE	340	NA	NA	NA	NA	NA	NA	NA	NA	NA	NA	NA	NA	NA
Vanadium	mg/kg	NE	NE	470	NA	NA	NA	NA	NA	NA	NA	NA	NA	NA	NA	NA	NA
Zinc	mg/kg	NE	NE	20000	NA	NA	NA	NA	NA	NA	NA	NA	NA	NA	NA	NA	NA
PCBs																	
Aroclor 1242	mg/kg	NE	NE	NE	< 3.3	< 0.082	< 6.4	< 1.7	NA	< 0.084	< 0.086	< 0.085	< 0.087	< 0.086	< 0.90	< 0.91	< 0.085
Aroclor 1248	mg/kg	NE	NE	NE	**7.6**	**1.5**	**15**	**6.2**	NA	**0.24**	**0.96**	**0.58**	**0.17**	**0.38**	**8.1**	**7.2**	**0.48**
Aroclor 1254	mg/kg	NE	NE	NE	< 3.3	< 0.082	< 6.4	< 1.7	NA	< 0.084	< 0.086	**0.32**	< 0.087	**0.39**	< 0.90	< 0.91	< 0.085
Aroclor 1260	mg/kg	NE	NE	NE	< 3.3	**0.10**	< 6.4	< 1.7	NA	< 0.084	< 0.086	< 0.085	< 0.087	< 0.086	< 0.90	< 0.91	< 0.085
Total PCB Aroclors	mg/kg	NE	NE	**1**	**7.6**	**1.6**	**15**	**6.2**	NA	**0.24**	**0.96**	**0.9**	**0.17**	**0.77**	**8.1**	**7.2**	**0.48**
PCBs-SPLP																	
Aroclor 1242	ug/l	NE	NE	NE	NA	NA	NA	NA	NA	NA	NA	NA	NA	NA	NA	NA	NA
Total PCB Aroclors	ug/l	**0.5**	**5**	NE	NA	NA	NA	NA	NA	NA	NA	NA	NA	NA	NA	NA	NA

Notes:
This is a summary table. Only detected chemicals are presented.
<0.010 = Not detected above given laboratory reporting limit.
Bold = Detected above reporting limit
Bold Italics = Not detected value exceeds criteria
Yellow highlighted cells exceed 2013 GA PMC
Yellow highlighted cells exceed 2013 GA PMC
Blue highlighted cells exceed 2013 RES DEC
RES DEC = Residential Direct Exposure Criteria
GA PMC = Pollutant Mobility Criteria for GA-classified groundwater areas
GB PMC = Pollutant Mobility Criteria for GB-classified groundwater areas

NE = Criteria has not been established.
NA = Not sampled for this constituent.
ug/kg = microgram per kilogram
ug/l = micrograms per liter
mg/kg = milligrams per kilogram
mg/l = milligrams per liter

Table 1
Pre-Remediation Investigation
Soil Analytical Data

Location ID Depth Interval Sample ID Sample Date SDG	Unit	2013 GA PMC	2013 GB PMC	2013 RES DEC	Y10.5 1.5 - 2 ft Y10.5(1.5-2)-1 9/17/2020 20I0953	Y12.5 1.5 - 2 ft Y12.5(1.5-2)-1 9/17/2020 20I0953	Y16.5 3 - 3.5 ft Y16.5 (3-3.5)-1 9/18/2020 20I1050	Y7 1.5 - 2 ft Y7(1.5-2)-1 9/17/2020 20I0953	Y9 1.5 - 2 ft Y9(1.5-2)-1 9/17/2020 20I0953	Z/AA13 1 - 1.5 ft Z/AA13 (1-1.5)-1 10/9/2020 20J0524	Z/AA13 3 - 4 ft Z/AA13 (3-4)-1 10/9/2020 20J0524	Z/AA13 4 - 5 ft Z/AA13 (4-5)-1 10/9/2020 20J0524	Z9 1.5 - 2 ft Z9 (1-1.5)-1 9/21/2020 20I1104
CTETPH													
Aliphatic Hydrocarbons (ETPH) C9-C36	mg/kg	**500**	2500	**500**	NA	NA	NA	**150**	**210**	NA	NA	NA	NA
CTETPH-SPLP													
Aliphatic Hydrocarbons (ETPH) C9-C36	mg/l	NE	NE	NE	NA	NA	NA	< 0.17	< 0.16	NA	NA	NA	NA
VOCs													
1,2,4-Trimethylbenzene	mg/kg	NE	NE	500	NA	NA	NA	NA	NA	NA	NA	NA	NA
1,2-Dichlorobenzene	mg/kg	3.1	3.1	500	NA	NA	NA	NA	NA	NA	NA	NA	NA
1,4-Dichlorobenzene	mg/kg	1.5	15	26	NA	NA	NA	NA	NA	NA	NA	NA	NA
Chlorobenzene	mg/kg	2	20	500	NA	NA	NA	NA	NA	NA	NA	NA	NA
Ethylbenzene	mg/kg	10.1	10.1	500	NA	NA	NA	NA	NA	NA	NA	NA	NA
Isopropylbenzene	mg/kg	NE	NE	500	NA	NA	NA	NA	NA	NA	NA	NA	NA
m,p-Xylenes	mg/kg	NE	19.5	NE	NA	NA	NA	NA	NA	NA	NA	NA	NA
Naphthalene	mg/kg	**5.6**	56	1000	NA	NA	NA	NA	NA	NA	NA	NA	NA
n-Butylbenzene	mg/kg	NE	NE	500	NA	NA	NA	NA	NA	NA	NA	NA	NA
n-Propylbenzene	mg/kg	NE	NE	500	NA	NA	NA	NA	NA	NA	NA	NA	NA
p-Isopropyltoluene	mg/kg	NE	NE	500	NA	NA	NA	NA	NA	NA	NA	NA	NA
sec-Butylbenzene	mg/kg	NE	NE	500	NA	NA	NA	NA	NA	NA	NA	NA	NA
Toluene	mg/kg	20	67	500	NA	NA	NA	NA	NA	NA	NA	NA	NA
SVOCs													
Anthracene	mg/kg	40	400	1000	NA	NA	NA	< 0.22	< 0.20	NA	NA	NA	NA
Benzo(a)anthracene	mg/kg	1	1	1	NA	NA	NA	**0.44**	**0.27**	NA	NA	NA	NA
Benzo(a)pyrene	mg/kg	1	1	1	NA	NA	NA	**0.38**	**0.24**	NA	NA	NA	NA
Benzo(b)fluoranthene	mg/kg	1	1	1	NA	NA	NA	**0.50**	**0.34**	NA	NA	NA	NA
Benzo(g,h,i)perylene	mg/kg	NE	NE	8.4	NA	NA	NA	**0.25**	< 0.20	NA	NA	NA	NA
Benzo(k)fluoranthene	mg/kg	1	1	8.4	NA	NA	NA	< 0.22	< 0.20	NA	NA	NA	NA
Chrysene	mg/kg	NE	NE	84	NA	NA	NA	**0.40**	**0.27**	NA	NA	NA	NA
Fluoranthene	mg/kg	5.6	56	1000	NA	NA	NA	**0.82**	**0.62**	NA	NA	NA	NA
Indeno(1,2,3-cd)pyrene	mg/kg	NE	NE	1	NA	NA	NA	**0.30**	< 0.20	NA	NA	NA	NA
Phenanthrene	mg/kg	4	40	1000	NA	NA	NA	**0.47**	**0.41**	NA	NA	NA	NA
Pyrene	mg/kg	4	40	1000	NA	NA	NA	**0.77**	**0.58**	NA	NA	NA	NA
Metals													
Arsenic	mg/kg	NE	NE	10	**4.2**	NA	NA	NA	NA	NA	NA	NA	NA
Barium	mg/kg	NE	NE	4700	NA	NA	NA	NA	NA	NA	NA	NA	NA
Beryllium	mg/kg	NE	NE	2	NA	NA	NA	NA	NA	NA	NA	NA	NA
Cadmium	mg/kg	NE	NE	34	NA	NA	NA	**1.2**	**2.0**	NA	NA	NA	NA
Chromium	mg/kg	NE	NE	NE	NA	NA	NA	NA	NA	NA	NA	NA	NA
Copper	mg/kg	NE	NE	2500	**35**	NA	NA	NA	NA	NA	NA	NA	NA
Lead	mg/kg	NE	NE	**400**	**53**	NA	NA	**650**	**960**	NA	NA	NA	NA
Mercury	mg/kg	NE	NE	20	NA	NA	NA	NA	NA	NA	NA	NA	NA
Nickel	mg/kg	NE	NE	1400	NA	NA	NA	NA	NA	NA	NA	NA	NA
Silver	mg/kg	NE	NE	340	NA	NA	NA	NA	NA	NA	NA	NA	NA
Vanadium	mg/kg	NE	NE	470	NA	NA	NA	NA	NA	NA	NA	NA	NA
Zinc	mg/kg	NE	NE	20000	NA	NA	NA	NA	NA	NA	NA	NA	NA
PCBs													
Aroclor 1242	mg/kg	NE	NE	NE	< 0.46	< 0.089	< 1.9	< 0.10	< 0.89	< 0.087	< 0.086	< 0.088	< 0.98
Aroclor 1248	mg/kg	NE	NE	NE	**4.2**	**0.22**	**31**	**2.2**	**5.7**	**0.36**	**0.12**	**1.3**	**7.7**
Aroclor 1254	mg/kg	NE	NE	NE	< 0.46	**0.21**	< 1.9	**1.1**	< 0.89	< 0.087	< 0.086	< 0.088	< 0.98
Aroclor 1260	mg/kg	NE	NE	NE	< 0.46	< 0.089	< 1.9	**0.13**	< 0.89	< 0.087	< 0.086	**0.14**	< 0.98
Total PCB Aroclors	mg/kg	NE	NE	**1**	**4.2**	**0.43**	**31**	**3.43**	**5.7**	**0.36**	**0.12**	**1.44**	**7.7**
PCBs-SPLP													
Aroclor 1242	ug/l	NE	NE	NE	NA	NA	NA	NA	NA	NA	NA	NA	NA
Total PCB Aroclors	ug/l	**0.5**	**5**	NE	NA	NA	NA	NA	NA	NA	NA	NA	NA

Notes:
This is a summary table. Only detected chemicals are presented.
<0.010 = Not detected above given laboratory reporting limit.
Bold = Detected above reporting limit
Bold Italics = Not detected value exceeds criteria
Yellow highlighted cells exceed 2013 GA PMC
Yellow highlighted cells exceed 2013 GA PMC
Blue highlighted cells exceed 2013 RES DEC
RES DEC = Residential Direct Exposure Criteria
GA PMC = Pollutant Mobility Criteria for GA-classified groundwater areas
GB PMC = Pollutant Mobility Criteria for GB-classified groundwater areas

NE = Criteria has not been established.
NA = Not sampled for this constituent.
ug/kg = microgram per kilogram
ug/l = micrograms per liter
mg/kg = milligrams per kilogram
mg/l = milligrams per liter

Attachment A – Boring Logs

Project: Greenwich High School Project Location: Greenwich, Connecticut Project Number: 60432356	Log of Boring AA/AB12 Sheet 1 of 1

Date(s) Drilled	10/9/2020	Logged By	M. Meadows	Checked By	[redacted]
Drilling Method	Hand Auger	Drill Bit Size/Type		Total Depth of Borehole	5.0´ bgs
Drill Rig Type	Hand Auger	Drilling Contractor	AARCO	Surface Elevation	
Borehole Backfill	Material placed back in borehole	Sampling Method(s)	N/A	Hammer Data	N/A
Boring Location	Location Has Not Been Surveyed	Groundwater Level(s)	Not Encountered		

Depth, feet	SAMPLES Type	Number	Blows/6" OR CORE% RQD	Recovery, %	PID (ppm)	Graphic Log	MATERIAL DESCRIPTION	Water Level	Sample ID
0							0.0		
		HA-1		100	0.5		Medium brown fine to medium SAND with silt (SP), some coarse sand, some fine gravel, trace coarse gravel, moist		
1							1.5		AA/AB12(1-1.5)-1
		HA-2		100	0.4		Medium gray fine SAND (SP), little medium sand, little fine gravel, little silt, trace coarse gravel, moist		
2							3.0		
		HA-3		100	5.5		Medium gray-black medium to coarse SAND (SW), some fine gravel, little fine sand, trace coarse gravel, petroleum-like odor, black color suggests staining, trace brick, moist		AA/AB12(3-4)-1
3									
		HA-4		100	5				AA/AB12(4-5)-1
4							5.0		
5							End of Boring at 5´ bgs		

AECOM

Report: ENVIRO BORING LOG; File C:\USERS\SEREMETM\DESKTOP\MMS SHORTCUTS\GINT\GREENWICH\GHS 2020 BORING LOGS.GPJ; 12/1/2020 10:51:02 AM

Project: Greenwich High School
Project Location: Greenwich, Connecticut
Project Number: 60432356

Log of Boring AA11

Sheet 1 of 1

Date(s) Drilled	10/9/2020	Logged By	M. Meadows	Checked By	M. Seremet
Drilling Method	Hand Auger	Drill Bit Size/Type		Total Depth of Borehole	5.0´ bgs
Drill Rig Type	Hand Auger	Drilling Contractor	AARCO	Surface Elevation	
Borehole Backfill	Material placed back in borehole	Sampling Method(s)	N/A	Hammer Data	N/A
Boring Location	Location Has Not Been Surveyed	Groundwater Level(s)	Not Encountered		

Depth, feet	SAMPLES Type	Number	Sampling Resist. Blows/6" OR CORE% RQD	Recovery, %	PID (ppm)	Graphic Log	MATERIAL DESCRIPTION	Water Level	Sample ID
0							0.0 Medium brown fine to medium SAND with silt (SP), some coarse sand, some fine gravel, trace coarse gravel, moist		
		HA-1		100	0.1				
1							becomes with little cobbles		AA11(1-1.5)-1
2		HA-2		100	0.2		3.0		
3							Medium gray SAND and silt (SP), little fine gravel, slight petroleum odor, moist		
		HA-3		100	0.2		4.0		AA11(3-4)-1
4							Light gray-medium black fine to medium SAND (SP), little silt, trace fine gravel, moist		
		HA-4		100	0		5.0		AA11(4-5)-1
5							End of Boring at 5´ bgs		

AECOM

Report: ENVIRO BORING LOG; File C:\USERS\SEREMETM\DESKTOP\MMS SHORTCUTS\GINT\GREENWICH\GHS 2020 BORING LOGS.GPJ; 12/1/2020 10:51:05 AM

Project: Greenwich High School
Project Location: Greenwich, Connecticut
Project Number: 60432356

Log of Boring AA8

Sheet 1 of 1

Date(s) Drilled	9/17/2020	Logged By	C. Hayden	Checked By	M. Seremet
Drilling Method	Hand Auger	Drill Bit Size/Type	Hand Auger OD: 3 inches	Total Depth of Borehole	2.0´ bgs
Drill Rig Type	Hand Auger	Drilling Contractor	AARCO	Surface Elevation	
Borehole Backfill	Material placed back in borehole	Sampling Method(s)	Hand Auger	Hammer Data	N/A
Boring Location	Location Has Not Been Surveyed	Groundwater Level(s)	Not Encountered		

Depth, feet	SAMPLES Type	Number	Sampling Resist. Blows/6" OR CORE% RQD	Recovery, %	PID (ppm)	Graphic Log	MATERIAL DESCRIPTION	Water Level	Sample ID
0							0.0 Brown fine to medium SAND with silt (SP), little coarse sand, trace fine gravel, broken strand of weed wacker string and crushed 7-UP can, dry		
1		HA-1		100	0.1				AA8(1-2)-1 AA8(1-2)-2 (Duplicate)
2							2.0 End of Boring at 2´ bgs		

AECOM

Report: ENVIRO BORING LOG; File C:\USERS\SEREMETM\DESKTOP\MMS SHORTCUTS\GINT\GREENWICH\GHS 2020 BORING LOGS.GPJ; 12/1/2020 10:51:09 AM

Project: Greenwich High School
Project Location: Greenwich, Connecticut
Project Number: 60432356

Log of Boring AC12

Sheet 1 of 1

Date(s) Drilled	**10/9/2020**	Logged By	**M. Meadows**	Checked By	**M. Seremet**
Drilling Method	**Hand Auger**	Drill Bit Size/Type		Total Depth of Borehole	**1.5´ bgs**
Drill Rig Type	**Hand Auger**	Drilling Contractor	**AARCO**	Surface Elevation	
Borehole Backfill	**Material placed back in borehole**	Sampling Method(s)	**N/A**	Hammer Data	**N/A**
Boring Location	**Location Has Not Been Surveyed**	Groundwater Level(s)	**Not Encountered**		

Depth, feet	SAMPLES Type	Number	Sampling Resist. Blows/6" OR CORE% RQD	Recovery, %	PID (ppm)	Graphic Log	MATERIAL DESCRIPTION	Water Level	Sample ID
0							0.0		
		HA-1		100	0.2		Medium brown fine to medium SAND with silt (SP), some coarse sand, some fine gravel, trace coarse gravel, moist		
1		HA-2		100	0		1.5		AC12(1-1.5)-1
							End of Boring at 1.5´ bgs		

AECOM

Report: ENVIRO BORING LOG; File C:\USERS\SEREMETM\DESKTOP\MMS SHORTCUTS\GINT\GREENWICH\GHS 2020 BORING LOGS.GPJ; 12/1/2020 10:51:13 AM

Project: Greenwich High School
Project Location: Greenwich, Connecticut
Project Number: 60432356

Log of Boring AC8

Sheet 1 of 1

Date(s) Drilled	**9/17/2020**	Logged By	**C. Hayden**	Checked By	**M. Seremet**
Drilling Method	**Hand Auger**	Drill Bit Size/Type	**Hand Auger OD: 3 inches**	Total Depth of Borehole	**2.0´ bgs**
Drill Rig Type	**Hand Auger**	Drilling Contractor	**AARCO**	Surface Elevation	
Borehole Backfill	**Material placed back in borehole**	Sampling Method(s)	**Hand Auger**	Hammer Data	**N/A**
Boring Location	**Location Has Not Been Surveyed**	Groundwater Level(s)	**Not Encountered**		

Depth, feet	SAMPLES Type	Number	Sampling Resist. Blows/6" OR CORE% RQD	Recovery, %	PID (ppm)	Graphic Log	MATERIAL DESCRIPTION	Water Level	Sample ID
0							0.0		
		HA-1		100	0		Brown fine to medium SAND with silt (SP), little coarse sand, trace fine gravel, broken strand of weed wacker string and crushed 7-UP can, dry		
							0.8		
1		HA-2		100	0		Dark brown/gray fine to coarse SAND (SP), some fine gravel, trace coarse gravel, trace fragments of manufactured materials (brick, tile, glass), dry		AC8(1-2)-1
2							2.0		
							End of Boring at 2´ bgs		

AECOM

Report: ENVIRO BORING LOG; File C:\USERS\SEREMETM\DESKTOP\MMS SHORTCUTS\GINT\GREENWICH\GHS 2020 BORING LOGS.GPJ; 12/1/2020 10:51:16 AM

Project: Greenwich High School
Project Location: Greenwich, Connecticut
Project Number: 60432356

Log of Boring AC9.5

Sheet 1 of 1

Date(s) Drilled	**10/9/2020**	Logged By	**M. Meadows**	Checked By	**M. Seremet**
Drilling Method	**Hand Auger**	Drill Bit Size/Type		Total Depth of Borehole	**1.5´ bgs**
Drill Rig Type	**Hand Auger**	Drilling Contractor	**AARCO**	Surface Elevation	
Borehole Backfill	**Material placed back in borehole**	Sampling Method(s)	**N/A**	Hammer Data	**N/A**
Boring Location	**Location Has Not Been Surveyed**	Groundwater Level(s)	**Not Encountered**		

Depth, feet	SAMPLES Type	Number	Sampling Resist. Blows/6" OR CORE% RQD	Recovery, %	PID (ppm)	Graphic Log	MATERIAL DESCRIPTION	Water Level	Sample ID
0							0.0		
		HA-1		100	0		Medium brown fine to medium SAND with silt (SP), some coarse sand, some fine gravel, trace coarse gravel, moist		
1		HA-2		100	0		1.5		AC9.5(1-1.5)-1
							End of Boring at 1.5´ bgs		

AECOM

Report: ENVIRO BORING LOG; File C:\USERS\SEREMETM\DESKTOP\MMS SHORTCUTS\GINT\GREENWICH\GHS 2020 BORING LOGS.GPJ; 12/1/2020 10:51:19 AM

Project: Greenwich High School Project Location: Greenwich, Connecticut Project Number: 60432356	Log of Boring AD13 Sheet 1 of 1

Date(s) Drilled	10/9/2020	Logged By	M. Meadows	Checked By	M. Seremet
Drilling Method	Hand Auger	Drill Bit Size/Type		Total Depth of Borehole	1.5´ bgs
Drill Rig Type	Hand Auger	Drilling Contractor	AARCO	Surface Elevation	
Borehole Backfill	Material placed back in borehole	Sampling Method(s)	N/A	Hammer Data	N/A
Boring Location	Location Has Not Been Surveyed	Groundwater Level(s)	Not Encountered		

Depth, feet	SAMPLES Type	Number	Sampling Resist. Blows/6" OR CORE% RQD	Recovery, %	PID (ppm)	Graphic Log	MATERIAL DESCRIPTION	Water Level	Sample ID
0							0.0		
		HA-1		100	0.1		Medium brown fine to medium SAND with silt (SP), some coarse sand, some fine gravel, trace coarse gravel, moist		
1							1.0		
		HA-2		100	0		Medium gray fine SAND (SP), little medium sand, little fine gravel, little silt, trace coarse gravel, moist		AD13(1-1.5)-1
							1.5		
							End of Boring at 1.5´ bgs		

AECOM

Report: ENVIRO BORING LOG; File C:\USERS\SEREMETM\DESKTOP\MMS SHORTCUTS\GINT\GREENWICH\GHS 2020 BORING LOGS.GPJ; 12/1/2020 10:51:23 AM

Project: Greenwich High School Project Location: Greenwich, Connecticut Project Number: 60432356	Log of Boring AD14 Sheet 1 of 1

Date(s) Drilled	10/9/2020	Logged By	M. Meadows	Checked By	M. Seremet
Drilling Method	Hand Auger	Drill Bit Size/Type		Total Depth of Borehole	1.5´ bgs
Drill Rig Type	Hand Auger	Drilling Contractor	AARCO	Surface Elevation	
Borehole Backfill	Material placed back in borehole	Sampling Method(s)	N/A	Hammer Data	N/A
Boring Location	Location Has Not Been Surveyed	Groundwater Level(s)	Not Encountered		

Depth, feet	SAMPLES Type	Number	Sampling Resist. Blows/6" OR CORE% RQD	Recovery, %	PID (ppm)	Graphic Log	MATERIAL DESCRIPTION	Water Level	Sample ID
0							0.0		
		HA-1		100	1.8		Medium brown fine to medium SAND with silt (SP), some coarse sand, some fine gravel, trace coarse gravel, moist		
1							1.0		
		HA-2		100	1.4		Medium gray fine SAND (SP), little medium sand, little fine gravel, little silt, trace coarse gravel, moist		AD14(1-1.5)-1 AD14(1-1.5)-2 (Duplicate)
							1.5		
							End of Boring at 1.5´ bgs		

Report: ENVIRO BORING LOG; File C:\USERS\SEREMETM\DESKTOP\MMS SHORTCUTS\GINT\GREENWICH\GHS 2020 BORING LOGS.GPJ; 12/1/2020 10:51:26 AM

Project: Greenwich High School
Project Location: Greenwich, Connecticut
Project Number: 60432356

Log of Boring AF12

Sheet 1 of 1

Date(s) Drilled	9/18/2020	Logged By	M. Meadows	Checked By	M. Seremet
Drilling Method	Geoprobe	Drill Bit Size/Type		Total Depth of Borehole	9.0´ bgs
Drill Rig Type	Geoprobe	Drilling Contractor	AARCO	Surface Elevation	
Borehole Backfill	Material placed back in borehole	Sampling Method(s)	N/A	Hammer Data	N/A
Boring Location	Location Has Not Been Surveyed	Groundwater Level(s)	Not Encountered		

Depth, feet	SAMPLES Type	Number	Sampling Resist. Blows/6" OR CORE% RQD	Recovery, %	PID (ppm)	Graphic Log	MATERIAL DESCRIPTION	Water Level	Sample ID
0							Medium gray-dark brown SAND (SP) with fine to coarse gravel, some silt, trace cobble, wet (0.0–1.0)		
1					14		Medium gray SAND with fine gravel (SW), little silt, moist		AF12(1-1.5)-1
2		GP-1		63					
3					1.8		Medium brown Silty SAND (SM), pulverized rock, moist (3.0–4.0)		AF12(2-4)-1
4					2.4		Medium gray Silty SAND (SM), trace coarse sand, trace fine gravel, moist (4.0–5.0)		AF12(4-5)-1
5					32.3		Black Silty SAND (SM), some stained glass, trace fine gravel, trace wood, oily sheen with odor on glass, moist (5.0–6.0)		AF12(5-6)-1 (on hold)
6		GP-2		95			Medium gray fine to medium Silty SAND (SM), some fine gravel, moist (6.0–8.0)		
7									
8							Medium dark gray Silty CLAY (CL), some fine sand, moist (8.0–9.0)		
9							End of Boring at 9´ bgs		

AECOM

Report: ENVIRO BORING LOG; File C:\USERS\SEREMETM\DESKTOP\MMS SHORTCUTS\GINT\GREENWICH\GHS 2020 BORING LOGS.GPJ; 12/1/2020 10:51:30 AM

Project: Greenwich High School
Project Location: Greenwich, Connecticut
Project Number: 60432356

Log of Boring AF14

Sheet 1 of 1

Date(s) Drilled	9/18/2020	Logged By	M. Meadows	Checked By	M. Seremet
Drilling Method	Geoprobe	Drill Bit Size/Type		Total Depth of Borehole	7.5´ bgs
Drill Rig Type	Geoprobe	Drilling Contractor	AARCO	Surface Elevation	
Borehole Backfill	Material placed back in borehole	Sampling Method(s)	N/A	Hammer Data	N/A
Boring Location	Location Has Not Been Surveyed	Groundwater Level(s)	Not Encountered		

Depth, feet	SAMPLES Type	Number	Sampling Resist. Blows/6" OR CORE% RQD	Recovery, %	PID (ppm)	Graphic Log	MATERIAL DESCRIPTION	Water Level	Sample ID
0							Medium gray-dark brown SAND (SP), with fine to coarse gravel, some silt, trace cobble, moist (0.0–1.0)		
1					2.1		Dark brown fine to medium SAND (SP), trace coarse sand with silt, moist (1.0–2.0)		AF14(1-1.5)-1
2		GP-1		90			Light gray pulverized rock, moist (2.0–3.0)		
3					46.3		Dark gray/black fine to medium SAND (SW), little glass, trace coarse gravel, black staining and petroleum-like odors, moist (3.0–4.0)		AF14(2-4)-1
4					21.5		Dark gray/black SAND (SP), some fine gravel, little silt, moist (4.0–5.0)		AF14(4-5)-1
5		GP-2			2		Medium gray SAND (SP) with pulverized rock, trace silt, moist (5.0–7.0)		AF14(5-6)-1
6									
7							Medium gray Silty CLAY (CL), moist (7.0–7.5)		
							End of Boring at 7.5´ bgs		

AECOM

Report: ENVIRO BORING LOG; File C:\USERS\SEREMETM\DESKTOP\MMS SHORTCUTS\GINT\GREENWICH\GHS 2020 BORING LOGS.GPJ; 12/1/2020 10:51:34 AM

Project: Greenwich High School
Project Location: Greenwich, Connecticut
Project Number: 60432356

Log of Boring AF20

Sheet 1 of 1

Date(s) Drilled	9/18/2020	Logged By	Toni Wong-Li	Checked By	M. Seremet
Drilling Method	Geoprobe	Drill Bit Size/Type		Total Depth of Borehole	8.0´ bgs
Drill Rig Type	Geoprobe	Drilling Contractor	CISCO	Surface Elevation	
Borehole Backfill	Material placed back in borehole	Sampling Method(s)	N/A	Hammer Data	N/A
Boring Location	Location Has Not Been Surveyed	Groundwater Level(s)	Not Encountered		

Depth, feet	SAMPLES Type	Number	Sampling Resist. Blows/6" OR CORE% RQD	Recovery, %	PID (ppm)	Graphic Log	MATERIAL DESCRIPTION	Water Level	Sample ID
0							Concrete sidewalk (0.0–0.5)		
		HA-1					Processed stone (0.5–1.0)		
1		HA-2			0		Gray coarse to fine SAND (SP), trace fine gravel, trace fines, dry		AF20(1-1.5)-1
2									
3		HA-3			0				AF20(2-4)-1
4									
5							Gray fine GRAVEL, some coarse to fine sand, trace fines		
6		GP-1			11.4		Black coarse to fine SAND (SP), little fine gravel, trace fines, trace glass, roots with strips (possibly ash), moist (6.0–8.0)		AF20(5-7)-1
7									
8							End of Boring at 8´ bgs		

AECOM

Report: ENVIRO BORING LOG; File C:\USERS\SEREMETM\DESKTOP\MMS SHORTCUTS\GINT\GREENWICH\GHS 2020 BORING LOGS.GPJ; 12/1/2020 10:51:38 AM

Project: Greenwich High School
Project Location: Greenwich, Connecticut
Project Number: 60432356

Log of Boring AG11

Sheet 1 of 1

Date(s) Drilled	9/18/2020	Logged By	C. Hayden	Checked By	M. Seremet
Drilling Method	Geoprobe	Drill Bit Size/Type		Total Depth of Borehole	6.0´ bgs
Drill Rig Type	Geoprobe	Drilling Contractor	AARCO	Surface Elevation	
Borehole Backfill	Material placed back in borehole	Sampling Method(s)	N/A	Hammer Data	N/A
Boring Location	Location Has Not Been Surveyed	Groundwater Level(s)	Not Encountered		

Depth, feet	SAMPLES Type	Number	Sampling Resist. Blows/6" OR CORE% RQD	Recovery, %	PID (ppm)	Graphic Log	MATERIAL DESCRIPTION	Water Level	Sample ID
0							Dark brown Silty SAND (SM), trace gravel, dry (0.0)		
1					1.1				AG11(1-1.5)-1
2		GP-1		100					
3					11.4				AG11(2-4)-1
4					280		Dark brown Silty SAND (SM), trace gravel, dry, oxidation visible, blue grained rubbery silt present (4.0)		AG11(4-5)-1
5		GP-2		100	130		Dark brown Silty SAND (SM), trace gravel, dry (5.0)		AG11(5-6)-1
6							End of Boring at 6´ bgs (6.0)		

AECOM

Report: ENVIRO BORING LOG; File C:\USERS\SEREMETM\DESKTOP\MMS SHORTCUTS\GINT\GREENWICH\GHS 2020 BORING LOGS.GPJ; 12/1/2020 10:51:41 AM

Project: Greenwich High School Project Location: Greenwich, Connecticut Project Number: 60432356	Log of Boring AG8 Sheet 1 of 1

Date(s) Drilled	9/17/2020	Logged By	C. Hayden	Checked By	M. Seremet
Drilling Method	Hand Auger	Drill Bit Size/Type		Total Depth of Borehole	2.0´ bgs
Drill Rig Type	Hand Auger	Drilling Contractor	AARCO	Surface Elevation	
Borehole Backfill	Material placed back in borehole	Sampling Method(s)	N/A	Hammer Data	N/A
Boring Location	Location Has Not Been Surveyed	Groundwater Level(s)	Not Encountered		

Depth, feet	SAMPLES Type	Number	Sampling Resist. Blows/6" OR CORE% RQD	Recovery, %	PID (ppm)	Graphic Log	MATERIAL DESCRIPTION	Water Level	Sample ID
0							0.0		
							Brown fine to coarse SAND, some fine gravel, trace coarse gravel, trace cobble, trace 1/4 inch strands of roots, moist		
1		HA-1		100	0				AG8(1-2)-1 (MS/MSD) AG8(1-2)-2 (Duplicate)
2							2.0		
							End of Boring at 2´ bgs		

AECOM

Report: ENVIRO BORING LOG; File C:\USERS\SEREMETM\DESKTOP\MMS SHORTCUTS\GINT\GREENWICH\GHS 2020 BORING LOGS.GPJ; 12/1/2020 10:51:45 AM

Project: Greenwich High School
Project Location: Greenwich, Connecticut
Project Number: 60432356

Log of Boring AH12

Sheet 1 of 1

Date(s) Drilled	9/18/2020	Logged By	C. Hayden	Checked By	M. Seremet
Drilling Method	Geoprobe	Drill Bit Size/Type		Total Depth of Borehole	6.0´ bgs
Drill Rig Type	Geoprobe	Drilling Contractor	AARCO	Surface Elevation	
Borehole Backfill	Material placed back in borehole	Sampling Method(s)	N/A	Hammer Data	N/A
Boring Location	Location Has Not Been Surveyed	Groundwater Level(s)	Not Encountered		

Depth, feet	SAMPLES Type	Number	Sampling Resist. Blows/6" OR CORE% RQD	Recovery, %	PID (ppm)	Graphic Log	MATERIAL DESCRIPTION	Water Level	Sample ID
0							0.0 Dark brown fine to medium SAND (SP), some silt, trace gravel, dry		
1					1.1				AH12(1-1.5)-1
2							2.0 Gray SILT (ML), dry		
		GP-1		100					
3					1.4				AH12(2-4)-1
4							4.0 Gray Silty SAND (SM), trace gravel, dry		
					0.7				AH12(4-5)-1
5									
		GP-2		100	2.5				AH12(5-6)-1
6							6.0 End of Boring at 6´ bgs		

AECOM

Report: ENVIRO BORING LOG; File C:\USERS\SEREMETM\DESKTOP\MMS SHORTCUTS\GINT\GREENWICH\GHS 2020 BORING LOGS.GPJ; 12/1/2020 10:51:48 AM

Project: Greenwich High School
Project Location: Greenwich, Connecticut
Project Number: 60432356

Log of Boring AH20

Sheet 1 of 1

Date(s) Drilled	9/18/2020	Logged By	Toni Wong-Li	Checked By	D. Seremet
Drilling Method	Hand Auger	Drill Bit Size/Type		Total Depth of Borehole	5.0´ bgs
Drill Rig Type	Hand Auger	Drilling Contractor	CISCO	Surface Elevation	
Borehole Backfill	Material placed back in borehole	Sampling Method(s)	N/A	Hammer Data	N/A
Boring Location	Location Has Not Been Surveyed	Groundwater Level(s)	Not Encountered		

Depth, feet	SAMPLES Type	Number	Sampling Resist. Blows/6" OR CORE% RQD	Recovery, %	PID (ppm)	Graphic Log	MATERIAL DESCRIPTION	Water Level	Sample ID
0							Asphalt pavement, processed stone, hand auger, air knife (0.0–0.5)		
1		HA-1		100	0.1		Brown, coarse to fine SAND (SP), some fine gravel (processed stone), trace fines, dry (0.5–2.0)		AH20(0.5-1)-1
2							Brown, coarse to fine SAND (SP), trace fine gravel, trace silt, dry (2.0–4.0)		
3		HA-2		100	0				AH20(2-4)-1
4		HA-3		100			Coarse to fine GRAVEL (GP), water came in the hole, may be a dry well. Location off set. (4.0–5.0)		
5							End of Boring at 5´ bgs		

AECOM

Report: ENVIRO BORING LOG; File C:\USERS\SEREMETM\DESKTOP\MMS SHORTCUTS\GINT\GREENWICH\GHS 2020 BORING LOGS.GPJ; 12/1/2020 10:51:52 AM

Project: Greenwich High School
Project Location: Greenwich, Connecticut
Project Number: 60432356

Log of Boring AH20A

Sheet 1 of 1

Date(s) Drilled	9/18/2020	Logged By	Toni Wong-Li	Checked By	M. Seremet
Drilling Method	Hand Auger/Geoprobe	Drill Bit Size/Type		Total Depth of Borehole	9.0´ bgs
Drill Rig Type	Hand Auger/Geoprobe	Drilling Contractor	CISCO	Surface Elevation	
Borehole Backfill	Material placed back in borehole	Sampling Method(s)	N/A	Hammer Data	N/A
Boring Location	Location Has Not Been Surveyed	Groundwater Level(s)	Not Encountered		

Depth, feet	SAMPLES Type	Number	Sampling Resist. Blows/6" OR CORE% RQD	Recovery, %	PID (ppm)	Graphic Log	MATERIAL DESCRIPTION	Water Level	Sample ID
0							Asphalt pavement and processed stone, hand auger, air knife (0.0–0.5)		
1		HA-1		100	0		Brown, coarse to fine SAND (SP), some fine gravel (processed stone), trace fines, dry (0.5–2.0)		AH20(0.5-1)-1
2–4		HA-2		100	0.3		Brown/black, coarse to fine SAND (SP), little fine gravel, trace silt, trace cement fragments, trace cobble fragments (2.0–4.0)		AH20(2-4)-1
4–5		HA-3		100			Brown, cobble fragments (4.0–5.0)		
5–7		GP-1		100	2.9		Gray, coarse to fine SAND (SP) and fine gravel (5.0–5.5); Black, coarse to fine SAND (SP), some fine gravel, trace silt (5.5–7.0)		AH20(5-7)-1
7–9							Olive green, medium to fine SAND (SP), little fine gravel, trace fines (7.0–9.0)		
9							End of Boring at 9´ bgs		

AECOM

Report: ENVIRO BORING LOG; File C:\USERS\SEREMETM\DESKTOP\MMS SHORTCUTS\GINT\GREENWICH\GHS 2020 BORING LOGS.GPJ; 12/1/2020 10:51:56 AM

Project: Greenwich High School
Project Location: Greenwich, Connecticut
Project Number: 60432356

Log of Boring AJ20.5

Sheet 1 of 1

Date(s) Drilled	9/18/2020	Logged By	Toni Wong-Li	Checked By	M. Seremet
Drilling Method	Hand Auger/Geoprobe	Drill Bit Size/Type		Total Depth of Borehole	10.0´ bgs
Drill Rig Type	Hand Auger/Geoprobe	Drilling Contractor	CISCO	Surface Elevation	
Borehole Backfill	Material placed back in borehole	Sampling Method(s)	N/A	Hammer Data	N/A
Boring Location	Location Has Not Been Surveyed	Groundwater Level(s)	8		

Depth, feet	SAMPLES Type	Number	Sampling Resist. Blows/6" OR CORE% RQD	Recovery, %	PID (ppm)	Graphic Log	MATERIAL DESCRIPTION	Water Level	Sample ID
0							0.0 Grass/No Soil, hand auger, air knife 0.5		
		HA-1		100					
							Brown medium to fine SAND (SP), trace fine gravel, trace roots, dry 2.0		AJ20.5(0.5-1)-1
1		HA-2		100	0.1				
2							Brown coarse to fine SAND (SW), little fine gravel, trace silt, some coarse gravel/cobbles, dry		
3		HA-3		100	0.1				AJ20.5(2-4)-1
4									
		HA-4		100			5.0		
5							Gray coarse to fine SAND (SW), some fine gravel, trace silt, dry 6.0		
6					8.6		Black coarse to fine SAND (SW), little fine gravel, trace silt, oil staining, dry/moist		AJ20.5(5-7)-1
7		GP-1							
8							8.0 Olive green coarse to fine SAND (SW), little fine gravel and silt, wet	▽	
9									
10							10.0		

End of Boring at 10´ bgs

AECOM

Report: ENVIRO BORING LOG; File C:\USERS\SEREMETM\DESKTOP\MMS SHORTCUTS\GINT\GREENWICH\GHS 2020 BORING LOGS.GPJ; 12/1/2020 10:51:59 AM

Project: Greenwich High School
Project Location: Greenwich, Connecticut
Project Number: 60432356

Log of Boring AK16.5

Sheet 1 of 1

Date(s) Drilled	9/21/2020	Logged By	C. Hayden	Checked By	M. Seremet
Drilling Method	Hand Auger	Drill Bit Size/Type		Total Depth of Borehole	6.0´ bgs
Drill Rig Type	Hand Auger	Drilling Contractor	AARCO	Surface Elevation	
Borehole Backfill	Material placed back in borehole	Sampling Method(s)	N/A	Hammer Data	N/A
Boring Location	Location Has Not Been Surveyed	Groundwater Level(s)	Not Encountered		

Depth, feet	SAMPLES Type	Number	Sampling Resist. Blows/6" OR CORE% RQD	Recovery, %	PID (ppm)	Graphic Log	MATERIAL DESCRIPTION	Water Level	Sample ID
0							0.0 Brown fine to coarse SAND (SW), some fine gravel, little coarse gravel, trace silt, trace manufactured materials (brick, glass, tile, rusty metal), dry		
1		HA-1		100	0.3		1.5		
		HA-2		100	3.7		Light brown/tan fine to medium SAND (SP), trace silt, trace coarse sand, dry 2.0		
2							Dark gray/black fine to coarse SAND and fine Gravel (SW), trace silt, trace coarse gravel, trace manufactured materials (brick, glass, tile, metal, wood chips), trace roots, dry		
3		HA-3		100	110.6				AK16.5(2-4)-1
4									
5		HA-4		100	206.7				AK16.5(4-6)-1 (MS/MSD) AK16.5(4-6)-2 (Duplicate)
6							6.0 End of Boring at 6´ bgs		

AECOM

Report: ENVIRO BORING LOG; File C:\USERS\SEREMETM\DESKTOP\MMS SHORTCUTS\GINT\GREENWICH\GHS 2020 BORING LOGS.GPJ; 12/1/2020 10:52:03 AM

Project: Greenwich High School
Project Location: Greenwich, Connecticut
Project Number: 60432356

Log of Boring AL10

Sheet 1 of 1

Date(s) Drilled	**9/21/2020**	Logged By	**C. Hayden**	Checked By	**M. Seremet**
Drilling Method	**Hand Auger**	Drill Bit Size/Type	**Hand Auger OD: 3 inches**	Total Depth of Borehole	**2.0´ bgs**
Drill Rig Type	**Hand Auger**	Drilling Contractor	**AARCO**	Surface Elevation	
Borehole Backfill	**Material placed back in borehole**	Sampling Method(s)	**Hand Auger**	Hammer Data	**N/A**
Boring Location	**Location Has Not Been Surveyed**	Groundwater Level(s)	**Not Encountered**		

Depth, feet	SAMPLES Type	Number	Sampling Resist. Blows/6" OR CORE% RQD	Recovery, %	PID (ppm)	Graphic Log	MATERIAL DESCRIPTION	Water Level	Sample ID
0							0.0 Brown fine to coarse SAND (SW), little silt, little fine gravel, trace coarse gravel, moist		
		HA-1		100	0.1				
1							1.5 Brown/gray fine to medium Silty SAND (SM), some coarse sand, trace white plastic fragments, moist		AL10(1-2)-1 AL10(1-2)-2 (Duplicate)
		HA-2		100	0				
2							2.0 End of Boring at 2´ bgs		

AECOM

Report: ENVIRO BORING LOG; File C:\USERS\SEREMETM\DESKTOP\MMS SHORTCUTS\GINT\GREENWICH\GHS 2020 BORING LOGS.GPJ; 12/1/2020 10:52:07 AM

Project: Greenwich High School Project Location: Greenwich, Connecticut Project Number: 60432356	Log of Boring AL17 Sheet 1 of 1

Date(s) Drilled	9/21/2020	Logged By	C. Hayden	Checked By	M. Seremet
Drilling Method	Hand Auger	Drill Bit Size/Type	Hand Auger OD: 3 inches	Total Depth of Borehole	2.0´ bgs
Drill Rig Type	Hand Auger	Drilling Contractor	AARCO	Surface Elevation	
Borehole Backfill	Material placed back in borehole	Sampling Method(s)	Hand Auger	Hammer Data	N/A
Boring Location	Location Has Not Been Surveyed	Groundwater Level(s)	Not Encountered		

Depth, feet	SAMPLES Type	Number	Sampling Resist. Blows/6" OR CORE% RQD	Recovery, %	PID (ppm)	Graphic Log	MATERIAL DESCRIPTION	Water Level	Sample ID
0							0.0 Brown fine to coarse SAND (SW), some fine gravel, trace coarse gravel, trace cobble, trace wood, moist		
1		HA-1		100	0.1				AL17(1-2)-1
2							2.0 becomes dark brown fine sand and silt at 2 ft End of Boring at 2´ bgs		

Report: ENVIRO BORING LOG; File C:\USERS\SEREMETM\DESKTOP\MMS SHORTCUTS\GINT\GREENWICH\GHS 2020 BORING LOGS.GPJ; 12/1/2020 10:52:10 AM

Project: Greenwich High School
Project Location: Greenwich, Connecticut
Project Number: 60432356

Log of Boring AL19

Sheet 1 of 1

Date(s) Drilled	9/22/2020	Logged By	C. Hayden	Checked By	M. Seremet
Drilling Method	Hand Auger	Drill Bit Size/Type	Hand Auger OD: 3 inches	Total Depth of Borehole	2.0´ bgs
Drill Rig Type	Hand Auger	Drilling Contractor	AARCO	Surface Elevation	
Borehole Backfill	Material placed back in borehole	Sampling Method(s)	Hand Auger	Hammer Data	N/A
Boring Location	Location Has Not Been Surveyed	Groundwater Level(s)	Not Encountered		

Depth, feet	SAMPLES Type	Number	Sampling Resist. Blows/6" OR CORE% RQD	Recovery, %	PID (ppm)	Graphic Log	MATERIAL DESCRIPTION	Water Level	Sample ID
0							0.0 Brown fine to coarse SAND (SW), some fine gravel, trace fragments of concrete, trace silt, dry		
1		HA-1		100	0.1				
									AL19(1.5-2)-1
2							2.0 End of Boring at 2´ bgs		

AECOM

Report: ENVIRO BORING LOG; File C:\USERS\SEREMETM\DESKTOP\MMS SHORTCUTS\GINT\GREENWICH\GHS 2020 BORING LOGS.GPJ; 12/1/2020 10:52:14 AM

Project: Greenwich High School
Project Location: Greenwich, Connecticut
Project Number: 60432356

Log of Boring AM13

Sheet 1 of 1

Date(s) Drilled	9/18/2020	Logged By	M. Meadows	Checked By	M. Seremet
Drilling Method	Hand Auger/Geoprobe	Drill Bit Size/Type		Total Depth of Borehole	9.0´ bgs
Drill Rig Type	Hand Auger/Geoprobe	Drilling Contractor	AARCO	Surface Elevation	
Borehole Backfill	Material placed back in borehole	Sampling Method(s)	N/A	Hammer Data	N/A
Boring Location	Location Has Not Been Surveyed	Groundwater Level(s)	Not Encountered		

Depth, feet	SAMPLES Type	Number	Sampling Resist. Blows/6" OR CORE% RQD	Recovery, %	PID (ppm)	Graphic Log	MATERIAL DESCRIPTION	Water Level	Sample ID
0							Medium gray/dark brown SAND (SW-SM), with fine to coarse gravel, some silt, trace cobble, moist (0.0–3.0)		
		HA-1		100	0				
1		HA-2		100	0.9				AM13(1-1.5)-1
		HA-3		100	0.5				
2		HA-4		100	0.4				
3							Medium gray/light brown Sandy SILT (ML), trace fine gravel, trace coarse sand, trace wood at 5 ft, moist (3.0–5.0)		AM13(2-4)-1
4		HA-5		100	0.6				AM13(4-5)-1
5							Medium/dark gray CLAY (CL), little silt, trace coarse sand, trace wood, moist (5.0–6.0)		
		HA-6		100	0.7				AM13(5-6)-1
6							Light/medium gray medium SAND (SP), some silt, little coarse sand, moist (6.0–9.0)		
7		GP-1		50					
8									
9							End of Boring at 9´ bgs		

AECOM

Report: ENVIRO BORING LOG; File C:\USERS\SEREMETM\DESKTOP\MMS SHORTCUTS\GINT\GREENWICH\GHS 2020 BORING LOGS.GPJ; 12/1/2020 10:52:18 AM

Project: Greenwich High School
Project Location: Greenwich, Connecticut
Project Number: 60432356

Log of Boring AN11

Sheet 1 of 1

Date(s) Drilled	9/18/2020	Logged By	C. Hayden	Checked By	M. Seremet
Drilling Method	Hand Auger/Geoprobe	Drill Bit Size/Type		Total Depth of Borehole	6.0´ bgs
Drill Rig Type	Hand Auger/Geoprobe	Drilling Contractor	AARCO	Surface Elevation	
Borehole Backfill	Material placed back in borehole	Sampling Method(s)	N/A	Hammer Data	N/A
Boring Location	Location Has Not Been Surveyed	Groundwater Level(s)	Not Encountered		

Depth, feet	SAMPLES Type	Number	Sampling Resist. Blows/6" OR CORE% RQD	Recovery, %	PID (ppm)	Graphic Log	MATERIAL DESCRIPTION	Water Level	Sample ID
0							Black SILT (ML), trace gravel, dry (0.0)		
		HA-1		100	1.2				
1					1.2				AN11(1-1.5)-1
2									
3					1				AN11(2-4)-1
		GP-1		100					
4							Light brown SAND (SP), some gravel, some silt, dry (4.0)		
					0.7				AN11(4-5)-1
5							Gray clayey SILT (ML), moist (5.0)		
					1.6				AN11(5-6)-1
6							End of Boring at 6´ bgs (6.0)		

AECOM

Report: ENVIRO BORING LOG; File C:\USERS\SEREMETM\DESKTOP\MMS SHORTCUTS\GINT\GREENWICH\GHS 2020 BORING LOGS.GPJ; 12/1/2020 10:52:22 AM

Project: Greenwich High School
Project Location: Greenwich, Connecticut
Project Number: 60432356

Log of Boring AN12

Sheet 1 of 1

Date(s) Drilled	9/18/2020	Logged By	C. Hayden	Checked By	M. Seremet
Drilling Method	Hand Auger/Geoprobe	Drill Bit Size/Type		Total Depth of Borehole	6.0´ bgs
Drill Rig Type	Hand Auger/Geoprobe	Drilling Contractor	AARCO	Surface Elevation	
Borehole Backfill	Material placed back in borehole	Sampling Method(s)	N/A	Hammer Data	N/A
Boring Location	Location Has Not Been Surveyed	Groundwater Level(s)	Not Encountered		

Depth, feet	SAMPLES Type	Number	Sampling Resist. Blows/6" OR CORE% RQD	Recovery, %	PID (ppm)	Graphic Log	MATERIAL DESCRIPTION	Water Level	Sample ID
0							Dark brown Silty SAND (SM), trace gravel, dry (0.0–1.0)		
		HA-1		100	1.5				
1							Black SILT (ML), trace fine sand, trace gravel, dry		AN12(1-1.5)-1
2									
3					0.6		Gray clayey SILT (ML), trace wood, dry (3.0–4.0)		AN12(2-4)-1
		GP-1		100					
4							Gray clayey SILT (ML), moist (4.0–6.0)		
					2				AN12(4-5)-1
5									
					1.6				AN12(5-6)-1
6							End of Boring at 6´ bgs		

AECOM

Report: ENVIRO BORING LOG; File C:\USERS\SEREMETM\DESKTOP\MMS SHORTCUTS\GINT\GREENWICH\GHS 2020 BORING LOGS.GPJ; 12/1/2020 10:52:25 AM

Project: Greenwich High School
Project Location: Greenwich, Connecticut
Project Number: 60432356

Log of Boring AN14.5

Sheet 1 of 1

Date(s) Drilled	9/18/2020	Logged By	M. Meadows	Checked By	M. Seremet
Drilling Method	Hand Auger/Geoprobe	Drill Bit Size/Type		Total Depth of Borehole	6.0´ bgs
Drill Rig Type	Hand Auger/Geoprobe	Drilling Contractor	AARCO	Surface Elevation	
Borehole Backfill	Material placed back in borehole	Sampling Method(s)	N/A	Hammer Data	N/A
Boring Location	Location Has Not Been Surveyed	Groundwater Level(s)	Not Encountered		

Depth, feet	SAMPLES Type	Number	Sampling Resist. Blows/6" OR CORE% RQD	Recovery, %	PID (ppm)	Graphic Log	MATERIAL DESCRIPTION	Water Level	Sample ID
0							Medium gray/dark brown, SAND (SP), with fine to coarse gravel, some silt, trace cobble, moist (0.0–1.0)		
		HA-1		100					
1							Medium brown, fine to medium SAND (SP), trace coarse sand, little silt, trace gravel, moist (1.0–1.5)		
					3.1		(1.5–2.0)		AN14.5(1.5-2)-1
2							Dark gray/black, SAND (SW), little fine gravel, trace glass, trace wood, petroleum-like odor, moist (2.0–4.0)		
		GP-1		92					
3					13.2				AN14.5(2-4)-1
4							Medium/dark brown, fine to medium SAND (SP), little silt, trace coarse gravel, trace clay, moist (4.0–5.0)		
					4.5				AN14.5(4-5)-1
5		GP-2		108			Medium/dark gray, Silty CLAY (CL), trace coarse sand, trace gravel, trace wood, moist (5.0–6.0)		
					1				AN14.5(5-6)-1
6							End of Boring at 6´ bgs		

AECOM

Report: ENVIRO BORING LOG; File C:\USERS\SEREMETM\DESKTOP\MMS SHORTCUTS\GINT\GREENWICH\GHS 2020 BORING LOGS.GPJ; 12/1/2020 10:52:29 AM

Project: Greenwich High School
Project Location: Greenwich, Connecticut
Project Number: 60432356

Log of Boring AN16

Sheet 1 of 1

Date(s) Drilled	**9/21/2020**	Logged By	**C. Hayden**	Checked By	**M. Seremet**
Drilling Method	**Hand Auger**	Drill Bit Size/Type	**Hand Auger OD: 3 inches**	Total Depth of Borehole	**2.0´ bgs**
Drill Rig Type	**Hand Auger**	Drilling Contractor	**AARCO**	Surface Elevation	
Borehole Backfill	**Material placed back in borehole**	Sampling Method(s)	**Hand Auger**	Hammer Data	**N/A**
Boring Location	**Location Has Not Been Surveyed**	Groundwater Level(s)	**Not Encountered**		

Depth, feet	SAMPLES Type	Number	Sampling Resist. Blows/6" OR CORE% RQD	Recovery, %	PID (ppm)	Graphic Log	MATERIAL DESCRIPTION	Water Level	Sample ID
0							0.0 Brown fine to coarse SAND (SW), some fine gravel, trace coarse gravel, trace cobble, trace wood, moist		
1		HA-1		100	0.1				
									AN16(1.5-2)-1
2							2.0 End of Boring at 2´ bgs		

AECOM

Report: ENVIRO BORING LOG; File C:\USERS\SEREMETM\DESKTOP\MMS SHORTCUTS\GINT\GREENWICH\GHS 2020 BORING LOGS.GPJ; 12/1/2020 10:52:33 AM

Project: Greenwich High School
Project Location: Greenwich, Connecticut
Project Number: 60432356

Log of Boring AN17

Sheet 1 of 1

Date(s) Drilled	**9/21/2020**	Logged By	**C. Hayden**	Checked By	**M. Seremet**
Drilling Method	**Hand Auger**	Drill Bit Size/Type	**Hand Auger OD: 3 inches**	Total Depth of Borehole	**2.0´ bgs**
Drill Rig Type	**Hand Auger**	Drilling Contractor	**AARCO**	Surface Elevation	
Borehole Backfill	**Material placed back in borehole**	Sampling Method(s)	**Hand Auger**	Hammer Data	**N/A**
Boring Location	**Location Has Not Been Surveyed**	Groundwater Level(s)	**Not Encountered**		

Depth, feet	SAMPLES Type	Number	Sampling Resist. Blows/6" OR CORE% RQD	Recovery, %	PID (ppm)	Graphic Log	MATERIAL DESCRIPTION	Water Level	Sample ID
0							0.0 Brown fine to coarse SAND (SW), some fine gravel, trace coarse gravel, trace cobble, trace wood, moist		
1		HA-1		100	0.1				
									AN17(1.5-2)-1
2							2.0 End of Boring at 2´ bgs		

AECOM

Report: ENVIRO BORING LOG; File C:\USERS\SEREMETM\DESKTOP\MMS SHORTCUTS\GINT\GREENWICH\GHS 2020 BORING LOGS.GPJ; 12/1/2020 10:52:36 AM

Project: Greenwich High School
Project Location: Greenwich, Connecticut
Project Number: 60432356

Log of Boring AO13

Sheet 1 of 1

Date(s) Drilled	9/18/2020	Logged By	M. Meadows	Checked By	M. Seremet
Drilling Method	Geoprobe	Drill Bit Size/Type		Total Depth of Borehole	8.0´ bgs
Drill Rig Type	Geoprobe	Drilling Contractor	AARCO	Surface Elevation	
Borehole Backfill	Material placed back in borehole	Sampling Method(s)	N/A	Hammer Data	N/A
Boring Location	Location Has Not Been Surveyed	Groundwater Level(s)	Not Encountered		

Depth, feet	SAMPLES Type	Number	Sampling Resist. Blows/6" OR CORE% RQD	Recovery, %	PID (ppm)	Graphic Log	MATERIAL DESCRIPTION	Water Level	Sample ID
0							Medium gray-dark brown SAND (SP), with fine to coarse gravel, some silt, trace cobble, moist (0.0–1.0)		
1					4.5		Dark brown fine to medium SAND (SP), trace coarse sand, trace silt, moist (1.0–2.0)		AO13 (1-1.5)-1
2		GP-1		92			Medium gray/black Silty SAND (SM), some glass, little fine gravel, moist (2.0–3.5)		
3					1.1				AO13 (2-4)-1
							Light gray/brown Silty SAND (SM), little fine gravel, moist (3.5–5.0)		
4					2.6				AO13 (4-5)-1
5					3.3		Dark gray Silty CLAY (CL), little medium sand, trace fine gravel, moist (5.0–6.0)		AO13 (5-6)-1
6		GP-2		100			Light/medium gray medium SAND (SP), some silt, little coarse sand, moist (6.0–8.0)		
7									
8							End of Boring at 8´ bgs		

AECOM

Report: ENVIRO BORING LOG; File C:\USERS\SEREMETM\DESKTOP\MMS SHORTCUTS\GINT\GREENWICH\GHS 2020 BORING LOGS.GPJ; 12/1/2020 10:52:41 AM

Project: Greenwich High School
Project Location: Greenwich, Connecticut
Project Number: 60432356

Log of Boring AO21

Sheet 1 of 1

Date(s) Drilled	**9/21/2020**	Logged By	**C. Hayden**	Checked By	**M. Seremet**
Drilling Method	**Hand Auger**	Drill Bit Size/Type	**Hand Auger OD: 3 inches**	Total Depth of Borehole	**2.0´ bgs**
Drill Rig Type	**Hand Auger**	Drilling Contractor	**AARCO**	Surface Elevation	
Borehole Backfill	**Material placed back in borehole**	Sampling Method(s)	**Hand Auger**	Hammer Data	**N/A**
Boring Location	**Location Has Not Been Surveyed**	Groundwater Level(s)	**Not Encountered**		

Depth, feet	SAMPLES Type	Number	Sampling Resist. Blows/6" OR CORE% RQD	Recovery, %	PID (ppm)	Graphic Log	MATERIAL DESCRIPTION	Water Level	Sample ID
0							0.0 Brown fine to coarse SAND (SW), some fine gravel, trace coarse gravel, trace cobble, trace wood, moist		
1		HA-1		100	0.1				
							← becomes tan/light brown at 1.9 ft		AO21(1.5-2)-1
2							2.0 End of Boring at 2´ bgs		

AECOM

Report: ENVIRO BORING LOG; File C:\USERS\SEREMETM\DESKTOP\MMS SHORTCUTS\GINT\GREENWICH\GHS 2020 BORING LOGS.GPJ; 12/1/2020 10:52:45 AM

Project: Greenwich High School
Project Location: Greenwich, Connecticut
Project Number: 60432356

Log of Boring AP13

Sheet 1 of 1

Date(s) Drilled	9/18/2020	Logged By	C. Hayden	Checked By	M. Seremet
Drilling Method	Geoprobe	Drill Bit Size/Type		Total Depth of Borehole	6.0´ bgs
Drill Rig Type	Geoprobe	Drilling Contractor	AARCO	Surface Elevation	
Borehole Backfill	Material placed back in borehole	Sampling Method(s)	N/A	Hammer Data	N/A
Boring Location	Location Has Not Been Surveyed	Groundwater Level(s)	Not Encountered		

Depth, feet	SAMPLES Type	Number	Sampling Resist. Blows/6" OR CORE% RQD	Recovery, %	PID (ppm)	Graphic Log	MATERIAL DESCRIPTION	Water Level	Sample ID
0							Dark brown Silty SAND (SM), trace gravel, dry (0.0)		
1					1.6				AP13(1-1.5)-1
2							Gray SILT (ML), some fine to medium sand, dry (2.0)		
		GP-1		100	0.6				AP13(2-4)-1 AP13(2-4)-2
4					0.5		Light brown Silty fine to medium SAND (SM), some pulverized rock, dry (4.0)		AP13(4-5)-1
5		GP-2		100	0.4		Gray Silty CLAY (CL), moist (5.0)		AP13(5-6)-1
6							End of Boring at 6´ bgs (6.0)		

AECOM

Report: ENVIRO BORING LOG; File C:\USERS\SEREMETM\DESKTOP\MMS SHORTCUTS\GINT\GREENWICH\GHS 2020 BORING LOGS.GPJ; 12/1/2020 10:52:49 AM

Project: Greenwich High School
Project Location: Greenwich, Connecticut
Project Number: 60432356

Log of Boring AP16

Sheet 1 of 1

Date(s) Drilled	9/21/2020	Logged By	C. Hayden	Checked By	M. Seremet
Drilling Method	Hand Auger	Drill Bit Size/Type	Hand Auger OD: 3 inches	Total Depth of Borehole	2.0´ bgs
Drill Rig Type	Hand Auger	Drilling Contractor	AARCO	Surface Elevation	
Borehole Backfill	Material placed back in borehole	Sampling Method(s)	Hand Auger	Hammer Data	N/A
Boring Location	Location Has Not Been Surveyed	Groundwater Level(s)	Not Encountered		

Depth, feet	SAMPLES Type	Number	Sampling Resist. Blows/6" OR CORE% RQD	Recovery, %	PID (ppm)	Graphic Log	MATERIAL DESCRIPTION	Water Level	Sample ID
0							0.0 Brown fine to coarse SAND (SW), some fine gravel, trace coarse gravel, trace cobble, trace wood, moist		
1		HA-1		100	0.1				
					0.1		2.0		AP16(1.5-2)-1
2							End of Boring at 2´ bgs		

AECOM

Report: ENVIRO BORING LOG; File C:\USERS\SEREMETM\DESKTOP\MMS SHORTCUTS\GINT\GREENWICH\GHS 2020 BORING LOGS.GPJ; 12/1/2020 10:52:52 AM

Project: Greenwich High School
Project Location: Greenwich, Connecticut
Project Number: 60432356

Log of Boring AQ12

Sheet 1 of 1

Date(s) Drilled	9/18/2020	Logged By	M. Meadows	Checked By	M. Seremet
Drilling Method	Geoprobe	Drill Bit Size/Type		Total Depth of Borehole	8.5´ bgs
Drill Rig Type	Geoprobe	Drilling Contractor	AARCO	Surface Elevation	
Borehole Backfill	Material placed back in borehole	Sampling Method(s)	N/A	Hammer Data	N/A
Boring Location	Location Has Not Been Surveyed	Groundwater Level(s)	Not Encountered		

Depth, feet	SAMPLES Type	Number	Sampling Resist. Blows/6" OR CORE% RQD	Recovery, %	PID (ppm)	Graphic Log	MATERIAL DESCRIPTION	Water Level	Sample ID
0							Medium gray-dark brown SAND (SP), with fine to coarse gravel, some silt, trace cobble, moist (0.0–1.0)		
1					1		Dark brown fine to medium SAND (SP), trace coarse sand, trace silt, moist (1.0–2.0)		AQ12(1-1.5)-1
2		GP-1		94			Medium gray Silty fine SAND (SM), trace fine gravel, trace clay, moist (2.0–4.0)		
3					0.7				AQ12(2-4)-1
4					0.8		Medium gray Silty fine SAND (SM), little medium sand, trace fine gravel, trace clay, moist (4.0–5.0)		AQ12(4-5)-1
5					0.6		Medium gray medium to coarse SAND (SP), little clay, moist (5.0–8.0)		AQ12(5-6)-1
6		GP-2							
7									
8							Dark brown Silty fine SAND (SM), trace clay, moist (8.0–8.5)		
							End of Boring at 8.5´ bgs		

AECOM

Report: ENVIRO BORING LOG; File C:\USERS\SEREMETM\DESKTOP\MMS SHORTCUTS\GINT\GREENWICH\GHS 2020 BORING LOGS.GPJ; 12/1/2020 10:52:56 AM

Project: Greenwich High School
Project Location: Greenwich, Connecticut
Project Number: 60432356

Log of Boring AQ14

Sheet 1 of 1

Date(s) Drilled	9/18/2020	Logged By	C. Hayden	Checked By	M. Seremet
Drilling Method	Geoprobe	Drill Bit Size/Type		Total Depth of Borehole	6.0´ bgs
Drill Rig Type	Geoprobe	Drilling Contractor	AARCO	Surface Elevation	
Borehole Backfill	Material placed back in borehole	Sampling Method(s)	N/A	Hammer Data	N/A
Boring Location	Location Has Not Been Surveyed	Groundwater Level(s)	Not Encountered		

Depth, feet	SAMPLES Type	Number	Sampling Resist. Blows/6" OR CORE% RQD	Recovery, %	PID (ppm)	Graphic Log	MATERIAL DESCRIPTION	Water Level	Sample ID
0							Dark brown Silty SAND (SM), trace silt, dry (0.0–2.0)		
1					1				AQ14(1-1.5)-1
2		GP-1		100	1.9		Gray CLAY (CL), some silt, some sand, dry (2.0–4.0)		AQ14(2-4)-1
4					0.7		Gray CLAY (CL), dry (4.0–5.0)		AQ14(4-5)-1
5		GP-2		100	0.6		Dark brown Silty CLAY (CL), slightly plastic and cohesive, moist (5.0–6.0)		AQ14(5-6)-1
6							End of Boring at 6´ bgs		

AECOM

Report: ENVIRO BORING LOG; File C:\USERS\SEREMETM\DESKTOP\MMS SHORTCUTS\GINT\GREENWICH\GHS 2020 BORING LOGS.GPJ; 12/1/2020 10:53:00 AM

Project: Greenwich High School
Project Location: Greenwich, Connecticut
Project Number: 60432356

Log of Boring AQ15

Sheet 1 of 1

Date(s) Drilled	9/18/2020	Logged By	C. Hayden	Checked By	M. Seremet
Drilling Method	Geoprobe	Drill Bit Size/Type		Total Depth of Borehole	6.0´ bgs
Drill Rig Type	Geoprobe	Drilling Contractor	AARCO	Surface Elevation	
Borehole Backfill	Material placed back in borehole	Sampling Method(s)	N/A	Hammer Data	N/A
Boring Location	Location Has Not Been Surveyed	Groundwater Level(s)	Not Encountered		

Depth, feet	SAMPLES Type	Number	Sampling Resist. Blows/6" OR CORE% RQD	Recovery, %	PID (ppm)	Graphic Log	MATERIAL DESCRIPTION	Water Level	Sample ID
0							Dark brown Silty SAND (SM), trace gravel, dry (0.0)		
1					1.5				AQ15(1-1.5)-1
2		GP-1		100					
3					0.5				AQ15(2-4)-1
4					0.4				AQ15(4-5)-1
5		GP-2		100	1.1		(5.0) Gray SILT (ML), some clay, trace wood fragments, dry		AQ15(5-6)-1
6							(6.0) End of Boring at 6´ bgs		

AECOM

Report: ENVIRO BORING LOG; File C:\USERS\SEREMETM\DESKTOP\MMS SHORTCUTS\GINT\GREENWICH\GHS 2020 BORING LOGS.GPJ; 12/1/2020 10:53:04 AM

Project: Greenwich High School
Project Location: Greenwich, Connecticut
Project Number: 60432356

Log of Boring Central-B3

Sheet 1 of 1

Date(s) Drilled	9/22/2020	Logged By	C. Hayden	Checked By	M. Seremet
Drilling Method	Hand Auger	Drill Bit Size/Type	Hand Auger OD: 3 inches	Total Depth of Borehole	1.5´ bgs
Drill Rig Type	Hand Auger	Drilling Contractor	AARCO	Surface Elevation	
Borehole Backfill	Material placed back in borehole	Sampling Method(s)	Hand Auger	Hammer Data	N/A
Boring Location	Location Has Not Been Surveyed	Groundwater Level(s)	Not Encountered		

Depth, feet	SAMPLES Type	Number	Sampling Resist. Blows/6" OR CORE% RQD	Recovery, %	PID (ppm)	Graphic Log	MATERIAL DESCRIPTION	Water Level	Sample ID
0							0.0		
		HA-1		100	0.1		Dark brown medium to coarse SAND (SW) with fine gravel, little fine sand, trace coarse gravel, moist		
1							1.5		Central-B3(1-1.5)-1
							End of Boring at 1.5´ bgs		

AECOM

Report: ENVIRO BORING LOG; File C:\USERS\SEREMETM\DESKTOP\MMS SHORTCUTS\GINT\GREENWICH\GHS 2020 BORING LOGS.GPJ; 12/1/2020 10:53:07 AM

Project: Greenwich High School
Project Location: Greenwich, Connecticut
Project Number: 60432356

Log of Boring North-B1

Sheet 1 of 1

Date(s) Drilled	9/22/2020	Logged By	C. Hayden	Checked By	M. Seremet
Drilling Method	Hand Auger/Geoprobe	Drill Bit Size/Type		Total Depth of Borehole	7.0´ bgs
Drill Rig Type	Hand Auger/Geoprobe	Drilling Contractor	AARCO	Surface Elevation	
Borehole Backfill	Material placed back in borehole	Sampling Method(s)	N/A	Hammer Data	N/A
Boring Location	Location Has Not Been Surveyed	Groundwater Level(s)	Not Encountered		

Depth, feet	SAMPLES Type	Number	Sampling Resist. Blows/6" OR CORE% RQD	Recovery, %	PID (ppm)	Graphic Log	MATERIAL DESCRIPTION	Water Level	Sample ID
0							0.0 Brown fine to coarse SAND (SW), some fine gravel, trace coarse gravel, layer of broken asphalt at 1 ft bgs, dry		North-B1(0-0.25)-1
									North-B1(0.5-1)-1
1		HA-1		100	0.9				
2							2.5 Gray/brown medium to coarse SAND (SW), some fine gravel, little coarse gravel, little cobble, boulder at 3 ft to 4 ft bgs, dry		North-B1(2-3)-1
3									
4		HA-2		100	2.6				
5							5.0 Medium-dark brown fine to coarse SAND (SP), some fine gravel, some silt, little coarse gravel, cobble at 6.6 ft to 7 ft bgs, moist		
6		GP-1		113	0				North-B1(5-7)-1 (MS/MSD)
7							7.5 End of Boring at 7´ bgs		

AECOM

Report: ENVIRO BORING LOG; File C:\USERS\SEREMETM\DESKTOP\MMS SHORTCUTS\GINT\GREENWICH\GHS 2020 BORING LOGS.GPJ; 12/1/2020 10:53:14 AM

Project: Greenwich High School
Project Location: Greenwich, Connecticut
Project Number: 60432356

Log of Boring North-B2

Sheet 1 of 1

Date(s) Drilled	**9/22/2020**	Logged By	**C. Hayden**	Checked By	**M. Seremet**
Drilling Method	**Hand Auger**	Drill Bit Size/Type	**Hand Auger OD: 3 inches**	Total Depth of Borehole	**3.0´ bgs**
Drill Rig Type	**Hand Auger**	Drilling Contractor	**AARCO**	Surface Elevation	
Borehole Backfill	**Material placed back in borehole**	Sampling Method(s)	**Hand Auger**	Hammer Data	**N/A**
Boring Location	**Location Has Not Been Surveyed**	Groundwater Level(s)	**Not Encountered**		

Depth, feet	SAMPLES Type	Number	Sampling Resist. Blows/6" OR CORE% RQD	Recovery, %	PID (ppm)	Graphic Log	MATERIAL DESCRIPTION	Water Level	Sample ID
0							0.0 Brown fine to coarse SAND (SW), little fine gravel, little silt, dry		North-B2(0-0.25)-1
		HA-1		100	0.2				North-B2(0.5-1)-1
1							1.0 Brown fine to coarse SAND (SW), some fine gravel, trace silt, trace coarse gravel, dry		
		HA-2		100	0.1				
2							2.5 Brown/Gray medium to coarse SAND (SP) with fine gravel, some fine sand, little silt, trace coarse gravel, dry		North-B2(2-3)-1
		HA-3		100	0.1				
3							3.0 End of Boring at 3´ bgs		

AECOM

Report: ENVIRO BORING LOG; File C:\USERS\SEREMETM\DESKTOP\MMS SHORTCUTS\GINT\GREENWICH\GHS 2020 BORING LOGS.GPJ; 12/1/2020 10:53:19 AM

Project: Greenwich High School
Project Location: Greenwich, Connecticut
Project Number: 60432356

Log of Boring North-B3

Sheet 1 of 1

Date(s) Drilled	**9/22/2020**	Logged By	**C. Hayden**	Checked By	**M. Seremet**
Drilling Method	**Hand Auger**	Drill Bit Size/Type	**Hand Auger OD: 3 inches**	Total Depth of Borehole	**3.0´ bgs**
Drill Rig Type	**Hand Auger**	Drilling Contractor	**AARCO**	Surface Elevation	
Borehole Backfill	**Material placed back in borehole**	Sampling Method(s)	**Hand Auger**	Hammer Data	**N/A**
Boring Location	**Location Has Not Been Surveyed**	Groundwater Level(s)	**Not Encountered**		

Depth, feet	SAMPLES Type	Number	Sampling Resist. Blows/6" OR CORE% RQD	Recovery, %	PID (ppm)	Graphic Log	MATERIAL DESCRIPTION	Water Level	Sample ID
0							0.0 Brown fine to coarse SAND (SW), little fine gravel, little silt, dry		North-B3(0-0.25)-1
		HA-1		100	0.2				North-B3(0.5-1)-1
1							1.0 Brown fine to coarse SAND (SW), some fine gravel, trace silt, trace coarse gravel, dry		
		HA-2		100	0.1				
2							2.5 Brown/Gray medium to coarse SAND (SP) with fine gravel, some fine sand, little silt, trace coarse gravel, dry		North-B3(2-3)-1
		HA-3		100	0.1				
3							3.0 End of Boring at 3´ bgs		

AECOM

Report: ENVIRO BORING LOG; File C:\USERS\SEREMETM\DESKTOP\MMS SHORTCUTS\GINT\GREENWICH\GHS 2020 BORING LOGS.GPJ; 12/1/2020 10:53:23 AM

Project: Greenwich High School
Project Location: Greenwich, Connecticut
Project Number: 60432356

Log of Boring Q10-SB411

Sheet 1 of 1

Date(s) Drilled	**9/16/2020**	Logged By	**C. Hayden**	Checked By	**M. Seremet**
Drilling Method	**Hand Auger**	Drill Bit Size/Type	**Hand Auger OD: 3 inches**	Total Depth of Borehole	**2.0´ bgs**
Drill Rig Type	**Hand Auger**	Drilling Contractor	**AARCO**	Surface Elevation	
Borehole Backfill	**Material placed back in borehole**	Sampling Method(s)	**Hand Auger**	Hammer Data	**N/A**
Boring Location	**Location Has Not Been Surveyed**	Groundwater Level(s)	**Not Encountered**		

Depth, feet	SAMPLES Type	Number	Sampling Resist. Blows/6" OR CORE% RQD	Recovery, %	PID (ppm)	Graphic Log	MATERIAL DESCRIPTION	Water Level	Sample ID
0							0.0 Brown fine to coarse Silty SAND (SM), little fine gravel, trace cobble, trace roots, moist		
1		HA-1		100	0				
									Q10-SB411(1.5-2)-1
2							2.0 End of Boring at 2´ bgs		

AECOM

Report: ENVIRO BORING LOG; File C:\USERS\SEREMETM\DESKTOP\MMS SHORTCUTS\GINT\GREENWICH\GHS 2020 BORING LOGS.GPJ; 12/1/2020 10:53:27 AM

Project: Greenwich High School
Project Location: Greenwich, Connecticut
Project Number: 60432356

Log of Boring S13

Sheet 1 of 1

Date(s) Drilled	**9/16/2020**	Logged By	**C. Hayden**	Checked By	**M. Seremet**
Drilling Method	**Hand Auger**	Drill Bit Size/Type	**Hand Auger OD: 3 inches**	Total Depth of Borehole	**2.0´ bgs**
Drill Rig Type	**Hand Auger**	Drilling Contractor	**AARCO**	Surface Elevation	
Borehole Backfill	**Material placed back in borehole**	Sampling Method(s)	**Hand Auger**	Hammer Data	**N/A**
Boring Location	**Location Has Not Been Surveyed**	Groundwater Level(s)	**Not Encountered**		

Depth, feet	SAMPLES Type	Number	Sampling Resist. Blows/6" OR CORE% RQD	Recovery, %	PID (ppm)	Graphic Log	MATERIAL DESCRIPTION	Water Level	Sample ID
0							0.0		
		HA-1		100	0		Red-brown medium SAND (SP), some coarse sand, trace fine gravel (ballfield infield fill), dry		
							0.5		
1		HA-2		100	0.1		Brown fine to coarse Silty SAND (SM), little fine gravel, trace cobble, trace roots, dry		S13(1.5-2)-1
2							2.0		
							End of Boring at 2´ bgs		

Report: ENVIRO BORING LOG; File C:\USERS\SEREMETM\DESKTOP\MMS SHORTCUTS\GINT\GREENWICH\GHS 2020 BORING LOGS.GPJ; 12/1/2020 10:53:31 AM

AECOM

Project: Greenwich High School
Project Location: Greenwich, Connecticut
Project Number: 60432356

Log of Boring S14-SB331

Sheet 1 of 1

Date(s) Drilled	9/16/2020	Logged By	C. Hayden	Checked By	M. Seremet
Drilling Method	Hand Auger	Drill Bit Size/Type	Hand Auger OD: 3 inches	Total Depth of Borehole	2.0´ bgs
Drill Rig Type	Hand Auger	Drilling Contractor	AARCO	Surface Elevation	
Borehole Backfill	Material placed back in borehole	Sampling Method(s)	Hand Auger	Hammer Data	N/A
Boring Location	Location Has Not Been Surveyed	Groundwater Level(s)	Not Encountered		

Depth, feet	SAMPLES Type	Number	Sampling Resist. Blows/6" OR CORE% RQD	Recovery, %	PID (ppm)	Graphic Log	MATERIAL DESCRIPTION	Water Level	Sample ID
0							0.0 Brown fine to coarse silty SAND (SM), little fine gravel, trace cobble, trace roots, moist		
							← Orange Construction Fence at 0.5 ft bgs		
							becomes with little gravel, trace brick, coal, glass, and ceramics below 0.5 ft bgs		
1		HA-1		100	0.4				
									S14-SB331(1.5-2)-1
2							2.0 End of Boring at 2´ bgs		

AECOM

Report: ENVIRO BORING LOG; File C:\USERS\SEREMETM\DESKTOP\MMS SHORTCUTS\GINT\GREENWICH\GHS 2020 BORING LOGS.GPJ; 12/1/2020 10:53:34 AM

Project: Greenwich High School
Project Location: Greenwich, Connecticut
Project Number: 60432356

Log of Boring S9-SB236

Sheet 1 of 1

Date(s) Drilled	**9/16/2020**	Logged By	**C. Hayden**	Checked By	**M. Seremet**
Drilling Method	**Hand Auger**	Drill Bit Size/Type	**Hand Auger OD: 3 inches**	Total Depth of Borehole	**2.0´ bgs**
Drill Rig Type	**Hand Auger**	Drilling Contractor	**AARCO**	Surface Elevation	
Borehole Backfill	**Material placed back in borehole**	Sampling Method(s)	**Hand Auger**	Hammer Data	**N/A**
Boring Location	**Location Has Not Been Surveyed**	Groundwater Level(s)	**Not Encountered**		

Depth, feet	SAMPLES Type	Number	Sampling Resist. Blows/6" OR CORE% RQD	Recovery, %	PID (ppm)	Graphic Log	MATERIAL DESCRIPTION	Water Level	Sample ID
0							0.0 Brown fine to coarse Silty SAND (SM), little fine gravel, trace cobble, trace roots, moist		
1		HA-1		100	0.2				
									S9-SB236(1.5-2)-1
2							2.0 Becomes dark gray, trace wood, trace ash and coal at 2 ft bgs End of Boring at 2´ bgs		

Report: ENVIRO BORING LOG; File C:\USERS\SEREMETM\DESKTOP\MMS SHORTCUTS\GINT\GREENWICH\GHS 2020 BORING LOGS.GPJ; 12/1/2020 10:53:38 AM

Project: Greenwich High School
Project Location: Greenwich, Connecticut
Project Number: 60432356

Log of Boring South-B4

Sheet 1 of 1

Date(s) Drilled	**9/17/2020**	Logged By	**C. Hayden**	Checked By	**M. Seremet**
Drilling Method	**Hand Auger**	Drill Bit Size/Type	**Hand Auger OD: 3 inches**	Total Depth of Borehole	**3.0´ bgs**
Drill Rig Type	**Hand Auger**	Drilling Contractor	**AARCO**	Surface Elevation	
Borehole Backfill	**Material placed back in borehole**	Sampling Method(s)	**Hand Auger**	Hammer Data	**N/A**
Boring Location	**Location Has Not Been Surveyed**	Groundwater Level(s)	**Not Encountered**		

Depth, feet	SAMPLES Type	Number	Sampling Resist. Blows/6" OR CORE% RQD	Recovery, %	PID (ppm)	Graphic Log	MATERIAL DESCRIPTION	Water Level	Sample ID
0							Brown fine to coarse SAND (SW), some fine gravel, trace coarse gravel, trace cobble, trace silt, trace fragments of concrete, brick, and copper pipe, dry (0.0 – 2.0)		South-B4(0-0.25)-1
									South-B4(0.5-1)-1
1		HA-1		100	0				
2							Tan fine to medium SAND (SP), little coarse sand, little fine gravel, fragments of blue foam, dry (2.0 – 3.0)		
		HA-2		100	0				South-B4(2-3)-1
3							End of Boring at 3´ bgs		

AECOM

Report: ENVIRO BORING LOG; File C:\USERS\SEREMETM\DESKTOP\MMS SHORTCUTS\GINT\GREENWICH\GHS 2020 BORING LOGS.GPJ; 12/1/2020 10:53:42 AM

Project: Greenwich High School
Project Location: Greenwich, Connecticut
Project Number: 60432356

Log of Boring South-B5

Sheet 1 of 1

Date(s) Drilled	**9/17/2020**	Logged By	**C. Hayden**	Checked By	**M. Seremet**
Drilling Method	**Hand Auger**	Drill Bit Size/Type	**Hand Auger OD: 3 inches**	Total Depth of Borehole	**3.0´ bgs**
Drill Rig Type	**Hand Auger**	Drilling Contractor	**AARCO**	Surface Elevation	
Borehole Backfill	**Material placed back in borehole**	Sampling Method(s)	**Hand Auger**	Hammer Data	**N/A**
Boring Location	**Location Has Not Been Surveyed**	Groundwater Level(s)	**Not Encountered**		

Depth, feet	SAMPLES Type	Number	Sampling Resist. Blows/6" OR CORE% RQD	Recovery, %	PID (ppm)	Graphic Log	MATERIAL DESCRIPTION	Water Level	Sample ID
0							0.0 Brown fine to coarse SAND (SW), some fine gravel, trace coarse gravel, trace cobble, trace silt, fragments of concrete and brick, trace copper pipe, dry		South-B5(0-0.25)-1
		HA-1		100	0				South-B5(0.5-1)-1
1							1.5		
		HA-2		100	0		Tan fine to medium SAND (SP), little coarse sand and fine gravel, fragments of blue foam, dry		
2							2.0 Brown fine to coarse SAND (SW) and fine gravel, little coarse gravel, little fragments of manufactured materials (concrete, brick, ceramic, styrofoam), dry		
		HA-3		100	0				South-B5(2-3)-1
3							3.0 End of Boring at 3´ bgs		

AECOM

Report: ENVIRO BORING LOG; File C:\USERS\SEREMETM\DESKTOP\MMS SHORTCUTS\GINT\GREENWICH\GHS 2020 BORING LOGS.GPJ; 12/1/2020 10:53:46 AM

Project: Greenwich High School
Project Location: Greenwich, Connecticut
Project Number: 60432356

Log of Boring T14-SB330

Sheet 1 of 1

Date(s) Drilled	**9/16/2020**	Logged By	**C. Hayden**	Checked By	**M. Seremet**
Drilling Method	**Hand Auger**	Drill Bit Size/Type	**Hand Auger OD: 3 inches**	Total Depth of Borehole	**2.0´ bgs**
Drill Rig Type	**Hand Auger**	Drilling Contractor	**AARCO**	Surface Elevation	
Borehole Backfill	**Material placed back in borehole**	Sampling Method(s)	**Hand Auger**	Hammer Data	**N/A**
Boring Location	**Location Has Not Been Surveyed**	Groundwater Level(s)	**Not Encountered**		

Depth, feet	SAMPLES Type	Number	Sampling Resist. Blows/6" OR CORE% RQD	Recovery, %	PID (ppm)	Graphic Log	MATERIAL DESCRIPTION	Water Level	Sample ID
0							0.0 Brown fine to coarse Silty SAND (SM), little fine gravel, trace cobble, trace roots, moist		
1		HA-1		100	0.3		← Orange Construction Fence at 0.75 ft bgs 1.5		
		HA-2		100	0.3		Dark gray, fine to coarse Silty SAND (SM), some fine gravel, trace glass, trace coal, dry 2.0		T14-SB330(1.5-2)-1
2							End of Boring at 2´ bgs		

AECOM

Report: ENVIRO BORING LOG; File C:\USERS\SEREMETM\DESKTOP\MMS SHORTCUTS\GINT\GREENWICH\GHS 2020 BORING LOGS.GPJ; 12/1/2020 10:53:50 AM

Project: Greenwich High School
Project Location: Greenwich, Connecticut
Project Number: 60432356

Log of Boring T15-SB365

Sheet 1 of 1

Date(s) Drilled	**9/16/2020**	Logged By	**C. Hayden**	Checked By	**M. Seremet**
Drilling Method	**Hand Auger**	Drill Bit Size/Type	**Hand Auger OD: 3 inches**	Total Depth of Borehole	**2.0´ bgs**
Drill Rig Type	**Hand Auger**	Drilling Contractor	**AARCO**	Surface Elevation	
Borehole Backfill	**Material placed back in borehole**	Sampling Method(s)	**Hand Auger**	Hammer Data	**N/A**
Boring Location	**Location Has Not Been Surveyed**	Groundwater Level(s)	**Not Encountered**		

Depth, feet	SAMPLES Type	Number	Sampling Resist. Blows/6" OR CORE% RQD	Recovery, %	PID (ppm)	Graphic Log	MATERIAL DESCRIPTION	Water Level	Sample ID
0							0.0 Road-grade gravel pack (GP), moist 0.3		
		HA-1		100	0		Brown fine to medium Silty SAND (SM), some coarse sand, little fine gravel, trace coarse gravel, trace fragments of glass and brick, moist 1.5		
1		HA-2		100	0		Brown fine to coarse SAND (SP), little fine gravel, trace silt, trace coarse gravel, moist 2.0		T15-SB365(1.5-2)-1
2							End of Boring at 2´ bgs		

AECOM

Report: ENVIRO BORING LOG; File C:\USERS\SEREMETM\DESKTOP\MMS SHORTCUTS\GINT\GREENWICH\GHS 2020 BORING LOGS.GPJ; 12/1/2020 10:53:53 AM

Project: Greenwich High School
Project Location: Greenwich, Connecticut
Project Number: 60432356

Log of Boring U11-SB421

Sheet 1 of 1

Date(s) Drilled	9/16/2020	Logged By	C. Hayden	Checked By	M. Seremet
Drilling Method	Hand Auger	Drill Bit Size/Type	Hand Auger OD: 3 inches	Total Depth of Borehole	2.0´ bgs
Drill Rig Type	Hand Auger	Drilling Contractor	AARCO	Surface Elevation	
Borehole Backfill	Material placed back in borehole	Sampling Method(s)	Hand Auger	Hammer Data	N/A
Boring Location	Location Has Not Been Surveyed	Groundwater Level(s)	Not Encountered		

Depth, feet	SAMPLES Type	Number	Sampling Resist. Blows/6" OR CORE% RQD	Recovery, %	PID (ppm)	Graphic Log	MATERIAL DESCRIPTION	Water Level	Sample ID
0							0.0 Brown fine to medium Silty SAND (SM), some coarse sand, little fine gravel, trace coarse gravel, trace fragments of glass and brick, moist		
1		HA-1		100	0.2				U11-SB421(1.5-2)-1
2							2.0 Dark gray sand with fragments of manufactured materials (wire-reinforced glass, ceramics, clay pipe) at 2 ft bgs End of Boring at 2´ bgs		

Report: ENVIRO BORING LOG; File C:\USERS\SEREMETM\DESKTOP\MMS SHORTCUTS\GINT\GREENWICH\GHS 2020 BORING LOGS.GPJ; 12/1/2020 10:53:57 AM

Project: Greenwich High School
Project Location: Greenwich, Connecticut
Project Number: 60432356

Log of Boring U14-SB329

Sheet 1 of 1

Date(s) Drilled	**9/16/2020**	Logged By	**C. Hayden**	Checked By	**M. Seremet**
Drilling Method	**Hand Auger**	Drill Bit Size/Type	**Hand Auger OD: 3 inches**	Total Depth of Borehole	**2.0´ bgs**
Drill Rig Type	**Hand Auger**	Drilling Contractor	**AARCO**	Surface Elevation	
Borehole Backfill	**Material placed back in borehole**	Sampling Method(s)	**Hand Auger**	Hammer Data	**N/A**
Boring Location	**Location Has Not Been Surveyed**	Groundwater Level(s)	**Not Encountered**		

Depth, feet	SAMPLES Type	Number	Sampling Resist. Blows/6" OR CORE% RQD	Recovery, %	PID (ppm)	Graphic Log	MATERIAL DESCRIPTION	Water Level	Sample ID
0							0.0 Brown fine to medium Silty SAND (SM), some coarse sand, little fine gravel, trace coarse gravel, trace fragments of glass and brick, trace greenish weathered cobble, dry		
1		HA-1		100	0.2		1.5		
		HA-2		100	0.2		Gray/brown fine to coarse SAND (SP), little fine gravel, trace fragments of manufactured materials (brick, glass, coal), dry 2.0		U14-SB329(1.5-2)-1
2							End of Boring at 2´ bgs		

AECOM

Report: ENVIRO BORING LOG; File C:\USERS\SEREMETM\DESKTOP\MMS SHORTCUTS\GINT\GREENWICH\GHS 2020 BORING LOGS.GPJ; 12/1/2020 10:54:00 AM

Project: Greenwich High School
Project Location: Greenwich, Connecticut
Project Number: 60432356

Log of Boring U16-SB368

Sheet 1 of 1

Date(s) Drilled	9/16/2020	Logged By	C. Hayden	Checked By	M. Seremet
Drilling Method	Hand Auger	Drill Bit Size/Type		Total Depth of Borehole	2.0´ bgs
Drill Rig Type	Hand Auger	Drilling Contractor	AARCO	Surface Elevation	
Borehole Backfill	Material placed back in borehole	Sampling Method(s)	N/A	Hammer Data	N/A
Boring Location	Location Has Not Been Surveyed	Groundwater Level(s)	Not Encountered		

Depth, feet	SAMPLES Type	Number	Sampling Resist. Blows/6" OR CORE% RQD	Recovery, %	PID (ppm)	Graphic Log	MATERIAL DESCRIPTION	Water Level	Sample ID
0							0.0 Brown fine to coarse SAND (SW) and fine Gravel, little coarse gravel, trace cobbles, moist		
1		HA-1		100	0				
		HA-2		100	0		1.8		U16-SB368(1.5-2)-1
2							Gray/brown fine to coarse SAND (SW) and fine Gravel, trace coarse gravel, moist 2.0		
							End of Boring at 2´ bgs		

AECOM

Report: ENVIRO BORING LOG; File C:\USERS\SEREMETM\DESKTOP\MMS SHORTCUTS\GINT\GREENWICH\GHS 2020 BORING LOGS.GPJ; 12/1/2020 10:54:04 AM

Project: Greenwich High School
Project Location: Greenwich, Connecticut
Project Number: 60432356

Log of Boring V9-SB234

Sheet 1 of 1

Date(s) Drilled	**9/16/2020**	Logged By	**C. Hayden**	Checked By	**M. Seremet**
Drilling Method	**Hand Auger**	Drill Bit Size/Type	**Hand Auger OD: 3 inches**	Total Depth of Borehole	**2.0´ bgs**
Drill Rig Type	**Hand Auger**	Drilling Contractor	**AARCO**	Surface Elevation	
Borehole Backfill	**Material placed back in borehole**	Sampling Method(s)	**Hand Auger**	Hammer Data	**N/A**
Boring Location	**Location Has Not Been Surveyed**	Groundwater Level(s)	**Not Encountered**		

Depth, feet	SAMPLES Type	Number	Sampling Resist. Blows/6" OR CORE% RQD	Recovery, %	PID (ppm)	Graphic Log	MATERIAL DESCRIPTION	Water Level	Sample ID
0							0.0 Brown fine to coarse Silty SAND (SM), little fine gravel, trace cobble, trace roots, moist		
		HA-1		100	0		← Color change to light brown/tan at 1 ft bgs		
1							← Becomes with trace silt in 1-inch layer at 1.4 ft bgs 1.5		
		HA-2		100	0.5		Gray/black fine to coarse SAND (SW), little fine gravel, traces of broken glass/brick/tile, dry 2.0		V9-SB234(1.5-2)-1
2							End of Boring at 2´ bgs		

AECOM

Report: ENVIRO BORING LOG; File C:\USERS\SEREMETM\DESKTOP\MMS SHORTCUTS\GINT\GREENWICH\GHS 2020 BORING LOGS.GPJ; 12/1/2020 10:54:08 AM

Project: Greenwich High School
Project Location: Greenwich, Connecticut
Project Number: 60432356

Log of Boring W15

Sheet 1 of 1

Date(s) Drilled	**9/16/2020**	Logged By	**C. Hayden**	Checked By	**M. Seremet**
Drilling Method	**Hand Auger**	Drill Bit Size/Type	**Hand Auger OD: 3 inches**	Total Depth of Borehole	**2.0´ bgs**
Drill Rig Type	**Hand Auger**	Drilling Contractor	**AARCO**	Surface Elevation	
Borehole Backfill	**Material placed back in borehole**	Sampling Method(s)	**Hand Auger**	Hammer Data	**N/A**
Boring Location	**Location Has Not Been Surveyed**	Groundwater Level(s)	**Not Encountered**		

Depth, feet	SAMPLES Type	Number	Sampling Resist. Blows/6" OR CORE% RQD	Recovery, %	PID (ppm)	Graphic Log	MATERIAL DESCRIPTION	Water Level	Sample ID
0							0.0		
		HA-1		100	0		Brown fine to medium Silty SAND (SM), some coarse sand, little fine gravel, trace coarse gravel, trace fragments of glass and brick, dry		
1							1.0		
		HA-2		100	0		Brown/gray fine to coarse SAND (SW), some fine to coarse gravel, trace fragments of brick and ceramic, dry		W15(1.5-2)-1
2							← Becomes dark gray sand at 2 ft bgs 2.0		
							End of Boring at 2´ bgs		

AECOM

Report: ENVIRO BORING LOG; File C:\USERS\SEREMETM\DESKTOP\MMS SHORTCUTS\GINT\GREENWICH\GHS 2020 BORING LOGS.GPJ; 12/1/2020 10:54:12 AM

Project: Greenwich High School
Project Location: Greenwich, Connecticut
Project Number: 60432356

Log of Boring W22-MB55

Sheet 1 of 1

Date(s) Drilled	**9/17/2020**	Logged By	**C. Hayden**	Checked By	**M. Seremet**
Drilling Method	**Hand Auger**	Drill Bit Size/Type	**Hand Auger OD: 3 inches**	Total Depth of Borehole	**1.0´ bgs**
Drill Rig Type	**Hand Auger**	Drilling Contractor	**AARCO**	Surface Elevation	
Borehole Backfill	**Material placed back in borehole**	Sampling Method(s)	**Hand Auger**	Hammer Data	**N/A**
Boring Location	**Location Has Not Been Surveyed**	Groundwater Level(s)	**Not Encountered**		

Depth, feet	SAMPLES Type	Number	Sampling Resist. Blows/6" OR CORE% RQD	Recovery, %	PID (ppm)	Graphic Log	MATERIAL DESCRIPTION	Water Level	Sample ID
0							0.0		
		HA-1		100	0		Brown fine to coarse SAND (SW), some fine gravel, trace coarse gravel, trace cobble, trace silt, trace fragments of concrete and brick, dry		W22-MB55(0-0.25)-1 W22-MB55(0.5-1)-1
1							1.0 End of Boring at 1´ bgs		

AECOM

Report: ENVIRO BORING LOG; File C:\USERS\SEREMETM\DESKTOP\MMS SHORTCUTS\GINT\GREENWICH\GHS 2020 BORING LOGS.GPJ; 12/1/2020 10:54:16 AM

Project: Greenwich High School
Project Location: Greenwich, Connecticut
Project Number: 60432356

Log of Boring X/Y14

Sheet 1 of 1

Date(s) Drilled	**9/16/2020**	Logged By	**C. Hayden**	Checked By	**M. Seremet**
Drilling Method	**Hand Auger**	Drill Bit Size/Type	**Hand Auger OD: 3 inches**	Total Depth of Borehole	**2.0´ bgs**
Drill Rig Type	**Hand Auger**	Drilling Contractor	**AARCO**	Surface Elevation	
Borehole Backfill	**Material placed back in borehole**	Sampling Method(s)	**Hand Auger**	Hammer Data	**N/A**
Boring Location	**Location Has Not Been Surveyed**	Groundwater Level(s)	**Not Encountered**		

Depth, feet	SAMPLES Type	Number	Sampling Resist. Blows/6" OR CORE% RQD	Recovery, %	PID (ppm)	Graphic Log	MATERIAL DESCRIPTION	Water Level	Sample ID
0							0.0 Brown fine to medium Silty SAND (SM), some coarse sand, little fine gravel, trace coarse gravel, trace fragments of glass and brick, trace greenish weathered cobble , dry		
1		HA-1		100	0.1		1.5		
		HA-2		100	0.1		Light brown/tan fine to medium SAND (SP), trace coarse sand, trace fine gravel, dry 2.0		X/Y14(1.5-2)-1
2							End of Boring at 2´ bgs		

AECOM

Report: ENVIRO BORING LOG; File C:\USERS\SEREMETM\DESKTOP\MMS SHORTCUTS\GINT\GREENWICH\GHS 2020 BORING LOGS.GPJ; 12/1/2020 10:54:19 AM

Project: Greenwich High School
Project Location: Greenwich, Connecticut
Project Number: 60432356

Log of Boring X/Y15.5

Sheet 1 of 1

Date(s) Drilled	**9/17/2020**	Logged By	**C. Hayden**	Checked By	**M. Seremet**
Drilling Method	**Hand Auger**	Drill Bit Size/Type	**Hand Auger OD: 3 inches**	Total Depth of Borehole	**3.5´ bgs**
Drill Rig Type	**Hand Auger**	Drilling Contractor	**AARCO**	Surface Elevation	
Borehole Backfill	**Material placed back in borehole**	Sampling Method(s)	**N/A**	Hammer Data	**N/A**
Boring Location	**Location Has Not Been Surveyed**	Groundwater Level(s)	**Not Encountered**		

Depth, feet	SAMPLES Type	Number	Sampling Resist. Blows/6" OR CORE% RQD	Recovery, %	PID (ppm)	Graphic Log	MATERIAL DESCRIPTION	Water Level	Sample ID
0		HA-1		100	0.1		Brown, fine to medium SAND (SP), some coarse sand, trace fine gravel, trace roots, moist [TOPSOIL] (0.0–0.5)		
1		HA-2		75	0.1		Brown fine to coarse SAND (SW), some fine gravel, trace coarse gravel, trace silt, trace cobble, dry (0.5–2.5)		X/Y15.5(1-1.5)-1
2									
3		HA-3		100	0.1		Gray fine to coarse SAND (SW) with fine gravel, trace silt, trace fragments of manufactured materials (glass, brick, ceramic), trace fine grained schistose rock fragments, dry (2.5–3.5)		X/Y15.5(3-3.5)-1 (MS/MSD) X/Y15.5(3-3.5)-2 (Duplicate)
							End of Boring at 3.5´ bgs		

AECOM

Report: ENVIRO BORING LOG; File C:\USERS\SEREMETM\DESKTOP\MMS SHORTCUTS\GINT\GREENWICH\GHS 2020 BORING LOGS.GPJ; 12/1/2020 10:54:23 AM

Project: Greenwich High School
Project Location: Greenwich, Connecticut
Project Number: 60432356

Log of Boring X9

Sheet 1 of 1

Date(s) Drilled	**9/16/2020**	Logged By	**C. Hayden**	Checked By	**M. Seremet**
Drilling Method	**Hand Auger**	Drill Bit Size/Type	**Hand Auger OD: 3 inches**	Total Depth of Borehole	**2.0´ bgs**
Drill Rig Type	**Hand Auger**	Drilling Contractor	**AARCO**	Surface Elevation	
Borehole Backfill	**Material placed back in borehole**	Sampling Method(s)	**Hand Auger**	Hammer Data	**N/A**
Boring Location	**Location Has Not Been Surveyed**	Groundwater Level(s)	**Not Encountered**		

Depth, feet	SAMPLES Type	Number	Sampling Resist. Blows/6" OR CORE% RQD	Recovery, %	PID (ppm)	Graphic Log	MATERIAL DESCRIPTION	Water Level	Sample ID
0							0.0		
		HA-1		100	0		Brown fine to medium Silty SAND (SM), some coarse sand, little fine gravel, trace coarse gravel, trace fragments of broken glass and brick, dry 0.5		
		HA-2		100	0		Tan/light brown fine SAND (SP), trace coarse sand, trace fine to coarse gravel, trace cobble, dry 1.0		
1		HA-3		100	1.5		Gray/brown fine to coarse SAND (SW), little fine gravel, trace fragments of manufactured materials (brick, glass, coal), dry 2.0		X9(1.5-2)-1
2							End of Boring at 2´ bgs		

AECOM

Report: ENVIRO BORING LOG; File C:\USERS\SEREMETM\DESKTOP\MMS SHORTCUTS\GINT\GREENWICH\GHS 2020 BORING LOGS.GPJ; 12/1/2020 10:54:27 AM

Project: Greenwich High School
Project Location: Greenwich, Connecticut
Project Number: 60432356

Log of Boring Y10.5

Sheet 1 of 1

Date(s) Drilled	9/17/2020	Logged By	C. Hayden	Checked By	M. Seremet
Drilling Method	Hand Auger	Drill Bit Size/Type	Hand Auger OD: 3 inches	Total Depth of Borehole	2.0´ bgs
Drill Rig Type	Hand Auger	Drilling Contractor	AARCO	Surface Elevation	
Borehole Backfill	Material placed back in borehole	Sampling Method(s)	Hand Auger	Hammer Data	N/A
Boring Location	Location Has Not Been Surveyed	Groundwater Level(s)	Not Encountered		

Depth, feet	SAMPLES Type	Number	Sampling Resist. Blows/6" OR CORE% RQD	Recovery, %	PID (ppm)	Graphic Log	MATERIAL DESCRIPTION	Water Level	Sample ID
0							0.0		
							Brown fine to coarse SAND (SW), some fine gravel, trace coarse gravel, trace cobble, trace silt, trace fragments of concrete, brick, and copper pipe, dry		
1		HA-1		100	0.1				
									Y10.5(1.5-2)-1
2							2.0		
							End of Boring at 2´ bgs		

AECOM

Report: ENVIRO BORING LOG; File C:\USERS\SEREMETM\DESKTOP\MMS SHORTCUTS\GINT\GREENWICH\GHS 2020 BORING LOGS.GPJ; 12/1/2020 10:54:31 AM

Project: Greenwich High School
Project Location: Greenwich, Connecticut
Project Number: 60432356

Log of Boring Y12.5

Sheet 1 of 1

Date(s) Drilled	**9/17/2020**	Logged By	**C. Hayden**	Checked By	**M. Seremet**
Drilling Method	**Hand Auger**	Drill Bit Size/Type	**Hand Auger OD: 3 inches**	Total Depth of Borehole	**2.0´ bgs**
Drill Rig Type	**Hand Auger**	Drilling Contractor	**AARCO**	Surface Elevation	
Borehole Backfill	**Material placed back in borehole**	Sampling Method(s)	**Hand Auger**	Hammer Data	**N/A**
Boring Location	**Location Has Not Been Surveyed**	Groundwater Level(s)	**Not Encountered**		

Depth, feet	SAMPLES Type	Number	Sampling Resist. Blows/6" OR CORE% RQD	Recovery, %	PID (ppm)	Graphic Log	MATERIAL DESCRIPTION	Water Level	Sample ID
0							0.0		
		HA-1		100	0		Brown fine to coarse SAND (SW), some fine gravel, trace coarse gravel, trace cobble, trace silt, fragments of concrete, brick, and copper pipe, moist		
1									
		HA-2		100	0				Y12.5(1.5-2)-1
2							2.0		
							End of Boring at 2´ bgs		

AECOM

Report: ENVIRO BORING LOG; File C:\USERS\SEREMETM\DESKTOP\MMS SHORTCUTS\GINT\GREENWICH\GHS 2020 BORING LOGS.GPJ; 12/1/2020 10:54:35 AM

Project: Greenwich High School Project Location: Greenwich, Connecticut Project Number: 60432356	Log of Boring Y16.5 Sheet 1 of 1

Date(s) Drilled	9/18/2020	Logged By	Toni Wong-Li	Checked By	M. Seremet
Drilling Method	Hand Auger	Drill Bit Size/Type		Total Depth of Borehole	3.5´ bgs
Drill Rig Type	Hand Auger	Drilling Contractor	CISCO	Surface Elevation	
Borehole Backfill	Material placed back in borehole	Sampling Method(s)	N/A	Hammer Data	N/A
Boring Location	Location Has Not Been Surveyed	Groundwater Level(s)	Not Encountered		

Depth, feet	SAMPLES Type	Number	Sampling Resist. Blows/6" OR CORE% RQD	Recovery, %	PID (ppm)	Graphic Log	MATERIAL DESCRIPTION	Water Level	Sample ID
0							0.0 Asphalt pavement 0.3		
		HA-1		100			Coarse to fine SAND (SW), some processed stone 1.5		
1									
2		HA-2		100	1.1		Black coarse to fine SAND (SW), little fine rock fragments, little fine gravel, trace silt, trace cobbles, trace gravel, dry 3.5		
3									Y16.5(3-3.5)-1
							End of Boring at 3.5´ bgs		

AECOM

Report: ENVIRO BORING LOG; File C:\USERS\SEREMETM\DESKTOP\MMS SHORTCUTS\GINT\GREENWICH\GHS 2020 BORING LOGS.GPJ; 12/1/2020 10:54:39 AM

Project: Greenwich High School
Project Location: Greenwich, Connecticut
Project Number: 60432356

Log of Boring Y7

Sheet 1 of 1

Date(s) Drilled	9/17/2020	Logged By	C. Hayden	Checked By	M. Seremet
Drilling Method	Hand Auger	Drill Bit Size/Type	Hand Auger OD: 3 inches	Total Depth of Borehole	2.0´ bgs
Drill Rig Type	Hand Auger	Drilling Contractor	AARCO	Surface Elevation	
Borehole Backfill	Material placed back in borehole	Sampling Method(s)	Hand Auger	Hammer Data	N/A
Boring Location	Location Has Not Been Surveyed	Groundwater Level(s)	Not Encountered		

Depth, feet	SAMPLES Type	Number	Sampling Resist. Blows/6" OR CORE% RQD	Recovery, %	PID (ppm)	Graphic Log	MATERIAL DESCRIPTION	Water Level	Sample ID
0							0.0		
		HA-1		100	0		Brown fine to medium SAND and SILT (SM), little coarse sand, trace fine gravel, moist		
							0.5		
1		HA-2		100	0		Brown fine to coarse SAND (SP), little fine gravel, trace coarse gravel, trace silt, trace tan fine to medium sand, trace fragments of brick, glass, ceramics, and metal, dry		
									Y7(1.5-2)-1
2							2.0		
							End of Boring at 2´ bgs		

AECOM

Report: ENVIRO BORING LOG; File C:\USERS\SEREMETM\DESKTOP\MMS SHORTCUTS\GINT\GREENWICH\GHS 2020 BORING LOGS.GPJ; 12/1/2020 10:54:43 AM

Project: Greenwich High School
Project Location: Greenwich, Connecticut
Project Number: 60432356

Log of Boring Y9

Sheet 1 of 1

Date(s) Drilled	**9/17/2020**	Logged By	**C. Hayden**	Checked By	**M. Seremet**
Drilling Method	**Hand Auger**	Drill Bit Size/Type	**Hand Auger OD: 3 inches**	Total Depth of Borehole	**2.0´ bgs**
Drill Rig Type	**Hand Auger**	Drilling Contractor	**AARCO**	Surface Elevation	
Borehole Backfill	**Material placed back in borehole**	Sampling Method(s)	**Hand Auger**	Hammer Data	**N/A**
Boring Location	**Location Has Not Been Surveyed**	Groundwater Level(s)	**Not Encountered**		

Depth, feet	SAMPLES Type	Number	Sampling Resist. Blows/6" OR CORE% RQD	Recovery, %	PID (ppm)	Graphic Log	MATERIAL DESCRIPTION	Water Level	Sample ID
0							0.0		
		HA-1		100	0		Brown fine to medium Silty SAND (SM), little coarse sand, trace fine gravel, moist		
							0.5		
1		HA-2		100	0		Brown fine to coarse SAND (SW), little fine gravel, trace coarse gravel, trace silt, trace fragments of glass, trace PVC (no utilities observed during hand clearing), dry		
							1.8		Y9(1.5-2)-1
2		HA-3		100	0		Gray/black fine to coarse SAND (SW), little fine gravel, trace fragments of manufactured materials (glass, brick, tile, rusted metal), dry		
							2.0		
							End of Boring at 2´ bgs		

AECOM

Report: ENVIRO BORING LOG; File C:\USERS\SEREMETM\DESKTOP\MMS SHORTCUTS\GINT\GREENWICH\GHS 2020 BORING LOGS.GPJ; 12/1/2020 10:54:47 AM

Project: Greenwich High School
Project Location: Greenwich, Connecticut
Project Number: 60432356

Log of Boring Z/AA13

Sheet 1 of 1

Date(s) Drilled	10/9/2020	Logged By	M. Meadows	Checked By	M. Seremet
Drilling Method	Hand Auger	Drill Bit Size/Type		Total Depth of Borehole	5.0´ bgs
Drill Rig Type	Hand Auger	Drilling Contractor	AARCO	Surface Elevation	
Borehole Backfill	Material placed back in borehole	Sampling Method(s)	N/A	Hammer Data	N/A
Boring Location	Location Has Not Been Surveyed	Groundwater Level(s)	Not Encountered		

Depth, feet	SAMPLES Type	Number	Sampling Resist. Blows/6" OR CORE% RQD	Recovery, %	PID (ppm)	Graphic Log	MATERIAL DESCRIPTION	Water Level	Sample ID
0							0.0 Medium brown fine to medium SAND with silt (SP-SM), some coarse sand, some fine gravel, trace coarse gravel, moist		
1		HA-1		100	0.7				Z/AA13(1-1.5)-1
2							Becomes with some large fragments of asphalt		
		HA-2		100	0.8				
3							3.0 Medium gray fine to medium SAND (SP) with fine to coarse gravel, little silt, little cobbles, trace coarse sand, slight petroleum odor, moist		
		HA-3		100	0.5				Z/AA13(3-4)-1
4									
		HA-4		100	15				Z/AA13(4-5)-1
5							5.0 End of Boring at 5´ bgs		

AECOM

Report: ENVIRO BORING LOG; File C:\USERS\SEREMETM\DESKTOP\MMS SHORTCUTS\GINT\GREENWICH\GHS 2020 BORING LOGS.GPJ; 12/1/2020 10:54:50 AM

Project: Greenwich High School
Project Location: Greenwich, Connecticut
Project Number: 60432356

Log of Boring Z9

Sheet 1 of 1

Date(s) Drilled	**9/18/2020**	Logged By	**C. Hayden**	Checked By	**M. Seremet**
Drilling Method	**Hand Auger**	Drill Bit Size/Type	**Hand Auger OD: 3 inches**	Total Depth of Borehole	**1.5´ bgs**
Drill Rig Type	**Hand Auger**	Drilling Contractor	**AARCO**	Surface Elevation	
Borehole Backfill	**Material placed back in borehole**	Sampling Method(s)	**Hand Auger**	Hammer Data	**N/A**
Boring Location	**Location Has Not Been Surveyed**	Groundwater Level(s)	**Not Encountered**		

Depth, feet	SAMPLES Type	Number	Sampling Resist. Blows/6" OR CORE% RQD	Recovery, %	PID (ppm)	Graphic Log	MATERIAL DESCRIPTION	Water Level	Sample ID
0							0.0		
		HA-1		100	0		Brown fine to coarse SAND (SP), little fine gravel, little silt, trace coarse gravel, dry		
1							1.0		
		HA-2		100	0		Brown fine to medium SAND with silt (SP-SM), little coarse sand, trace fine gravel, moist		Z9(1-1.5)-1
							1.5		
							End of Boring at 1.5´ bgs		

AECOM

Report: ENVIRO BORING LOG; File C:\USERS\SEREMETM\DESKTOP\MMS SHORTCUTS\GINT\GREENWICH\GHS 2020 BORING LOGS.GPJ; 12/1/2020 10:54:54 AM

Attachment B – Analytical Laboratory Reports

con-test® ANALYTICAL LABORATORY
39 Spruce Street * East Longmeadow, MA 01028 * FAX 413/525-6405 * TEL. 413/525-2332

September 23, 2020

Dan Seremet
AECOM Environment - Rocky Hill, CT
500 Enterprise Drive, Suite 1A
Rocky Hill, CT 06067

Project Location: Greenwich, CT
Client Job Number:
Project Number: 60432356
Laboratory Work Order Number: 20I0847

Enclosed are results of analyses for samples received by the laboratory on September 16, 2020. If you have any questions concerning this report, please feel free to contact me.

Sincerely,

Kaitlyn A. Feliciano
Project Manager

Table of Contents

Sample Summary 4

Case Narrative 5

Sample Results 7

20I0847-01 7

20I0847-02 9

20I0847-03 11

20I0847-04 15

20I0847-05 18

20I0847-06 21

20I0847-07 24

20I0847-08 28

20I0847-09 30

20I0847-10 34

20I0847-11 36

20I0847-12 41

20I0847-13 44

20I0847-14 47

Sample Preparation Information 49

QC Data 51

Volatile Organic Compounds by GC/MS 51

B266671 51

Semivolatile Organic Compounds by GC/MS 54

B266855 54

Polychlorinated Biphenyls with 3540 Soxhlet Extraction 57

B266840 57

Table of Contents (continued)

Petroleum Hydrocarbons Analyses 58

B266861 58

Metals Analyses (Total) 59

B266725 59

B266938 59

Conventional Chemistry Parameters by EPA/APHA/SW-846 Methods (Total) 60

B266948 60

Dual Column RPD Report 61

Flag/Qualifier Summary 73

Certifications 74

Chain of Custody/Sample Receipt 77

con-test® ANALYTICAL LABORATORY

39 Spruce Street * East Longmeadow, MA 01028 * FAX 413/525-6405 * TEL. 413/525-2332

AECOM Environment - Rocky Hill, CT
500 Enterprise Drive, Suite 1A
Rocky Hill, CT 06067
ATTN: Dan Seremet

REPORT DATE: 9/23/2020

PURCHASE ORDER NUMBER: 99513ACM

PROJECT NUMBER: 60432356

ANALYTICAL SUMMARY

WORK ORDER NUMBER: 20I0847

The results of analyses performed on the following samples submitted to the CON-TEST Analytical Laboratory are found in this report.

PROJECT LOCATION: Greenwich, CT

FIELD SAMPLE #	LAB ID:	MATRIX	SAMPLE DESCRIPTION	TEST	SUB LAB
S9-SB236 (1.5-2)-1	20I0847-01	Soil		SM 2540G	
				SW-846 6010D	
Q10-SB411 (1.5-2)-1	20I0847-02	Soil		SM 2540G	
				SW-846 8270D-E	
V9-SB234 (1-2)-1	20I0847-03	Soil		SM 2540G	
				SW-846 6010D	
				SW-846 8260C-D	
S13 (1.5-2)-1	20I0847-04	Soil		SM 2540G	
				SW-846 6010D	
				SW-846 8082A	
S14-SB331 (1.5-2)-1	20I0847-05	Soil		SM 2540G	
				SW-846 6010D	
				SW-846 8082A	
T14-SB330 (1.5-2)-1	20I0847-06	Soil		SM 2540G	
				SW-846 6010D	
				SW-846 8082A	
U11-SB421 (1.5-2)-1	20I0847-07	Soil		CTDEP ETPH	
				SM 2540G	
				SW-846 6010D	
				SW-846 8082A	
X9 (1.5-2)-1	20I0847-08	Soil		SM 2540G	
				SW-846 8082A	
U14-SB329 (1.5-2)-1	20I0847-09	Soil		CTDEP ETPH	
				SM 2540G	
				SW-846 8082A	
				SW-846 8270D-E	
Trip Blank-01	20I0847-10	Trip Blank Soil		SW-846 8260C-D	
X/Y14(1.5-2)-1.	20I0847-11	Soil		CTDEP ETPH	
				SM 2540G	
				SW-846 6010D	
				SW-846 8082A	
				SW-846 8270D-E	
W15(1.5-2)-1	20I0847-12	Soil		SM 2540G	
				SW-846 6010D	
				SW-846 8082A	
U16-Sb368 (1.5-2)-1	20I0847-13	Soil		SM 2540G	
				SW-846 6010D	
				SW-846 8082A	
T15-SB365 (1.5-2)-1	20I0847-14	Soil		SM 2540G	
				SW-846 8082A	

con-test® ANALYTICAL LABORATORY

39 Spruce Street * East Longmeadow, MA 01028 * FAX 413/525-6405 * TEL. 413/525-2332

CASE NARRATIVE SUMMARY

All reported results are within defined laboratory quality control objectives unless listed below or otherwise qualified in this report.

For method 6010, only a select list of metals was requested and reported.

For method 8270E, only PAHs were requested and reported.

SW-846 8082A

Qualifications:

S-01

The surrogate recovery for this sample is not available due to sample dilution below the surrogate reporting limit required from high analyte concentration and/or matrix interferences.

Analyte & Samples(s) Qualified:

Decachlorobiphenyl
20I0847-05[S14-SB331 (1.5-2)-1], 20I0847-06[T14-SB330 (1.5-2)-1], 20I0847-09[U14-SB329 (1.5-2)-1], 20I0847-13[U16-Sb368 (1.5-2)-1], 20I0847-14[T15-SB365 (1.5-2)-1]

Decachlorobiphenyl [2C]
20I0847-05[S14-SB331 (1.5-2)-1], 20I0847-06[T14-SB330 (1.5-2)-1], 20I0847-09[U14-SB329 (1.5-2)-1], 20I0847-13[U16-Sb368 (1.5-2)-1], 20I0847-14[T15-SB365 (1.5-2)-1]

Tetrachloro-m-xylene
20I0847-05[S14-SB331 (1.5-2)-1], 20I0847-06[T14-SB330 (1.5-2)-1], 20I0847-09[U14-SB329 (1.5-2)-1], 20I0847-13[U16-Sb368 (1.5-2)-1], 20I0847-14[T15-SB365 (1.5-2)-1]

Tetrachloro-m-xylene [2C]
20I0847-05[S14-SB331 (1.5-2)-1], 20I0847-06[T14-SB330 (1.5-2)-1], 20I0847-09[U14-SB329 (1.5-2)-1], 20I0847-13[U16-Sb368 (1.5-2)-1], 20I0847-14[T15-SB365 (1.5-2)-1]

SW-846 8260C-D

Qualifications:

V-05

Continuing calibration verification (CCV) did not meet method specifications and was biased on the low side for this compound.

Analyte & Samples(s) Qualified:

Dichlorodifluoromethane (Freon 12
20I0847-03[V9-SB234 (1-2)-1], 20I0847-10[Trip Blank-01], B266671-BLK1, B266671-BS1, S052490-CCV1

n-Butylbenzene
20I0847-03[V9-SB234 (1-2)-1], 20I0847-10[Trip Blank-01], B266671-BLK1, B266671-BS1, S052490-CCV1

V-20

Continuing calibration verification (CCV) did not meet method specifications and was biased on the high side. Data validation is not affected since sample result was "not detected" for this compound.

Analyte & Samples(s) Qualified:

Tetrahydrofuran
B266671-BS1, S052490-CCV1

V-34

Initial calibration verification (ICV) did not meet method specifications and was biased on the low side for this compound. Reported result is estimated.

Analyte & Samples(s) Qualified:

Bromomethane
20I0847-03[V9-SB234 (1-2)-1], 20I0847-10[Trip Blank-01], B266671-BLK1, B266671-BS1, S052490-CCV1

V-36

Initial calibration verification (ICV) did not meet method specifications and was biased on the high side. Data validation is not affected since sample result was "not detected" for this compound.

Analyte & Samples(s) Qualified:

Dichlorodifluoromethane (Freon 12
B266671-BS1, S052490-CCV1

39 Spruce Street * East Longmeadow, MA 01028 * FAX 413/525-6405 * TEL. 413/525-2332

The results of analyses reported only relate to samples submitted to the Con-Test Analytical Laboratory for testing.
I certify that the analyses listed above, unless specifically listed as subcontracted, if any, were performed under my direction according to the approved methodologies listed in this document, and that based upon my inquiry of those individuals immediately responsible for obtaining the information, the material contained in this report is, to the best of my knowledge and belief, accurate and complete.

Lisa A. Worthington
Technical Representative

con-test® ANALYTICAL LABORATORY
39 Spruce Street * East Longmeadow, MA 01028 * FAX 413/525-6405 * TEL. 413/525-2332

Project Location: Greenwich, CT
Sample Description:
Work Order: 20I0847

Date Received: 9/16/2020

Field Sample #: S9-SB236 (1.5-2)-1
Sampled: 9/16/2020 08:15

Sample ID: 20I0847-01

Sample Matrix: Soil

Metals Analyses (Total)

Analyte	Results	RL	Units	Dilution	Flag/Qual	Method	Date Prepared	Date/Time Analyzed	Analyst
Lead	93	0.57	mg/Kg dry	1		SW-846 6010D	9/17/20	9/18/20 13:29	MJH

con-test® ANALYTICAL LABORATORY

39 Spruce Street * East Longmeadow, MA 01028 * FAX 413/525-6405 * TEL. 413/525-2332

Project Location: Greenwich, CT
Sample Description:
Work Order: 20I0847

Date Received: 9/16/2020

Field Sample #: S9-SB236 (1.5-2)-1
Sampled: 9/16/2020 08:15

Sample ID: 20I0847-01

Sample Matrix: Soil

Conventional Chemistry Parameters by EPA/APHA/SW-846 Methods (Total)

Analyte	Results	RL	Units	Dilution	Flag/Qual	Method	Date Prepared	Date/Time Analyzed	Analyst
% Solids	87.7		% Wt	1		SM 2540G	9/21/20	9/21/20 21:53	js

con-test® ANALYTICAL LABORATORY

39 Spruce Street * East Longmeadow, MA 01028 * FAX 413/525-6405 * TEL. 413/525-2332

Project Location: Greenwich, CT | Sample Description: | Work Order: 20I0847

Date Received: 9/16/2020

Field Sample #: Q10-SB411 (1.5-2)-1 | Sampled: 9/16/2020 08:30

Sample ID: 20I0847-02

Sample Matrix: Soil

Semivolatile Organic Compounds by GC/MS

Analyte	Results	RL	Units	Dilution	Flag/Qual	Method	Date Prepared	Date/Time Analyzed	Analyst
Acenaphthene	ND	0.19	mg/Kg dry	1		SW-846 8270D-E	9/19/20	9/21/20 19:08	BGL
Acenaphthylene	ND	0.19	mg/Kg dry	1		SW-846 8270D-E	9/19/20	9/21/20 19:08	BGL
Anthracene	ND	0.19	mg/Kg dry	1		SW-846 8270D-E	9/19/20	9/21/20 19:08	BGL
Benzo(a)anthracene	ND	0.19	mg/Kg dry	1		SW-846 8270D-E	9/19/20	9/21/20 19:08	BGL
Benzo(a)pyrene	ND	0.19	mg/Kg dry	1		SW-846 8270D-E	9/19/20	9/21/20 19:08	BGL
Benzo(b)fluoranthene	ND	0.19	mg/Kg dry	1		SW-846 8270D-E	9/19/20	9/21/20 19:08	BGL
Benzo(g,h,i)perylene	ND	0.19	mg/Kg dry	1		SW-846 8270D-E	9/19/20	9/21/20 19:08	BGL
Benzo(k)fluoranthene	ND	0.19	mg/Kg dry	1		SW-846 8270D-E	9/19/20	9/21/20 19:08	BGL
Chrysene	ND	0.19	mg/Kg dry	1		SW-846 8270D-E	9/19/20	9/21/20 19:08	BGL
Dibenz(a,h)anthracene	ND	0.19	mg/Kg dry	1		SW-846 8270D-E	9/19/20	9/21/20 19:08	BGL
Fluoranthene	ND	0.19	mg/Kg dry	1		SW-846 8270D-E	9/19/20	9/21/20 19:08	BGL
Fluorene	ND	0.19	mg/Kg dry	1		SW-846 8270D-E	9/19/20	9/21/20 19:08	BGL
Indeno(1,2,3-cd)pyrene	ND	0.19	mg/Kg dry	1		SW-846 8270D-E	9/19/20	9/21/20 19:08	BGL
2-Methylnaphthalene	ND	0.19	mg/Kg dry	1		SW-846 8270D-E	9/19/20	9/21/20 19:08	BGL
Naphthalene	ND	0.19	mg/Kg dry	1		SW-846 8270D-E	9/19/20	9/21/20 19:08	BGL
Phenanthrene	ND	0.19	mg/Kg dry	1		SW-846 8270D-E	9/19/20	9/21/20 19:08	BGL
Pyrene	ND	0.19	mg/Kg dry	1		SW-846 8270D-E	9/19/20	9/21/20 19:08	BGL

Surrogates	% Recovery	Recovery Limits	Flag/Qual	
Nitrobenzene-d5	82.1	30-130		9/21/20 19:08
2-Fluorobiphenyl	86.7	30-130		9/21/20 19:08
p-Terphenyl-d14	97.8	30-130		9/21/20 19:08

39 Spruce Street * East Longmeadow, MA 01028 * FAX 413/525-6405 * TEL. 413/525-2332

Project Location: Greenwich, CT
Sample Description:
Work Order: 20I0847

Date Received: 9/16/2020

Field Sample #: Q10-SB411 (1.5-2)-1
Sampled: 9/16/2020 08:30

Sample ID: 20I0847-02

Sample Matrix: Soil

Conventional Chemistry Parameters by EPA/APHA/SW-846 Methods (Total)

Analyte	Results	RL	Units	Dilution	Flag/Qual	Method	Date Prepared	Date/Time Analyzed	Analyst
% Solids	90.6		% Wt	1		SM 2540G	9/21/20	9/21/20 21:53	js

con-test® ANALYTICAL LABORATORY
39 Spruce Street * East Longmeadow, MA 01028 * FAX 413/525-6405 * TEL. 413/525-2332

Project Location: Greenwich, CT
Sample Description:
Work Order: 20I0847
Date Received: 9/16/2020
Field Sample #: V9-SB234 (1-2)-1
Sampled: 9/16/2020 09:15
Sample ID: 20I0847-03
Sample Matrix: Soil

Volatile Organic Compounds by GC/MS

Analyte	Results	RL	Units	Dilution	Flag/Qual	Method	Date Prepared	Date/Time Analyzed	Analyst
Acetone	ND	0.067	mg/Kg dry	1		SW-846 8260C-D	9/17/20	9/17/20 7:26	MFF
Acrylonitrile	ND	0.0040	mg/Kg dry	1		SW-846 8260C-D	9/17/20	9/17/20 7:26	MFF
Benzene	ND	0.0013	mg/Kg dry	1		SW-846 8260C-D	9/17/20	9/17/20 7:26	MFF
Bromobenzene	ND	0.0013	mg/Kg dry	1		SW-846 8260C-D	9/17/20	9/17/20 7:26	MFF
Bromodichloromethane	ND	0.0013	mg/Kg dry	1		SW-846 8260C-D	9/17/20	9/17/20 7:26	MFF
Bromoform	ND	0.0013	mg/Kg dry	1		SW-846 8260C-D	9/17/20	9/17/20 7:26	MFF
Bromomethane	ND	0.0067	mg/Kg dry	1	V-34	SW-846 8260C-D	9/17/20	9/17/20 7:26	MFF
2-Butanone (MEK)	ND	0.027	mg/Kg dry	1		SW-846 8260C-D	9/17/20	9/17/20 7:26	MFF
n-Butylbenzene	ND	0.0013	mg/Kg dry	1	V-05	SW-846 8260C-D	9/17/20	9/17/20 7:26	MFF
sec-Butylbenzene	ND	0.0013	mg/Kg dry	1		SW-846 8260C-D	9/17/20	9/17/20 7:26	MFF
tert-Butylbenzene	ND	0.0013	mg/Kg dry	1		SW-846 8260C-D	9/17/20	9/17/20 7:26	MFF
Carbon Disulfide	ND	0.0040	mg/Kg dry	1		SW-846 8260C-D	9/17/20	9/17/20 7:26	MFF
Carbon Tetrachloride	ND	0.0013	mg/Kg dry	1		SW-846 8260C-D	9/17/20	9/17/20 7:26	MFF
Chlorobenzene	ND	0.0013	mg/Kg dry	1		SW-846 8260C-D	9/17/20	9/17/20 7:26	MFF
Chlorodibromomethane	ND	0.00067	mg/Kg dry	1		SW-846 8260C-D	9/17/20	9/17/20 7:26	MFF
Chloroethane	ND	0.013	mg/Kg dry	1		SW-846 8260C-D	9/17/20	9/17/20 7:26	MFF
Chloroform	ND	0.0027	mg/Kg dry	1		SW-846 8260C-D	9/17/20	9/17/20 7:26	MFF
Chloromethane	ND	0.0067	mg/Kg dry	1		SW-846 8260C-D	9/17/20	9/17/20 7:26	MFF
2-Chlorotoluene	ND	0.0013	mg/Kg dry	1		SW-846 8260C-D	9/17/20	9/17/20 7:26	MFF
4-Chlorotoluene	ND	0.0013	mg/Kg dry	1		SW-846 8260C-D	9/17/20	9/17/20 7:26	MFF
1,2-Dibromo-3-chloropropane (DBCP)	ND	0.0013	mg/Kg dry	1		SW-846 8260C-D	9/17/20	9/17/20 7:26	MFF
1,2-Dibromoethane (EDB)	ND	0.00067	mg/Kg dry	1		SW-846 8260C-D	9/17/20	9/17/20 7:26	MFF
Dibromomethane	ND	0.0013	mg/Kg dry	1		SW-846 8260C-D	9/17/20	9/17/20 7:26	MFF
1,2-Dichlorobenzene	ND	0.0013	mg/Kg dry	1		SW-846 8260C-D	9/17/20	9/17/20 7:26	MFF
1,3-Dichlorobenzene	ND	0.0013	mg/Kg dry	1		SW-846 8260C-D	9/17/20	9/17/20 7:26	MFF
1,4-Dichlorobenzene	ND	0.0013	mg/Kg dry	1		SW-846 8260C-D	9/17/20	9/17/20 7:26	MFF
trans-1,4-Dichloro-2-butene	ND	0.0027	mg/Kg dry	1		SW-846 8260C-D	9/17/20	9/17/20 7:26	MFF
Dichlorodifluoromethane (Freon 12)	ND	0.013	mg/Kg dry	1	V-05	SW-846 8260C-D	9/17/20	9/17/20 7:26	MFF
1,1-Dichloroethane	ND	0.0013	mg/Kg dry	1		SW-846 8260C-D	9/17/20	9/17/20 7:26	MFF
1,2-Dichloroethane	ND	0.0013	mg/Kg dry	1		SW-846 8260C-D	9/17/20	9/17/20 7:26	MFF
1,1-Dichloroethylene	ND	0.0027	mg/Kg dry	1		SW-846 8260C-D	9/17/20	9/17/20 7:26	MFF
cis-1,2-Dichloroethylene	ND	0.0013	mg/Kg dry	1		SW-846 8260C-D	9/17/20	9/17/20 7:26	MFF
trans-1,2-Dichloroethylene	ND	0.0013	mg/Kg dry	1		SW-846 8260C-D	9/17/20	9/17/20 7:26	MFF
1,2-Dichloropropane	ND	0.0013	mg/Kg dry	1		SW-846 8260C-D	9/17/20	9/17/20 7:26	MFF
1,3-Dichloropropane	ND	0.00067	mg/Kg dry	1		SW-846 8260C-D	9/17/20	9/17/20 7:26	MFF
2,2-Dichloropropane	ND	0.0013	mg/Kg dry	1		SW-846 8260C-D	9/17/20	9/17/20 7:26	MFF
1,1-Dichloropropene	ND	0.0013	mg/Kg dry	1		SW-846 8260C-D	9/17/20	9/17/20 7:26	MFF
cis-1,3-Dichloropropene	ND	0.00067	mg/Kg dry	1		SW-846 8260C-D	9/17/20	9/17/20 7:26	MFF
trans-1,3-Dichloropropene	ND	0.00067	mg/Kg dry	1		SW-846 8260C-D	9/17/20	9/17/20 7:26	MFF
Ethylbenzene	ND	0.0013	mg/Kg dry	1		SW-846 8260C-D	9/17/20	9/17/20 7:26	MFF
Hexachlorobutadiene	ND	0.0013	mg/Kg dry	1		SW-846 8260C-D	9/17/20	9/17/20 7:26	MFF
2-Hexanone (MBK)	ND	0.013	mg/Kg dry	1		SW-846 8260C-D	9/17/20	9/17/20 7:26	MFF
Isopropylbenzene (Cumene)	ND	0.0013	mg/Kg dry	1		SW-846 8260C-D	9/17/20	9/17/20 7:26	MFF
p-Isopropyltoluene (p-Cymene)	ND	0.0013	mg/Kg dry	1		SW-846 8260C-D	9/17/20	9/17/20 7:26	MFF

con-test® ANALYTICAL LABORATORY
39 Spruce Street * East Longmeadow, MA 01028 * FAX 413/525-6405 * TEL. 413/525-2332

Project Location: Greenwich, CT
Sample Description:
Work Order: 20I0847
Date Received: 9/16/2020
Field Sample #: V9-SB234 (1-2)-1
Sampled: 9/16/2020 09:15
Sample ID: 20I0847-03
Sample Matrix: Soil

Volatile Organic Compounds by GC/MS

Analyte	Results	RL	Units	Dilution	Flag/Qual	Method	Date Prepared	Date/Time Analyzed	Analyst
Methyl tert-Butyl Ether (MTBE)	ND	0.0027	mg/Kg dry	1		SW-846 8260C-D	9/17/20	9/17/20 7:26	MFF
Methylene Chloride	ND	0.013	mg/Kg dry	1		SW-846 8260C-D	9/17/20	9/17/20 7:26	MFF
4-Methyl-2-pentanone (MIBK)	ND	0.013	mg/Kg dry	1		SW-846 8260C-D	9/17/20	9/17/20 7:26	MFF
Naphthalene	ND	0.0027	mg/Kg dry	1		SW-846 8260C-D	9/17/20	9/17/20 7:26	MFF
n-Propylbenzene	ND	0.0013	mg/Kg dry	1		SW-846 8260C-D	9/17/20	9/17/20 7:26	MFF
Styrene	ND	0.0013	mg/Kg dry	1		SW-846 8260C-D	9/17/20	9/17/20 7:26	MFF
1,1,1,2-Tetrachloroethane	ND	0.0013	mg/Kg dry	1		SW-846 8260C-D	9/17/20	9/17/20 7:26	MFF
1,1,2,2-Tetrachloroethane	ND	0.00067	mg/Kg dry	1		SW-846 8260C-D	9/17/20	9/17/20 7:26	MFF
Tetrachloroethylene	ND	0.0013	mg/Kg dry	1		SW-846 8260C-D	9/17/20	9/17/20 7:26	MFF
Tetrahydrofuran	ND	0.0067	mg/Kg dry	1		SW-846 8260C-D	9/17/20	9/17/20 7:26	MFF
Toluene	ND	0.0013	mg/Kg dry	1		SW-846 8260C-D	9/17/20	9/17/20 7:26	MFF
1,2,3-Trichlorobenzene	ND	0.0013	mg/Kg dry	1		SW-846 8260C-D	9/17/20	9/17/20 7:26	MFF
1,2,4-Trichlorobenzene	ND	0.0013	mg/Kg dry	1		SW-846 8260C-D	9/17/20	9/17/20 7:26	MFF
1,1,1-Trichloroethane	ND	0.0013	mg/Kg dry	1		SW-846 8260C-D	9/17/20	9/17/20 7:26	MFF
1,1,2-Trichloroethane	ND	0.0013	mg/Kg dry	1		SW-846 8260C-D	9/17/20	9/17/20 7:26	MFF
Trichloroethylene	ND	0.0013	mg/Kg dry	1		SW-846 8260C-D	9/17/20	9/17/20 7:26	MFF
Trichlorofluoromethane (Freon 11)	ND	0.0067	mg/Kg dry	1		SW-846 8260C-D	9/17/20	9/17/20 7:26	MFF
1,2,3-Trichloropropane	ND	0.0013	mg/Kg dry	1		SW-846 8260C-D	9/17/20	9/17/20 7:26	MFF
1,1,2-Trichloro-1,2,2-trifluoroethane (Freon 113)	ND	0.0067	mg/Kg dry	1		SW-846 8260C-D	9/17/20	9/17/20 7:26	MFF
1,2,4-Trimethylbenzene	ND	0.0013	mg/Kg dry	1		SW-846 8260C-D	9/17/20	9/17/20 7:26	MFF
1,3,5-Trimethylbenzene	ND	0.0013	mg/Kg dry	1		SW-846 8260C-D	9/17/20	9/17/20 7:26	MFF
Vinyl Chloride	ND	0.0067	mg/Kg dry	1		SW-846 8260C-D	9/17/20	9/17/20 7:26	MFF
m+p Xylene	ND	0.0027	mg/Kg dry	1		SW-846 8260C-D	9/17/20	9/17/20 7:26	MFF
o-Xylene	ND	0.0013	mg/Kg dry	1		SW-846 8260C-D	9/17/20	9/17/20 7:26	MFF

Surrogates	% Recovery	Recovery Limits	Flag/Qual	
1,2-Dichloroethane-d4	101	70-130		9/17/20 7:26
Toluene-d8	99.5	70-130		9/17/20 7:26
4-Bromofluorobenzene	103	70-130		9/17/20 7:26

con-test® ANALYTICAL LABORATORY

39 Spruce Street * East Longmeadow, MA 01028 * FAX 413/525-6405 * TEL. 413/525-2332

Project Location: Greenwich, CT
Sample Description:
Work Order: 20I0847

Date Received: 9/16/2020

Field Sample #: V9-SB234 (1-2)-1
Sampled: 9/16/2020 09:15

Sample ID: 20I0847-03

Sample Matrix: Soil

Metals Analyses (Total)

Analyte	Results	RL	Units	Dilution	Flag/Qual	Method	Date Prepared	Date/Time Analyzed	Analyst
Lead	32	0.54	mg/Kg dry	1		SW-846 6010D	9/17/20	9/18/20 13:35	MJH

39 Spruce Street * East Longmeadow, MA 01028 * FAX 413/525-6405 * TEL. 413/525-2332

Project Location: Greenwich, CT
Sample Description:
Work Order: 20I0847

Date Received: 9/16/2020

Field Sample #: V9-SB234 (1-2)-1
Sampled: 9/16/2020 09:15

Sample ID: 20I0847-03

Sample Matrix: Soil

Conventional Chemistry Parameters by EPA/APHA/SW-846 Methods (Total)

Analyte	Results	RL	Units	Dilution	Flag/Qual	Method	Date Prepared	Date/Time Analyzed	Analyst
% Solids	93.4		% Wt	1		SM 2540G	9/21/20	9/21/20 21:53	js

con-test® ANALYTICAL LABORATORY
39 Spruce Street * East Longmeadow, MA 01028 * FAX 413/525-6405 * TEL. 413/525-2332

Project Location: Greenwich, CT
Sample Description:
Work Order: 20I0847
Date Received: 9/16/2020
Field Sample #: S13 (1.5-2)-1
Sampled: 9/16/2020 09:30
Sample ID: 20I0847-04
Sample Matrix: Soil

Polychlorinated Biphenyls with 3540 Soxhlet Extraction

Analyte	Results	RL	Units	Dilution	Flag/Qual	Method	Date Prepared	Date/Time Analyzed	Analyst
Aroclor-1016 [1]	ND	0.086	mg/Kg dry	4		SW-846 8082A	9/18/20	9/22/20 21:28	TG
Aroclor-1221 [1]	ND	0.086	mg/Kg dry	4		SW-846 8082A	9/18/20	9/22/20 21:28	TG
Aroclor-1232 [1]	ND	0.086	mg/Kg dry	4		SW-846 8082A	9/18/20	9/22/20 21:28	TG
Aroclor-1242 [1]	ND	0.086	mg/Kg dry	4		SW-846 8082A	9/18/20	9/22/20 21:28	TG
Aroclor-1248 [2]	1.3	0.086	mg/Kg dry	4		SW-846 8082A	9/18/20	9/22/20 21:28	TG
Aroclor-1254 [1]	ND	0.086	mg/Kg dry	4		SW-846 8082A	9/18/20	9/22/20 21:28	TG
Aroclor-1260 [1]	ND	0.086	mg/Kg dry	4		SW-846 8082A	9/18/20	9/22/20 21:28	TG
Aroclor-1262 [1]	ND	0.086	mg/Kg dry	4		SW-846 8082A	9/18/20	9/22/20 21:28	TG
Aroclor-1268 [1]	ND	0.086	mg/Kg dry	4		SW-846 8082A	9/18/20	9/22/20 21:28	TG

Surrogates	% Recovery	Recovery Limits	Flag/Qual	
Decachlorobiphenyl [1]	97.8	30-150		9/22/20 21:28
Decachlorobiphenyl [2]	105	30-150		9/22/20 21:28
Tetrachloro-m-xylene [1]	103	30-150		9/22/20 21:28
Tetrachloro-m-xylene [2]	111	30-150		9/22/20 21:28

con-test® ANALYTICAL LABORATORY
39 Spruce Street * East Longmeadow, MA 01028 * FAX 413/525-6405 * TEL. 413/525-2332

Project Location: Greenwich, CT
Sample Description:
Work Order: 20I0847
Date Received: 9/16/2020
Field Sample #: S13 (1.5-2)-1
Sampled: 9/16/2020 09:30
Sample ID: 20I0847-04
Sample Matrix: Soil

Metals Analyses (Total)

Analyte	Results	RL	Units	Dilution	Flag/Qual	Method	Date Prepared	Date/Time Analyzed	Analyst
Lead	63	0.53	mg/Kg dry	1		SW-846 6010D	9/17/20	9/18/20 13:39	MJH

con-test® ANALYTICAL LABORATORY

39 Spruce Street * East Longmeadow, MA 01028 * FAX 413/525-6405 * TEL. 413/525-2332

Project Location: Greenwich, CT
Sample Description:
Work Order: 20I0847

Date Received: 9/16/2020

Field Sample #: S13 (1.5-2)-1
Sampled: 9/16/2020 09:30

Sample ID: 20I0847-04

Sample Matrix: Soil

Conventional Chemistry Parameters by EPA/APHA/SW-846 Methods (Total)

Analyte	Results	RL	Units	Dilution	Flag/Qual	Method	Date Prepared	Date/Time Analyzed	Analyst
% Solids	90.1		% Wt	1		SM 2540G	9/21/20	9/21/20 21:54	js

con-test® ANALYTICAL LABORATORY
39 Spruce Street * East Longmeadow, MA 01028 * FAX 413/525-6405 * TEL. 413/525-2332

Project Location: Greenwich, CT
Sample Description:
Work Order: 20I0847
Date Received: 9/16/2020
Field Sample #: S14-SB331 (1.5-2)-1
Sampled: 9/16/2020 09:45
Sample ID: 20I0847-05
Sample Matrix: Soil

Polychlorinated Biphenyls with 3540 Soxhlet Extraction

Analyte	Results	RL	Units	Dilution	Flag/Qual	Method	Date Prepared	Date/Time Analyzed	Analyst
Aroclor-1016 [1]	ND	17	mg/Kg dry	800		SW-846 8082A	9/18/20	9/23/20 10:14	TG
Aroclor-1221 [1]	ND	17	mg/Kg dry	800		SW-846 8082A	9/18/20	9/23/20 10:14	TG
Aroclor-1232 [1]	ND	17	mg/Kg dry	800		SW-846 8082A	9/18/20	9/23/20 10:14	TG
Aroclor-1242 [1]	ND	17	mg/Kg dry	800		SW-846 8082A	9/18/20	9/23/20 10:14	TG
Aroclor-1248 [2]	19	17	mg/Kg dry	800		SW-846 8082A	9/18/20	9/23/20 10:14	TG
Aroclor-1254 [1]	ND	17	mg/Kg dry	800		SW-846 8082A	9/18/20	9/23/20 10:14	TG
Aroclor-1260 [1]	ND	17	mg/Kg dry	800		SW-846 8082A	9/18/20	9/23/20 10:14	TG
Aroclor-1262 [1]	ND	17	mg/Kg dry	800		SW-846 8082A	9/18/20	9/23/20 10:14	TG
Aroclor-1268 [1]	ND	17	mg/Kg dry	800		SW-846 8082A	9/18/20	9/23/20 10:14	TG

Surrogates	% Recovery	Recovery Limits	Flag/Qual	
Decachlorobiphenyl [1]	*	30-150	S-01	9/23/20 10:14
Decachlorobiphenyl [2]	*	30-150	S-01	9/23/20 10:14
Tetrachloro-m-xylene [1]	*	30-150	S-01	9/23/20 10:14
Tetrachloro-m-xylene [2]	*	30-150	S-01	9/23/20 10:14

con-test® ANALYTICAL LABORATORY
39 Spruce Street * East Longmeadow, MA 01028 * FAX 413/525-6405 * TEL. 413/525-2332

Project Location: Greenwich, CT
Sample Description:
Work Order: 20I0847
Date Received: 9/16/2020
Field Sample #: S14-SB331 (1.5-2)-1
Sampled: 9/16/2020 09:45
Sample ID: 20I0847-05
Sample Matrix: Soil

Metals Analyses (Total)

Analyte	Results	RL	Units	Dilution	Flag/Qual	Method	Date Prepared	Date/Time Analyzed	Analyst
Lead	53	0.56	mg/Kg dry	1		SW-846 6010D	9/17/20	9/18/20 13:44	MJH

con-test® ANALYTICAL LABORATORY

39 Spruce Street * East Longmeadow, MA 01028 * FAX 413/525-6405 * TEL. 413/525-2332

Project Location: Greenwich, CT
Sample Description:
Work Order: 20I0847

Date Received: 9/16/2020

Field Sample #: S14-SB331 (1.5-2)-1
Sampled: 9/16/2020 09:45

Sample ID: 20I0847-05

Sample Matrix: Soil

Conventional Chemistry Parameters by EPA/APHA/SW-846 Methods (Total)

Analyte	Results	RL	Units	Dilution	Flag/Qual	Method	Date Prepared	Date/Time Analyzed	Analyst
% Solids	89.5		% Wt	1		SM 2540G	9/21/20	9/21/20 21:54	js

con-test® ANALYTICAL LABORATORY

39 Spruce Street * East Longmeadow, MA 01028 * FAX 413/525-6405 * TEL. 413/525-2332

Project Location: Greenwich, CT
Sample Description:
Work Order: 20I0847

Date Received: 9/16/2020

Field Sample #: T14-SB330 (1.5-2)-1
Sampled: 9/16/2020 11:11

Sample ID: 20I0847-06

Sample Matrix: Soil

Polychlorinated Biphenyls with 3540 Soxhlet Extraction

Analyte	Results	RL	Units	Dilution	Flag/Qual	Method	Date Prepared	Date/Time Analyzed	Analyst
Aroclor-1016 [1]	ND	1.8	mg/Kg dry	80		SW-846 8082A	9/18/20	9/23/20 10:32	TG
Aroclor-1221 [1]	ND	1.8	mg/Kg dry	80		SW-846 8082A	9/18/20	9/23/20 10:32	TG
Aroclor-1232 [1]	ND	1.8	mg/Kg dry	80		SW-846 8082A	9/18/20	9/23/20 10:32	TG
Aroclor-1242 [1]	ND	1.8	mg/Kg dry	80		SW-846 8082A	9/18/20	9/23/20 10:32	TG
Aroclor-1248 [2]	3.2	1.8	mg/Kg dry	80		SW-846 8082A	9/18/20	9/23/20 10:32	TG
Aroclor-1254 [1]	ND	1.8	mg/Kg dry	80		SW-846 8082A	9/18/20	9/23/20 10:32	TG
Aroclor-1260 [1]	ND	1.8	mg/Kg dry	80		SW-846 8082A	9/18/20	9/23/20 10:32	TG
Aroclor-1262 [1]	ND	1.8	mg/Kg dry	80		SW-846 8082A	9/18/20	9/23/20 10:32	TG
Aroclor-1268 [1]	ND	1.8	mg/Kg dry	80		SW-846 8082A	9/18/20	9/23/20 10:32	TG

Surrogates	% Recovery	Recovery Limits	Flag/Qual	
Decachlorobiphenyl [1]	*	30-150	S-01	9/23/20 10:32
Decachlorobiphenyl [2]	*	30-150	S-01	9/23/20 10:32
Tetrachloro-m-xylene [1]	*	30-150	S-01	9/23/20 10:32
Tetrachloro-m-xylene [2]	*	30-150	S-01	9/23/20 10:32

con-test® ANALYTICAL LABORATORY
39 Spruce Street * East Longmeadow, MA 01028 * FAX 413/525-6405 * TEL. 413/525-2332

Project Location: Greenwich, CT
Sample Description:
Work Order: 20I0847
Date Received: 9/16/2020
Field Sample #: T14-SB330 (1.5-2)-1
Sampled: 9/16/2020 11:11
Sample ID: 20I0847-06
Sample Matrix: Soil

Metals Analyses (Total)

Analyte	Results	RL	Units	Dilution	Flag/Qual	Method	Date Prepared	Date/Time Analyzed	Analyst
Lead	37	0.57	mg/Kg dry	1		SW-846 6010D	9/17/20	9/18/20 13:49	MJH

39 Spruce Street * East Longmeadow, MA 01028 * FAX 413/525-6405 * TEL. 413/525-2332

Project Location: Greenwich, CT
Sample Description:
Work Order: 20I0847

Date Received: 9/16/2020

Field Sample #: T14-SB330 (1.5-2)-1
Sampled: 9/16/2020 11:11

Sample ID: 20I0847-06

Sample Matrix: Soil

Conventional Chemistry Parameters by EPA/APHA/SW-846 Methods (Total)

Analyte	Results	RL	Units	Dilution	Flag/Qual	Method	Date Prepared	Date/Time Analyzed	Analyst
% Solids	87.6		% Wt	1		SM 2540G	9/21/20	9/21/20 21:54	js

con-test® ANALYTICAL LABORATORY

39 Spruce Street * East Longmeadow, MA 01028 * FAX 413/525-6405 * TEL. 413/525-2332

Project Location: Greenwich, CT | Sample Description: | Work Order: 20I0847

Date Received: 9/16/2020

Field Sample #: U11-SB421 (1.5-2)-1 | Sampled: 9/16/2020 11:45

Sample ID: 20I0847-07

Sample Matrix: Soil

Polychlorinated Biphenyls with 3540 Soxhlet Extraction

Analyte	Results	RL	Units	Dilution	Flag/Qual	Method	Date Prepared	Date/Time Analyzed	Analyst
Aroclor-1016 [1]	ND	0.082	mg/Kg dry	4		SW-846 8082A	9/18/20	9/22/20 22:22	TG
Aroclor-1221 [1]	ND	0.082	mg/Kg dry	4		SW-846 8082A	9/18/20	9/22/20 22:22	TG
Aroclor-1232 [1]	ND	0.082	mg/Kg dry	4		SW-846 8082A	9/18/20	9/22/20 22:22	TG
Aroclor-1242 [1]	ND	0.082	mg/Kg dry	4		SW-846 8082A	9/18/20	9/22/20 22:22	TG
Aroclor-1248 [2]	1.5	0.082	mg/Kg dry	4		SW-846 8082A	9/18/20	9/22/20 22:22	TG
Aroclor-1254 [1]	ND	0.082	mg/Kg dry	4		SW-846 8082A	9/18/20	9/22/20 22:22	TG
Aroclor-1260 [2]	0.10	0.082	mg/Kg dry	4		SW-846 8082A	9/18/20	9/22/20 22:22	TG
Aroclor-1262 [1]	ND	0.082	mg/Kg dry	4		SW-846 8082A	9/18/20	9/22/20 22:22	TG
Aroclor-1268 [1]	ND	0.082	mg/Kg dry	4		SW-846 8082A	9/18/20	9/22/20 22:22	TG

Surrogates	% Recovery	Recovery Limits	Flag/Qual	
Decachlorobiphenyl [1]	104	30-150		9/22/20 22:22
Decachlorobiphenyl [2]	114	30-150		9/22/20 22:22
Tetrachloro-m-xylene [1]	103	30-150		9/22/20 22:22
Tetrachloro-m-xylene [2]	110	30-150		9/22/20 22:22

con-test® ANALYTICAL LABORATORY
39 Spruce Street * East Longmeadow, MA 01028 * FAX 413/525-6405 * TEL. 413/525-2332

Project Location: Greenwich, CT
Sample Description:
Work Order: 20I0847
Date Received: 9/16/2020
Field Sample #: U11-SB421 (1.5-2)-1
Sampled: 9/16/2020 11:45
Sample ID: 20I0847-07
Sample Matrix: Soil

Petroleum Hydrocarbons Analyses

Analyte	Results	RL	Units	Dilution	Flag/Qual	Method	Date Prepared	Date/Time Analyzed	Analyst
CT ETPH	190	56	mg/Kg dry	5		CTDEP ETPH	9/19/20	9/22/20 3:34	RDD

Surrogates	% Recovery	Recovery Limits	Flag/Qual	
2-Fluorobiphenyl	56.7	50-150		9/22/20 3:34

con-test® ANALYTICAL LABORATORY
39 Spruce Street * East Longmeadow, MA 01028 * FAX 413/525-6405 * TEL. 413/525-2332

Project Location: Greenwich, CT
Sample Description:
Work Order: 20I0847
Date Received: 9/16/2020
Field Sample #: U11-SB421 (1.5-2)-1
Sampled: 9/16/2020 11:45
Sample ID: 20I0847-07
Sample Matrix: Soil

Metals Analyses (Total)

Analyte	Results	RL	Units	Dilution	Flag/Qual	Method	Date Prepared	Date/Time Analyzed	Analyst
Lead	430	0.54	mg/Kg dry	1		SW-846 6010D	9/17/20	9/18/20 13:54	MJH

con-test® ANALYTICAL LABORATORY

39 Spruce Street * East Longmeadow, MA 01028 * FAX 413/525-6405 * TEL. 413/525-2332

Project Location: Greenwich, CT
Sample Description:
Work Order: 20I0847

Date Received: 9/16/2020

Field Sample #: U11-SB421 (1.5-2)-1
Sampled: 9/16/2020 11:45

Sample ID: 20I0847-07

Sample Matrix: Soil

Conventional Chemistry Parameters by EPA/APHA/SW-846 Methods (Total)

Analyte	Results	RL	Units	Dilution	Flag/Qual	Method	Date Prepared	Date/Time Analyzed	Analyst
% Solids	89.2		% Wt	1		SM 2540G	9/21/20	9/21/20 21:55	js

con-test® ANALYTICAL LABORATORY
39 Spruce Street * East Longmeadow, MA 01028 * FAX 413/525-6405 * TEL. 413/525-2332

Project Location: Greenwich, CT
Sample Description:
Work Order: 20I0847
Date Received: 9/16/2020
Field Sample #: X9 (1.5-2)-1
Sampled: 9/16/2020 11:50
Sample ID: 20I0847-08
Sample Matrix: Soil

Polychlorinated Biphenyls with 3540 Soxhlet Extraction

Analyte	Results	RL	Units	Dilution	Flag/Qual	Method	Date Prepared	Date/Time Analyzed	Analyst
Aroclor-1016 [1]	ND	0.085	mg/Kg dry	4		SW-846 8082A	9/18/20	9/22/20 22:39	TG
Aroclor-1221 [1]	ND	0.085	mg/Kg dry	4		SW-846 8082A	9/18/20	9/22/20 22:39	TG
Aroclor-1232 [1]	ND	0.085	mg/Kg dry	4		SW-846 8082A	9/18/20	9/22/20 22:39	TG
Aroclor-1242 [1]	ND	0.085	mg/Kg dry	4		SW-846 8082A	9/18/20	9/22/20 22:39	TG
Aroclor-1248 [2]	0.48	0.085	mg/Kg dry	4		SW-846 8082A	9/18/20	9/22/20 22:39	TG
Aroclor-1254 [1]	ND	0.085	mg/Kg dry	4		SW-846 8082A	9/18/20	9/22/20 22:39	TG
Aroclor-1260 [1]	ND	0.085	mg/Kg dry	4		SW-846 8082A	9/18/20	9/22/20 22:39	TG
Aroclor-1262 [1]	ND	0.085	mg/Kg dry	4		SW-846 8082A	9/18/20	9/22/20 22:39	TG
Aroclor-1268 [1]	ND	0.085	mg/Kg dry	4		SW-846 8082A	9/18/20	9/22/20 22:39	TG

Surrogates	% Recovery	Recovery Limits	Flag/Qual	
Decachlorobiphenyl [1]	74.9	30-150		9/22/20 22:39
Decachlorobiphenyl [2]	83.3	30-150		9/22/20 22:39
Tetrachloro-m-xylene [1]	77.5	30-150		9/22/20 22:39
Tetrachloro-m-xylene [2]	82.8	30-150		9/22/20 22:39

con-test® ANALYTICAL LABORATORY
39 Spruce Street * East Longmeadow, MA 01028 * FAX 413/525-6405 * TEL. 413/525-2332

Project Location: Greenwich, CT
Sample Description:
Work Order: 20I0847
Date Received: 9/16/2020
Field Sample #: X9 (1.5-2)-1
Sampled: 9/16/2020 11:50
Sample ID: 20I0847-08
Sample Matrix: Soil

Conventional Chemistry Parameters by EPA/APHA/SW-846 Methods (Total)

Analyte	Results	RL	Units	Dilution	Flag/Qual	Method	Date Prepared	Date/Time Analyzed	Analyst
% Solids	92.1		% Wt	1		SM 2540G	9/21/20	9/21/20 21:55	js

con-test® ANALYTICAL LABORATORY
39 Spruce Street * East Longmeadow, MA 01028 * FAX 413/525-6405 * TEL. 413/525-2332

Project Location: Greenwich, CT
Sample Description:
Work Order: 20I0847
Date Received: 9/16/2020
Field Sample #: U14-SB329 (1.5-2)-1
Sampled: 9/16/2020 12:22
Sample ID: 20I0847-09
Sample Matrix: Soil

Semivolatile Organic Compounds by GC/MS

Analyte	Results	RL	Units	Dilution	Flag/Qual	Method	Date Prepared	Date/Time Analyzed	Analyst
Acenaphthene	ND	0.18	mg/Kg dry	1		SW-846 8270D-E	9/19/20	9/21/20 20:44	BGL
Acenaphthylene	ND	0.18	mg/Kg dry	1		SW-846 8270D-E	9/19/20	9/21/20 20:44	BGL
Anthracene	ND	0.18	mg/Kg dry	1		SW-846 8270D-E	9/19/20	9/21/20 20:44	BGL
Benzo(a)anthracene	ND	0.18	mg/Kg dry	1		SW-846 8270D-E	9/19/20	9/21/20 20:44	BGL
Benzo(a)pyrene	ND	0.18	mg/Kg dry	1		SW-846 8270D-E	9/19/20	9/21/20 20:44	BGL
Benzo(b)fluoranthene	ND	0.18	mg/Kg dry	1		SW-846 8270D-E	9/19/20	9/21/20 20:44	BGL
Benzo(g,h,i)perylene	ND	0.18	mg/Kg dry	1		SW-846 8270D-E	9/19/20	9/21/20 20:44	BGL
Benzo(k)fluoranthene	ND	0.18	mg/Kg dry	1		SW-846 8270D-E	9/19/20	9/21/20 20:44	BGL
Chrysene	ND	0.18	mg/Kg dry	1		SW-846 8270D-E	9/19/20	9/21/20 20:44	BGL
Dibenz(a,h)anthracene	ND	0.18	mg/Kg dry	1		SW-846 8270D-E	9/19/20	9/21/20 20:44	BGL
Fluoranthene	ND	0.18	mg/Kg dry	1		SW-846 8270D-E	9/19/20	9/21/20 20:44	BGL
Fluorene	ND	0.18	mg/Kg dry	1		SW-846 8270D-E	9/19/20	9/21/20 20:44	BGL
Indeno(1,2,3-cd)pyrene	ND	0.18	mg/Kg dry	1		SW-846 8270D-E	9/19/20	9/21/20 20:44	BGL
2-Methylnaphthalene	ND	0.18	mg/Kg dry	1		SW-846 8270D-E	9/19/20	9/21/20 20:44	BGL
Naphthalene	ND	0.18	mg/Kg dry	1		SW-846 8270D-E	9/19/20	9/21/20 20:44	BGL
Phenanthrene	ND	0.18	mg/Kg dry	1		SW-846 8270D-E	9/19/20	9/21/20 20:44	BGL
Pyrene	ND	0.18	mg/Kg dry	1		SW-846 8270D-E	9/19/20	9/21/20 20:44	BGL

Surrogates	% Recovery	Recovery Limits	Flag/Qual	
Nitrobenzene-d5	67.8	30-130		9/21/20 20:44
2-Fluorobiphenyl	70.8	30-130		9/21/20 20:44
p-Terphenyl-d14	78.1	30-130		9/21/20 20:44

con-test® ANALYTICAL LABORATORY

39 Spruce Street * East Longmeadow, MA 01028 * FAX 413/525-6405 * TEL. 413/525-2332

Project Location: Greenwich, CT | Sample Description: | Work Order: 20I0847

Date Received: 9/16/2020

Field Sample #: U14-SB329 (1.5-2)-1 | Sampled: 9/16/2020 12:22

Sample ID: 20I0847-09

Sample Matrix: Soil

Polychlorinated Biphenyls with 3540 Soxhlet Extraction

Analyte	Results	RL	Units	Dilution	Flag/Qual	Method	Date Prepared	Date/Time Analyzed	Analyst
Aroclor-1016 [1]	ND	6.4	mg/Kg dry	320		SW-846 8082A	9/18/20	9/23/20 10:50	TG
Aroclor-1221 [1]	ND	6.4	mg/Kg dry	320		SW-846 8082A	9/18/20	9/23/20 10:50	TG
Aroclor-1232 [1]	ND	6.4	mg/Kg dry	320		SW-846 8082A	9/18/20	9/23/20 10:50	TG
Aroclor-1242 [1]	ND	6.4	mg/Kg dry	320		SW-846 8082A	9/18/20	9/23/20 10:50	TG
Aroclor-1248 [2]	15	6.4	mg/Kg dry	320		SW-846 8082A	9/18/20	9/23/20 10:50	TG
Aroclor-1254 [1]	ND	6.4	mg/Kg dry	320		SW-846 8082A	9/18/20	9/23/20 10:50	TG
Aroclor-1260 [1]	ND	6.4	mg/Kg dry	320		SW-846 8082A	9/18/20	9/23/20 10:50	TG
Aroclor-1262 [1]	ND	6.4	mg/Kg dry	320		SW-846 8082A	9/18/20	9/23/20 10:50	TG
Aroclor-1268 [1]	ND	6.4	mg/Kg dry	320		SW-846 8082A	9/18/20	9/23/20 10:50	TG

Surrogates	% Recovery	Recovery Limits	Flag/Qual	
Decachlorobiphenyl [1]	*	30-150	S-01	9/23/20 10:50
Decachlorobiphenyl [2]	*	30-150	S-01	9/23/20 10:50
Tetrachloro-m-xylene [1]	*	30-150	S-01	9/23/20 10:50
Tetrachloro-m-xylene [2]	*	30-150	S-01	9/23/20 10:50

con-test® ANALYTICAL LABORATORY
39 Spruce Street * East Longmeadow, MA 01028 * FAX 413/525-6405 * TEL. 413/525-2332

Project Location: Greenwich, CT
Sample Description:
Work Order: 20I0847
Date Received: 9/16/2020
Field Sample #: U14-SB329 (1.5-2)-1
Sampled: 9/16/2020 12:22
Sample ID: 20I0847-09
Sample Matrix: Soil

Petroleum Hydrocarbons Analyses

Analyte	Results	RL	Units	Dilution	Flag/Qual	Method	Date Prepared	Date/Time Analyzed	Analyst
CT ETPH	100	54	mg/Kg dry	5		CTDEP ETPH	9/19/20	9/22/20 3:55	RDD

Surrogates	% Recovery	Recovery Limits	Flag/Qual	
2-Fluorobiphenyl	56.3	50-150		9/22/20 3:55

39 Spruce Street * East Longmeadow, MA 01028 * FAX 413/525-6405 * TEL. 413/525-2332

Project Location: Greenwich, CT
Sample Description:
Work Order: 20I0847

Date Received: 9/16/2020

Field Sample #: U14-SB329 (1.5-2)-1
Sampled: 9/16/2020 12:22

Sample ID: 20I0847-09

Sample Matrix: Soil

Conventional Chemistry Parameters by EPA/APHA/SW-846 Methods (Total)

Analyte	Results	RL	Units	Dilution	Flag/Qual	Method	Date Prepared	Date/Time Analyzed	Analyst
% Solids	93.3		% Wt	1		SM 2540G	9/21/20	9/21/20 21:55	js

con-test® ANALYTICAL LABORATORY
39 Spruce Street * East Longmeadow, MA 01028 * FAX 413/525-6405 * TEL. 413/525-2332

Project Location: Greenwich, CT
Sample Description:
Work Order: 20I0847
Date Received: 9/16/2020
Field Sample #: Trip Blank-01
Sampled: 9/16/2020 08:00
Sample ID: 20I0847-10
Sample Matrix: Trip Blank Soil

Volatile Organic Compounds by GC/MS

Analyte	Results	RL	Units	Dilution	Flag/Qual	Method	Date Prepared	Date/Time Analyzed	Analyst
Acetone	ND	0.10	mg/Kg wet	1		SW-846 8260C-D	9/17/20	9/17/20 7:50	MFF
Acrylonitrile	ND	0.0060	mg/Kg wet	1		SW-846 8260C-D	9/17/20	9/17/20 7:50	MFF
Benzene	ND	0.0020	mg/Kg wet	1		SW-846 8260C-D	9/17/20	9/17/20 7:50	MFF
Bromobenzene	ND	0.0020	mg/Kg wet	1		SW-846 8260C-D	9/17/20	9/17/20 7:50	MFF
Bromodichloromethane	ND	0.0020	mg/Kg wet	1		SW-846 8260C-D	9/17/20	9/17/20 7:50	MFF
Bromoform	ND	0.0020	mg/Kg wet	1		SW-846 8260C-D	9/17/20	9/17/20 7:50	MFF
Bromomethane	ND	0.010	mg/Kg wet	1	V-34	SW-846 8260C-D	9/17/20	9/17/20 7:50	MFF
2-Butanone (MEK)	ND	0.040	mg/Kg wet	1		SW-846 8260C-D	9/17/20	9/17/20 7:50	MFF
n-Butylbenzene	ND	0.0020	mg/Kg wet	1	V-05	SW-846 8260C-D	9/17/20	9/17/20 7:50	MFF
sec-Butylbenzene	ND	0.0020	mg/Kg wet	1		SW-846 8260C-D	9/17/20	9/17/20 7:50	MFF
tert-Butylbenzene	ND	0.0020	mg/Kg wet	1		SW-846 8260C-D	9/17/20	9/17/20 7:50	MFF
Carbon Disulfide	ND	0.0060	mg/Kg wet	1		SW-846 8260C-D	9/17/20	9/17/20 7:50	MFF
Carbon Tetrachloride	ND	0.0020	mg/Kg wet	1		SW-846 8260C-D	9/17/20	9/17/20 7:50	MFF
Chlorobenzene	ND	0.0020	mg/Kg wet	1		SW-846 8260C-D	9/17/20	9/17/20 7:50	MFF
Chlorodibromomethane	ND	0.0010	mg/Kg wet	1		SW-846 8260C-D	9/17/20	9/17/20 7:50	MFF
Chloroethane	ND	0.020	mg/Kg wet	1		SW-846 8260C-D	9/17/20	9/17/20 7:50	MFF
Chloroform	ND	0.0040	mg/Kg wet	1		SW-846 8260C-D	9/17/20	9/17/20 7:50	MFF
Chloromethane	ND	0.010	mg/Kg wet	1		SW-846 8260C-D	9/17/20	9/17/20 7:50	MFF
2-Chlorotoluene	ND	0.0020	mg/Kg wet	1		SW-846 8260C-D	9/17/20	9/17/20 7:50	MFF
4-Chlorotoluene	ND	0.0020	mg/Kg wet	1		SW-846 8260C-D	9/17/20	9/17/20 7:50	MFF
1,2-Dibromo-3-chloropropane (DBCP)	ND	0.0020	mg/Kg wet	1		SW-846 8260C-D	9/17/20	9/17/20 7:50	MFF
1,2-Dibromoethane (EDB)	ND	0.0010	mg/Kg wet	1		SW-846 8260C-D	9/17/20	9/17/20 7:50	MFF
Dibromomethane	ND	0.0020	mg/Kg wet	1		SW-846 8260C-D	9/17/20	9/17/20 7:50	MFF
1,2-Dichlorobenzene	ND	0.0020	mg/Kg wet	1		SW-846 8260C-D	9/17/20	9/17/20 7:50	MFF
1,3-Dichlorobenzene	ND	0.0020	mg/Kg wet	1		SW-846 8260C-D	9/17/20	9/17/20 7:50	MFF
1,4-Dichlorobenzene	ND	0.0020	mg/Kg wet	1		SW-846 8260C-D	9/17/20	9/17/20 7:50	MFF
trans-1,4-Dichloro-2-butene	ND	0.0040	mg/Kg wet	1		SW-846 8260C-D	9/17/20	9/17/20 7:50	MFF
Dichlorodifluoromethane (Freon 12)	ND	0.020	mg/Kg wet	1	V-05	SW-846 8260C-D	9/17/20	9/17/20 7:50	MFF
1,1-Dichloroethane	ND	0.0020	mg/Kg wet	1		SW-846 8260C-D	9/17/20	9/17/20 7:50	MFF
1,2-Dichloroethane	ND	0.0020	mg/Kg wet	1		SW-846 8260C-D	9/17/20	9/17/20 7:50	MFF
1,1-Dichloroethylene	ND	0.0040	mg/Kg wet	1		SW-846 8260C-D	9/17/20	9/17/20 7:50	MFF
cis-1,2-Dichloroethylene	ND	0.0020	mg/Kg wet	1		SW-846 8260C-D	9/17/20	9/17/20 7:50	MFF
trans-1,2-Dichloroethylene	ND	0.0020	mg/Kg wet	1		SW-846 8260C-D	9/17/20	9/17/20 7:50	MFF
1,2-Dichloropropane	ND	0.0020	mg/Kg wet	1		SW-846 8260C-D	9/17/20	9/17/20 7:50	MFF
1,3-Dichloropropane	ND	0.0010	mg/Kg wet	1		SW-846 8260C-D	9/17/20	9/17/20 7:50	MFF
2,2-Dichloropropane	ND	0.0020	mg/Kg wet	1		SW-846 8260C-D	9/17/20	9/17/20 7:50	MFF
1,1-Dichloropropene	ND	0.0020	mg/Kg wet	1		SW-846 8260C-D	9/17/20	9/17/20 7:50	MFF
cis-1,3-Dichloropropene	ND	0.0010	mg/Kg wet	1		SW-846 8260C-D	9/17/20	9/17/20 7:50	MFF
trans-1,3-Dichloropropene	ND	0.0010	mg/Kg wet	1		SW-846 8260C-D	9/17/20	9/17/20 7:50	MFF
Ethylbenzene	ND	0.0020	mg/Kg wet	1		SW-846 8260C-D	9/17/20	9/17/20 7:50	MFF
Hexachlorobutadiene	ND	0.0020	mg/Kg wet	1		SW-846 8260C-D	9/17/20	9/17/20 7:50	MFF
2-Hexanone (MBK)	ND	0.020	mg/Kg wet	1		SW-846 8260C-D	9/17/20	9/17/20 7:50	MFF
Isopropylbenzene (Cumene)	ND	0.0020	mg/Kg wet	1		SW-846 8260C-D	9/17/20	9/17/20 7:50	MFF
p-Isopropyltoluene (p-Cymene)	ND	0.0020	mg/Kg wet	1		SW-846 8260C-D	9/17/20	9/17/20 7:50	MFF

con-test® ANALYTICAL LABORATORY
39 Spruce Street * East Longmeadow, MA 01028 * FAX 413/525-6405 * TEL. 413/525-2332

Project Location: Greenwich, CT
Sample Description:
Work Order: 20I0847
Date Received: 9/16/2020
Field Sample #: Trip Blank-01
Sampled: 9/16/2020 08:00
Sample ID: 20I0847-10
Sample Matrix: Trip Blank Soil

Volatile Organic Compounds by GC/MS

Analyte	Results	RL	Units	Dilution	Flag/Qual	Method	Date Prepared	Date/Time Analyzed	Analyst
Methyl tert-Butyl Ether (MTBE)	ND	0.0040	mg/Kg wet	1		SW-846 8260C-D	9/17/20	9/17/20 7:50	MFF
Methylene Chloride	ND	0.020	mg/Kg wet	1		SW-846 8260C-D	9/17/20	9/17/20 7:50	MFF
4-Methyl-2-pentanone (MIBK)	ND	0.020	mg/Kg wet	1		SW-846 8260C-D	9/17/20	9/17/20 7:50	MFF
Naphthalene	ND	0.0040	mg/Kg wet	1		SW-846 8260C-D	9/17/20	9/17/20 7:50	MFF
n-Propylbenzene	ND	0.0020	mg/Kg wet	1		SW-846 8260C-D	9/17/20	9/17/20 7:50	MFF
Styrene	ND	0.0020	mg/Kg wet	1		SW-846 8260C-D	9/17/20	9/17/20 7:50	MFF
1,1,1,2-Tetrachloroethane	ND	0.0020	mg/Kg wet	1		SW-846 8260C-D	9/17/20	9/17/20 7:50	MFF
1,1,2,2-Tetrachloroethane	ND	0.0010	mg/Kg wet	1		SW-846 8260C-D	9/17/20	9/17/20 7:50	MFF
Tetrachloroethylene	ND	0.0020	mg/Kg wet	1		SW-846 8260C-D	9/17/20	9/17/20 7:50	MFF
Tetrahydrofuran	ND	0.010	mg/Kg wet	1		SW-846 8260C-D	9/17/20	9/17/20 7:50	MFF
Toluene	ND	0.0020	mg/Kg wet	1		SW-846 8260C-D	9/17/20	9/17/20 7:50	MFF
1,2,3-Trichlorobenzene	ND	0.0020	mg/Kg wet	1		SW-846 8260C-D	9/17/20	9/17/20 7:50	MFF
1,2,4-Trichlorobenzene	ND	0.0020	mg/Kg wet	1		SW-846 8260C-D	9/17/20	9/17/20 7:50	MFF
1,1,1-Trichloroethane	ND	0.0020	mg/Kg wet	1		SW-846 8260C-D	9/17/20	9/17/20 7:50	MFF
1,1,2-Trichloroethane	ND	0.0020	mg/Kg wet	1		SW-846 8260C-D	9/17/20	9/17/20 7:50	MFF
Trichloroethylene	ND	0.0020	mg/Kg wet	1		SW-846 8260C-D	9/17/20	9/17/20 7:50	MFF
Trichlorofluoromethane (Freon 11)	ND	0.010	mg/Kg wet	1		SW-846 8260C-D	9/17/20	9/17/20 7:50	MFF
1,2,3-Trichloropropane	ND	0.0020	mg/Kg wet	1		SW-846 8260C-D	9/17/20	9/17/20 7:50	MFF
1,1,2-Trichloro-1,2,2-trifluoroethane (Freon 113)	ND	0.010	mg/Kg wet	1		SW-846 8260C-D	9/17/20	9/17/20 7:50	MFF
1,2,4-Trimethylbenzene	ND	0.0020	mg/Kg wet	1		SW-846 8260C-D	9/17/20	9/17/20 7:50	MFF
1,3,5-Trimethylbenzene	ND	0.0020	mg/Kg wet	1		SW-846 8260C-D	9/17/20	9/17/20 7:50	MFF
Vinyl Chloride	ND	0.010	mg/Kg wet	1		SW-846 8260C-D	9/17/20	9/17/20 7:50	MFF
m+p Xylene	ND	0.0040	mg/Kg wet	1		SW-846 8260C-D	9/17/20	9/17/20 7:50	MFF
o-Xylene	ND	0.0020	mg/Kg wet	1		SW-846 8260C-D	9/17/20	9/17/20 7:50	MFF

Surrogates	% Recovery	Recovery Limits	Flag/Qual	
1,2-Dichloroethane-d4	103	70-130		9/17/20 7:50
Toluene-d8	98.7	70-130		9/17/20 7:50
4-Bromofluorobenzene	103	70-130		9/17/20 7:50

con-test® ANALYTICAL LABORATORY
39 Spruce Street * East Longmeadow, MA 01028 * FAX 413/525-6405 * TEL. 413/525-2332

Project Location: Greenwich, CT
Sample Description:
Work Order: 20I0847
Date Received: 9/16/2020
Field Sample #: X/Y14(1.5-2)-1.
Sampled: 9/16/2020 12:59
Sample ID: 20I0847-11
Sample Matrix: Soil

Semivolatile Organic Compounds by GC/MS

Analyte	Results	RL	Units	Dilution	Flag/Qual	Method	Date Prepared	Date/Time Analyzed	Analyst
Acenaphthene	ND	0.19	mg/Kg dry	1		SW-846 8270D-E	9/19/20	9/21/20 21:07	BGL
Acenaphthylene	ND	0.19	mg/Kg dry	1		SW-846 8270D-E	9/19/20	9/21/20 21:07	BGL
Anthracene	ND	0.19	mg/Kg dry	1		SW-846 8270D-E	9/19/20	9/21/20 21:07	BGL
Benzo(a)anthracene	ND	0.19	mg/Kg dry	1		SW-846 8270D-E	9/19/20	9/21/20 21:07	BGL
Benzo(a)pyrene	ND	0.19	mg/Kg dry	1		SW-846 8270D-E	9/19/20	9/21/20 21:07	BGL
Benzo(b)fluoranthene	ND	0.19	mg/Kg dry	1		SW-846 8270D-E	9/19/20	9/21/20 21:07	BGL
Benzo(g,h,i)perylene	ND	0.19	mg/Kg dry	1		SW-846 8270D-E	9/19/20	9/21/20 21:07	BGL
Benzo(k)fluoranthene	ND	0.19	mg/Kg dry	1		SW-846 8270D-E	9/19/20	9/21/20 21:07	BGL
Chrysene	ND	0.19	mg/Kg dry	1		SW-846 8270D-E	9/19/20	9/21/20 21:07	BGL
Dibenz(a,h)anthracene	ND	0.19	mg/Kg dry	1		SW-846 8270D-E	9/19/20	9/21/20 21:07	BGL
Fluoranthene	ND	0.19	mg/Kg dry	1		SW-846 8270D-E	9/19/20	9/21/20 21:07	BGL
Fluorene	ND	0.19	mg/Kg dry	1		SW-846 8270D-E	9/19/20	9/21/20 21:07	BGL
Indeno(1,2,3-cd)pyrene	ND	0.19	mg/Kg dry	1		SW-846 8270D-E	9/19/20	9/21/20 21:07	BGL
2-Methylnaphthalene	ND	0.19	mg/Kg dry	1		SW-846 8270D-E	9/19/20	9/21/20 21:07	BGL
Naphthalene	ND	0.19	mg/Kg dry	1		SW-846 8270D-E	9/19/20	9/21/20 21:07	BGL
Phenanthrene	ND	0.19	mg/Kg dry	1		SW-846 8270D-E	9/19/20	9/21/20 21:07	BGL
Pyrene	ND	0.19	mg/Kg dry	1		SW-846 8270D-E	9/19/20	9/21/20 21:07	BGL

Surrogates	% Recovery	Recovery Limits	Flag/Qual	
Nitrobenzene-d5	59.3	30-130		9/21/20 21:07
2-Fluorobiphenyl	63.5	30-130		9/21/20 21:07
p-Terphenyl-d14	72.0	30-130		9/21/20 21:07

con-test® ANALYTICAL LABORATORY
39 Spruce Street * East Longmeadow, MA 01028 * FAX 413/525-6405 * TEL. 413/525-2332

Project Location: Greenwich, CT
Sample Description:
Work Order: 20I0847
Date Received: 9/16/2020
Field Sample #: X/Y14(1.5-2)-1.
Sampled: 9/16/2020 12:59
Sample ID: 20I0847-11
Sample Matrix: Soil

Polychlorinated Biphenyls with 3540 Soxhlet Extraction

Analyte	Results	RL	Units	Dilution	Flag/Qual	Method	Date Prepared	Date/Time Analyzed	Analyst
Aroclor-1016 [1]	ND	0.087	mg/Kg dry	4		SW-846 8082A	9/18/20	9/22/20 23:15	TG
Aroclor-1221 [1]	ND	0.087	mg/Kg dry	4		SW-846 8082A	9/18/20	9/22/20 23:15	TG
Aroclor-1232 [1]	ND	0.087	mg/Kg dry	4		SW-846 8082A	9/18/20	9/22/20 23:15	TG
Aroclor-1242 [1]	ND	0.087	mg/Kg dry	4		SW-846 8082A	9/18/20	9/22/20 23:15	TG
Aroclor-1248 [2]	0.17	0.087	mg/Kg dry	4		SW-846 8082A	9/18/20	9/22/20 23:15	TG
Aroclor-1254 [1]	ND	0.087	mg/Kg dry	4		SW-846 8082A	9/18/20	9/22/20 23:15	TG
Aroclor-1260 [1]	ND	0.087	mg/Kg dry	4		SW-846 8082A	9/18/20	9/22/20 23:15	TG
Aroclor-1262 [1]	ND	0.087	mg/Kg dry	4		SW-846 8082A	9/18/20	9/22/20 23:15	TG
Aroclor-1268 [1]	ND	0.087	mg/Kg dry	4		SW-846 8082A	9/18/20	9/22/20 23:15	TG

Surrogates	% Recovery	Recovery Limits	Flag/Qual	
Decachlorobiphenyl [1]	84.0	30-150		9/22/20 23:15
Decachlorobiphenyl [2]	90.3	30-150		9/22/20 23:15
Tetrachloro-m-xylene [1]	81.8	30-150		9/22/20 23:15
Tetrachloro-m-xylene [2]	89.8	30-150		9/22/20 23:15

con-test® ANALYTICAL LABORATORY
39 Spruce Street * East Longmeadow, MA 01028 * FAX 413/525-6405 * TEL. 413/525-2332

Project Location: Greenwich, CT
Sample Description:
Work Order: 20I0847
Date Received: 9/16/2020
Field Sample #: X/Y14(1.5-2)-1.
Sampled: 9/16/2020 12:59
Sample ID: 20I0847-11
Sample Matrix: Soil

Petroleum Hydrocarbons Analyses

Analyte	Results	RL	Units	Dilution	Flag/Qual	Method	Date Prepared	Date/Time Analyzed	Analyst
CT ETPH	ND	11	mg/Kg dry	1		CTDEP ETPH	9/19/20	9/22/20 1:52	RDD

Surrogates	% Recovery	Recovery Limits	Flag/Qual	
2-Fluorobiphenyl	67.4	50-150		9/22/20 1:52

con-test® ANALYTICAL LABORATORY
39 Spruce Street * East Longmeadow, MA 01028 * FAX 413/525-6405 * TEL. 413/525-2332

Project Location: Greenwich, CT
Sample Description:
Work Order: 20I0847
Date Received: 9/16/2020
Field Sample #: X/Y14(1.5-2)-1.
Sampled: 9/16/2020 12:59
Sample ID: 20I0847-11
Sample Matrix: Soil

Metals Analyses (Total)

Analyte	Results	RL	Units	Dilution	Flag/Qual	Method	Date Prepared	Date/Time Analyzed	Analyst
Lead	24	0.57	mg/Kg dry	1		SW-846 6010D	9/17/20	9/18/20 14:00	MJH

con-test® ANALYTICAL LABORATORY

39 Spruce Street * East Longmeadow, MA 01028 * FAX 413/525-6405 * TEL. 413/525-2332

Project Location: Greenwich, CT
Sample Description:
Work Order: 20I0847

Date Received: 9/16/2020

Field Sample #: X/Y14(1.5-2)-1.
Sampled: 9/16/2020 12:59

Sample ID: 20I0847-11

Sample Matrix: Soil

Conventional Chemistry Parameters by EPA/APHA/SW-846 Methods (Total)

Analyte	Results	RL	Units	Dilution	Flag/Qual	Method	Date Prepared	Date/Time Analyzed	Analyst
% Solids	87.5		% Wt	1		SM 2540G	9/20/20	9/21/20 8:23	JS

con-test® ANALYTICAL LABORATORY
39 Spruce Street * East Longmeadow, MA 01028 * FAX 413/525-6405 * TEL. 413/525-2332

Project Location: Greenwich, CT
Sample Description:
Work Order: 20I0847
Date Received: 9/16/2020
Field Sample #: W15(1.5-2)-1
Sampled: 9/16/2020 12:40
Sample ID: 20I0847-12
Sample Matrix: Soil

Polychlorinated Biphenyls with 3540 Soxhlet Extraction

Analyte	Results	RL	Units	Dilution	Flag/Qual	Method	Date Prepared	Date/Time Analyzed	Analyst
Aroclor-1016 [1]	ND	0.084	mg/Kg dry	4		SW-846 8082A	9/18/20	9/22/20 23:33	TG
Aroclor-1221 [1]	ND	0.084	mg/Kg dry	4		SW-846 8082A	9/18/20	9/22/20 23:33	TG
Aroclor-1232 [1]	ND	0.084	mg/Kg dry	4		SW-846 8082A	9/18/20	9/22/20 23:33	TG
Aroclor-1242 [1]	ND	0.084	mg/Kg dry	4		SW-846 8082A	9/18/20	9/22/20 23:33	TG
Aroclor-1248 [2]	0.24	0.084	mg/Kg dry	4		SW-846 8082A	9/18/20	9/22/20 23:33	TG
Aroclor-1254 [1]	ND	0.084	mg/Kg dry	4		SW-846 8082A	9/18/20	9/22/20 23:33	TG
Aroclor-1260 [1]	ND	0.084	mg/Kg dry	4		SW-846 8082A	9/18/20	9/22/20 23:33	TG
Aroclor-1262 [1]	ND	0.084	mg/Kg dry	4		SW-846 8082A	9/18/20	9/22/20 23:33	TG
Aroclor-1268 [1]	ND	0.084	mg/Kg dry	4		SW-846 8082A	9/18/20	9/22/20 23:33	TG

Surrogates	% Recovery	Recovery Limits	Flag/Qual	
Decachlorobiphenyl [1]	82.0	30-150		9/22/20 23:33
Decachlorobiphenyl [2]	89.1	30-150		9/22/20 23:33
Tetrachloro-m-xylene [1]	86.7	30-150		9/22/20 23:33
Tetrachloro-m-xylene [2]	94.4	30-150		9/22/20 23:33

con-test® ANALYTICAL LABORATORY
39 Spruce Street * East Longmeadow, MA 01028 * FAX 413/525-6405 * TEL. 413/525-2332

Project Location: Greenwich, CT
Sample Description:
Work Order: 20I0847
Date Received: 9/16/2020
Field Sample #: W15(1.5-2)-1
Sampled: 9/16/2020 12:40
Sample ID: 20I0847-12
Sample Matrix: Soil

Metals Analyses (Total)

Analyte	Results	RL	Units	Dilution	Flag/Qual	Method	Date Prepared	Date/Time Analyzed	Analyst
Lead	37	0.55	mg/Kg dry	1		SW-846 6010D	9/21/20	9/21/20 18:30	ICP

con-test® ANALYTICAL LABORATORY

39 Spruce Street * East Longmeadow, MA 01028 * FAX 413/525-6405 * TEL. 413/525-2332

Project Location: Greenwich, CT
Sample Description:
Work Order: 20I0847

Date Received: 9/16/2020

Field Sample #: W15(1.5-2)-1
Sampled: 9/16/2020 12:40

Sample ID: 20I0847-12

Sample Matrix: Soil

Conventional Chemistry Parameters by EPA/APHA/SW-846 Methods (Total)

Analyte	Results	RL	Units	Dilution	Flag/Qual	Method	Date Prepared	Date/Time Analyzed	Analyst
% Solids	91.5		% Wt	1		SM 2540G	9/20/20	9/21/20 8:23	JS

con-test® ANALYTICAL LABORATORY
39 Spruce Street * East Longmeadow, MA 01028 * FAX 413/525-6405 * TEL. 413/525-2332

Project Location: Greenwich, CT
Sample Description:
Work Order: 20I0847
Date Received: 9/16/2020
Field Sample #: U16-Sb368 (1.5-2)-1
Sampled: 9/16/2020 13:15
Sample ID: 20I0847-13
Sample Matrix: Soil

Polychlorinated Biphenyls with 3540 Soxhlet Extraction

Analyte	Results	RL	Units	Dilution	Flag/Qual	Method	Date Prepared	Date/Time Analyzed	Analyst
Aroclor-1016 [1]	ND	1.7	mg/Kg dry	80		SW-846 8082A	9/18/20	9/23/20 11:08	TG
Aroclor-1221 [1]	ND	1.7	mg/Kg dry	80		SW-846 8082A	9/18/20	9/23/20 11:08	TG
Aroclor-1232 [1]	ND	1.7	mg/Kg dry	80		SW-846 8082A	9/18/20	9/23/20 11:08	TG
Aroclor-1242 [1]	ND	1.7	mg/Kg dry	80		SW-846 8082A	9/18/20	9/23/20 11:08	TG
Aroclor-1248 [2]	6.2	1.7	mg/Kg dry	80		SW-846 8082A	9/18/20	9/23/20 11:08	TG
Aroclor-1254 [1]	ND	1.7	mg/Kg dry	80		SW-846 8082A	9/18/20	9/23/20 11:08	TG
Aroclor-1260 [1]	ND	1.7	mg/Kg dry	80		SW-846 8082A	9/18/20	9/23/20 11:08	TG
Aroclor-1262 [1]	ND	1.7	mg/Kg dry	80		SW-846 8082A	9/18/20	9/23/20 11:08	TG
Aroclor-1268 [1]	ND	1.7	mg/Kg dry	80		SW-846 8082A	9/18/20	9/23/20 11:08	TG

Surrogates	% Recovery	Recovery Limits	Flag/Qual	
Decachlorobiphenyl [1]	*	30-150	S-01	9/23/20 11:08
Decachlorobiphenyl [2]	*	30-150	S-01	9/23/20 11:08
Tetrachloro-m-xylene [1]	*	30-150	S-01	9/23/20 11:08
Tetrachloro-m-xylene [2]	*	30-150	S-01	9/23/20 11:08

con-test® ANALYTICAL LABORATORY
39 Spruce Street * East Longmeadow, MA 01028 * FAX 413/525-6405 * TEL. 413/525-2332

Project Location: Greenwich, CT
Sample Description:
Work Order: 20I0847
Date Received: 9/16/2020
Field Sample #: U16-Sb368 (1.5-2)-1
Sampled: 9/16/2020 13:15
Sample ID: 20I0847-13
Sample Matrix: Soil

Metals Analyses (Total)

Analyte	Results	RL	Units	Dilution	Flag/Qual	Method	Date Prepared	Date/Time Analyzed	Analyst
Lead	31	0.54	mg/Kg dry	1		SW-846 6010D	9/17/20	9/18/20 14:04	MJH

con-test® ANALYTICAL LABORATORY
39 Spruce Street * East Longmeadow, MA 01028 * FAX 413/525-6405 * TEL. 413/525-2332

Project Location: Greenwich, CT
Sample Description:
Work Order: 20I0847
Date Received: 9/16/2020
Field Sample #: U16-Sb368 (1.5-2)-1
Sampled: 9/16/2020 13:15
Sample ID: 20I0847-13
Sample Matrix: Soil

Conventional Chemistry Parameters by EPA/APHA/SW-846 Methods (Total)

Analyte	Results	RL	Units	Dilution	Flag/Qual	Method	Date Prepared	Date/Time Analyzed	Analyst
% Solids	92.1		% Wt	1		SM 2540G	9/20/20	9/21/20 8:23	JS

con-test® ANALYTICAL LABORATORY

39 Spruce Street * East Longmeadow, MA 01028 * FAX 413/525-6405 * TEL. 413/525-2332

Project Location: Greenwich, CT
Sample Description:
Work Order: 20I0847

Date Received: 9/16/2020

Field Sample #: T15-SB365 (1.5-2)-1
Sampled: 9/16/2020 13:20

Sample ID: 20I0847-14

Sample Matrix: Soil

Polychlorinated Biphenyls with 3540 Soxhlet Extraction

Analyte	Results	RL	Units	Dilution	Flag/Qual	Method	Date Prepared	Date/Time Analyzed	Analyst
Aroclor-1016 [1]	ND	3.3	mg/Kg dry	160		SW-846 8082A	9/18/20	9/23/20 11:26	TG
Aroclor-1221 [1]	ND	3.3	mg/Kg dry	160		SW-846 8082A	9/18/20	9/23/20 11:26	TG
Aroclor-1232 [1]	ND	3.3	mg/Kg dry	160		SW-846 8082A	9/18/20	9/23/20 11:26	TG
Aroclor-1242 [1]	ND	3.3	mg/Kg dry	160		SW-846 8082A	9/18/20	9/23/20 11:26	TG
Aroclor-1248 [2]	7.6	3.3	mg/Kg dry	160		SW-846 8082A	9/18/20	9/23/20 11:26	TG
Aroclor-1254 [1]	ND	3.3	mg/Kg dry	160		SW-846 8082A	9/18/20	9/23/20 11:26	TG
Aroclor-1260 [1]	ND	3.3	mg/Kg dry	160		SW-846 8082A	9/18/20	9/23/20 11:26	TG
Aroclor-1262 [1]	ND	3.3	mg/Kg dry	160		SW-846 8082A	9/18/20	9/23/20 11:26	TG
Aroclor-1268 [1]	ND	3.3	mg/Kg dry	160		SW-846 8082A	9/18/20	9/23/20 11:26	TG

Surrogates	% Recovery	Recovery Limits	Flag/Qual	
Decachlorobiphenyl [1]	*	30-150	S-01	9/23/20 11:26
Decachlorobiphenyl [2]	*	30-150	S-01	9/23/20 11:26
Tetrachloro-m-xylene [1]	*	30-150	S-01	9/23/20 11:26
Tetrachloro-m-xylene [2]	*	30-150	S-01	9/23/20 11:26

con-test® ANALYTICAL LABORATORY

39 Spruce Street * East Longmeadow, MA 01028 * FAX 413/525-6405 * TEL. 413/525-2332

Project Location: Greenwich, CT
Sample Description:
Work Order: 20I0847

Date Received: 9/16/2020

Field Sample #: T15-SB365 (1.5-2)-1
Sampled: 9/16/2020 13:20

Sample ID: 20I0847-14

Sample Matrix: Soil

Conventional Chemistry Parameters by EPA/APHA/SW-846 Methods (Total)

Analyte	Results	RL	Units	Dilution	Flag/Qual	Method	Date Prepared	Date/Time Analyzed	Analyst
% Solids	90.9		% Wt	1		SM 2540G	9/20/20	9/21/20 8:23	JS

con-test® ANALYTICAL LABORATORY

39 Spruce Street * East Longmeadow, MA 01028 * FAX 413/525-6405 * TEL. 413/525-2332

Sample Extraction Data

Prep Method: SW-846 3546 **Analytical Method: CTDEP ETPH**

Lab Number [Field ID]	Batch	Initial [g]	Final [mL]	Date
20I0847-07 [U11-SB421 (1.5-2)-1]	B266861	30.1	1.00	09/19/20
20I0847-09 [U14-SB329 (1.5-2)-1]	B266861	30.0	1.00	09/19/20
20I0847-11 [X/Y14(1.5-2)-1.]	B266861	30.1	1.00	09/19/20

Prep Method: % Solids **Analytical Method: SM 2540G**

Lab Number [Field ID]	Batch	Date
20I0847-11 [X/Y14(1.5-2)-1.]	B266877	09/20/20
20I0847-12 [W15(1.5-2)-1]	B266877	09/20/20
20I0847-13 [U16-Sb368 (1.5-2)-1]	B266877	09/20/20
20I0847-14 [T15-SB365 (1.5-2)-1]	B266877	09/20/20

Prep Method: % Solids **Analytical Method: SM 2540G**

Lab Number [Field ID]	Batch	Date
20I0847-01 [S9-SB236 (1.5-2)-1]	B266948	09/21/20
20I0847-02 [Q10-SB411 (1.5-2)-1]	B266948	09/21/20
20I0847-03 [V9-SB234 (1-2)-1]	B266948	09/21/20
20I0847-04 [S13 (1.5-2)-1]	B266948	09/21/20
20I0847-05 [S14-SB331 (1.5-2)-1]	B266948	09/21/20
20I0847-06 [T14-SB330 (1.5-2)-1]	B266948	09/21/20
20I0847-07 [U11-SB421 (1.5-2)-1]	B266948	09/21/20
20I0847-08 [X9 (1.5-2)-1]	B266948	09/21/20
20I0847-09 [U14-SB329 (1.5-2)-1]	B266948	09/21/20

Prep Method: SW-846 3050B **Analytical Method: SW-846 6010D**

Lab Number [Field ID]	Batch	Initial [g]	Final [mL]	Date
20I0847-01 [S9-SB236 (1.5-2)-1]	B266725	1.49	50.0	09/17/20
20I0847-03 [V9-SB234 (1-2)-1]	B266725	1.49	50.0	09/17/20
20I0847-04 [S13 (1.5-2)-1]	B266725	1.56	50.0	09/17/20
20I0847-05 [S14-SB331 (1.5-2)-1]	B266725	1.49	50.0	09/17/20
20I0847-06 [T14-SB330 (1.5-2)-1]	B266725	1.51	50.0	09/17/20
20I0847-07 [U11-SB421 (1.5-2)-1]	B266725	1.55	50.0	09/17/20
20I0847-11 [X/Y14(1.5-2)-1.]	B266725	1.50	50.0	09/17/20
20I0847-13 [U16-Sb368 (1.5-2)-1]	B266725	1.50	50.0	09/17/20

Prep Method: SW-846 3051 **Analytical Method: SW-846 6010D**

Lab Number [Field ID]	Batch	Initial [g]	Final [mL]	Date
20I0847-12 [W15(1.5-2)-1]	B266938	1.50	50.0	09/21/20

Prep Method: SW-846 3540C **Analytical Method: SW-846 8082A**

Lab Number [Field ID]	Batch	Initial [g]	Final [mL]	Date
20I0847-04 [S13 (1.5-2)-1]	B266840	10.3	10.0	09/18/20
20I0847-05 [S14-SB331 (1.5-2)-1]	B266840	10.7	10.0	09/18/20
20I0847-06 [T14-SB330 (1.5-2)-1]	B266840	10.3	10.0	09/18/20
20I0847-07 [U11-SB421 (1.5-2)-1]	B266840	10.9	10.0	09/18/20

con-test® ANALYTICAL LABORATORY

39 Spruce Street * East Longmeadow, MA 01028 * FAX 413/525-6405 * TEL. 413/525-2332

Sample Extraction Data

Prep Method: SW-846 3540C **Analytical Method: SW-846 8082A**

Lab Number [Field ID]	Batch	Initial [g]	Final [mL]	Date
20I0847-08 [X9 (1.5-2)-1]	B266840	10.2	10.0	09/18/20
20I0847-09 [U14-SB329 (1.5-2)-1]	B266840	10.8	10.0	09/18/20
20I0847-11 [X/Y14(1.5-2)-1.]	B266840	10.5	10.0	09/18/20
20I0847-12 [W15(1.5-2)-1]	B266840	10.4	10.0	09/18/20
20I0847-13 [U16-Sb368 (1.5-2)-1]	B266840	10.3	10.0	09/18/20
20I0847-14 [T15-SB365 (1.5-2)-1]	B266840	10.6	10.0	09/18/20

Prep Method: SW-846 5035 **Analytical Method: SW-846 8260C-D**

Lab Number [Field ID]	Batch	Initial [g]	Final [mL]	Date
20I0847-03 [V9-SB234 (1-2)-1]	B266671	7.95	10.0	09/17/20
20I0847-10 [Trip Blank-01]	B266671	5.00	10.0	09/17/20

Prep Method: SW-846 3546 **Analytical Method: SW-846 8270D-E**

Lab Number [Field ID]	Batch	Initial [g]	Final [mL]	Date
20I0847-02 [Q10-SB411 (1.5-2)-1]	B266855	30.0	1.00	09/19/20
20I0847-09 [U14-SB329 (1.5-2)-1]	B266855	30.0	1.00	09/19/20
20I0847-11 [X/Y14(1.5-2)-1.]	B266855	30.1	1.00	09/19/20

con-test® ANALYTICAL LABORATORY

39 Spruce Street * East Longmeadow, MA 01028 * FAX 413/525-6405 * TEL. 413/525-2332

QUALITY CONTROL

Volatile Organic Compounds by GC/MS - Quality Control

Analyte	Result	Reporting Limit	Units	Spike Level	Source Result	%REC	%REC Limits	RPD	RPD Limit	Notes
Batch B266671 - SW-846 5035										
Blank (B266671-BLK1)				Prepared & Analyzed: 09/17/20						
Acetone	ND	0.10	mg/Kg wet							
Acrylonitrile	ND	0.0060	mg/Kg wet							
Benzene	ND	0.0020	mg/Kg wet							
Bromobenzene	ND	0.0020	mg/Kg wet							
Bromodichloromethane	ND	0.0020	mg/Kg wet							
Bromoform	ND	0.0020	mg/Kg wet							
Bromomethane	ND	0.010	mg/Kg wet							V-34
2-Butanone (MEK)	ND	0.040	mg/Kg wet							
n-Butylbenzene	ND	0.0020	mg/Kg wet							V-05
sec-Butylbenzene	ND	0.0020	mg/Kg wet							
tert-Butylbenzene	ND	0.0020	mg/Kg wet							
Carbon Disulfide	ND	0.0060	mg/Kg wet							
Carbon Tetrachloride	ND	0.0020	mg/Kg wet							
Chlorobenzene	ND	0.0020	mg/Kg wet							
Chlorodibromomethane	ND	0.0010	mg/Kg wet							
Chloroethane	ND	0.020	mg/Kg wet							
Chloroform	ND	0.0040	mg/Kg wet							
Chloromethane	ND	0.010	mg/Kg wet							
2-Chlorotoluene	ND	0.0020	mg/Kg wet							
4-Chlorotoluene	ND	0.0020	mg/Kg wet							
1,2-Dibromo-3-chloropropane (DBCP)	ND	0.0020	mg/Kg wet							
1,2-Dibromoethane (EDB)	ND	0.0010	mg/Kg wet							
Dibromomethane	ND	0.0020	mg/Kg wet							
1,2-Dichlorobenzene	ND	0.0020	mg/Kg wet							
1,3-Dichlorobenzene	ND	0.0020	mg/Kg wet							
1,4-Dichlorobenzene	ND	0.0020	mg/Kg wet							
trans-1,4-Dichloro-2-butene	ND	0.0040	mg/Kg wet							
Dichlorodifluoromethane (Freon 12)	ND	0.020	mg/Kg wet							V-05
1,1-Dichloroethane	ND	0.0020	mg/Kg wet							
1,2-Dichloroethane	ND	0.0020	mg/Kg wet							
1,1-Dichloroethylene	ND	0.0040	mg/Kg wet							
cis-1,2-Dichloroethylene	ND	0.0020	mg/Kg wet							
trans-1,2-Dichloroethylene	ND	0.0020	mg/Kg wet							
1,2-Dichloropropane	ND	0.0020	mg/Kg wet							
1,3-Dichloropropane	ND	0.0010	mg/Kg wet							
2,2-Dichloropropane	ND	0.0020	mg/Kg wet							
1,1-Dichloropropene	ND	0.0020	mg/Kg wet							
cis-1,3-Dichloropropene	ND	0.0010	mg/Kg wet							
trans-1,3-Dichloropropene	ND	0.0010	mg/Kg wet							
Ethylbenzene	ND	0.0020	mg/Kg wet							
Hexachlorobutadiene	ND	0.0020	mg/Kg wet							
2-Hexanone (MBK)	ND	0.020	mg/Kg wet							
Isopropylbenzene (Cumene)	ND	0.0020	mg/Kg wet							
p-Isopropyltoluene (p-Cymene)	ND	0.0020	mg/Kg wet							
Methyl tert-Butyl Ether (MTBE)	ND	0.0040	mg/Kg wet							
Methylene Chloride	ND	0.020	mg/Kg wet							
4-Methyl-2-pentanone (MIBK)	ND	0.020	mg/Kg wet							
Naphthalene	ND	0.0040	mg/Kg wet							
n-Propylbenzene	ND	0.0020	mg/Kg wet							
Styrene	ND	0.0020	mg/Kg wet							
1,1,1,2-Tetrachloroethane	ND	0.0020	mg/Kg wet							
1,1,2,2-Tetrachloroethane	ND	0.0010	mg/Kg wet							

con-test® ANALYTICAL LABORATORY

39 Spruce Street * East Longmeadow, MA 01028 * FAX 413/525-6405 * TEL. 413/525-2332

QUALITY CONTROL

Volatile Organic Compounds by GC/MS - Quality Control

Analyte	Result	Reporting Limit	Units	Spike Level	Source Result	%REC	%REC Limits	RPD	RPD Limit	Notes
Batch B266671 - SW-846 5035										
Blank (B266671-BLK1)				Prepared & Analyzed: 09/17/20						
Tetrachloroethylene	ND	0.0020	mg/Kg wet							
Tetrahydrofuran	ND	0.010	mg/Kg wet							
Toluene	ND	0.0020	mg/Kg wet							
1,2,3-Trichlorobenzene	ND	0.0020	mg/Kg wet							
1,2,4-Trichlorobenzene	ND	0.0020	mg/Kg wet							
1,1,1-Trichloroethane	ND	0.0020	mg/Kg wet							
1,1,2-Trichloroethane	ND	0.0020	mg/Kg wet							
Trichloroethylene	ND	0.0020	mg/Kg wet							
Trichlorofluoromethane (Freon 11)	ND	0.010	mg/Kg wet							
1,2,3-Trichloropropane	ND	0.0020	mg/Kg wet							
1,1,2-Trichloro-1,2,2-trifluoroethane (Freon 113)	ND	0.010	mg/Kg wet							
1,2,4-Trimethylbenzene	ND	0.0020	mg/Kg wet							
1,3,5-Trimethylbenzene	ND	0.0020	mg/Kg wet							
Vinyl Chloride	ND	0.010	mg/Kg wet							
m+p Xylene	ND	0.0040	mg/Kg wet							
o-Xylene	ND	0.0020	mg/Kg wet							
Surrogate: 1,2-Dichloroethane-d4	*0.0528*		mg/Kg wet	0.0500		106	70-130			
Surrogate: Toluene-d8	*0.0495*		mg/Kg wet	0.0500		99.0	70-130			
Surrogate: 4-Bromofluorobenzene	*0.0538*		mg/Kg wet	0.0500		108	70-130			
LCS (B266671-BS1)				Prepared & Analyzed: 09/17/20						
Acetone	0.174	0.10	mg/Kg wet	0.200		87.1	40-160			
Acrylonitrile	0.0223	0.0060	mg/Kg wet	0.0200		111	70-130			
Benzene	0.0206	0.0020	mg/Kg wet	0.0200		103	70-130			
Bromobenzene	0.0171	0.0020	mg/Kg wet	0.0200		85.3	70-130			
Bromodichloromethane	0.0199	0.0020	mg/Kg wet	0.0200		99.5	70-130			
Bromoform	0.0179	0.0020	mg/Kg wet	0.0200		89.5	70-130			
Bromomethane	0.0162	0.010	mg/Kg wet	0.0200		81.0	40-160			V-34
2-Butanone (MEK)	0.232	0.040	mg/Kg wet	0.200		116	40-160			
n-Butylbenzene	0.0148	0.0020	mg/Kg wet	0.0200		74.2	70-130			V-05
sec-Butylbenzene	0.0157	0.0020	mg/Kg wet	0.0200		78.4	70-130			
tert-Butylbenzene	0.0160	0.0020	mg/Kg wet	0.0200		80.0	70-130			
Carbon Disulfide	0.166	0.0060	mg/Kg wet	0.200		82.9	70-130			
Carbon Tetrachloride	0.0206	0.0020	mg/Kg wet	0.0200		103	70-130			
Chlorobenzene	0.0179	0.0020	mg/Kg wet	0.0200		89.7	70-130			
Chlorodibromomethane	0.0209	0.0010	mg/Kg wet	0.0200		104	40-160			
Chloroethane	0.0176	0.020	mg/Kg wet	0.0200		87.8	70-130			
Chloroform	0.0210	0.0040	mg/Kg wet	0.0200		105	70-130			
Chloromethane	0.0191	0.010	mg/Kg wet	0.0200		95.7	40-160			
2-Chlorotoluene	0.0170	0.0020	mg/Kg wet	0.0200		84.8	70-130			
4-Chlorotoluene	0.0172	0.0020	mg/Kg wet	0.0200		85.9	70-130			
1,2-Dibromo-3-chloropropane (DBCP)	0.0149	0.0020	mg/Kg wet	0.0200		74.5	70-130			
1,2-Dibromoethane (EDB)	0.0195	0.0010	mg/Kg wet	0.0200		97.6	70-130			
Dibromomethane	0.0182	0.0020	mg/Kg wet	0.0200		91.1	70-130			
1,2-Dichlorobenzene	0.0167	0.0020	mg/Kg wet	0.0200		83.6	70-130			
1,3-Dichlorobenzene	0.0165	0.0020	mg/Kg wet	0.0200		82.6	70-130			
1,4-Dichlorobenzene	0.0166	0.0020	mg/Kg wet	0.0200		82.8	70-130			
trans-1,4-Dichloro-2-butene	0.0177	0.0040	mg/Kg wet	0.0200		88.6	70-130			
Dichlorodifluoromethane (Freon 12)	0.0147	0.020	mg/Kg wet	0.0200		73.3	40-160			V-05, V-36
1,1-Dichloroethane	0.0206	0.0020	mg/Kg wet	0.0200		103	70-130			
1,2-Dichloroethane	0.0206	0.0020	mg/Kg wet	0.0200		103	70-130			
1,1-Dichloroethylene	0.0172	0.0040	mg/Kg wet	0.0200		85.9	70-130			

con-test® ANALYTICAL LABORATORY

39 Spruce Street * East Longmeadow, MA 01028 * FAX 413/525-6405 * TEL. 413/525-2332

QUALITY CONTROL

Volatile Organic Compounds by GC/MS - Quality Control

Analyte	Result	Reporting Limit	Units	Spike Level	Source Result	%REC	%REC Limits	RPD	RPD Limit	Notes
Batch B266671 - SW-846 5035										
LCS (B266671-BS1)				Prepared & Analyzed: 09/17/20						
cis-1,2-Dichloroethylene	0.0221	0.0020	mg/Kg wet	0.0200		111	70-130			
trans-1,2-Dichloroethylene	0.0209	0.0020	mg/Kg wet	0.0200		105	70-130			
1,2-Dichloropropane	0.0204	0.0020	mg/Kg wet	0.0200		102	70-130			
1,3-Dichloropropane	0.0197	0.0010	mg/Kg wet	0.0200		98.4	70-130			
2,2-Dichloropropane	0.0185	0.0020	mg/Kg wet	0.0200		92.4	70-130			
1,1-Dichloropropene	0.0205	0.0020	mg/Kg wet	0.0200		102	70-130			
cis-1,3-Dichloropropene	0.0191	0.0010	mg/Kg wet	0.0200		95.4	70-130			
trans-1,3-Dichloropropene	0.0193	0.0010	mg/Kg wet	0.0200		96.3	70-130			
Ethylbenzene	0.0169	0.0020	mg/Kg wet	0.0200		84.7	70-130			
Hexachlorobutadiene	0.0160	0.0020	mg/Kg wet	0.0200		80.2	40-160			
2-Hexanone (MBK)	0.214	0.020	mg/Kg wet	0.200		107	70-130			
Isopropylbenzene (Cumene)	0.0176	0.0020	mg/Kg wet	0.0200		88.2	70-130			
p-Isopropyltoluene (p-Cymene)	0.0160	0.0020	mg/Kg wet	0.0200		79.9	70-130			
Methyl tert-Butyl Ether (MTBE)	0.0208	0.0040	mg/Kg wet	0.0200		104	70-130			
Methylene Chloride	0.0233	0.020	mg/Kg wet	0.0200		116	70-130			
4-Methyl-2-pentanone (MIBK)	0.218	0.020	mg/Kg wet	0.200		109	40-160			
Naphthalene	0.0165	0.0040	mg/Kg wet	0.0200		82.7	70-130			
n-Propylbenzene	0.0168	0.0020	mg/Kg wet	0.0200		84.1	70-130			
Styrene	0.0175	0.0020	mg/Kg wet	0.0200		87.5	70-130			
1,1,1,2-Tetrachloroethane	0.0180	0.0020	mg/Kg wet	0.0200		90.1	70-130			
1,1,2,2-Tetrachloroethane	0.0171	0.0010	mg/Kg wet	0.0200		85.4	70-130			
Tetrachloroethylene	0.0210	0.0020	mg/Kg wet	0.0200		105	70-130			
Tetrahydrofuran	0.0241	0.010	mg/Kg wet	0.0200		121	70-130			V-20
Toluene	0.0185	0.0020	mg/Kg wet	0.0200		92.5	70-130			
1,2,3-Trichlorobenzene	0.0169	0.0020	mg/Kg wet	0.0200		84.6	70-130			
1,2,4-Trichlorobenzene	0.0169	0.0020	mg/Kg wet	0.0200		84.5	70-130			
1,1,1-Trichloroethane	0.0211	0.0020	mg/Kg wet	0.0200		106	70-130			
1,1,2-Trichloroethane	0.0197	0.0020	mg/Kg wet	0.0200		98.7	70-130			
Trichloroethylene	0.0193	0.0020	mg/Kg wet	0.0200		96.5	70-130			
Trichlorofluoromethane (Freon 11)	0.0158	0.010	mg/Kg wet	0.0200		79.0	40-160			
1,2,3-Trichloropropane	0.0171	0.0020	mg/Kg wet	0.0200		85.6	70-130			
1,1,2-Trichloro-1,2,2-trifluoroethane (Freon 113)	0.0171	0.010	mg/Kg wet	0.0200		85.7	70-130			
1,2,4-Trimethylbenzene	0.0156	0.0020	mg/Kg wet	0.0200		78.1	70-130			
1,3,5-Trimethylbenzene	0.0174	0.0020	mg/Kg wet	0.0200		86.9	70-130			
Vinyl Chloride	0.0168	0.010	mg/Kg wet	0.0200		83.8	70-130			
m+p Xylene	0.0340	0.0040	mg/Kg wet	0.0400		85.1	70-130			
o-Xylene	0.0168	0.0020	mg/Kg wet	0.0200		84.1	70-130			
Surrogate: 1,2-Dichloroethane-d4	*0.0505*		mg/Kg wet	0.0500		101	70-130			
Surrogate: Toluene-d8	*0.0502*		mg/Kg wet	0.0500		100	70-130			
Surrogate: 4-Bromofluorobenzene	*0.0518*		mg/Kg wet	0.0500		104	70-130			

con-test® ANALYTICAL LABORATORY

39 Spruce Street * East Longmeadow, MA 01028 * FAX 413/525-6405 * TEL. 413/525-2332

QUALITY CONTROL

Semivolatile Organic Compounds by GC/MS - Quality Control

Analyte	Result	Reporting Limit	Units	Spike Level	Source Result	%REC	%REC Limits	RPD	RPD Limit	Notes
Batch B266855 - SW-846 3546										
Blank (B266855-BLK1)				Prepared: 09/19/20 Analyzed: 09/21/20						
Acenaphthene	ND	0.17	mg/Kg wet							
Acenaphthylene	ND	0.17	mg/Kg wet							
Anthracene	ND	0.17	mg/Kg wet							
Benzo(a)anthracene	ND	0.17	mg/Kg wet							
Benzo(a)pyrene	ND	0.17	mg/Kg wet							
Benzo(b)fluoranthene	ND	0.17	mg/Kg wet							
Benzo(g,h,i)perylene	ND	0.17	mg/Kg wet							
Benzo(k)fluoranthene	ND	0.17	mg/Kg wet							
Chrysene	ND	0.17	mg/Kg wet							
Dibenz(a,h)anthracene	ND	0.17	mg/Kg wet							
Fluoranthene	ND	0.17	mg/Kg wet							
Fluorene	ND	0.17	mg/Kg wet							
Indeno(1,2,3-cd)pyrene	ND	0.17	mg/Kg wet							
2-Methylnaphthalene	ND	0.17	mg/Kg wet							
Naphthalene	ND	0.17	mg/Kg wet							
Phenanthrene	ND	0.17	mg/Kg wet							
Pyrene	ND	0.17	mg/Kg wet							
Surrogate: Nitrobenzene-d5	*2.85*		mg/Kg wet	3.33		85.4	30-130			
Surrogate: 2-Fluorobiphenyl	*3.00*		mg/Kg wet	3.33		90.1	30-130			
Surrogate: p-Terphenyl-d14	*3.48*		mg/Kg wet	3.33		104	30-130			
LCS (B266855-BS1)				Prepared: 09/19/20 Analyzed: 09/21/20						
Acenaphthene	1.32	0.17	mg/Kg wet	1.67		79.1	40-140			
Acenaphthylene	1.38	0.17	mg/Kg wet	1.67		82.6	40-140			
Anthracene	1.36	0.17	mg/Kg wet	1.67		81.6	40-140			
Benzo(a)anthracene	1.30	0.17	mg/Kg wet	1.67		78.1	40-140			
Benzo(a)pyrene	1.29	0.17	mg/Kg wet	1.67		77.4	40-140			
Benzo(b)fluoranthene	1.33	0.17	mg/Kg wet	1.67		79.9	40-140			
Benzo(g,h,i)perylene	1.57	0.17	mg/Kg wet	1.67		94.2	40-140			
Benzo(k)fluoranthene	1.29	0.17	mg/Kg wet	1.67		77.4	40-140			
Chrysene	1.32	0.17	mg/Kg wet	1.67		79.2	40-140			
Dibenz(a,h)anthracene	1.48	0.17	mg/Kg wet	1.67		88.9	40-140			
Fluoranthene	1.21	0.17	mg/Kg wet	1.67		72.6	40-140			
Fluorene	1.34	0.17	mg/Kg wet	1.67		80.4	40-140			
Indeno(1,2,3-cd)pyrene	1.57	0.17	mg/Kg wet	1.67		94.1	40-140			
2-Methylnaphthalene	1.39	0.17	mg/Kg wet	1.67		83.3	40-140			
Naphthalene	1.25	0.17	mg/Kg wet	1.67		75.0	40-140			
Phenanthrene	1.32	0.17	mg/Kg wet	1.67		79.0	40-140			
Pyrene	1.31	0.17	mg/Kg wet	1.67		78.4	40-140			
Surrogate: Nitrobenzene-d5	*2.70*		mg/Kg wet	3.33		81.1	30-130			
Surrogate: 2-Fluorobiphenyl	*2.90*		mg/Kg wet	3.33		87.1	30-130			
Surrogate: p-Terphenyl-d14	*3.24*		mg/Kg wet	3.33		97.2	30-130			

con-test® ANALYTICAL LABORATORY

39 Spruce Street * East Longmeadow, MA 01028 * FAX 413/525-6405 * TEL. 413/525-2332

QUALITY CONTROL

Semivolatile Organic Compounds by GC/MS - Quality Control

Analyte	Result	Reporting Limit	Units	Spike Level	Source Result	%REC	%REC Limits	RPD	RPD Limit	Notes
Batch B266855 - SW-846 3546										
LCS Dup (B266855-BSD1)				Prepared: 09/19/20 Analyzed: 09/21/20						
Acenaphthene	1.26	0.17	mg/Kg wet	1.67		75.6	40-140	4.55	30	
Acenaphthylene	1.31	0.17	mg/Kg wet	1.67		78.8	40-140	4.68	30	
Anthracene	1.32	0.17	mg/Kg wet	1.67		79.1	40-140	3.06	30	
Benzo(a)anthracene	1.24	0.17	mg/Kg wet	1.67		74.5	40-140	4.77	30	
Benzo(a)pyrene	1.22	0.17	mg/Kg wet	1.67		73.5	40-140	5.14	30	
Benzo(b)fluoranthene	1.28	0.17	mg/Kg wet	1.67		76.5	40-140	4.37	30	
Benzo(g,h,i)perylene	1.49	0.17	mg/Kg wet	1.67		89.6	40-140	5.03	30	
Benzo(k)fluoranthene	1.26	0.17	mg/Kg wet	1.67		75.3	40-140	2.65	30	
Chrysene	1.25	0.17	mg/Kg wet	1.67		75.0	40-140	5.50	30	
Dibenz(a,h)anthracene	1.42	0.17	mg/Kg wet	1.67		85.1	40-140	4.28	30	
Fluoranthene	1.22	0.17	mg/Kg wet	1.67		73.1	40-140	0.604	30	
Fluorene	1.29	0.17	mg/Kg wet	1.67		77.6	40-140	3.49	30	
Indeno(1,2,3-cd)pyrene	1.49	0.17	mg/Kg wet	1.67		89.4	40-140	5.15	30	
2-Methylnaphthalene	1.36	0.17	mg/Kg wet	1.67		81.9	40-140	1.79	30	
Naphthalene	1.21	0.17	mg/Kg wet	1.67		72.7	40-140	3.09	30	
Phenanthrene	1.29	0.17	mg/Kg wet	1.67		77.4	40-140	2.05	30	
Pyrene	1.23	0.17	mg/Kg wet	1.67		74.0	40-140	5.88	30	
Surrogate: Nitrobenzene-d5	*2.70*		mg/Kg wet	3.33		81.2	30-130			
Surrogate: 2-Fluorobiphenyl	*2.72*		mg/Kg wet	3.33		81.5	30-130			
Surrogate: p-Terphenyl-d14	*3.04*		mg/Kg wet	3.33		91.3	30-130			
Matrix Spike (B266855-MS1)		**Source: 20I0847-02**		Prepared: 09/19/20 Analyzed: 09/21/20						
Acenaphthene	1.25	0.19	mg/Kg dry	1.84	ND	68.0	40-140			
Acenaphthylene	1.31	0.19	mg/Kg dry	1.84	ND	71.0	40-140			
Anthracene	1.28	0.19	mg/Kg dry	1.84	ND	69.7	40-140			
Benzo(a)anthracene	1.22	0.19	mg/Kg dry	1.84	ND	66.4	40-140			
Benzo(a)pyrene	1.21	0.19	mg/Kg dry	1.84	ND	65.7	40-140			
Benzo(b)fluoranthene	1.23	0.19	mg/Kg dry	1.84	ND	66.7	40-140			
Benzo(g,h,i)perylene	1.43	0.19	mg/Kg dry	1.84	ND	77.6	40-140			
Benzo(k)fluoranthene	1.23	0.19	mg/Kg dry	1.84	ND	66.6	40-140			
Chrysene	1.23	0.19	mg/Kg dry	1.84	ND	66.8	40-140			
Dibenz(a,h)anthracene	1.37	0.19	mg/Kg dry	1.84	ND	74.2	40-140			
Fluoranthene	1.19	0.19	mg/Kg dry	1.84	ND	64.6	40-140			
Fluorene	1.30	0.19	mg/Kg dry	1.84	ND	70.7	40-140			
Indeno(1,2,3-cd)pyrene	1.40	0.19	mg/Kg dry	1.84	ND	76.3	40-140			
2-Methylnaphthalene	1.32	0.19	mg/Kg dry	1.84	ND	71.9	40-140			
Naphthalene	1.19	0.19	mg/Kg dry	1.84	ND	64.8	40-140			
Phenanthrene	1.27	0.19	mg/Kg dry	1.84	ND	69.2	40-140			
Pyrene	1.23	0.19	mg/Kg dry	1.84	ND	66.9	40-140			
Surrogate: Nitrobenzene-d5	*2.54*		mg/Kg dry	3.68		69.0	30-130			
Surrogate: 2-Fluorobiphenyl	*2.74*		mg/Kg dry	3.68		74.6	30-130			
Surrogate: p-Terphenyl-d14	*2.97*		mg/Kg dry	3.68		80.7	30-130			

con-test® ANALYTICAL LABORATORY

39 Spruce Street * East Longmeadow, MA 01028 * FAX 413/525-6405 * TEL. 413/525-2332

QUALITY CONTROL

Semivolatile Organic Compounds by GC/MS - Quality Control

Analyte	Result	Reporting Limit	Units	Spike Level	Source Result	%REC	%REC Limits	RPD	RPD Limit	Notes
Batch B266855 - SW-846 3546										
Matrix Spike Dup (B266855-MSD1)		**Source: 20I0847-02**		Prepared: 09/19/20 Analyzed: 09/21/20						
Acenaphthene	1.26	0.19	mg/Kg dry	1.84	ND	68.5	40-140	0.732	30	
Acenaphthylene	1.32	0.19	mg/Kg dry	1.84	ND	71.9	40-140	1.23	30	
Anthracene	1.31	0.19	mg/Kg dry	1.84	ND	70.9	40-140	1.76	30	
Benzo(a)anthracene	1.28	0.19	mg/Kg dry	1.84	ND	69.8	40-140	4.93	30	
Benzo(a)pyrene	1.26	0.19	mg/Kg dry	1.84	ND	68.7	40-140	4.46	30	
Benzo(b)fluoranthene	1.31	0.19	mg/Kg dry	1.84	ND	71.1	40-140	6.39	30	
Benzo(g,h,i)perylene	1.40	0.19	mg/Kg dry	1.84	ND	76.3	40-140	1.74	30	
Benzo(k)fluoranthene	1.26	0.19	mg/Kg dry	1.84	ND	68.6	40-140	2.99	30	
Chrysene	1.29	0.19	mg/Kg dry	1.84	ND	70.2	40-140	4.85	30	
Dibenz(a,h)anthracene	1.35	0.19	mg/Kg dry	1.84	ND	73.5	40-140	0.894	30	
Fluoranthene	1.32	0.19	mg/Kg dry	1.84	ND	71.7	40-140	10.5	30	
Fluorene	1.33	0.19	mg/Kg dry	1.84	ND	72.1	40-140	1.96	30	
Indeno(1,2,3-cd)pyrene	1.44	0.19	mg/Kg dry	1.84	ND	78.3	40-140	2.59	30	
2-Methylnaphthalene	1.37	0.19	mg/Kg dry	1.84	ND	74.4	40-140	3.53	30	
Naphthalene	1.18	0.19	mg/Kg dry	1.84	ND	64.3	40-140	0.744	30	
Phenanthrene	1.30	0.19	mg/Kg dry	1.84	ND	70.6	40-140	2.03	30	
Pyrene	1.33	0.19	mg/Kg dry	1.84	ND	72.1	40-140	7.45	30	
Surrogate: Nitrobenzene-d5	*2.55*		mg/Kg dry	3.68		69.2	30-130			
Surrogate: 2-Fluorobiphenyl	*2.68*		mg/Kg dry	3.68		72.8	30-130			
Surrogate: p-Terphenyl-d14	*3.13*		mg/Kg dry	3.68		85.0	30-130			

con-test® ANALYTICAL LABORATORY

39 Spruce Street * East Longmeadow, MA 01028 * FAX 413/525-6405 * TEL. 413/525-2332

QUALITY CONTROL

Polychlorinated Biphenyls with 3540 Soxhlet Extraction - Quality Control

Analyte	Result	Reporting Limit	Units	Spike Level	Source Result	%REC	%REC Limits	RPD	RPD Limit	Notes
Batch B266840 - SW-846 3540C										
Blank (B266840-BLK1)				Prepared: 09/18/20 Analyzed: 09/21/20						
Aroclor-1016	ND	0.020	mg/Kg wet							
Aroclor-1016 [2C]	ND	0.020	mg/Kg wet							
Aroclor-1221	ND	0.020	mg/Kg wet							
Aroclor-1221 [2C]	ND	0.020	mg/Kg wet							
Aroclor-1232	ND	0.020	mg/Kg wet							
Aroclor-1232 [2C]	ND	0.020	mg/Kg wet							
Aroclor-1242	ND	0.020	mg/Kg wet							
Aroclor-1242 [2C]	ND	0.020	mg/Kg wet							
Aroclor-1248	ND	0.020	mg/Kg wet							
Aroclor-1248 [2C]	ND	0.020	mg/Kg wet							
Aroclor-1254	ND	0.020	mg/Kg wet							
Aroclor-1254 [2C]	ND	0.020	mg/Kg wet							
Aroclor-1260	ND	0.020	mg/Kg wet							
Aroclor-1260 [2C]	ND	0.020	mg/Kg wet							
Aroclor-1262	ND	0.020	mg/Kg wet							
Aroclor-1262 [2C]	ND	0.020	mg/Kg wet							
Aroclor-1268	ND	0.020	mg/Kg wet							
Aroclor-1268 [2C]	ND	0.020	mg/Kg wet							
Surrogate: Decachlorobiphenyl	*0.221*		mg/Kg wet	0.200		110	30-150			
Surrogate: Decachlorobiphenyl [2C]	*0.223*		mg/Kg wet	0.200		112	30-150			
Surrogate: Tetrachloro-m-xylene	*0.197*		mg/Kg wet	0.200		98.4	30-150			
Surrogate: Tetrachloro-m-xylene [2C]	*0.200*		mg/Kg wet	0.200		99.9	30-150			
LCS (B266840-BS1)				Prepared: 09/18/20 Analyzed: 09/21/20						
Aroclor-1016	0.19	0.020	mg/Kg wet	0.200		96.9	40-140			
Aroclor-1016 [2C]	0.20	0.020	mg/Kg wet	0.200		100	40-140			
Aroclor-1260	0.19	0.020	mg/Kg wet	0.200		95.0	40-140			
Aroclor-1260 [2C]	0.18	0.020	mg/Kg wet	0.200		90.1	40-140			
Surrogate: Decachlorobiphenyl	*0.221*		mg/Kg wet	0.200		110	30-150			
Surrogate: Decachlorobiphenyl [2C]	*0.224*		mg/Kg wet	0.200		112	30-150			
Surrogate: Tetrachloro-m-xylene	*0.203*		mg/Kg wet	0.200		101	30-150			
Surrogate: Tetrachloro-m-xylene [2C]	*0.206*		mg/Kg wet	0.200		103	30-150			
LCS Dup (B266840-BSD1)				Prepared: 09/18/20 Analyzed: 09/21/20						
Aroclor-1016	0.18	0.020	mg/Kg wet	0.200		90.1	40-140	7.28	30	
Aroclor-1016 [2C]	0.19	0.020	mg/Kg wet	0.200		93.5	40-140	7.24	30	
Aroclor-1260	0.18	0.020	mg/Kg wet	0.200		89.3	40-140	6.20	30	
Aroclor-1260 [2C]	0.17	0.020	mg/Kg wet	0.200		85.1	40-140	5.71	30	
Surrogate: Decachlorobiphenyl	*0.208*		mg/Kg wet	0.200		104	30-150			
Surrogate: Decachlorobiphenyl [2C]	*0.211*		mg/Kg wet	0.200		105	30-150			
Surrogate: Tetrachloro-m-xylene	*0.180*		mg/Kg wet	0.200		90.1	30-150			
Surrogate: Tetrachloro-m-xylene [2C]	*0.183*		mg/Kg wet	0.200		91.6	30-150			

con-test® ANALYTICAL LABORATORY

39 Spruce Street * East Longmeadow, MA 01028 * FAX 413/525-6405 * TEL. 413/525-2332

QUALITY CONTROL

Petroleum Hydrocarbons Analyses - Quality Control

Analyte	Result	Reporting Limit	Units	Spike Level	Source Result	%REC	%REC Limits	RPD	RPD Limit	Notes
Batch B266861 - SW-846 3546										
Blank (B266861-BLK1)				Prepared: 09/19/20 Analyzed: 09/22/20						
CT ETPH	ND	10	mg/Kg wet							
Surrogate: 2-Fluorobiphenyl	*2.51*		mg/Kg wet	3.33		75.3	50-150			
LCS (B266861-BS1)				Prepared: 09/19/20 Analyzed: 09/22/20						
CT ETPH	25.6	10	mg/Kg wet	33.3		76.7	60-120			
Surrogate: 2-Fluorobiphenyl	*2.23*		mg/Kg wet	3.33		67.0	50-150			
LCS Dup (B266861-BSD1)				Prepared: 09/19/20 Analyzed: 09/22/20						
CT ETPH	27.9	10	mg/Kg wet	33.3		83.6	60-120	8.50	30	
Surrogate: 2-Fluorobiphenyl	*2.49*		mg/Kg wet	3.33		74.6	50-150			

con-test® ANALYTICAL LABORATORY

39 Spruce Street * East Longmeadow, MA 01028 * FAX 413/525-6405 * TEL. 413/525-2332

QUALITY CONTROL

Metals Analyses (Total) - Quality Control

Analyte	Result	Reporting Limit	Units	Spike Level	Source Result	%REC	%REC Limits	RPD	RPD Limit	Notes
Batch B266725 - SW-846 3050B										
Blank (B266725-BLK1)				Prepared: 09/17/20 Analyzed: 09/18/20						
Lead	ND	0.50	mg/Kg wet							
LCS (B266725-BS1)				Prepared: 09/17/20 Analyzed: 09/18/20						
Lead	98.5	1.5	mg/Kg wet	105		93.8	82.6-117.1			
LCS Dup (B266725-BSD1)				Prepared: 09/17/20 Analyzed: 09/18/20						
Lead	102	1.5	mg/Kg wet	105		97.1	82.6-117.1	3.40	30	
Reference (B266725-SRM1) MRL Check				Prepared: 09/17/20 Analyzed: 09/18/20						
Lead	0.545	0.53	mg/Kg wet	0.531		103	80-120			
Batch B266938 - SW-846 3051										
Blank (B266938-BLK1)				Prepared & Analyzed: 09/21/20						
Lead	ND	0.50	mg/Kg wet							
LCS (B266938-BS1)				Prepared & Analyzed: 09/21/20						
Lead	87.1	1.5	mg/Kg wet	92.3		94.3	83.1-117			
LCS Dup (B266938-BSD1)				Prepared & Analyzed: 09/21/20						
Lead	84.7	1.5	mg/Kg wet	92.3		91.7	83.1-117	2.81	30	
Reference (B266938-SRM1) MRL Check				Prepared & Analyzed: 09/21/20						
Lead	0.615	0.53	mg/Kg wet	0.530		116	83.6-116.5			

con-test® ANALYTICAL LABORATORY

39 Spruce Street * East Longmeadow, MA 01028 * FAX 413/525-6405 * TEL. 413/525-2332

QUALITY CONTROL

Conventional Chemistry Parameters by EPA/APHA/SW-846 Methods (Total) - Quality Control

Analyte	Result	Reporting Limit	Units	Spike Level	Source Result	%REC	%REC Limits	RPD	RPD Limit	Notes
Batch B266948 - % Solids										
Duplicate (B266948-DUP1)		**Source: 20I0847-01**		Prepared & Analyzed: 09/21/20						
% Solids	87.6		% Wt		87.7			0.119	10	
Duplicate (B266948-DUP2)		**Source: 20I0847-02**		Prepared & Analyzed: 09/21/20						
% Solids	90.3		% Wt		90.6			0.246	10	
Duplicate (B266948-DUP3)		**Source: 20I0847-03**		Prepared & Analyzed: 09/21/20						
% Solids	91.5		% Wt		93.4			2.09	10	
Duplicate (B266948-DUP4)		**Source: 20I0847-04**		Prepared & Analyzed: 09/21/20						
% Solids	91.1		% Wt		90.1			1.06	10	
Duplicate (B266948-DUP5)		**Source: 20I0847-05**		Prepared & Analyzed: 09/21/20						
% Solids	89.7		% Wt		89.5			0.215	10	
Duplicate (B266948-DUP6)		**Source: 20I0847-06**		Prepared & Analyzed: 09/21/20						
% Solids	87.6		% Wt		87.6			0.0957	10	

con-test® ANALYTICAL LABORATORY
39 Spruce Street * East Longmeadow, MA 01028 * FAX 413/525-6405 * TEL. 413/525-2332

IDENTIFICATION SUMMARY FOR SINGLE COMPONENT ANALYTES

SW-846 8082A

S13 (1.5-2)-1

Lab Sample ID: 20I0847-04 Date(s) Analyzed: 09/22/2020 09/22/2020

Instrument ID (1): ECD1 Instrument ID (2): ECD1

GC Column (1): ID: (mm) GC Column (2): ID: (mm)

ANALYTE	COL	RT	RT WINDOW		CONCENTRATION	%RPD
			FROM	TO		
Aroclor-1248	1	0.000	-0.030	0.030	1.3	
	2	0.000	-0.030	0.030	1.3	0.0

con-test® ANALYTICAL LABORATORY
39 Spruce Street * East Longmeadow, MA 01028 * FAX 413/525-6405 * TEL. 413/525-2332

IDENTIFICATION SUMMARY FOR SINGLE COMPONENT ANALYTES

SW-846 8082A

S14-SB331 (1.5-2)-1

Lab Sample ID: 20I0847-05 Date(s) Analyzed: 09/23/2020 09/23/2020

Instrument ID (1): ECD1 Instrument ID (2): ECD1

GC Column (1): ID: (mm) GC Column (2): ID: (mm)

ANALYTE	COL	RT	RT WINDOW		CONCENTRATION	%RPD
			FROM	TO		
Aroclor-1248	1	0.000	-0.030	0.030	18	
	2	0.000	-0.030	0.030	19	5.4

con-test® ANALYTICAL LABORATORY

39 Spruce Street * East Longmeadow, MA 01028 * FAX 413/525-6405 * TEL. 413/525-2332

IDENTIFICATION SUMMARY FOR SINGLE COMPONENT ANALYTES

SW-846 8082A

T14-SB330 (1.5-2)-1

Lab Sample ID: 20I0847-06 Date(s) Analyzed: 09/23/2020 09/23/2020

Instrument ID (1): ECD1 Instrument ID (2): ECD1

GC Column (1): ID: (mm) GC Column (2): ID: (mm)

ANALYTE	COL	RT	RT WINDOW		CONCENTRATION	%RPD
			FROM	TO		
Aroclor-1248	1	0.000	-0.030	0.030	3.0	
	2	0.000	-0.030	0.030	3.2	3.2

con-test® ANALYTICAL LABORATORY

39 Spruce Street * East Longmeadow, MA 01028 * FAX 413/525-6405 * TEL. 413/525-2332

IDENTIFICATION SUMMARY FOR SINGLE COMPONENT ANALYTES

SW-846 8082A

U11-SB421 (1.5-2)-1

Lab Sample ID: 20I0847-07

Date(s) Analyzed: 09/22/2020 09/22/2020

Instrument ID (1): ECD1

Instrument ID (2): ECD1

GC Column (1): ID: (mm)

GC Column (2): ID: (mm)

ANALYTE	COL	RT	RT WINDOW		CONCENTRATION	%RPD
			FROM	TO		
Aroclor-1248	1	0.000	-0.030	0.030	1.5	
	2	0.000	-0.030	0.030	1.5	0.0

con-test® ANALYTICAL LABORATORY

39 Spruce Street * East Longmeadow, MA 01028 * FAX 413/525-6405 * TEL. 413/525-2332

IDENTIFICATION SUMMARY FOR SINGLE COMPONENT ANALYTES

SW-846 8082A

X9 (1.5-2)-1

Lab Sample ID: 20I0847-08

Date(s) Analyzed: 09/22/2020 09/22/2020

Instrument ID (1): ECD1

Instrument ID (2): ECD1

GC Column (1): ID: (mm)

GC Column (2): ID: (mm)

ANALYTE	COL	RT	RT WINDOW		CONCENTRATION	%RPD
			FROM	TO		
Aroclor-1248	1	0.000	-0.030	0.030	0.45	
	2	0.000	-0.030	0.030	0.48	6.5

con-test® ANALYTICAL LABORATORY

39 Spruce Street * East Longmeadow, MA 01028 * FAX 413/525-6405 * TEL. 413/525-2332

IDENTIFICATION SUMMARY FOR SINGLE COMPONENT ANALYTES

SW-846 8082A

U14-SB329 (1.5-2)-1

Lab Sample ID: 20I0847-09

Date(s) Analyzed: 09/23/2020 09/23/2020

Instrument ID (1): ECD1

Instrument ID (2): ECD1

GC Column (1): ID: (mm)

GC Column (2): ID: (mm)

ANALYTE	COL	RT	RT WINDOW		CONCENTRATION	%RPD
			FROM	TO		
Aroclor-1248	1	0.000	-0.030	0.030	14	
	2	0.000	-0.030	0.030	15	6.9

con-test® ANALYTICAL LABORATORY

39 Spruce Street * East Longmeadow, MA 01028 * FAX 413/525-6405 * TEL. 413/525-2332

IDENTIFICATION SUMMARY FOR SINGLE COMPONENT ANALYTES

SW-846 8082A

X/Y14(1.5-2)-1.

Lab Sample ID: 20I0847-11 Date(s) Analyzed: 09/22/2020 09/22/2020

Instrument ID (1): ECD1 Instrument ID (2): ECD1

GC Column (1): ID: (mm) GC Column (2): ID: (mm)

ANALYTE	COL	RT	RT WINDOW		CONCENTRATION	%RPD
			FROM	TO		
Aroclor-1248	1	0.000	-0.030	0.030	0.16	
	2	0.000	-0.030	0.030	0.17	6.1

con-test® ANALYTICAL LABORATORY

39 Spruce Street * East Longmeadow, MA 01028 * FAX 413/525-6405 * TEL. 413/525-2332

IDENTIFICATION SUMMARY FOR SINGLE COMPONENT ANALYTES

SW-846 8082A

W15(1.5-2)-1

Lab Sample ID: 20I0847-12

Date(s) Analyzed: 09/22/2020 09/22/2020

Instrument ID (1): ECD1

Instrument ID (2): ECD1

GC Column (1): ID: (mm)

GC Column (2): ID: (mm)

ANALYTE	COL	RT	RT WINDOW		CONCENTRATION	%RPD
			FROM	TO		
Aroclor-1248	1	0.000	-0.030	0.030	0.24	
	2	0.000	-0.030	0.030	0.24	0.0

con-test® ANALYTICAL LABORATORY

39 Spruce Street * East Longmeadow, MA 01028 * FAX 413/525-6405 * TEL. 413/525-2332

IDENTIFICATION SUMMARY FOR SINGLE COMPONENT ANALYTES

SW-846 8082A

U16-Sb368 (1.5-2)-1

Lab Sample ID: 20I0847-13

Date(s) Analyzed: 09/23/2020 09/23/2020

Instrument ID (1): ECD1

Instrument ID (2): ECD1

GC Column (1): ID: (mm)

GC Column (2): ID: (mm)

ANALYTE	COL	RT	RT WINDOW		CONCENTRATION	%RPD
			FROM	TO		
Aroclor-1248	1	0.000	-0.030	0.030	5.7	
	2	0.000	-0.030	0.030	6.2	8.4

con-test® ANALYTICAL LABORATORY

39 Spruce Street * East Longmeadow, MA 01028 * FAX 413/525-6405 * TEL. 413/525-2332

IDENTIFICATION SUMMARY FOR SINGLE COMPONENT ANALYTES

SW-846 8082A

T15-SB365 (1.5-2)-1

Lab Sample ID: 20I0847-14 Date(s) Analyzed: 09/23/2020 09/23/2020

Instrument ID (1): ECD1 Instrument ID (2): ECD1

GC Column (1): ID: (mm) GC Column (2): ID: (mm)

ANALYTE	COL	RT	RT WINDOW		CONCENTRATION	%RPD
			FROM	TO		
Aroclor-1248	1	0.000	-0.030	0.030	7.0	
	2	0.000	-0.030	0.030	7.6	8.2

con-test® ANALYTICAL LABORATORY

39 Spruce Street * East Longmeadow, MA 01028 * FAX 413/525-6405 * TEL. 413/525-2332

IDENTIFICATION SUMMARY FOR SINGLE COMPONENT ANALYTES

SW-846 8082A

LCS

Lab Sample ID: B266840-BS1

Date(s) Analyzed: 09/21/2020 09/21/2020

Instrument ID (1):

Instrument ID (2):

GC Column (1): ID: (mm)

GC Column (2): ID: (mm)

ANALYTE	COL	RT	RT WINDOW		CONCENTRATION	%RPD
			FROM	TO		
Aroclor-1016	1	0.000	-0.030	0.030	0.19	
	2	0.000	-0.030	0.030	0.20	5.1
Aroclor-1260	1	0.000	-0.030	0.030	0.19	
	2	0.000	-0.030	0.030	0.18	5.4

con-test® ANALYTICAL LABORATORY

39 Spruce Street * East Longmeadow, MA 01028 * FAX 413/525-6405 * TEL. 413/525-2332

IDENTIFICATION SUMMARY FOR SINGLE COMPONENT ANALYTES

SW-846 8082A

LCS Dup

Lab Sample ID: B266840-BSD1 Date(s) Analyzed: 09/21/2020 09/21/2020

Instrument ID (1): Instrument ID (2):

GC Column (1): ID: (mm) GC Column (2): ID: (mm)

ANALYTE	COL	RT	RT WINDOW		CONCENTRATION	%RPD
			FROM	TO		
Aroclor-1016	1	0.000	-0.030	0.030	0.18	
	2	0.000	-0.030	0.030	0.19	5.4
Aroclor-1260	1	0.000	-0.030	0.030	0.18	
	2	0.000	-0.030	0.030	0.17	5.7

con-test® ANALYTICAL LABORATORY

39 Spruce Street * East Longmeadow, MA 01028 * FAX 413/525-6405 * TEL. 413/525-2332

FLAG/QUALIFIER SUMMARY

*	QC result is outside of established limits.
†	Wide recovery limits established for difficult compound.
‡	Wide RPD limits established for difficult compound.
#	Data exceeded client recommended or regulatory level
ND	Not Detected
RL	Reporting Limit is at the level of quantitation (LOQ)
DL	Detection Limit is the lower limit of detection determined by the MDL study
MCL	Maximum Contaminant Level
	Percent recoveries and relative percent differences (RPDs) are determined by the software using values in the calculation which have not been rounded.
	No results have been blank subtracted unless specified in the case narrative section.
S-01	The surrogate recovery for this sample is not available due to sample dilution below the surrogate reporting limit required from high analyte concentration and/or matrix interferences.
V-05	Continuing calibration verification (CCV) did not meet method specifications and was biased on the low side for this compound.
V-20	Continuing calibration verification (CCV) did not meet method specifications and was biased on the high side. Data validation is not affected since sample result was "not detected" for this compound.
V-34	Initial calibration verification (ICV) did not meet method specifications and was biased on the low side for this compound. Reported result is estimated.
V-36	Initial calibration verification (ICV) did not meet method specifications and was biased on the high side. Data validation is not affected since sample result was "not detected" for this compound.

con-test® ANALYTICAL LABORATORY

39 Spruce Street * East Longmeadow, MA 01028 * FAX 413/525-6405 * TEL. 413/525-2332

CERTIFICATIONS

Certified Analyses included in this Report

Analyte	Certifications
CTDEP ETPH in Soil	
CT ETPH	CT
CTDEP ETPH in Water	
CT ETPH	CT
SW-846 6010D in Soil	
Lead	CT,NH,NY,AIHA,ME,VA,NC
SW-846 8082A in Soil	
Aroclor-1016	CT,NH,NY,ME,NC,VA,PA
Aroclor-1016 [2C]	CT,NH,NY,ME,NC,VA,PA
Aroclor-1221	CT,NH,NY,ME,NC,VA,PA
Aroclor-1221 [2C]	CT,NH,NY,ME,NC,VA,PA
Aroclor-1232	CT,NH,NY,ME,NC,VA,PA
Aroclor-1232 [2C]	CT,NH,NY,ME,NC,VA,PA
Aroclor-1242	CT,NH,NY,ME,NC,VA,PA
Aroclor-1242 [2C]	CT,NH,NY,ME,NC,VA,PA
Aroclor-1248	CT,NH,NY,ME,NC,VA,PA
Aroclor-1248 [2C]	CT,NH,NY,ME,NC,VA,PA
Aroclor-1254	CT,NH,NY,ME,NC,VA,PA
Aroclor-1254 [2C]	CT,NH,NY,ME,NC,VA,PA
Aroclor-1260	CT,NH,NY,ME,NC,VA,PA
Aroclor-1260 [2C]	CT,NH,NY,ME,NC,VA,PA
Aroclor-1262	NY,NC,VA,PA
Aroclor-1262 [2C]	NY,NC,VA,PA
Aroclor-1268	NY,NC,VA,PA
Aroclor-1268 [2C]	NY,NC,VA,PA
SW-846 8260C-D in Soil	
Acetone	CT,NH,NY,ME
Acrylonitrile	CT,NH,NY,ME
Benzene	CT,NH,NY,ME
Bromobenzene	NH,NY,ME
Bromodichloromethane	CT,NH,NY,ME
Bromoform	CT,NH,NY,ME
Bromomethane	CT,NH,NY,ME
2-Butanone (MEK)	CT,NH,NY,ME
n-Butylbenzene	CT,NH,NY,ME
sec-Butylbenzene	CT,NH,NY,ME
tert-Butylbenzene	CT,NH,NY,ME
Carbon Disulfide	CT,NH,NY,ME
Carbon Tetrachloride	CT,NH,NY,ME
Chlorobenzene	CT,NH,NY,ME
Chlorodibromomethane	CT,NH,NY,ME
Chloroethane	CT,NH,NY,ME
Chloroform	CT,NH,NY,ME
Chloromethane	CT,NH,NY,ME
2-Chlorotoluene	CT,NH,NY,ME
4-Chlorotoluene	CT,NH,NY,ME

con-test® ANALYTICAL LABORATORY

39 Spruce Street * East Longmeadow, MA 01028 * FAX 413/525-6405 * TEL. 413/525-2332

CERTIFICATIONS

Certified Analyses included in this Report

Analyte	Certifications
SW-846 8260C-D in Soil	
1,2-Dibromo-3-chloropropane (DBCP)	NY
1,2-Dibromoethane (EDB)	NH,NY
Dibromomethane	NH,NY,ME
1,2-Dichlorobenzene	CT,NH,NY,ME
1,3-Dichlorobenzene	CT,NH,NY,ME
1,4-Dichlorobenzene	CT,NH,NY,ME
trans-1,4-Dichloro-2-butene	NY
Dichlorodifluoromethane (Freon 12)	NY,ME
1,1-Dichloroethane	CT,NH,NY,ME
1,2-Dichloroethane	CT,NH,NY,ME
1,1-Dichloroethylene	CT,NH,NY,ME
cis-1,2-Dichloroethylene	CT,NH,NY,ME
trans-1,2-Dichloroethylene	CT,NH,NY,ME
1,2-Dichloropropane	CT,NH,NY,ME
1,3-Dichloropropane	NH,NY,ME
2,2-Dichloropropane	NH,NY,ME
1,1-Dichloropropene	NH,NY,ME
cis-1,3-Dichloropropene	CT,NH,NY,ME
trans-1,3-Dichloropropene	CT,NH,NY,ME
Ethylbenzene	CT,NH,NY,ME
Hexachlorobutadiene	NH,NY,ME
2-Hexanone (MBK)	CT,NH,NY,ME
Isopropylbenzene (Cumene)	CT,NH,NY,ME
p-Isopropyltoluene (p-Cymene)	NH,NY
Methyl tert-Butyl Ether (MTBE)	NH,NY
Methylene Chloride	CT,NH,NY,ME
4-Methyl-2-pentanone (MIBK)	CT,NH,NY
Naphthalene	NH,NY,ME
n-Propylbenzene	NH,NY
Styrene	CT,NH,NY,ME
1,1,1,2-Tetrachloroethane	CT,NH,NY,ME
1,1,2,2-Tetrachloroethane	CT,NH,NY,ME
Tetrachloroethylene	CT,NH,NY,ME
Toluene	CT,NH,NY,ME
1,2,4-Trichlorobenzene	NH,NY,ME
1,1,1-Trichloroethane	CT,NH,NY,ME
1,1,2-Trichloroethane	CT,NH,NY,ME
Trichloroethylene	CT,NH,NY,ME
Trichlorofluoromethane (Freon 11)	CT,NH,NY,ME
1,2,3-Trichloropropane	NH,NY,ME
1,2,4-Trimethylbenzene	CT,NH,NY,ME
1,3,5-Trimethylbenzene	CT,NH,NY,ME
Vinyl Chloride	CT,NH,NY,ME
m+p Xylene	CT,NH,NY,ME
o-Xylene	CT,NH,NY,ME
SW-846 8270D-E in Soil	

39 Spruce Street * East Longmeadow, MA 01028 * FAX 413/525-6405 * TEL. 413/525-2332

CERTIFICATIONS

Certified Analyses included in this Report

Analyte	Certifications
SW-846 8270D-E in Soil	
Acenaphthene	CT,NY,NH,ME,NC,VA
Acenaphthylene	CT,NY,NH,ME,NC,VA
Anthracene	CT,NY,NH,ME,NC,VA
Benzo(a)anthracene	CT,NY,NH,ME,NC,VA
Benzo(a)pyrene	CT,NY,NH,ME,NC,VA
Benzo(b)fluoranthene	CT,NY,NH,ME,NC,VA
Benzo(g,h,i)perylene	CT,NY,NH,ME,NC,VA
Benzo(k)fluoranthene	CT,NY,NH,ME,NC,VA
Chrysene	CT,NY,NH,ME,NC,VA
Dibenz(a,h)anthracene	CT,NY,NH,ME,NC,VA
Fluoranthene	CT,NY,NH,ME,NC,VA
Fluorene	CT,NY,NH,ME,NC,VA
Indeno(1,2,3-cd)pyrene	CT,NY,NH,ME,NC,VA
2-Methylnaphthalene	CT,NY,NH,ME,NC,VA
Naphthalene	CT,NY,NH,ME,NC,VA
Phenanthrene	CT,NY,NH,ME,NC,VA
Pyrene	CT,NY,NH,ME,NC,VA

The CON-TEST Environmental Laboratory operates under the following certifications and accreditations:

Code	Description	Number	Expires
AIHA	AIHA-LAP, LLC - ISO17025:2017	100033	03/1/2022
MA	Massachusetts DEP	M-MA100	06/30/2021
CT	Connecticut Department of Publilc Health	PH-0567	09/30/2021
NY	New York State Department of Health	10899 NELAP	04/1/2021
NH-S	New Hampshire Environmental Lab	2516 NELAP	02/5/2021
RI	Rhode Island Department of Health	LAO00112	12/30/2020
NC	North Carolina Div. of Water Quality	652	12/31/2020
NJ	New Jersey DEP	MA007 NELAP	06/30/2021
FL	Florida Department of Health	E871027 NELAP	06/30/2021
VT	Vermont Department of Health Lead Laboratory	LL015036	07/30/2021
ME	State of Maine	2011028	06/9/2021
VA	Commonwealth of Virginia	460217	12/14/2020
NH-P	New Hampshire Environmental Lab	2557 NELAP	09/6/2021
VT-DW	Vermont Department of Health Drinking Water	VT-255716	06/12/2021
NC-DW	North Carolina Department of Health	25703	07/31/2021
PA	Commonwealth of Pennsylvania DEP	68-05812	06/30/2021
MI	Dept. of Env, Great Lakes, and Energy	9100	10/1/2020

2010847

con-test ANALYTICAL LABORATORY

Phone: 413-525-2332
Fax: 413-525-6405
Email: info@contestlabs.com

http://www.contestlabs.com

CHAIN OF CUSTODY RECORD

39 Spruce Street
East Longmeadow, MA 01028

Doc # 381 Rev 2_06262019

Company Name:	AECOM
Address:	500 Enterprise Drive, 1A, Rocky Hill, CT 06067
Phone:	860-263-5781
Project Name:	Greenwich High School
Project Location:	Greenwich, CT
Project Number:	60432356
Project Manager:	Kaitlyn Feliciano
Con-Test Quote Name/Number:	Q-20191217
Invoice Recipient:	Dan Seremet, E. Doerfler
Sampled By:	C. Hayden

Requested Turnaround Time
7-Day ☑ 10-Day ☐
PFAS 10-Day (std) ☐ Due Date:

Rush-Approval Required
1-Day ☐ 3-Day ☐
2-Day ☐ 4-Day ☐

Data Delivery
Format: PDF ☑ EXCEL ☑
Other: EDD - EQuis
CLP Like Data Pkg Required: ☐
Email To: elizabeth.doerfler@aecom.com, dan.seremet@aecom.com
Fax To #:

Dissolved Metals Samples
○ Field Filtered
○ Lab to Filter

Orthophosphate Samples
○ Field Filtered
○ Lab to Filter

PCB ONLY
SOXHLET ☑
NON SOXHLET ☐

ANALYSIS REQUESTED

Con-Test Work Order#	Client Sample ID / Description	Beginning Date/Time	Ending Date/Time	COMP/GRAB	[1]Matrix Code	Conc Code	VIALS	GLASS	PLASTIC	BACTERIA	ENCORE	PCBs 8082	Pb	VOCs	PAHs	ETPH							
												[1]	I	IMB	I	I							
1	S9-SB236(1.5-2)-1	9-16-20	0815	GRAB	S	U		1					X										
2	Q14-SB411(1.5-2)-1	9-16-20	0838					1							X								
3	V9-SB234(1-2)-1		0915				3	1					X	X									
4	S13(1.5-2)-1		0930					1				X	X										
5	~~S14~~ S14-SB331(1.5-2)-1		0945					1				X	X										
6	T14-SB330(1.5-2)-1		1111					1				X	X										
7	U11-SB421(1.5-2)-1		1145					2				X	X			X							
8	X9(1.5-2)-1		1158					1				X											
9	U14-SB325(1.5-2)-1		1222					3				X			X	X							
10	Trip Blank-01		0000				2							X									

[2] Preservation Code

Courier Use Only
Total Number Of:
VIALS 5
GLASS 12
PLASTIC
BACTERIA
ENCORE

Glassware in the fridge? Y / N
Glassware in freezer? Y / N
Prepackaged Cooler? Y / N
*Contest is not responsible for missing samples from prepacked coolers

[1] **Matrix Codes:**
GW = Ground Water
WW = Waste Water
DW = Drinking Water
A = Air
S = Soil
SL = Sludge
SOL = Solid
O = Other (please define)

[2] **Preservation Codes:**
I = Iced
H = HCL
M = Methanol
N = Nitric Acid
S = Sulfuric Acid
B = Sodium Bisulfate
X = Sodium Hydroxide
T = Sodium Thiosulfate
O = Other (please define)

Relinquished by: (signature)	Date/Time:
C. Hayden	9-16-20 / 1400
Received by: (signature)	Date/Time:
[illegible]	9/16/20 2:00
Relinquished by: (signature)	Date/Time:
[illegible]	9/16/20 5:30
Received by: (signature)	Date/Time:
[illegible]	9/16/20 1730
Relinquished by: (signature)	Date/Time:
Received by: (signature)	Date/Time:
Relinquished by: (signature)	Date/Time:
Received by: (signature)	Date/Time:

Client Comments:

Detection Limit Requirements
MA
CT CT RSR GA PMC, R DEC
Other:

Special Requirements
☐ MA MCP Required
MCP Certification Form Required
☑ CT RCP Required
RCP Certification Form Required
☐ MA State DW Required
PWSID #

Please use the following codes to indicate possible sample concentration within the Conc Code column above:
H - High; M - Medium; L - Low; C - Clean; U - Unknown

Project Entity
Government ☐ Municipality ☑ MWRA ☐ WRTA ☐
Federal ☐ 21 J ☐ School ☐
City ☐ Brownfield ☐ MBTA ☐

Other
☐ Chromatogram
☐ AIHA-LAP,LLC

Lab Comments:

per client request change sample -12 ID to W15(1.5-2)-1 and add lead. 9/17/2020 KF

Disclaimer: Con-Test Labs is not responsible for any omitted information on the Chain of Custody. The Chain of Custody is a legal document that must be complete and accurate and is used to determine what analyses the laboratory will perform. Any missing information is not the laboratory's responsibility. Con-Test values your partnership on each project and will try to assist with missing information, but will not be held accountable.

Table of Contents

20I0842

con-test® ANALYTICAL LABORATORY

Phone: 413-525-2332
Fax: 413-525-6405
Email: info@contestlabs.com

http://www.contestlabs.com

CHAIN OF CUSTODY RECORD

39 Spruce Street
East Longmeadow, MA 01028

Doc # 381 Rev 2_06262019

Company Name:	AECOM
Address:	500 Enterprise Drive, 1A, Rocky Hill, CT 06067
Phone:	860-263-5781
Project Name:	Greenwich High School
Project Location:	Greenwich, CT
Project Number:	60432356
Project Manager:	Kaitlyn Feliciano
Con-Test Quote Name/Number:	Q-20191217
Invoice Recipient:	Dan Seremet, E. Doerfler
Sampled By:	C. Hayden

Requested Turnaround Time
7-Day ☑ 10-Day ☐
PFAS 10-Day (std) ☐ Due Date:

Rush-Approval Required
1-Day ☐ 3-Day ☐
2-Day ☐ 4-Day ☐

Dissolved Metals Samples
○ Field Filtered
○ Lab to Filter

Orthophosphate Samples
○ Field Filtered
○ Lab to Filter

Data Delivery
Format: PDF ☑ EXCEL ☑
Other: EDD - EQuis
CLP Like Data Pkg Required: ☐
Email To: elizabeth.doerfler@aecom.com, dan.seremet@aecom.com
Fax To #:

PCB ONLY
SOXHLET ☑
NON SOXHLET ☐

ANALYSIS REQUESTED

Con-Test Work Order#	Client Sample ID / Description	Beginning Date/Time	Ending Date/Time	COMP/GRAB	[1]Matrix Code	Conc Code	VIALS	GLASS	PLASTIC	BACTERIA	ENCORE	PCBs 8082	Pb	PAHs	ETPH								[2] Preservation Code
													I	I	I	I							
11	X/Y14(15-2)-1	9-16-20	1259	GRAB	S	U		3				X	X	X	X								
12	X/Y15.5(15-2)-1	↓	1240	↓	↓	↓		1				X											
13	U16-JB36.5(15-2)-1	↓	1315	↓	↓	↓		1				X	X										
14	T15-JB36.5(15-2)-1	↓	1320	↓	↓	↓		1				X											

Courier Use Only
Total Number Of:
VIALS ____
GLASS 6
PLASTIC ____
BACTERIA ____
ENCORE ____

Glassware in the fridge? Y / N
Glassware in freezer? Y / N
Prepackaged Cooler? Y / N
*Contest is not responsible for missing samples from prepacked coolers

Relinquished by: (signature)	Date/Time:
C. Hayden	9-16-20 1400
Received by: (signature)	Date/Time:
[illegible]	9/16/20 2:00
Relinquished by: (signature)	Date/Time:
[illegible]	9/16/20 5:30
Received by: (signature)	Date/Time:
[illegible] 4.3	9/16/20 1700
Relinquished by: (signature)	Date/Time:
Received by: (signature)	Date/Time:
Relinquished by: (signature)	Date/Time:
Received by: (signature)	Date/Time:

Client Comments:

Detection Limit Requirements
MA
CT CT RSR GA PMC, R DEC
Other:

Special Requirements
☐ MA MCP Required
MCP Certification Form Required
☑ CT RCP Required
RCP Certification Form Required
☐ MA State DW Required
PWSID #

Please use the following codes to indicate possible sample concentration within the Conc Code column above:
H - High; M - Medium; L - Low; C - Clean; U - Unknown

Project Entity
Government ☐ Municipality ☑ MWRA ☐ WRTA ☐
Federal ☐ 21 J ☐ School ☐
City ☐ Brownfield ☐ MBTA ☐

Other
☐ Chromatogram
☐ *AIHA-LAP,LLC*

[1] **Matrix Codes:**
GW = Ground Water
WW = Waste Water
DW = Drinking Water
A = Air
S = Soil
SL = Sludge
SOL = Solid
O = Other (please define)

[2] **Preservation Codes:**
I = Iced
H = HCL
M = Methanol
N = Nitric Acid
S = Sulfuric Acid
B = Sodium Bisulfate
X = Sodium Hydroxide
T = Sodium Thiosulfate
O = Other (please define)

Lab Comments:

Disclaimer: Con-Test Labs is not responsible for any omitted information on the Chain of Custody. The Chain of Custody is a legal document that must be complete and accurate and is used to determine what analyses the laboratory will perform. Any missing information is not the laboratory's responsibility. Con Test values your partnership on each project and will try to assist with missing information, but will not be held accountable.

Table of Contents

I Have Not Confirmed Sample Container Numbers With Lab Staff Before Relinquishing Over Samples_____

con-test® ANALYTICAL LABORATORY

Doc# 277 Rev 5 2017

Login Sample Receipt Checklist - (Rejection Criteria Listing - Using Acceptance Policy) Any False Statement will be brought to the attention of the Client - State True or False

Client AECOM

Received By [illegible] Date 9/16/20 Time 1730

How were the samples received? In Cooler T No Cooler ____ On Ice T No Ice ____
Direct from Sampling ____ Ambient ____ Melted Ice ____

Were samples within Temperature? 2-6°C T By Gun # 4 Actual Temp - 4.3
By Blank # ____ Actual Temp - ____

Was Custody Seal Intact? n/a Were Samples Tampered with? n/a
Was COC Relinquished ? T Does Chain Agree With Samples? T
Are there broken/leaking/loose caps on any samples? F
Is COC in ink/ Legible? T Were samples received within holding time? T
Did COC include all pertinent Information? Client T Analysis T Sampler Name T
Project T ID's T Collection Dates/Times T
Are Sample labels filled out and legible? T
Are there Lab to Filters? F Who was notified? ____
Are there Rushes? F Who was notified? ____
Are there Short Holds? F Who was notified? ____
Is there enough Volume? T
Is there Headspace where applicable? n/a MS/MSD? F
Proper Media/Containers Used? T Is splitting samples required? F
Were trip blanks received? F On COC? F
Do all samples have the proper pH? Acid n/a Base n/a

Vials	#	Containers:	#		#		#
Unp-		1 Liter Amb.		1 Liter Plastic		16 oz Amb.	
HCL-		500 mL Amb.		500 mL Plastic		8oz Amb/Clear	13
Meoh-	2	250 mL Amb.		250 mL Plastic		4oz Amb/Clear	
Bisulfate-	3	Flashpoint		Col./Bacteria		2oz Amb/Clear	
DI-		Other Glass		Other Plastic		Encore	
Thiosulfate-		SOC Kit		Plastic Bag		Frozen:	
Sulfuric-		Perchlorate		Ziplock			

Unused Media

Vials	#	Containers:	#		#		#
Unp-		1 Liter Amb.		1 Liter Plastic		16 oz Amb.	
HCL-		500 mL Amb.		500 mL Plastic		8oz Amb/Clear	
Meoh-		250 mL Amb.		250 mL Plastic		4oz Amb/Clear	
Bisulfate-		Col./Bacteria		Flashpoint		2oz Amb/Clear	
DI-		Other Plastic		Other Glass		Encore	
Thiosulfate-		SOC Kit		Plastic Bag		Frozen:	
Sulfuric-		Perchlorate		Ziplock			

Comments:

C:\MSDCHEM\4\DATA\D092120\D0921060.D

CT ETPH DISCRIMINATION CHECK

Data File Name D0921060.D
Data File Path C:\MSDCHEM\4\DATA\D092120\
Operator RDD
Date Acquired 9/22/1920 12:10
Acq. Method File EPH11D.M
Sample Name ETPH 1500
Instrument Name GCFID4

Name	Ret Time	Target Response	Average Response	*%D+/-20
C-9	1.57	7679924	8694722	12
C-10	2.23	7970369	8694722	8
C-12	3.18	8297521	8694722	5
C-14	3.90	8516086	8694722	2
C-16	4.52	8863523	8694722	-2
C-18	5.07	9052193	8694722	-4
C-20	5.68	8977341	8694722	-3
C-22	6.43	9034365	8694722	-4
C-24	7.27	9059618	8694722	-4
C-26	8.08	9011317	8694722	-4
C-28	8.83	9023626	8694722	-4
C-30	9.51	8883480	8694722	-2
C-32	10.15	8696097	8694722	0
C-34	10.75	8715040	8694722	0
C-36	11.34	8640324	8694722	1

Samples
20I0847-11
20I0951-15
20I0951-17

*One compound allowed %D</=50%

C:\MSDCHEM\4\DATA\D092120.SEC\D0921061.D

CT ETPH Discrimination Check

Data File Name D0921061.D
Data File Path C:\MSDCHEM\4\DATA\D092120.SEC\
Operator RDD
Date Acquired 9/22/1920 12:30
Acq. Method File EPH11D.M
Sample Name ETPH 1500
Instrument Name GCFID4

Name	Ret Time	Target Response	Average Response	*%D+/-20
C-9	1.65	8411988	9515522	12
C-10	2.28	8747878	9515522	8
C-12	3.19	9052395	9515522	5
C-14	3.90	9216525	9515522	3
C-16	4.51	9561268	9515522	0
C-18	5.05	9758323	9515522	-3
C-20	5.65	9716423	9515522	-2
C-22	6.39	9809616	9515522	-3
C-24	7.23	9848948	9515522	-4
C-26	8.04	9829064	9515522	-3
C-28	8.77	9887350	9515522	-4
C-30	9.45	9788510	9515522	-3
C-32	10.09	9639726	9515522	-1
C-34	10.68	9756289	9515522	-3
C-36	11.25	9708536	9515522	-2

Samples
20I0821-02
20I0821-03
20I0709-14RE1@5X
20I0847-07@5X
20I0847-09@5X

*One compound allowed %D</=50

REASONABLE CONFIDENCE PROTOCOL
LABORATORY ANALYSIS QA/QC CERTIFICATION FORM

Laboratory Name: Con-Test Analytical Laboratory

Client: AECOM Environment - Rocky Hill, CT

Project Location: Greenwich, CT

Project Number: 20I0847

Laboratory Sample ID(s):
20I0847-01 thru 20I0847-14

Sample Date(s):
09/16/2020

List RCP Methods Used:

CTDEP ETPH, SW-846 6010D, SW-846 8082A, SW-846 8260C-D, SW-846 8270D-E

1	For each analytical method referenced in this laboratory report package, were all specified QA/QC performance criteria followed, including the requirement to explain any criteria falling outside of acceptable guidelines, as specified in the CTDEP method-specific Reasonable Confidence Protocol documents?	☑ Yes ☐ No
1A	Were the method specified preservation and holding time requirements met?	☑ Yes ☐ No
1B	VPH and EPH Methods only: Was the VPH and EPH method conducted without significant modifications (see Section 11.3 of respective RCP methods)?	☐ Yes ☐ No ☑ N/A
2	Were all samples received by the laboratory in a condition consistent with that described on the associated chain-of-custody document(s)?	☑ Yes ☐ No
3	Were samples received at an appropriate temperature (< 6 degrees C.)?	☑ Yes ☐ No ☐ N/A
4	Were all QA/QC performance criteria specified in the CTDEP Reasonable Confidence Protocol documents achieved?	☐ Yes ☑ No
5A	Were reporting limits specified or referenced on the chain-of-custody?	☑ Yes ☐ No
5B	Were these reporting limits met?	☑ Yes ☐ No
6	For each analytical method referenced in this laboratory report package, were results reported for all constituents identified in the method-specific analyte lists presented in the Reasonable Confidence Protocol documents?	☐ Yes ☑ No
7	Are project-specific matrix spikes and laboratory duplicates included in this data set?	☐ Yes ☑ No

Notes: For all questions to which the response was "No" (with the exception of question #7), additional information must be provided in an attached narrative. If the answer to question #1, #1A, or #1B is "No", the data package does not meet the requirements for "Reasonable Confidence."
This form may not be altered and all questions must be answered.

Lisa A. Worthington

I, the undersigned, attest under the pains and penalties of perjury that, to the best of my knowledge and belief and based upon my personal inquiry of those responsible for providing the information contained in this analytical report, such information is accurate and complete.

Authorized Signature: Lisa Worthington **Position:** **Technical Representative**

Printed Name: **Lisa A. Worthington** **Date:** **09/23/20**

Name of Laboratory: **Con-Test Analytical Laboratory**

This certification form is to be used for RCP methods only.

con-test® ANALYTICAL LABORATORY
39 Spruce Street * East Longmeadow, MA 01028 * FAX 413/525-6405 * TEL. 413/525-2332

September 28, 2020

Dan Seremet
AECOM Environment - Rocky Hill, CT
500 Enterprise Drive, Suite 1A
Rocky Hill, CT 06067

Project Location: Greenwich, CT
Client Job Number:
Project Number: 60432356
Laboratory Work Order Number: 20I0953

Enclosed are results of analyses for samples received by the laboratory on September 17, 2020. If you have any questions concerning this report, please feel free to contact me.

Sincerely,

Kaitlyn A. Feliciano
Project Manager

Table of Contents

Sample Summary 4

Case Narrative 6

Sample Results 9

20I0953-01 9

20I0953-02 11

20I0953-03 13

20I0953-04 15

20I0953-05 17

20I0953-06 19

20I0953-07 21

20I0953-08 23

20I0953-09 25

20I0953-10 27

20I0953-11 30

20I0953-12 36

20I0953-13 42

20I0953-14 48

20I0953-15 54

20I0953-16 57

20I0953-17 59

Sample Preparation Information 61

QC Data 63

Semivolatile Organic Compounds by GC/MS 63

B267037 63

Polychlorinated Biphenyls with 3540 Soxhlet Extraction 66

Table of Contents (continued)

B266869 66

Petroleum Hydrocarbons Analyses 69

B266937 69

B267232 69

Metals Analyses (Total) 70

B266794 70

B266963 70

Conventional Chemistry Parameters by EPA/APHA/SW-846 Methods (Total) 72

B266757 72

SPLP - Semivolatile Organic Compounds by LC/MS-MS 73

B267047 73

Dual Column RPD Report 74

Flag/Qualifier Summary 98

Certifications 99

Chain of Custody/Sample Receipt 102

39 Spruce Street * East Longmeadow, MA 01028 * FAX 413/525-6405 * TEL. 413/525-2332

AECOM Environment - Rocky Hill, CT
500 Enterprise Drive, Suite 1A
Rocky Hill, CT 06067
ATTN: Dan Seremet

REPORT DATE: 9/28/2020

PURCHASE ORDER NUMBER: 99513ACM

PROJECT NUMBER: 60432356

ANALYTICAL SUMMARY

WORK ORDER NUMBER: 20I0953

The results of analyses performed on the following samples submitted to the CON-TEST Analytical Laboratory are found in this report.

PROJECT LOCATION: Greenwich, CT

FIELD SAMPLE #	LAB ID:	MATRIX	SAMPLE DESCRIPTION	TEST	SUB LAB
W22-MB55 (0.5-1)-1	20I0953-01	Soil		SM 2540G	
				SW-846 8082A	
South-B4 (0.5-1)-1	20I0953-02	Soil		SM 2540G	
				SW-846 8082A	
South-B4 (2-3)-1	20I0953-03	Soil		SM 2540G	
				SW-846 8082A	
South-B5 (0.5-1)-1	20I0953-04	Soil		SM 2540G	
				SW-846 8082A	
South-B5 (2-3)-1	20I0953-05	Soil		SM 2540G	
				SW-846 8082A	
X/Y15.5 (1-1.5)-1	20I0953-06	Soil		SM 2540G	
				SW-846 8082A	
X/Y15.5 (3-3.5)-1	20I0953-07	Soil		SM 2540G	
				SW-846 8082A	
X/Y15.5 (3-3.5)-2	20I0953-08	Soil		SM 2540G	
				SW-846 8082A	
Y12.5(1.5-2)-1	20I0953-09	Soil		SM 2540G	
				SW-846 8082A	
Y10.5(1.5-2)-1	20I0953-10	Soil		SM 2540G	
				SW-846 6010D	
				SW-846 8082A	
Y9(1.5-2)-1	20I0953-11	Soil		CTDEP ETPH	
				SM 2540G	
				SW-846 1312	
				SW-846 6010D	
				SW-846 8082A	
				SW-846 8270D-E	
Y7(1.5-2)-1	20I0953-12	Soil		CTDEP ETPH	
				SM 2540G	
				SW-846 1312	
				SW-846 6010D	
				SW-846 8082A	
				SW-846 8270D-E	
AA8(1-2)-1	20I0953-13	Soil		CTDEP ETPH	
				SM 2540G	
				SW-846 1312	
				SW-846 6010D	
				SW-846 8082A	
				SW-846 8270D-E	

39 Spruce Street * East Longmeadow, MA 01028 * FAX 413/525-6405 * TEL. 413/525-2332

AECOM Environment - Rocky Hill, CT
500 Enterprise Drive, Suite 1A
Rocky Hill, CT 06067
ATTN: Dan Seremet

REPORT DATE: 9/28/2020

PURCHASE ORDER NUMBER: 99513ACM

PROJECT NUMBER: 60432356

ANALYTICAL SUMMARY

WORK ORDER NUMBER: 20I0953

The results of analyses performed on the following samples submitted to the CON-TEST Analytical Laboratory are found in this report.

PROJECT LOCATION: Greenwich, CT

FIELD SAMPLE #	LAB ID:	MATRIX	SAMPLE DESCRIPTION	TEST	SUB LAB
AA8(1-2)-2	20I0953-14	Soil		CTDEP ETPH	
				SM 2540G	
				SW-846 1312	
				SW-846 6010D	
				SW-846 8082A	
				SW-846 8270D-E	
AC8(1-2)-1	20I0953-15	Soil		SM 2540G	
				SW-846 6010D	
				SW-846 7471B	
				SW-846 8082A	
AG8(1-2)-1	20I0953-16	Soil		SM 2540G	
				SW-846 8082A	
AG8(1-2)-2	20I0953-17	Soil		SM 2540G	
				SW-846 8082A	

39 Spruce Street * East Longmeadow, MA 01028 * FAX 413/525-6405 * TEL. 413/525-2332

CASE NARRATIVE SUMMARY

All reported results are within defined laboratory quality control objectives unless listed below or otherwise qualified in this report.

For method 8270E, only PAHs were requested and reported.

REVISED REPORT 9/28/2020- Sample -04 ID corrected.

39 Spruce Street * East Longmeadow, MA 01028 * FAX 413/525-6405 * TEL. 413/525-2332

CTDEP ETPH

Qualifications:

MS-07A

Matrix spike and spike duplicate recovery is outside of control limits. Analysis is in control based on laboratory fortified blank recovery. Possiblity of matrix effects that lead to low bias or non-homogeneous sample aliquot cannot be eliminated.

Analyte & Samples(s) Qualified:

CT ETPH

20I0953-13[AA8(1-2)-1], B266937-MS1, B266937-MSD1

SW-846 6010D

Qualifications:

L-07

Either laboratory fortified blank/laboratory control sample or duplicate recovery is outside of control limits, but the other is within limits. RPD between the two LFB/LCS results is within method specified criteria.

Analyte & Samples(s) Qualified:

Selenium

B266963-BS1, B266963-BSD1

SW-846 8082A

Qualifications:

MS-21

Matrix spike and/or spike duplicate recovery bias high due to contribution of other Aroclors present in the source sample.

Analyte & Samples(s) Qualified:

Aroclor-1016

B266869-MS1, B266869-MS2, B266869-MS3, B266869-MSD1, B266869-MSD2, B266869-MSD3

Aroclor-1016 [2C]

B266869-MS1, B266869-MS2, B266869-MS3, B266869-MSD1, B266869-MSD2, B266869-MSD3

Aroclor-1260

B266869-MS1, B266869-MS2, B266869-MS3, B266869-MSD1, B266869-MSD2, B266869-MSD3

Aroclor-1260 [2C]

B266869-MS1, B266869-MS2, B266869-MS3, B266869-MSD1, B266869-MSD2, B266869-MSD3

S-01

The surrogate recovery for this sample is not available due to sample dilution below the surrogate reporting limit required from high analyte concentration and/or matrix interferences.

Analyte & Samples(s) Qualified:

Decachlorobiphenyl

20I0953-04[South-B5 (0.5-1)-1], 20I0953-07[X/Y15.5 (3-3.5)-1], 20I0953-08[X/Y15.5 (3-3.5)-2], 20I0953-11[Y9(1.5-2)-1], 20I0953-15[AC8(1-2)-1]

Decachlorobiphenyl [2C]

20I0953-04[South-B5 (0.5-1)-1], 20I0953-07[X/Y15.5 (3-3.5)-1], 20I0953-08[X/Y15.5 (3-3.5)-2], 20I0953-11[Y9(1.5-2)-1], 20I0953-15[AC8(1-2)-1]

Tetrachloro-m-xylene

20I0953-04[South-B5 (0.5-1)-1], 20I0953-07[X/Y15.5 (3-3.5)-1], 20I0953-08[X/Y15.5 (3-3.5)-2], 20I0953-11[Y9(1.5-2)-1], 20I0953-15[AC8(1-2)-1]

Tetrachloro-m-xylene [2C]

20I0953-04[South-B5 (0.5-1)-1], 20I0953-07[X/Y15.5 (3-3.5)-1], 20I0953-08[X/Y15.5 (3-3.5)-2], 20I0953-11[Y9(1.5-2)-1], 20I0953-15[AC8(1-2)-1]

SW-846 8270D-E

Qualifications:

MS-23

Either matrix spike or MS duplicate is outside of control limits, but the other is within limits. RPD between the two MS/MSD results is outside of the method specified criteria. Reduced precision anticipated for any reported result for this compound.

Analyte & Samples(s) Qualified:

2-Methylnaphthalene

B267037-MS1

Naphthalene

B267037-MS1

39 Spruce Street * East Longmeadow, MA 01028 * FAX 413/525-6405 * TEL. 413/525-2332

R-06

Matrix spike duplicate RPD is outside of control limits. Reduced precision is anticipated for reported result for this compound in this sample.

Analyte & Samples(s) Qualified:

2-Methylnaphthalene
20I0953-13[AA8(1-2)-1], B267037-MSD1

Naphthalene
20I0953-13[AA8(1-2)-1], B267037-MSD1

S-07

One associated surrogate standard recovery is outside of control limits but the other(s) is/are within limits. All recoveries are > 10%.

Analyte & Samples(s) Qualified:

Nitrobenzene-d5
20I0953-12[Y7(1.5-2)-1], B267037-MS1

The results of analyses reported only relate to samples submitted to the Con-Test Analytical Laboratory for testing.
I certify that the analyses listed above, unless specifically listed as subcontracted, if any, were performed under my direction according to the approved methodologies listed in this document, and that based upon my inquiry of those individuals immediately responsible for obtaining the information, the material contained in this report is, to the best of my knowledge and belief, accurate and complete.

Kaitlyn A. Feliciano
Project Manager

con-test® ANALYTICAL LABORATORY

39 Spruce Street * East Longmeadow, MA 01028 * FAX 413/525-6405 * TEL. 413/525-2332

Project Location: Greenwich, CT | Sample Description: | Work Order: 20I0953

Date Received: 9/17/2020

Field Sample #: W22-MB55 (0.5-1)-1 | Sampled: 9/17/2020 07:00

Sample ID: 20I0953-01

Sample Matrix: Soil

Polychlorinated Biphenyls with 3540 Soxhlet Extraction

Analyte	Results	RL	Units	Dilution	Flag/Qual	Method	Date Prepared	Date/Time Analyzed	Analyst
Aroclor-1016 [1]	ND	0.085	mg/Kg dry	4		SW-846 8082A	9/19/20	9/25/20 16:47	AYH
Aroclor-1221 [1]	ND	0.085	mg/Kg dry	4		SW-846 8082A	9/19/20	9/25/20 16:47	AYH
Aroclor-1232 [1]	ND	0.085	mg/Kg dry	4		SW-846 8082A	9/19/20	9/25/20 16:47	AYH
Aroclor-1242 [1]	ND	0.085	mg/Kg dry	4		SW-846 8082A	9/19/20	9/25/20 16:47	AYH
Aroclor-1248 [2]	0.58	0.085	mg/Kg dry	4		SW-846 8082A	9/19/20	9/25/20 16:47	AYH
Aroclor-1254 [1]	0.32	0.085	mg/Kg dry	4		SW-846 8082A	9/19/20	9/25/20 16:47	AYH
Aroclor-1260 [1]	ND	0.085	mg/Kg dry	4		SW-846 8082A	9/19/20	9/25/20 16:47	AYH
Aroclor-1262 [1]	ND	0.085	mg/Kg dry	4		SW-846 8082A	9/19/20	9/25/20 16:47	AYH
Aroclor-1268 [1]	ND	0.085	mg/Kg dry	4		SW-846 8082A	9/19/20	9/25/20 16:47	AYH

Surrogates	% Recovery	Recovery Limits	Flag/Qual	
Decachlorobiphenyl [1]	96.6	30-150		9/25/20 16:47
Decachlorobiphenyl [2]	112	30-150		9/25/20 16:47
Tetrachloro-m-xylene [1]	88.7	30-150		9/25/20 16:47
Tetrachloro-m-xylene [2]	99.6	30-150		9/25/20 16:47

39 Spruce Street * East Longmeadow, MA 01028 * FAX 413/525-6405 * TEL. 413/525-2332

Project Location: Greenwich, CT
Sample Description:
Work Order: 20I0953

Date Received: 9/17/2020

Field Sample #: W22-MB55 (0.5-1)-1
Sampled: 9/17/2020 07:00

Sample ID: 20I0953-01

Sample Matrix: Soil

Conventional Chemistry Parameters by EPA/APHA/SW-846 Methods (Total)

Analyte	Results	RL	Units	Dilution	Flag/Qual	Method	Date Prepared	Date/Time Analyzed	Analyst
% Solids	90.1		% Wt	1		SM 2540G	9/18/20	9/18/20 11:56	CJT

39 Spruce Street * East Longmeadow, MA 01028 * FAX 413/525-6405 * TEL. 413/525-2332

Project Location: Greenwich, CT
Sample Description:
Work Order: 20I0953

Date Received: 9/17/2020

Field Sample #: South-B4 (0.5-1)-1
Sampled: 9/17/2020 07:25

Sample ID: 20I0953-02

Sample Matrix: Soil

Polychlorinated Biphenyls with 3540 Soxhlet Extraction

Analyte	Results	RL	Units	Dilution	Flag/Qual	Method	Date Prepared	Date/Time Analyzed	Analyst
Aroclor-1016 [1]	ND	0.084	mg/Kg dry	4		SW-846 8082A	9/19/20	9/25/20 17:05	AYH
Aroclor-1221 [1]	ND	0.084	mg/Kg dry	4		SW-846 8082A	9/19/20	9/25/20 17:05	AYH
Aroclor-1232 [1]	ND	0.084	mg/Kg dry	4		SW-846 8082A	9/19/20	9/25/20 17:05	AYH
Aroclor-1242 [1]	ND	0.084	mg/Kg dry	4		SW-846 8082A	9/19/20	9/25/20 17:05	AYH
Aroclor-1248 [2]	0.40	0.084	mg/Kg dry	4		SW-846 8082A	9/19/20	9/25/20 17:05	AYH
Aroclor-1254 [1]	0.59	0.084	mg/Kg dry	4		SW-846 8082A	9/19/20	9/25/20 17:05	AYH
Aroclor-1260 [1]	ND	0.084	mg/Kg dry	4		SW-846 8082A	9/19/20	9/25/20 17:05	AYH
Aroclor-1262 [1]	ND	0.084	mg/Kg dry	4		SW-846 8082A	9/19/20	9/25/20 17:05	AYH
Aroclor-1268 [1]	ND	0.084	mg/Kg dry	4		SW-846 8082A	9/19/20	9/25/20 17:05	AYH

Surrogates	% Recovery	Recovery Limits	Flag/Qual	
Decachlorobiphenyl [1]	107	30-150		9/25/20 17:05
Decachlorobiphenyl [2]	122	30-150		9/25/20 17:05
Tetrachloro-m-xylene [1]	99.7	30-150		9/25/20 17:05
Tetrachloro-m-xylene [2]	114	30-150		9/25/20 17:05

39 Spruce Street * East Longmeadow, MA 01028 * FAX 413/525-6405 * TEL. 413/525-2332

Project Location: Greenwich, CT
Sample Description:
Work Order: 20I0953

Date Received: 9/17/2020

Field Sample #: South-B4 (0.5-1)-1
Sampled: 9/17/2020 07:25

Sample ID: 20I0953-02

Sample Matrix: Soil

Conventional Chemistry Parameters by EPA/APHA/SW-846 Methods (Total)

Analyte	Results	RL	Units	Dilution	Flag/Qual	Method	Date Prepared	Date/Time Analyzed	Analyst
% Solids	91.7		% Wt	1		SM 2540G	9/18/20	9/18/20 11:57	CJT

con-test® ANALYTICAL LABORATORY

39 Spruce Street * East Longmeadow, MA 01028 * FAX 413/525-6405 * TEL. 413/525-2332

Project Location: Greenwich, CT | Sample Description: | Work Order: 20I0953

Date Received: 9/17/2020

Field Sample #: South-B4 (2-3)-1 | Sampled: 9/17/2020 07:30

Sample ID: 20I0953-03

Sample Matrix: Soil

Polychlorinated Biphenyls with 3540 Soxhlet Extraction

Analyte	Results	RL	Units	Dilution	Flag/Qual	Method	Date Prepared	Date/Time Analyzed	Analyst
Aroclor-1016 [1]	ND	0.086	mg/Kg dry	4		SW-846 8082A	9/19/20	9/25/20 17:23	AYH
Aroclor-1221 [1]	ND	0.086	mg/Kg dry	4		SW-846 8082A	9/19/20	9/25/20 17:23	AYH
Aroclor-1232 [1]	ND	0.086	mg/Kg dry	4		SW-846 8082A	9/19/20	9/25/20 17:23	AYH
Aroclor-1242 [1]	ND	0.086	mg/Kg dry	4		SW-846 8082A	9/19/20	9/25/20 17:23	AYH
Aroclor-1248 [1]	ND	0.086	mg/Kg dry	4		SW-846 8082A	9/19/20	9/25/20 17:23	AYH
Aroclor-1254 [1]	ND	0.086	mg/Kg dry	4		SW-846 8082A	9/19/20	9/25/20 17:23	AYH
Aroclor-1260 [1]	ND	0.086	mg/Kg dry	4		SW-846 8082A	9/19/20	9/25/20 17:23	AYH
Aroclor-1262 [1]	ND	0.086	mg/Kg dry	4		SW-846 8082A	9/19/20	9/25/20 17:23	AYH
Aroclor-1268 [1]	ND	0.086	mg/Kg dry	4		SW-846 8082A	9/19/20	9/25/20 17:23	AYH

Surrogates	% Recovery	Recovery Limits	Flag/Qual	
Decachlorobiphenyl [1]	111	30-150		9/25/20 17:23
Decachlorobiphenyl [2]	122	30-150		9/25/20 17:23
Tetrachloro-m-xylene [1]	97.5	30-150		9/25/20 17:23
Tetrachloro-m-xylene [2]	112	30-150		9/25/20 17:23

39 Spruce Street * East Longmeadow, MA 01028 * FAX 413/525-6405 * TEL. 413/525-2332

Project Location: Greenwich, CT
Sample Description:
Work Order: 20I0953

Date Received: 9/17/2020

Field Sample #: South-B4 (2-3)-1
Sampled: 9/17/2020 07:30

Sample ID: 20I0953-03

Sample Matrix: Soil

Conventional Chemistry Parameters by EPA/APHA/SW-846 Methods (Total)

Analyte	Results	RL	Units	Dilution	Flag/Qual	Method	Date Prepared	Date/Time Analyzed	Analyst
% Solids	91.4		% Wt	1		SM 2540G	9/18/20	9/18/20 11:57	CJT

39 Spruce Street * East Longmeadow, MA 01028 * FAX 413/525-6405 * TEL. 413/525-2332

Project Location: Greenwich, CT
Sample Description:
Work Order: 20I0953

Date Received: 9/17/2020

Field Sample #: South-B5 (0.5-1)-1
Sampled: 9/17/2020 07:50

Sample ID: 20I0953-04

Sample Matrix: Soil

Polychlorinated Biphenyls with 3540 Soxhlet Extraction

Analyte	Results	RL	Units	Dilution	Flag/Qual	Method	Date Prepared	Date/Time Analyzed	Analyst
Aroclor-1016 [1]	ND	1.7	mg/Kg dry	80		SW-846 8082A	9/19/20	9/26/20 8:12	AYH
Aroclor-1221 [1]	ND	1.7	mg/Kg dry	80		SW-846 8082A	9/19/20	9/26/20 8:12	AYH
Aroclor-1232 [1]	ND	1.7	mg/Kg dry	80		SW-846 8082A	9/19/20	9/26/20 8:12	AYH
Aroclor-1242 [1]	ND	1.7	mg/Kg dry	80		SW-846 8082A	9/19/20	9/26/20 8:12	AYH
Aroclor-1248 [2]	12	1.7	mg/Kg dry	80		SW-846 8082A	9/19/20	9/26/20 8:12	AYH
Aroclor-1254 [1]	ND	1.7	mg/Kg dry	80		SW-846 8082A	9/19/20	9/26/20 8:12	AYH
Aroclor-1260 [1]	ND	1.7	mg/Kg dry	80		SW-846 8082A	9/19/20	9/26/20 8:12	AYH
Aroclor-1262 [1]	ND	1.7	mg/Kg dry	80		SW-846 8082A	9/19/20	9/26/20 8:12	AYH
Aroclor-1268 [1]	ND	1.7	mg/Kg dry	80		SW-846 8082A	9/19/20	9/26/20 8:12	AYH

Surrogates	% Recovery	Recovery Limits	Flag/Qual	
Decachlorobiphenyl [1]	*	30-150	S-01	9/26/20 8:12
Decachlorobiphenyl [2]	*	30-150	S-01	9/26/20 8:12
Tetrachloro-m-xylene [1]	*	30-150	S-01	9/26/20 8:12
Tetrachloro-m-xylene [2]	*	30-150	S-01	9/26/20 8:12

39 Spruce Street * East Longmeadow, MA 01028 * FAX 413/525-6405 * TEL. 413/525-2332

Project Location: Greenwich, CT
Sample Description:
Work Order: 20I0953

Date Received: 9/17/2020

Field Sample #: South-B5 (0.5-1)-1
Sampled: 9/17/2020 07:50

Sample ID: 20I0953-04

Sample Matrix: Soil

Conventional Chemistry Parameters by EPA/APHA/SW-846 Methods (Total)

Analyte	Results	RL	Units	Dilution	Flag/Qual	Method	Date Prepared	Date/Time Analyzed	Analyst
% Solids	93.1		% Wt	1		SM 2540G	9/18/20	9/18/20 11:57	CJT

con-test® ANALYTICAL LABORATORY

39 Spruce Street * East Longmeadow, MA 01028 * FAX 413/525-6405 * TEL. 413/525-2332

Project Location: Greenwich, CT | Sample Description: | Work Order: 20I0953

Date Received: 9/17/2020

Field Sample #: South-B5 (2-3)-1 | Sampled: 9/17/2020 07:55

Sample ID: 20I0953-05

Sample Matrix: Soil

Polychlorinated Biphenyls with 3540 Soxhlet Extraction

Analyte	Results	RL	Units	Dilution	Flag/Qual	Method	Date Prepared	Date/Time Analyzed	Analyst
Aroclor-1016 [1]	ND	0.084	mg/Kg dry	4		SW-846 8082A	9/19/20	9/25/20 17:59	AYH
Aroclor-1221 [1]	ND	0.084	mg/Kg dry	4		SW-846 8082A	9/19/20	9/25/20 17:59	AYH
Aroclor-1232 [1]	ND	0.084	mg/Kg dry	4		SW-846 8082A	9/19/20	9/25/20 17:59	AYH
Aroclor-1242 [1]	ND	0.084	mg/Kg dry	4		SW-846 8082A	9/19/20	9/25/20 17:59	AYH
Aroclor-1248 [2]	1.6	0.084	mg/Kg dry	4		SW-846 8082A	9/19/20	9/25/20 17:59	AYH
Aroclor-1254 [1]	ND	0.084	mg/Kg dry	4		SW-846 8082A	9/19/20	9/25/20 17:59	AYH
Aroclor-1260 [1]	ND	0.084	mg/Kg dry	4		SW-846 8082A	9/19/20	9/25/20 17:59	AYH
Aroclor-1262 [1]	ND	0.084	mg/Kg dry	4		SW-846 8082A	9/19/20	9/25/20 17:59	AYH
Aroclor-1268 [1]	ND	0.084	mg/Kg dry	4		SW-846 8082A	9/19/20	9/25/20 17:59	AYH

Surrogates	% Recovery	Recovery Limits	Flag/Qual	
Decachlorobiphenyl [1]	112	30-150		9/25/20 17:59
Decachlorobiphenyl [2]	125	30-150		9/25/20 17:59
Tetrachloro-m-xylene [1]	99.9	30-150		9/25/20 17:59
Tetrachloro-m-xylene [2]	114	30-150		9/25/20 17:59

39 Spruce Street * East Longmeadow, MA 01028 * FAX 413/525-6405 * TEL. 413/525-2332

Project Location: Greenwich, CT
Sample Description:
Work Order: 20I0953

Date Received: 9/17/2020

Field Sample #: South-B5 (2-3)-1
Sampled: 9/17/2020 07:55

Sample ID: 20I0953-05

Sample Matrix: Soil

Conventional Chemistry Parameters by EPA/APHA/SW-846 Methods (Total)

Analyte	Results	RL	Units	Dilution	Flag/Qual	Method	Date Prepared	Date/Time Analyzed	Analyst
% Solids	91.5		% Wt	1		SM 2540G	9/18/20	9/18/20 11:57	CJT

con-test® ANALYTICAL LABORATORY

39 Spruce Street * East Longmeadow, MA 01028 * FAX 413/525-6405 * TEL. 413/525-2332

Project Location: Greenwich, CT | Sample Description: | Work Order: 20I0953

Date Received: 9/17/2020

Field Sample #: X/Y15.5 (1-1.5)-1 | Sampled: 9/17/2020 09:00

Sample ID: 20I0953-06

Sample Matrix: Soil

Polychlorinated Biphenyls with 3540 Soxhlet Extraction

Analyte	Results	RL	Units	Dilution	Flag/Qual	Method	Date Prepared	Date/Time Analyzed	Analyst
Aroclor-1016 [1]	ND	0.086	mg/Kg dry	4		SW-846 8082A	9/19/20	9/25/20 18:17	AYH
Aroclor-1221 [1]	ND	0.086	mg/Kg dry	4		SW-846 8082A	9/19/20	9/25/20 18:17	AYH
Aroclor-1232 [1]	ND	0.086	mg/Kg dry	4		SW-846 8082A	9/19/20	9/25/20 18:17	AYH
Aroclor-1242 [1]	ND	0.086	mg/Kg dry	4		SW-846 8082A	9/19/20	9/25/20 18:17	AYH
Aroclor-1248 [2]	0.38	0.086	mg/Kg dry	4		SW-846 8082A	9/19/20	9/25/20 18:17	AYH
Aroclor-1254 [2]	0.39	0.086	mg/Kg dry	4		SW-846 8082A	9/19/20	9/25/20 18:17	AYH
Aroclor-1260 [1]	ND	0.086	mg/Kg dry	4		SW-846 8082A	9/19/20	9/25/20 18:17	AYH
Aroclor-1262 [1]	ND	0.086	mg/Kg dry	4		SW-846 8082A	9/19/20	9/25/20 18:17	AYH
Aroclor-1268 [1]	ND	0.086	mg/Kg dry	4		SW-846 8082A	9/19/20	9/25/20 18:17	AYH

Surrogates	% Recovery	Recovery Limits	Flag/Qual	
Decachlorobiphenyl [1]	109	30-150		9/25/20 18:17
Decachlorobiphenyl [2]	121	30-150		9/25/20 18:17
Tetrachloro-m-xylene [1]	100	30-150		9/25/20 18:17
Tetrachloro-m-xylene [2]	113	30-150		9/25/20 18:17

39 Spruce Street * East Longmeadow, MA 01028 * FAX 413/525-6405 * TEL. 413/525-2332

Project Location: Greenwich, CT
Sample Description:
Work Order: 20I0953

Date Received: 9/17/2020

Field Sample #: X/Y15.5 (1-1.5)-1
Sampled: 9/17/2020 09:00

Sample ID: 20I0953-06

Sample Matrix: Soil

Conventional Chemistry Parameters by EPA/APHA/SW-846 Methods (Total)

Analyte	Results	RL	Units	Dilution	Flag/Qual	Method	Date Prepared	Date/Time Analyzed	Analyst
% Solids	88.0		% Wt	1		SM 2540G	9/18/20	9/18/20 11:57	CJT

con-test® ANALYTICAL LABORATORY

39 Spruce Street * East Longmeadow, MA 01028 * FAX 413/525-6405 * TEL. 413/525-2332

Project Location: Greenwich, CT | Sample Description: | Work Order: 20I0953

Date Received: 9/17/2020

Field Sample #: X/Y15.5 (3-3.5)-1 | Sampled: 9/17/2020 09:15

Sample ID: 20I0953-07

Sample Matrix: Soil

Polychlorinated Biphenyls with 3540 Soxhlet Extraction

Analyte	Results	RL	Units	Dilution	Flag/Qual	Method	Date Prepared	Date/Time Analyzed	Analyst
Aroclor-1016 [1]	ND	0.90	mg/Kg dry	40		SW-846 8082A	9/19/20	9/26/20 8:24	AYH
Aroclor-1221 [1]	ND	0.90	mg/Kg dry	40		SW-846 8082A	9/19/20	9/26/20 8:24	AYH
Aroclor-1232 [1]	ND	0.90	mg/Kg dry	40		SW-846 8082A	9/19/20	9/26/20 8:24	AYH
Aroclor-1242 [1]	ND	0.90	mg/Kg dry	40		SW-846 8082A	9/19/20	9/26/20 8:24	AYH
Aroclor-1248 [2]	8.1	0.90	mg/Kg dry	40		SW-846 8082A	9/19/20	9/26/20 8:24	AYH
Aroclor-1254 [1]	ND	0.90	mg/Kg dry	40		SW-846 8082A	9/19/20	9/26/20 8:24	AYH
Aroclor-1260 [1]	ND	0.90	mg/Kg dry	40		SW-846 8082A	9/19/20	9/26/20 8:24	AYH
Aroclor-1262 [1]	ND	0.90	mg/Kg dry	40		SW-846 8082A	9/19/20	9/26/20 8:24	AYH
Aroclor-1268 [1]	ND	0.90	mg/Kg dry	40		SW-846 8082A	9/19/20	9/26/20 8:24	AYH

Surrogates	% Recovery	Recovery Limits	Flag/Qual	
Decachlorobiphenyl [1]	*	30-150	S-01	9/26/20 8:24
Decachlorobiphenyl [2]	*	30-150	S-01	9/26/20 8:24
Tetrachloro-m-xylene [1]	*	30-150	S-01	9/26/20 8:24
Tetrachloro-m-xylene [2]	*	30-150	S-01	9/26/20 8:24

39 Spruce Street * East Longmeadow, MA 01028 * FAX 413/525-6405 * TEL. 413/525-2332

Project Location: Greenwich, CT
Sample Description:
Work Order: 20I0953

Date Received: 9/17/2020

Field Sample #: X/Y15.5 (3-3.5)-1
Sampled: 9/17/2020 09:15

Sample ID: 20I0953-07

Sample Matrix: Soil

Conventional Chemistry Parameters by EPA/APHA/SW-846 Methods (Total)

Analyte	Results	RL	Units	Dilution	Flag/Qual	Method	Date Prepared	Date/Time Analyzed	Analyst
% Solids	87.6		% Wt	1		SM 2540G	9/18/20	9/18/20 11:57	CJT

con-test® ANALYTICAL LABORATORY

39 Spruce Street * East Longmeadow, MA 01028 * FAX 413/525-6405 * TEL. 413/525-2332

Project Location: Greenwich, CT | Sample Description: | Work Order: 20I0953

Date Received: 9/17/2020

Field Sample #: X/Y15.5 (3-3.5)-2 | Sampled: 9/17/2020 09:20

Sample ID: 20I0953-08

Sample Matrix: Soil

Polychlorinated Biphenyls with 3540 Soxhlet Extraction

Analyte	Results	RL	Units	Dilution	Flag/Qual	Method	Date Prepared	Date/Time Analyzed	Analyst
Aroclor-1016 [1]	ND	0.91	mg/Kg dry	40		SW-846 8082A	9/19/20	9/26/20 8:37	AYH
Aroclor-1221 [1]	ND	0.91	mg/Kg dry	40		SW-846 8082A	9/19/20	9/26/20 8:37	AYH
Aroclor-1232 [1]	ND	0.91	mg/Kg dry	40		SW-846 8082A	9/19/20	9/26/20 8:37	AYH
Aroclor-1242 [1]	ND	0.91	mg/Kg dry	40		SW-846 8082A	9/19/20	9/26/20 8:37	AYH
Aroclor-1248 [2]	7.2	0.91	mg/Kg dry	40		SW-846 8082A	9/19/20	9/26/20 8:37	AYH
Aroclor-1254 [1]	ND	0.91	mg/Kg dry	40		SW-846 8082A	9/19/20	9/26/20 8:37	AYH
Aroclor-1260 [1]	ND	0.91	mg/Kg dry	40		SW-846 8082A	9/19/20	9/26/20 8:37	AYH
Aroclor-1262 [1]	ND	0.91	mg/Kg dry	40		SW-846 8082A	9/19/20	9/26/20 8:37	AYH
Aroclor-1268 [1]	ND	0.91	mg/Kg dry	40		SW-846 8082A	9/19/20	9/26/20 8:37	AYH

Surrogates	% Recovery	Recovery Limits	Flag/Qual	
Decachlorobiphenyl [1]	*	30-150	S-01	9/26/20 8:37
Decachlorobiphenyl [2]	*	30-150	S-01	9/26/20 8:37
Tetrachloro-m-xylene [1]	*	30-150	S-01	9/26/20 8:37
Tetrachloro-m-xylene [2]	*	30-150	S-01	9/26/20 8:37

39 Spruce Street * East Longmeadow, MA 01028 * FAX 413/525-6405 * TEL. 413/525-2332

Project Location: Greenwich, CT
Sample Description:
Work Order: 20I0953

Date Received: 9/17/2020

Field Sample #: X/Y15.5 (3-3.5)-2
Sampled: 9/17/2020 09:20

Sample ID: 20I0953-08

Sample Matrix: Soil

Conventional Chemistry Parameters by EPA/APHA/SW-846 Methods (Total)

Analyte	Results	RL	Units	Dilution	Flag/Qual	Method	Date Prepared	Date/Time Analyzed	Analyst
% Solids	87.1		% Wt	1		SM 2540G	9/18/20	9/18/20 11:58	CJT

39 Spruce Street * East Longmeadow, MA 01028 * FAX 413/525-6405 * TEL. 413/525-2332

Project Location: Greenwich, CT
Sample Description:
Work Order: 20I0953

Date Received: 9/17/2020

Field Sample #: Y12.5(1.5-2)-1
Sampled: 9/17/2020 09:50

Sample ID: 20I0953-09

Sample Matrix: Soil

Polychlorinated Biphenyls with 3540 Soxhlet Extraction

Analyte	Results	RL	Units	Dilution	Flag/Qual	Method	Date Prepared	Date/Time Analyzed	Analyst
Aroclor-1016 [1]	ND	0.089	mg/Kg dry	4		SW-846 8082A	9/19/20	9/25/20 20:17	AYH
Aroclor-1221 [1]	ND	0.089	mg/Kg dry	4		SW-846 8082A	9/19/20	9/25/20 20:17	AYH
Aroclor-1232 [1]	ND	0.089	mg/Kg dry	4		SW-846 8082A	9/19/20	9/25/20 20:17	AYH
Aroclor-1242 [1]	ND	0.089	mg/Kg dry	4		SW-846 8082A	9/19/20	9/25/20 20:17	AYH
Aroclor-1248 [1]	0.22	0.089	mg/Kg dry	4		SW-846 8082A	9/19/20	9/25/20 20:17	AYH
Aroclor-1254 [1]	0.21	0.089	mg/Kg dry	4		SW-846 8082A	9/19/20	9/25/20 20:17	AYH
Aroclor-1260 [1]	ND	0.089	mg/Kg dry	4		SW-846 8082A	9/19/20	9/25/20 20:17	AYH
Aroclor-1262 [1]	ND	0.089	mg/Kg dry	4		SW-846 8082A	9/19/20	9/25/20 20:17	AYH
Aroclor-1268 [1]	ND	0.089	mg/Kg dry	4		SW-846 8082A	9/19/20	9/25/20 20:17	AYH

Surrogates	% Recovery	Recovery Limits	Flag/Qual	
Decachlorobiphenyl [1]	111	30-150		9/25/20 20:17
Decachlorobiphenyl [2]	143	30-150		9/25/20 20:17
Tetrachloro-m-xylene [1]	107	30-150		9/25/20 20:17
Tetrachloro-m-xylene [2]	115	30-150		9/25/20 20:17

39 Spruce Street * East Longmeadow, MA 01028 * FAX 413/525-6405 * TEL. 413/525-2332

Project Location: Greenwich, CT
Sample Description:
Work Order: 20I0953

Date Received: 9/17/2020

Field Sample #: Y12.5(1.5-2)-1
Sampled: 9/17/2020 09:50

Sample ID: 20I0953-09

Sample Matrix: Soil

Conventional Chemistry Parameters by EPA/APHA/SW-846 Methods (Total)

Analyte	Results	RL	Units	Dilution	Flag/Qual	Method	Date Prepared	Date/Time Analyzed	Analyst
% Solids	88.5		% Wt	1		SM 2540G	9/18/20	9/18/20 11:58	CJT

con-test® ANALYTICAL LABORATORY

39 Spruce Street * East Longmeadow, MA 01028 * FAX 413/525-6405 * TEL. 413/525-2332

Project Location: Greenwich, CT | Sample Description: | Work Order: 20I0953

Date Received: 9/17/2020

Field Sample #: Y10.5(1.5-2)-1 | Sampled: 9/17/2020 10:05

Sample ID: 20I0953-10

Sample Matrix: Soil

Polychlorinated Biphenyls with 3540 Soxhlet Extraction

Analyte	Results	RL	Units	Dilution	Flag/Qual	Method	Date Prepared	Date/Time Analyzed	Analyst
Aroclor-1016 [1]	ND	0.46	mg/Kg dry	20		SW-846 8082A	9/19/20	9/26/20 8:50	AYH
Aroclor-1221 [1]	ND	0.46	mg/Kg dry	20		SW-846 8082A	9/19/20	9/26/20 8:50	AYH
Aroclor-1232 [1]	ND	0.46	mg/Kg dry	20		SW-846 8082A	9/19/20	9/26/20 8:50	AYH
Aroclor-1242 [1]	ND	0.46	mg/Kg dry	20		SW-846 8082A	9/19/20	9/26/20 8:50	AYH
Aroclor-1248 [2]	4.2	0.46	mg/Kg dry	20		SW-846 8082A	9/19/20	9/26/20 8:50	AYH
Aroclor-1254 [1]	ND	0.46	mg/Kg dry	20		SW-846 8082A	9/19/20	9/26/20 8:50	AYH
Aroclor-1260 [1]	ND	0.46	mg/Kg dry	20		SW-846 8082A	9/19/20	9/26/20 8:50	AYH
Aroclor-1262 [1]	ND	0.46	mg/Kg dry	20		SW-846 8082A	9/19/20	9/26/20 8:50	AYH
Aroclor-1268 [1]	ND	0.46	mg/Kg dry	20		SW-846 8082A	9/19/20	9/26/20 8:50	AYH

Surrogates	% Recovery	Recovery Limits	Flag/Qual	
Decachlorobiphenyl [1]	115	30-150		9/26/20 8:50
Decachlorobiphenyl [2]	130	30-150		9/26/20 8:50
Tetrachloro-m-xylene [1]	106	30-150		9/26/20 8:50
Tetrachloro-m-xylene [2]	124	30-150		9/26/20 8:50

39 Spruce Street * East Longmeadow, MA 01028 * FAX 413/525-6405 * TEL. 413/525-2332

Project Location: Greenwich, CT
Sample Description:
Work Order: 20I0953

Date Received: 9/17/2020

Field Sample #: Y10.5(1.5-2)-1
Sampled: 9/17/2020 10:05

Sample ID: 20I0953-10

Sample Matrix: Soil

Metals Analyses (Total)

Analyte	Results	RL	Units	Dilution	Flag/Qual	Method	Date Prepared	Date/Time Analyzed	Analyst
Antimony	ND	2.1	mg/Kg dry	1		SW-846 6010D	9/21/20	9/22/20 16:48	MJH
Arsenic	4.2	4.1	mg/Kg dry	1		SW-846 6010D	9/21/20	9/22/20 16:48	MJH
Copper	35	0.83	mg/Kg dry	1		SW-846 6010D	9/21/20	9/22/20 16:48	MJH
Lead	53	0.62	mg/Kg dry	1		SW-846 6010D	9/21/20	9/22/20 16:48	MJH

39 Spruce Street * East Longmeadow, MA 01028 * FAX 413/525-6405 * TEL. 413/525-2332

Project Location: Greenwich, CT
Sample Description:
Work Order: 20I0953

Date Received: 9/17/2020

Field Sample #: Y10.5(1.5-2)-1
Sampled: 9/17/2020 10:05

Sample ID: 20I0953-10

Sample Matrix: Soil

Conventional Chemistry Parameters by EPA/APHA/SW-846 Methods (Total)

Analyte	Results	RL	Units	Dilution	Flag/Qual	Method	Date Prepared	Date/Time Analyzed	Analyst
% Solids	81.3		% Wt	1		SM 2540G	9/18/20	9/18/20 11:58	CJT

con-test® ANALYTICAL LABORATORY

39 Spruce Street * East Longmeadow, MA 01028 * FAX 413/525-6405 * TEL. 413/525-2332

Project Location: Greenwich, CT | Sample Description: | Work Order: 20I0953

Date Received: 9/17/2020

Field Sample #: Y9(1.5-2)-1 | Sampled: 9/17/2020 10:50

Sample ID: 20I0953-11

Sample Matrix: Soil

Semivolatile Organic Compounds by GC/MS

Analyte	Results	RL	Units	Dilution	Flag/Qual	Method	Date Prepared	Date/Time Analyzed	Analyst
Acenaphthene	ND	0.20	mg/Kg dry	1		SW-846 8270D-E	9/22/20	9/25/20 12:37	IMR
Acenaphthylene	ND	0.20	mg/Kg dry	1		SW-846 8270D-E	9/22/20	9/25/20 12:37	IMR
Anthracene	ND	0.20	mg/Kg dry	1		SW-846 8270D-E	9/22/20	9/25/20 12:37	IMR
Benzo(a)anthracene	0.27	0.20	mg/Kg dry	1		SW-846 8270D-E	9/22/20	9/25/20 12:37	IMR
Benzo(a)pyrene	0.24	0.20	mg/Kg dry	1		SW-846 8270D-E	9/22/20	9/25/20 12:37	IMR
Benzo(b)fluoranthene	0.34	0.20	mg/Kg dry	1		SW-846 8270D-E	9/22/20	9/25/20 12:37	IMR
Benzo(g,h,i)perylene	ND	0.20	mg/Kg dry	1		SW-846 8270D-E	9/22/20	9/25/20 12:37	IMR
Benzo(k)fluoranthene	ND	0.20	mg/Kg dry	1		SW-846 8270D-E	9/22/20	9/25/20 12:37	IMR
Chrysene	0.27	0.20	mg/Kg dry	1		SW-846 8270D-E	9/22/20	9/25/20 12:37	IMR
Dibenz(a,h)anthracene	ND	0.20	mg/Kg dry	1		SW-846 8270D-E	9/22/20	9/25/20 12:37	IMR
Fluoranthene	0.62	0.20	mg/Kg dry	1		SW-846 8270D-E	9/22/20	9/25/20 12:37	IMR
Fluorene	ND	0.20	mg/Kg dry	1		SW-846 8270D-E	9/22/20	9/25/20 12:37	IMR
Indeno(1,2,3-cd)pyrene	ND	0.20	mg/Kg dry	1		SW-846 8270D-E	9/22/20	9/25/20 12:37	IMR
2-Methylnaphthalene	ND	0.20	mg/Kg dry	1		SW-846 8270D-E	9/22/20	9/25/20 12:37	IMR
Naphthalene	ND	0.20	mg/Kg dry	1		SW-846 8270D-E	9/22/20	9/25/20 12:37	IMR
Phenanthrene	0.41	0.20	mg/Kg dry	1		SW-846 8270D-E	9/22/20	9/25/20 12:37	IMR
Pyrene	0.58	0.20	mg/Kg dry	1		SW-846 8270D-E	9/22/20	9/25/20 12:37	IMR

Surrogates	% Recovery	Recovery Limits	Flag/Qual	
Nitrobenzene-d5	49.1	30-130		9/25/20 12:37
2-Fluorobiphenyl	60.1	30-130		9/25/20 12:37
p-Terphenyl-d14	61.0	30-130		9/25/20 12:37

con-test® ANALYTICAL LABORATORY

39 Spruce Street * East Longmeadow, MA 01028 * FAX 413/525-6405 * TEL. 413/525-2332

Project Location: Greenwich, CT | Sample Description: | Work Order: 20I0953

Date Received: 9/17/2020

Field Sample #: Y9(1.5-2)-1 | Sampled: 9/17/2020 10:50

Sample ID: 20I0953-11

Sample Matrix: Soil

Polychlorinated Biphenyls with 3540 Soxhlet Extraction

Analyte	Results	RL	Units	Dilution	Flag/Qual	Method	Date Prepared	Date/Time Analyzed	Analyst
Aroclor-1016 [1]	ND	0.89	mg/Kg dry	40		SW-846 8082A	9/19/20	9/26/20 9:03	AYH
Aroclor-1221 [1]	ND	0.89	mg/Kg dry	40		SW-846 8082A	9/19/20	9/26/20 9:03	AYH
Aroclor-1232 [1]	ND	0.89	mg/Kg dry	40		SW-846 8082A	9/19/20	9/26/20 9:03	AYH
Aroclor-1242 [1]	ND	0.89	mg/Kg dry	40		SW-846 8082A	9/19/20	9/26/20 9:03	AYH
Aroclor-1248 [2]	5.7	0.89	mg/Kg dry	40		SW-846 8082A	9/19/20	9/26/20 9:03	AYH
Aroclor-1254 [1]	ND	0.89	mg/Kg dry	40		SW-846 8082A	9/19/20	9/26/20 9:03	AYH
Aroclor-1260 [1]	ND	0.89	mg/Kg dry	40		SW-846 8082A	9/19/20	9/26/20 9:03	AYH
Aroclor-1262 [1]	ND	0.89	mg/Kg dry	40		SW-846 8082A	9/19/20	9/26/20 9:03	AYH
Aroclor-1268 [1]	ND	0.89	mg/Kg dry	40		SW-846 8082A	9/19/20	9/26/20 9:03	AYH

Surrogates	% Recovery	Recovery Limits	Flag/Qual	
Decachlorobiphenyl [1]	*	30-150	S-01	9/26/20 9:03
Decachlorobiphenyl [2]	*	30-150	S-01	9/26/20 9:03
Tetrachloro-m-xylene [1]	*	30-150	S-01	9/26/20 9:03
Tetrachloro-m-xylene [2]	*	30-150	S-01	9/26/20 9:03

39 Spruce Street * East Longmeadow, MA 01028 * FAX 413/525-6405 * TEL. 413/525-2332

Project Location: Greenwich, CT
Sample Description:
Work Order: 20I0953

Date Received: 9/17/2020

Field Sample #: Y9(1.5-2)-1
Sampled: 9/17/2020 10:50

Sample ID: 20I0953-11

Sample Matrix: Soil

Petroleum Hydrocarbons Analyses

Analyte	Results	RL	Units	Dilution	Flag/Qual	Method	Date Prepared	Date/Time Analyzed	Analyst
CT ETPH	210	23	mg/Kg dry	2		CTDEP ETPH	9/21/20	9/25/20 22:04	RDD

Surrogates	% Recovery	Recovery Limits	Flag/Qual	
2-Fluorobiphenyl	61.5	50-150		9/25/20 22:04

39 Spruce Street * East Longmeadow, MA 01028 * FAX 413/525-6405 * TEL. 413/525-2332

Project Location: Greenwich, CT
Sample Description:
Work Order: 20I0953

Date Received: 9/17/2020

Field Sample #: Y9(1.5-2)-1
Sampled: 9/17/2020 10:50

Sample ID: 20I0953-11

Sample Matrix: Soil

Metals Analyses (Total)

Analyte	Results	RL	Units	Dilution	Flag/Qual	Method	Date Prepared	Date/Time Analyzed	Analyst
Cadmium	2.0	0.39	mg/Kg dry	1		SW-846 6010D	9/21/20	9/22/20 16:52	MJH
Lead	960	0.58	mg/Kg dry	1		SW-846 6010D	9/21/20	9/22/20 16:52	MJH

39 Spruce Street * East Longmeadow, MA 01028 * FAX 413/525-6405 * TEL. 413/525-2332

Project Location: Greenwich, CT
Sample Description:
Work Order: 20I0953

Date Received: 9/17/2020

Field Sample #: Y9(1.5-2)-1
Sampled: 9/17/2020 10:50

Sample ID: 20I0953-11

Sample Matrix: Soil

Conventional Chemistry Parameters by EPA/APHA/SW-846 Methods (Total)

Analyte	Results	RL	Units	Dilution	Flag/Qual	Method	Date Prepared	Date/Time Analyzed	Analyst
% Solids	86.7		% Wt	1		SM 2540G	9/18/20	9/18/20 11:58	CJT

39 Spruce Street * East Longmeadow, MA 01028 * FAX 413/525-6405 * TEL. 413/525-2332

Project Location: Greenwich, CT
Sample Description:
Work Order: 20I0953

Date Received: 9/17/2020

Field Sample #: Y9(1.5-2)-1
Sampled: 9/17/2020 10:50

Sample ID: 20I0953-11

Sample Matrix: Soil

SPLP - Semivolatile Organic Compounds by LC/MS-MS

Analyte	Results	RL	Units	Dilution	Flag/Qual	Method	Date Prepared	Date/Time Analyzed	Analyst
CT ETPH	ND	0.16	mg/L	1		CTDEP ETPH	9/22/20	9/25/20 6:17	RDD

Surrogates	% Recovery	Recovery Limits	Flag/Qual	
2-Fluorobiphenyl	67.6	50-150		9/25/20 6:17

con-test® ANALYTICAL LABORATORY

39 Spruce Street * East Longmeadow, MA 01028 * FAX 413/525-6405 * TEL. 413/525-2332

Project Location: Greenwich, CT | Sample Description: | Work Order: 20I0953

Date Received: 9/17/2020

Field Sample #: Y7(1.5-2)-1 | Sampled: 9/17/2020 11:22

Sample ID: 20I0953-12

Sample Matrix: Soil

Semivolatile Organic Compounds by GC/MS

Analyte	Results	RL	Units	Dilution	Flag/Qual	Method	Date Prepared	Date/Time Analyzed	Analyst
Acenaphthene	ND	0.22	mg/Kg dry	1		SW-846 8270D-E	9/22/20	9/25/20 15:21	IMR
Acenaphthylene	ND	0.22	mg/Kg dry	1		SW-846 8270D-E	9/22/20	9/25/20 15:21	IMR
Anthracene	ND	0.22	mg/Kg dry	1		SW-846 8270D-E	9/22/20	9/25/20 15:21	IMR
Benzo(a)anthracene	0.44	0.22	mg/Kg dry	1		SW-846 8270D-E	9/22/20	9/25/20 15:21	IMR
Benzo(a)pyrene	0.38	0.22	mg/Kg dry	1		SW-846 8270D-E	9/22/20	9/25/20 15:21	IMR
Benzo(b)fluoranthene	0.50	0.22	mg/Kg dry	1		SW-846 8270D-E	9/22/20	9/25/20 15:21	IMR
Benzo(g,h,i)perylene	0.25	0.22	mg/Kg dry	1		SW-846 8270D-E	9/22/20	9/25/20 15:21	IMR
Benzo(k)fluoranthene	ND	0.22	mg/Kg dry	1		SW-846 8270D-E	9/22/20	9/25/20 15:21	IMR
Chrysene	0.40	0.22	mg/Kg dry	1		SW-846 8270D-E	9/22/20	9/25/20 15:21	IMR
Dibenz(a,h)anthracene	ND	0.22	mg/Kg dry	1		SW-846 8270D-E	9/22/20	9/25/20 15:21	IMR
Fluoranthene	0.82	0.22	mg/Kg dry	1		SW-846 8270D-E	9/22/20	9/25/20 15:21	IMR
Fluorene	ND	0.22	mg/Kg dry	1		SW-846 8270D-E	9/22/20	9/25/20 15:21	IMR
Indeno(1,2,3-cd)pyrene	0.30	0.22	mg/Kg dry	1		SW-846 8270D-E	9/22/20	9/25/20 15:21	IMR
2-Methylnaphthalene	ND	0.22	mg/Kg dry	1		SW-846 8270D-E	9/22/20	9/25/20 15:21	IMR
Naphthalene	ND	0.22	mg/Kg dry	1		SW-846 8270D-E	9/22/20	9/25/20 15:21	IMR
Phenanthrene	0.47	0.22	mg/Kg dry	1		SW-846 8270D-E	9/22/20	9/25/20 15:21	IMR
Pyrene	0.77	0.22	mg/Kg dry	1		SW-846 8270D-E	9/22/20	9/25/20 15:21	IMR

Surrogates	% Recovery		Recovery Limits	Flag/Qual	
Nitrobenzene-d5	**19.7**	*	30-130	S-07	9/25/20 15:21
2-Fluorobiphenyl	40.3		30-130		9/25/20 15:21
p-Terphenyl-d14	71.6		30-130		9/25/20 15:21

con-test® ANALYTICAL LABORATORY

39 Spruce Street * East Longmeadow, MA 01028 * FAX 413/525-6405 * TEL. 413/525-2332

Project Location: Greenwich, CT | Sample Description: | Work Order: 20I0953

Date Received: 9/17/2020

Field Sample #: Y7(1.5-2)-1 | Sampled: 9/17/2020 11:22

Sample ID: 20I0953-12

Sample Matrix: Soil

Polychlorinated Biphenyls with 3540 Soxhlet Extraction

Analyte	Results	RL	Units	Dilution	Flag/Qual	Method	Date Prepared	Date/Time Analyzed	Analyst
Aroclor-1016 [1]	ND	0.10	mg/Kg dry	4		SW-846 8082A	9/19/20	9/25/20 21:11	AYH
Aroclor-1221 [1]	ND	0.10	mg/Kg dry	4		SW-846 8082A	9/19/20	9/25/20 21:11	AYH
Aroclor-1232 [1]	ND	0.10	mg/Kg dry	4		SW-846 8082A	9/19/20	9/25/20 21:11	AYH
Aroclor-1242 [1]	ND	0.10	mg/Kg dry	4		SW-846 8082A	9/19/20	9/25/20 21:11	AYH
Aroclor-1248 [2]	2.2	0.10	mg/Kg dry	4		SW-846 8082A	9/19/20	9/25/20 21:11	AYH
Aroclor-1254 [1]	1.1	0.10	mg/Kg dry	4		SW-846 8082A	9/19/20	9/25/20 21:11	AYH
Aroclor-1260 [2]	0.13	0.10	mg/Kg dry	4		SW-846 8082A	9/19/20	9/25/20 21:11	AYH
Aroclor-1262 [1]	ND	0.10	mg/Kg dry	4		SW-846 8082A	9/19/20	9/25/20 21:11	AYH
Aroclor-1268 [1]	ND	0.10	mg/Kg dry	4		SW-846 8082A	9/19/20	9/25/20 21:11	AYH

Surrogates	% Recovery	Recovery Limits	Flag/Qual	
Decachlorobiphenyl [1]	112	30-150		9/25/20 21:11
Decachlorobiphenyl [2]	126	30-150		9/25/20 21:11
Tetrachloro-m-xylene [1]	105	30-150		9/25/20 21:11
Tetrachloro-m-xylene [2]	117	30-150		9/25/20 21:11

39 Spruce Street * East Longmeadow, MA 01028 * FAX 413/525-6405 * TEL. 413/525-2332

Project Location: Greenwich, CT
Sample Description:
Work Order: 20I0953

Date Received: 9/17/2020

Field Sample #: Y7(1.5-2)-1
Sampled: 9/17/2020 11:22

Sample ID: 20I0953-12

Sample Matrix: Soil

Petroleum Hydrocarbons Analyses

Analyte	Results	RL	Units	Dilution	Flag/Qual	Method	Date Prepared	Date/Time Analyzed	Analyst
CT ETPH	150	26	mg/Kg dry	2		CTDEP ETPH	9/21/20	9/25/20 20:42	RDD

Surrogates	% Recovery	Recovery Limits	Flag/Qual	
2-Fluorobiphenyl	66.1	50-150		9/25/20 20:42

39 Spruce Street * East Longmeadow, MA 01028 * FAX 413/525-6405 * TEL. 413/525-2332

Project Location: Greenwich, CT
Sample Description:
Work Order: 20I0953

Date Received: 9/17/2020

Field Sample #: Y7(1.5-2)-1
Sampled: 9/17/2020 11:22

Sample ID: 20I0953-12

Sample Matrix: Soil

Metals Analyses (Total)

Analyte	Results	RL	Units	Dilution	Flag/Qual	Method	Date Prepared	Date/Time Analyzed	Analyst
Cadmium	1.2	0.42	mg/Kg dry	1		SW-846 6010D	9/21/20	9/22/20 16:58	MJH
Lead	650	0.64	mg/Kg dry	1		SW-846 6010D	9/21/20	9/22/20 16:58	MJH

39 Spruce Street * East Longmeadow, MA 01028 * FAX 413/525-6405 * TEL. 413/525-2332

Project Location: Greenwich, CT
Sample Description:
Work Order: 20I0953

Date Received: 9/17/2020

Field Sample #: Y7(1.5-2)-1
Sampled: 9/17/2020 11:22

Sample ID: 20I0953-12

Sample Matrix: Soil

Conventional Chemistry Parameters by EPA/APHA/SW-846 Methods (Total)

Analyte	Results	RL	Units	Dilution	Flag/Qual	Method	Date Prepared	Date/Time Analyzed	Analyst
% Solids	76.3		% Wt	1		SM 2540G	9/18/20	9/18/20 11:59	CJT

39 Spruce Street * East Longmeadow, MA 01028 * FAX 413/525-6405 * TEL. 413/525-2332

Project Location: Greenwich, CT
Sample Description:
Work Order: 20I0953

Date Received: 9/17/2020

Field Sample #: Y7(1.5-2)-1
Sampled: 9/17/2020 11:22

Sample ID: 20I0953-12

Sample Matrix: Soil

SPLP - Semivolatile Organic Compounds by LC/MS-MS

Analyte	Results	RL	Units	Dilution	Flag/Qual	Method	Date Prepared	Date/Time Analyzed	Analyst
CT ETPH	ND	0.17	mg/L	1		CTDEP ETPH	9/22/20	9/25/20 6:38	RDD

Surrogates	% Recovery	Recovery Limits	Flag/Qual	
2-Fluorobiphenyl	64.5	50-150		9/25/20 6:38

con-test® ANALYTICAL LABORATORY

39 Spruce Street * East Longmeadow, MA 01028 * FAX 413/525-6405 * TEL. 413/525-2332

Project Location: Greenwich, CT | Sample Description: | Work Order: 20I0953

Date Received: 9/17/2020

Field Sample #: AA8(1-2)-1 | Sampled: 9/17/2020 13:13

Sample ID: 20I0953-13

Sample Matrix: Soil

Semivolatile Organic Compounds by GC/MS

Analyte	Results	RL	Units	Dilution	Flag/Qual	Method	Date Prepared	Date/Time Analyzed	Analyst
Acenaphthene	ND	0.21	mg/Kg dry	1		SW-846 8270D-E	9/22/20	9/25/20 13:35	IMR
Acenaphthylene	ND	0.21	mg/Kg dry	1		SW-846 8270D-E	9/22/20	9/25/20 13:35	IMR
Anthracene	ND	0.21	mg/Kg dry	1		SW-846 8270D-E	9/22/20	9/25/20 13:35	IMR
Benzo(a)anthracene	ND	0.21	mg/Kg dry	1		SW-846 8270D-E	9/22/20	9/25/20 13:35	IMR
Benzo(a)pyrene	ND	0.21	mg/Kg dry	1		SW-846 8270D-E	9/22/20	9/25/20 13:35	IMR
Benzo(b)fluoranthene	0.21	0.21	mg/Kg dry	1		SW-846 8270D-E	9/22/20	9/25/20 13:35	IMR
Benzo(g,h,i)perylene	ND	0.21	mg/Kg dry	1		SW-846 8270D-E	9/22/20	9/25/20 13:35	IMR
Benzo(k)fluoranthene	ND	0.21	mg/Kg dry	1		SW-846 8270D-E	9/22/20	9/25/20 13:35	IMR
Chrysene	ND	0.21	mg/Kg dry	1		SW-846 8270D-E	9/22/20	9/25/20 13:35	IMR
Dibenz(a,h)anthracene	ND	0.21	mg/Kg dry	1		SW-846 8270D-E	9/22/20	9/25/20 13:35	IMR
Fluoranthene	0.22	0.21	mg/Kg dry	1		SW-846 8270D-E	9/22/20	9/25/20 13:35	IMR
Fluorene	ND	0.21	mg/Kg dry	1		SW-846 8270D-E	9/22/20	9/25/20 13:35	IMR
Indeno(1,2,3-cd)pyrene	ND	0.21	mg/Kg dry	1		SW-846 8270D-E	9/22/20	9/25/20 13:35	IMR
2-Methylnaphthalene	ND	0.21	mg/Kg dry	1	R-06	SW-846 8270D-E	9/22/20	9/25/20 13:35	IMR
Naphthalene	ND	0.21	mg/Kg dry	1	R-06	SW-846 8270D-E	9/22/20	9/25/20 13:35	IMR
Phenanthrene	ND	0.21	mg/Kg dry	1		SW-846 8270D-E	9/22/20	9/25/20 13:35	IMR
Pyrene	0.22	0.21	mg/Kg dry	1		SW-846 8270D-E	9/22/20	9/25/20 13:35	IMR

Surrogates	% Recovery	Recovery Limits	Flag/Qual	
Nitrobenzene-d5	62.7	30-130		9/25/20 13:35
2-Fluorobiphenyl	73.5	30-130		9/25/20 13:35
p-Terphenyl-d14	80.9	30-130		9/25/20 13:35

con-test® ANALYTICAL LABORATORY

39 Spruce Street * East Longmeadow, MA 01028 * FAX 413/525-6405 * TEL. 413/525-2332

Project Location: Greenwich, CT | Sample Description: | Work Order: 20I0953

Date Received: 9/17/2020

Field Sample #: AA8(1-2)-1 | Sampled: 9/17/2020 13:13

Sample ID: 20I0953-13

Sample Matrix: Soil

Polychlorinated Biphenyls with 3540 Soxhlet Extraction

Analyte	Results	RL	Units	Dilution	Flag/Qual	Method	Date Prepared	Date/Time Analyzed	Analyst
Aroclor-1016 [1]	ND	0.096	mg/Kg dry	4		SW-846 8082A	9/19/20	9/25/20 21:29	AYH
Aroclor-1221 [1]	ND	0.096	mg/Kg dry	4		SW-846 8082A	9/19/20	9/25/20 21:29	AYH
Aroclor-1232 [1]	ND	0.096	mg/Kg dry	4		SW-846 8082A	9/19/20	9/25/20 21:29	AYH
Aroclor-1242 [1]	ND	0.096	mg/Kg dry	4		SW-846 8082A	9/19/20	9/25/20 21:29	AYH
Aroclor-1248 [2]	1.6	0.096	mg/Kg dry	4		SW-846 8082A	9/19/20	9/25/20 21:29	AYH
Aroclor-1254 [1]	ND	0.096	mg/Kg dry	4		SW-846 8082A	9/19/20	9/25/20 21:29	AYH
Aroclor-1260 [1]	ND	0.096	mg/Kg dry	4		SW-846 8082A	9/19/20	9/25/20 21:29	AYH
Aroclor-1262 [1]	ND	0.096	mg/Kg dry	4		SW-846 8082A	9/19/20	9/25/20 21:29	AYH
Aroclor-1268 [1]	ND	0.096	mg/Kg dry	4		SW-846 8082A	9/19/20	9/25/20 21:29	AYH

Surrogates	% Recovery	Recovery Limits	Flag/Qual	
Decachlorobiphenyl [1]	99.3	30-150		9/25/20 21:29
Decachlorobiphenyl [2]	113	30-150		9/25/20 21:29
Tetrachloro-m-xylene [1]	88.4	30-150		9/25/20 21:29
Tetrachloro-m-xylene [2]	98.5	30-150		9/25/20 21:29

39 Spruce Street * East Longmeadow, MA 01028 * FAX 413/525-6405 * TEL. 413/525-2332

Project Location: Greenwich, CT
Sample Description:
Work Order: 20I0953

Date Received: 9/17/2020

Field Sample #: AA8(1-2)-1
Sampled: 9/17/2020 13:13

Sample ID: 20I0953-13

Sample Matrix: Soil

Petroleum Hydrocarbons Analyses

Analyte	Results	RL	Units	Dilution	Flag/Qual	Method	Date Prepared	Date/Time Analyzed	Analyst
CT ETPH	110	24	mg/Kg dry	2	MS-07A	CTDEP ETPH	9/21/20	9/25/20 21:02	RDD

Surrogates	% Recovery	Recovery Limits	Flag/Qual	
2-Fluorobiphenyl	62.3	50-150		9/25/20 21:02

39 Spruce Street * East Longmeadow, MA 01028 * FAX 413/525-6405 * TEL. 413/525-2332

Project Location: Greenwich, CT
Sample Description:
Work Order: 20I0953

Date Received: 9/17/2020

Field Sample #: AA8(1-2)-1
Sampled: 9/17/2020 13:13

Sample ID: 20I0953-13

Sample Matrix: Soil

Metals Analyses (Total)

Analyte	Results	RL	Units	Dilution	Flag/Qual	Method	Date Prepared	Date/Time Analyzed	Analyst
Arsenic	ND	4.1	mg/Kg dry	1		SW-846 6010D	9/21/20	9/22/20 16:44	MJH
Lead	47	0.61	mg/Kg dry	1		SW-846 6010D	9/21/20	9/22/20 16:44	MJH

39 Spruce Street * East Longmeadow, MA 01028 * FAX 413/525-6405 * TEL. 413/525-2332

Project Location: Greenwich, CT
Sample Description:
Work Order: 20I0953

Date Received: 9/17/2020

Field Sample #: AA8(1-2)-1
Sampled: 9/17/2020 13:13

Sample ID: 20I0953-13

Sample Matrix: Soil

Conventional Chemistry Parameters by EPA/APHA/SW-846 Methods (Total)

Analyte	Results	RL	Units	Dilution	Flag/Qual	Method	Date Prepared	Date/Time Analyzed	Analyst
% Solids	82.4		% Wt	1		SM 2540G	9/18/20	9/18/20 11:59	CJT

39 Spruce Street * East Longmeadow, MA 01028 * FAX 413/525-6405 * TEL. 413/525-2332

Project Location: Greenwich, CT
Sample Description:
Work Order: 20I0953

Date Received: 9/17/2020

Field Sample #: AA8(1-2)-1
Sampled: 9/17/2020 13:13

Sample ID: 20I0953-13

Sample Matrix: Soil

SPLP - Semivolatile Organic Compounds by LC/MS-MS

Analyte	Results	RL	Units	Dilution	Flag/Qual	Method	Date Prepared	Date/Time Analyzed	Analyst
CT ETPH	ND	0.15	mg/L	1		CTDEP ETPH	9/22/20	9/25/20 6:59	RDD

Surrogates	% Recovery	Recovery Limits	Flag/Qual	
2-Fluorobiphenyl	58.1	50-150		9/25/20 6:59

con-test® ANALYTICAL LABORATORY

39 Spruce Street * East Longmeadow, MA 01028 * FAX 413/525-6405 * TEL. 413/525-2332

Project Location: Greenwich, CT | Sample Description: | Work Order: 20I0953

Date Received: 9/17/2020

Field Sample #: AA8(1-2)-2 | Sampled: 9/17/2020 13:16

Sample ID: 20I0953-14

Sample Matrix: Soil

Semivolatile Organic Compounds by GC/MS

Analyte	Results	RL	Units	Dilution	Flag/Qual	Method	Date Prepared	Date/Time Analyzed	Analyst
Acenaphthene	ND	0.21	mg/Kg dry	1		SW-846 8270D-E	9/22/20	9/25/20 14:02	IMR
Acenaphthylene	ND	0.21	mg/Kg dry	1		SW-846 8270D-E	9/22/20	9/25/20 14:02	IMR
Anthracene	ND	0.21	mg/Kg dry	1		SW-846 8270D-E	9/22/20	9/25/20 14:02	IMR
Benzo(a)anthracene	ND	0.21	mg/Kg dry	1		SW-846 8270D-E	9/22/20	9/25/20 14:02	IMR
Benzo(a)pyrene	ND	0.21	mg/Kg dry	1		SW-846 8270D-E	9/22/20	9/25/20 14:02	IMR
Benzo(b)fluoranthene	ND	0.21	mg/Kg dry	1		SW-846 8270D-E	9/22/20	9/25/20 14:02	IMR
Benzo(g,h,i)perylene	ND	0.21	mg/Kg dry	1		SW-846 8270D-E	9/22/20	9/25/20 14:02	IMR
Benzo(k)fluoranthene	ND	0.21	mg/Kg dry	1		SW-846 8270D-E	9/22/20	9/25/20 14:02	IMR
Chrysene	ND	0.21	mg/Kg dry	1		SW-846 8270D-E	9/22/20	9/25/20 14:02	IMR
Dibenz(a,h)anthracene	ND	0.21	mg/Kg dry	1		SW-846 8270D-E	9/22/20	9/25/20 14:02	IMR
Fluoranthene	ND	0.21	mg/Kg dry	1		SW-846 8270D-E	9/22/20	9/25/20 14:02	IMR
Fluorene	ND	0.21	mg/Kg dry	1		SW-846 8270D-E	9/22/20	9/25/20 14:02	IMR
Indeno(1,2,3-cd)pyrene	ND	0.21	mg/Kg dry	1		SW-846 8270D-E	9/22/20	9/25/20 14:02	IMR
2-Methylnaphthalene	ND	0.21	mg/Kg dry	1		SW-846 8270D-E	9/22/20	9/25/20 14:02	IMR
Naphthalene	ND	0.21	mg/Kg dry	1		SW-846 8270D-E	9/22/20	9/25/20 14:02	IMR
Phenanthrene	ND	0.21	mg/Kg dry	1		SW-846 8270D-E	9/22/20	9/25/20 14:02	IMR
Pyrene	ND	0.21	mg/Kg dry	1		SW-846 8270D-E	9/22/20	9/25/20 14:02	IMR

Surrogates	% Recovery	Recovery Limits	Flag/Qual	
Nitrobenzene-d5	52.3	30-130		9/25/20 14:02
2-Fluorobiphenyl	61.5	30-130		9/25/20 14:02
p-Terphenyl-d14	69.3	30-130		9/25/20 14:02

39 Spruce Street * East Longmeadow, MA 01028 * FAX 413/525-6405 * TEL. 413/525-2332

Project Location: Greenwich, CT
Sample Description:
Work Order: 20I0953

Date Received: 9/17/2020

Field Sample #: AA8(1-2)-2
Sampled: 9/17/2020 13:16

Sample ID: 20I0953-14

Sample Matrix: Soil

Polychlorinated Biphenyls with 3540 Soxhlet Extraction

Analyte	Results	RL	Units	Dilution	Flag/Qual	Method	Date Prepared	Date/Time Analyzed	Analyst
Aroclor-1016 [1]	ND	0.091	mg/Kg dry	4		SW-846 8082A	9/19/20	9/25/20 21:47	AYH
Aroclor-1221 [1]	ND	0.091	mg/Kg dry	4		SW-846 8082A	9/19/20	9/25/20 21:47	AYH
Aroclor-1232 [1]	ND	0.091	mg/Kg dry	4		SW-846 8082A	9/19/20	9/25/20 21:47	AYH
Aroclor-1242 [1]	ND	0.091	mg/Kg dry	4		SW-846 8082A	9/19/20	9/25/20 21:47	AYH
Aroclor-1248 [2]	1.8	0.091	mg/Kg dry	4		SW-846 8082A	9/19/20	9/25/20 21:47	AYH
Aroclor-1254 [1]	ND	0.091	mg/Kg dry	4		SW-846 8082A	9/19/20	9/25/20 21:47	AYH
Aroclor-1260 [1]	ND	0.091	mg/Kg dry	4		SW-846 8082A	9/19/20	9/25/20 21:47	AYH
Aroclor-1262 [1]	ND	0.091	mg/Kg dry	4		SW-846 8082A	9/19/20	9/25/20 21:47	AYH
Aroclor-1268 [1]	ND	0.091	mg/Kg dry	4		SW-846 8082A	9/19/20	9/25/20 21:47	AYH

Surrogates	% Recovery	Recovery Limits	Flag/Qual	
Decachlorobiphenyl [1]	124	30-150		9/25/20 21:47
Decachlorobiphenyl [2]	138	30-150		9/25/20 21:47
Tetrachloro-m-xylene [1]	115	30-150		9/25/20 21:47
Tetrachloro-m-xylene [2]	128	30-150		9/25/20 21:47

39 Spruce Street * East Longmeadow, MA 01028 * FAX 413/525-6405 * TEL. 413/525-2332

Project Location: Greenwich, CT
Sample Description:
Work Order: 20I0953

Date Received: 9/17/2020

Field Sample #: AA8(1-2)-2
Sampled: 9/17/2020 13:16

Sample ID: 20I0953-14

Sample Matrix: Soil

Petroleum Hydrocarbons Analyses

Analyte	Results	RL	Units	Dilution	Flag/Qual	Method	Date Prepared	Date/Time Analyzed	Analyst
CT ETPH	140	59	mg/Kg dry	5		CTDEP ETPH	9/24/20	9/25/20 22:45	RDD

Surrogates	% Recovery	Recovery Limits	Flag/Qual	
2-Fluorobiphenyl	62.1	50-150		9/25/20 22:45

39 Spruce Street * East Longmeadow, MA 01028 * FAX 413/525-6405 * TEL. 413/525-2332

Project Location: Greenwich, CT
Sample Description:
Work Order: 20I0953

Date Received: 9/17/2020

Field Sample #: AA8(1-2)-2
Sampled: 9/17/2020 13:16

Sample ID: 20I0953-14

Sample Matrix: Soil

Metals Analyses (Total)

Analyte	Results	RL	Units	Dilution	Flag/Qual	Method	Date Prepared	Date/Time Analyzed	Analyst
Arsenic	ND	4.0	mg/Kg dry	1		SW-846 6010D	9/21/20	9/22/20 17:20	MJH
Lead	43	0.60	mg/Kg dry	1		SW-846 6010D	9/21/20	9/22/20 17:20	MJH

39 Spruce Street * East Longmeadow, MA 01028 * FAX 413/525-6405 * TEL. 413/525-2332

Project Location: Greenwich, CT
Sample Description:
Work Order: 20I0953

Date Received: 9/17/2020

Field Sample #: AA8(1-2)-2
Sampled: 9/17/2020 13:16

Sample ID: 20I0953-14

Sample Matrix: Soil

Conventional Chemistry Parameters by EPA/APHA/SW-846 Methods (Total)

Analyte	Results	RL	Units	Dilution	Flag/Qual	Method	Date Prepared	Date/Time Analyzed	Analyst
% Solids	82.9		% Wt	1		SM 2540G	9/18/20	9/18/20 11:59	CJT

39 Spruce Street * East Longmeadow, MA 01028 * FAX 413/525-6405 * TEL. 413/525-2332

Project Location: Greenwich, CT
Sample Description:
Work Order: 20I0953

Date Received: 9/17/2020

Field Sample #: AA8(1-2)-2
Sampled: 9/17/2020 13:16

Sample ID: 20I0953-14

Sample Matrix: Soil

SPLP - Semivolatile Organic Compounds by LC/MS-MS

Analyte	Results	RL	Units	Dilution	Flag/Qual	Method	Date Prepared	Date/Time Analyzed	Analyst
CT ETPH	ND	0.17	mg/L	1		CTDEP ETPH	9/22/20	9/25/20 7:50	RDD

Surrogates	% Recovery	Recovery Limits	Flag/Qual	
2-Fluorobiphenyl	58.4	50-150		9/25/20 7:50

con-test® ANALYTICAL LABORATORY

39 Spruce Street * East Longmeadow, MA 01028 * FAX 413/525-6405 * TEL. 413/525-2332

Project Location: Greenwich, CT | Sample Description: | Work Order: 20I0953

Date Received: 9/17/2020

Field Sample #: AC8(1-2)-1 | Sampled: 9/17/2020 13:30

Sample ID: 20I0953-15

Sample Matrix: Soil

Polychlorinated Biphenyls with 3540 Soxhlet Extraction

Analyte	Results	RL	Units	Dilution	Flag/Qual	Method	Date Prepared	Date/Time Analyzed	Analyst
Aroclor-1016 [1]	ND	1.0	mg/Kg dry	40		SW-846 8082A	9/19/20	9/26/20 9:16	AYH
Aroclor-1221 [1]	ND	1.0	mg/Kg dry	40		SW-846 8082A	9/19/20	9/26/20 9:16	AYH
Aroclor-1232 [1]	ND	1.0	mg/Kg dry	40		SW-846 8082A	9/19/20	9/26/20 9:16	AYH
Aroclor-1242 [1]	ND	1.0	mg/Kg dry	40		SW-846 8082A	9/19/20	9/26/20 9:16	AYH
Aroclor-1248 [2]	9.7	1.0	mg/Kg dry	40		SW-846 8082A	9/19/20	9/26/20 9:16	AYH
Aroclor-1254 [1]	ND	1.0	mg/Kg dry	40		SW-846 8082A	9/19/20	9/26/20 9:16	AYH
Aroclor-1260 [1]	ND	1.0	mg/Kg dry	40		SW-846 8082A	9/19/20	9/26/20 9:16	AYH
Aroclor-1262 [1]	ND	1.0	mg/Kg dry	40		SW-846 8082A	9/19/20	9/26/20 9:16	AYH
Aroclor-1268 [1]	ND	1.0	mg/Kg dry	40		SW-846 8082A	9/19/20	9/26/20 9:16	AYH

Surrogates	% Recovery	Recovery Limits	Flag/Qual	
Decachlorobiphenyl [1]	*	30-150	S-01	9/26/20 9:16
Decachlorobiphenyl [2]	*	30-150	S-01	9/26/20 9:16
Tetrachloro-m-xylene [1]	*	30-150	S-01	9/26/20 9:16
Tetrachloro-m-xylene [2]	*	30-150	S-01	9/26/20 9:16

39 Spruce Street * East Longmeadow, MA 01028 * FAX 413/525-6405 * TEL. 413/525-2332

Project Location: Greenwich, CT
Sample Description:
Work Order: 20I0953

Date Received: 9/17/2020

Field Sample #: AC8(1-2)-1
Sampled: 9/17/2020 13:30

Sample ID: 20I0953-15

Sample Matrix: Soil

Metals Analyses (Total)

Analyte	Results	RL	Units	Dilution	Flag/Qual	Method	Date Prepared	Date/Time Analyzed	Analyst
Antimony	ND	2.1	mg/Kg dry	1		SW-846 6010D	9/21/20	9/22/20 17:24	MJH
Arsenic	7.6	4.2	mg/Kg dry	1		SW-846 6010D	9/21/20	9/22/20 17:24	MJH
Barium	570	10	mg/Kg dry	5		SW-846 6010D	9/21/20	9/23/20 13:08	TBC
Beryllium	0.31	0.21	mg/Kg dry	1		SW-846 6010D	9/21/20	9/22/20 17:24	MJH
Cadmium	2.3	0.42	mg/Kg dry	1		SW-846 6010D	9/21/20	9/22/20 17:24	MJH
Chromium	32	0.83	mg/Kg dry	1		SW-846 6010D	9/21/20	9/22/20 17:24	MJH
Copper	410	0.83	mg/Kg dry	1		SW-846 6010D	9/21/20	9/22/20 17:24	MJH
Lead	820	0.62	mg/Kg dry	1		SW-846 6010D	9/21/20	9/22/20 17:24	MJH
Mercury	0.31	0.032	mg/Kg dry	1		SW-846 7471B	9/18/20	9/21/20 14:32	CJV
Nickel	30	0.83	mg/Kg dry	1		SW-846 6010D	9/21/20	9/22/20 17:24	MJH
Selenium	ND	4.2	mg/Kg dry	1		SW-846 6010D	9/21/20	9/23/20 13:13	TBC
Silver	0.95	0.42	mg/Kg dry	1		SW-846 6010D	9/21/20	9/23/20 13:13	TBC
Thallium	ND	2.1	mg/Kg dry	1		SW-846 6010D	9/21/20	9/23/20 13:13	TBC
Vanadium	40	0.83	mg/Kg dry	1		SW-846 6010D	9/21/20	9/22/20 17:24	MJH
Zinc	1200	4.2	mg/Kg dry	5		SW-846 6010D	9/21/20	9/23/20 13:08	TBC

39 Spruce Street * East Longmeadow, MA 01028 * FAX 413/525-6405 * TEL. 413/525-2332

Project Location: Greenwich, CT
Sample Description:
Work Order: 20I0953

Date Received: 9/17/2020

Field Sample #: AC8(1-2)-1
Sampled: 9/17/2020 13:30

Sample ID: 20I0953-15

Sample Matrix: Soil

Conventional Chemistry Parameters by EPA/APHA/SW-846 Methods (Total)

Analyte	Results	RL	Units	Dilution	Flag/Qual	Method	Date Prepared	Date/Time Analyzed	Analyst
% Solids	79.9		% Wt	1		SM 2540G	9/18/20	9/18/20 11:59	CJT

39 Spruce Street * East Longmeadow, MA 01028 * FAX 413/525-6405 * TEL. 413/525-2332

Project Location: Greenwich, CT
Sample Description:
Work Order: 20I0953

Date Received: 9/17/2020

Field Sample #: AG8(1-2)-1
Sampled: 9/17/2020 13:49

Sample ID: 20I0953-16

Sample Matrix: Soil

Polychlorinated Biphenyls with 3540 Soxhlet Extraction

Analyte	Results	RL	Units	Dilution	Flag/Qual	Method	Date Prepared	Date/Time Analyzed	Analyst
Aroclor-1016 [1]	ND	0.41	mg/Kg dry	20		SW-846 8082A	9/19/20	9/28/20 12:24	AYH
Aroclor-1221 [1]	ND	0.41	mg/Kg dry	20		SW-846 8082A	9/19/20	9/28/20 12:24	AYH
Aroclor-1232 [1]	ND	0.41	mg/Kg dry	20		SW-846 8082A	9/19/20	9/28/20 12:24	AYH
Aroclor-1242 [1]	ND	0.41	mg/Kg dry	20		SW-846 8082A	9/19/20	9/28/20 12:24	AYH
Aroclor-1248 [2]	1.6	0.41	mg/Kg dry	20		SW-846 8082A	9/19/20	9/28/20 12:24	AYH
Aroclor-1254 [1]	ND	0.41	mg/Kg dry	20		SW-846 8082A	9/19/20	9/28/20 12:24	AYH
Aroclor-1260 [1]	ND	0.41	mg/Kg dry	20		SW-846 8082A	9/19/20	9/28/20 12:24	AYH
Aroclor-1262 [1]	ND	0.41	mg/Kg dry	20		SW-846 8082A	9/19/20	9/28/20 12:24	AYH
Aroclor-1268 [1]	ND	0.41	mg/Kg dry	20		SW-846 8082A	9/19/20	9/28/20 12:24	AYH

Surrogates	% Recovery	Recovery Limits	Flag/Qual	
Decachlorobiphenyl [1]	77.8	30-150		9/28/20 12:24
Decachlorobiphenyl [2]	86.1	30-150		9/28/20 12:24
Tetrachloro-m-xylene [1]	66.1	30-150		9/28/20 12:24
Tetrachloro-m-xylene [2]	77.0	30-150		9/28/20 12:24

39 Spruce Street * East Longmeadow, MA 01028 * FAX 413/525-6405 * TEL. 413/525-2332

Project Location: Greenwich, CT
Sample Description:
Work Order: 20I0953

Date Received: 9/17/2020

Field Sample #: AG8(1-2)-1
Sampled: 9/17/2020 13:49

Sample ID: 20I0953-16

Sample Matrix: Soil

Conventional Chemistry Parameters by EPA/APHA/SW-846 Methods (Total)

Analyte	Results	RL	Units	Dilution	Flag/Qual	Method	Date Prepared	Date/Time Analyzed	Analyst
% Solids	92.7		% Wt	1		SM 2540G	9/18/20	9/18/20 12:00	CJT

con-test® ANALYTICAL LABORATORY

39 Spruce Street * East Longmeadow, MA 01028 * FAX 413/525-6405 * TEL. 413/525-2332

Project Location: Greenwich, CT | Sample Description: | Work Order: 20I0953

Date Received: 9/17/2020

Field Sample #: AG8(1-2)-2 | Sampled: 9/17/2020 13:53

Sample ID: 20I0953-17

Sample Matrix: Soil

Polychlorinated Biphenyls with 3540 Soxhlet Extraction

Analyte	Results	RL	Units	Dilution	Flag/Qual	Method	Date Prepared	Date/Time Analyzed	Analyst
Aroclor-1016 [1]	ND	0.083	mg/Kg dry	4		SW-846 8082A	9/19/20	9/25/20 22:40	AYH
Aroclor-1221 [1]	ND	0.083	mg/Kg dry	4		SW-846 8082A	9/19/20	9/25/20 22:40	AYH
Aroclor-1232 [1]	ND	0.083	mg/Kg dry	4		SW-846 8082A	9/19/20	9/25/20 22:40	AYH
Aroclor-1242 [1]	ND	0.083	mg/Kg dry	4		SW-846 8082A	9/19/20	9/25/20 22:40	AYH
Aroclor-1248 [2]	1.7	0.083	mg/Kg dry	4		SW-846 8082A	9/19/20	9/25/20 22:40	AYH
Aroclor-1254 [1]	ND	0.083	mg/Kg dry	4		SW-846 8082A	9/19/20	9/25/20 22:40	AYH
Aroclor-1260 [2]	0.15	0.083	mg/Kg dry	4		SW-846 8082A	9/19/20	9/25/20 22:40	AYH
Aroclor-1262 [1]	ND	0.083	mg/Kg dry	4		SW-846 8082A	9/19/20	9/25/20 22:40	AYH
Aroclor-1268 [1]	ND	0.083	mg/Kg dry	4		SW-846 8082A	9/19/20	9/25/20 22:40	AYH

Surrogates	% Recovery	Recovery Limits	Flag/Qual	
Decachlorobiphenyl [1]	125	30-150		9/25/20 22:40
Decachlorobiphenyl [2]	140	30-150		9/25/20 22:40
Tetrachloro-m-xylene [1]	114	30-150		9/25/20 22:40
Tetrachloro-m-xylene [2]	128	30-150		9/25/20 22:40

39 Spruce Street * East Longmeadow, MA 01028 * FAX 413/525-6405 * TEL. 413/525-2332

Project Location: Greenwich, CT
Sample Description:
Work Order: 20I0953

Date Received: 9/17/2020

Field Sample #: AG8(1-2)-2
Sampled: 9/17/2020 13:53

Sample ID: 20I0953-17

Sample Matrix: Soil

Conventional Chemistry Parameters by EPA/APHA/SW-846 Methods (Total)

Analyte	Results	RL	Units	Dilution	Flag/Qual	Method	Date Prepared	Date/Time Analyzed	Analyst
% Solids	92.2		% Wt	1		SM 2540G	9/18/20	9/18/20 12:00	CJT

con-test® ANALYTICAL LABORATORY

39 Spruce Street * East Longmeadow, MA 01028 * FAX 413/525-6405 * TEL. 413/525-2332

Sample Extraction Data

Prep Method: SW-846 3546 **Analytical Method: CTDEP ETPH**

Lab Number [Field ID]	Batch	Initial [g]	Final [mL]	Date
20I0953-11 [Y9(1.5-2)-1]	B266937	30.6	1.00	09/21/20
20I0953-12 [Y7(1.5-2)-1]	B266937	30.2	1.00	09/21/20
20I0953-13 [AA8(1-2)-1]	B266937	30.3	1.00	09/21/20

Prep Method: SW-846 3546 **Analytical Method: CTDEP ETPH**

Lab Number [Field ID]	Batch	Initial [g]	Final [mL]	Date
20I0953-14RE1 [AA8(1-2)-2]	B267232	30.9	1.00	09/24/20

Prep Method: SW-846 3510C **Analytical Method: CTDEP ETPH** **Extracts were extracted on 9/21/2020 per SW-846 1312 in Batch B266893**

Lab Number [Field ID]	Batch	Initial [mL]	Final [mL]	Date
20I0953-11 [Y9(1.5-2)-1]	B267047	910	1.00	09/22/20
20I0953-12 [Y7(1.5-2)-1]	B267047	900	1.00	09/22/20
20I0953-13 [AA8(1-2)-1]	B267047	1000	1.00	09/22/20
20I0953-14 [AA8(1-2)-2]	B267047	890	1.00	09/22/20

Prep Method: % Solids **Analytical Method: SM 2540G**

Lab Number [Field ID]	Batch	Date
20I0953-01 [W22-MB55 (0.5-1)-1]	B266757	09/18/20
20I0953-02 [South-B4 (0.5-1)-1]	B266757	09/18/20
20I0953-03 [South-B4 (2-3)-1]	B266757	09/18/20
20I0953-04 [South-B5 (0.5-1)-1]	B266757	09/18/20
20I0953-05 [South-B5 (2-3)-1]	B266757	09/18/20
20I0953-06 [X/Y15.5 (1-1.5)-1]	B266757	09/18/20
20I0953-07 [X/Y15.5 (3-3.5)-1]	B266757	09/18/20
20I0953-08 [X/Y15.5 (3-3.5)-2]	B266757	09/18/20
20I0953-09 [Y12.5(1.5-2)-1]	B266757	09/18/20
20I0953-10 [Y10.5(1.5-2)-1]	B266757	09/18/20
20I0953-11 [Y9(1.5-2)-1]	B266757	09/18/20
20I0953-12 [Y7(1.5-2)-1]	B266757	09/18/20
20I0953-13 [AA8(1-2)-1]	B266757	09/18/20
20I0953-14 [AA8(1-2)-2]	B266757	09/18/20
20I0953-15 [AC8(1-2)-1]	B266757	09/18/20
20I0953-16 [AG8(1-2)-1]	B266757	09/18/20
20I0953-17 [AG8(1-2)-2]	B266757	09/18/20

Prep Method: SW-846 3050B **Analytical Method: SW-846 6010D**

Lab Number [Field ID]	Batch	Initial [g]	Final [mL]	Date
20I0953-10 [Y10.5(1.5-2)-1]	B266963	1.49	50.0	09/21/20
20I0953-11 [Y9(1.5-2)-1]	B266963	1.49	50.0	09/21/20
20I0953-12 [Y7(1.5-2)-1]	B266963	1.54	50.0	09/21/20
20I0953-13 [AA8(1-2)-1]	B266963	1.49	50.0	09/21/20
20I0953-14 [AA8(1-2)-2]	B266963	1.52	50.0	09/21/20
20I0953-15 [AC8(1-2)-1]	B266963	1.50	50.0	09/21/20

39 Spruce Street * East Longmeadow, MA 01028 * FAX 413/525-6405 * TEL. 413/525-2332

Sample Extraction Data

Prep Method: SW-846 7470A/7471A **Analytical Method: SW-846 7471B**

Lab Number [Field ID]	Batch	Initial [g]	Final [mL]	Date
20I0953-15 [AC8(1-2)-1]	B266794	0.591	50.0	09/18/20

Prep Method: SW-846 3540C **Analytical Method: SW-846 8082A**

Lab Number [Field ID]	Batch	Initial [g]	Final [mL]	Date
20I0953-01 [W22-MB55 (0.5-1)-1]	B266869	10.4	10.0	09/19/20
20I0953-02 [South-B4 (0.5-1)-1]	B266869	10.4	10.0	09/19/20
20I0953-03 [South-B4 (2-3)-1]	B266869	10.2	10.0	09/19/20
20I0953-04 [South-B5 (0.5-1)-1]	B266869	10.0	10.0	09/19/20
20I0953-05 [South-B5 (2-3)-1]	B266869	10.4	10.0	09/19/20
20I0953-06 [X/Y15.5 (1-1.5)-1]	B266869	10.6	10.0	09/19/20
20I0953-07 [X/Y15.5 (3-3.5)-1]	B266869	10.1	10.0	09/19/20
20I0953-08 [X/Y15.5 (3-3.5)-2]	B266869	10.1	10.0	09/19/20
20I0953-09 [Y12.5(1.5-2)-1]	B266869	10.2	10.0	09/19/20
20I0953-10 [Y10.5(1.5-2)-1]	B266869	10.6	10.0	09/19/20
20I0953-11 [Y9(1.5-2)-1]	B266869	10.4	10.0	09/19/20
20I0953-12 [Y7(1.5-2)-1]	B266869	10.1	10.0	09/19/20
20I0953-13 [AA8(1-2)-1]	B266869	10.1	10.0	09/19/20
20I0953-14 [AA8(1-2)-2]	B266869	10.6	10.0	09/19/20
20I0953-15 [AC8(1-2)-1]	B266869	10.0	10.0	09/19/20
20I0953-16 [AG8(1-2)-1]	B266869	10.6	10.0	09/19/20
20I0953-17 [AG8(1-2)-2]	B266869	10.5	10.0	09/19/20

Prep Method: SW-846 3546 **Analytical Method: SW-846 8270D-E**

Lab Number [Field ID]	Batch	Initial [g]	Final [mL]	Date
20I0953-11 [Y9(1.5-2)-1]	B267037	30.0	1.00	09/22/20
20I0953-12 [Y7(1.5-2)-1]	B267037	30.0	1.00	09/22/20
20I0953-13 [AA8(1-2)-1]	B267037	30.0	1.00	09/22/20
20I0953-14 [AA8(1-2)-2]	B267037	30.0	1.00	09/22/20

con-test® ANALYTICAL LABORATORY

39 Spruce Street * East Longmeadow, MA 01028 * FAX 413/525-6405 * TEL. 413/525-2332

QUALITY CONTROL

Semivolatile Organic Compounds by GC/MS - Quality Control

Analyte	Result	Reporting Limit	Units	Spike Level	Source Result	%REC	%REC Limits	RPD	RPD Limit	Notes
Batch B267037 - SW-846 3546										
Blank (B267037-BLK1)				Prepared: 09/22/20 Analyzed: 09/25/20						
Acenaphthene	ND	0.17	mg/Kg wet							
Acenaphthylene	ND	0.17	mg/Kg wet							
Anthracene	ND	0.17	mg/Kg wet							
Benzo(a)anthracene	ND	0.17	mg/Kg wet							
Benzo(a)pyrene	ND	0.17	mg/Kg wet							
Benzo(b)fluoranthene	ND	0.17	mg/Kg wet							
Benzo(g,h,i)perylene	ND	0.17	mg/Kg wet							
Benzo(k)fluoranthene	ND	0.17	mg/Kg wet							
Chrysene	ND	0.17	mg/Kg wet							
Dibenz(a,h)anthracene	ND	0.17	mg/Kg wet							
Fluoranthene	ND	0.17	mg/Kg wet							
Fluorene	ND	0.17	mg/Kg wet							
Indeno(1,2,3-cd)pyrene	ND	0.17	mg/Kg wet							
2-Methylnaphthalene	ND	0.17	mg/Kg wet							
Naphthalene	ND	0.17	mg/Kg wet							
Phenanthrene	ND	0.17	mg/Kg wet							
Pyrene	ND	0.17	mg/Kg wet							
Surrogate: Nitrobenzene-d5	*2.28*		mg/Kg wet	3.33		68.5	30-130			
Surrogate: 2-Fluorobiphenyl	*2.55*		mg/Kg wet	3.33		76.6	30-130			
Surrogate: p-Terphenyl-d14	*2.93*		mg/Kg wet	3.33		87.9	30-130			
LCS (B267037-BS1)				Prepared: 09/22/20 Analyzed: 09/25/20						
Acenaphthene	1.27	0.17	mg/Kg wet	1.67		76.4	40-140			
Acenaphthylene	1.34	0.17	mg/Kg wet	1.67		80.4	40-140			
Anthracene	1.33	0.17	mg/Kg wet	1.67		79.9	40-140			
Benzo(a)anthracene	1.26	0.17	mg/Kg wet	1.67		75.7	40-140			
Benzo(a)pyrene	1.25	0.17	mg/Kg wet	1.67		75.2	40-140			
Benzo(b)fluoranthene	1.26	0.17	mg/Kg wet	1.67		75.8	40-140			
Benzo(g,h,i)perylene	1.59	0.17	mg/Kg wet	1.67		95.6	40-140			
Benzo(k)fluoranthene	1.24	0.17	mg/Kg wet	1.67		74.5	40-140			
Chrysene	1.26	0.17	mg/Kg wet	1.67		75.4	40-140			
Dibenz(a,h)anthracene	1.50	0.17	mg/Kg wet	1.67		90.0	40-140			
Fluoranthene	1.24	0.17	mg/Kg wet	1.67		74.3	40-140			
Fluorene	1.33	0.17	mg/Kg wet	1.67		80.0	40-140			
Indeno(1,2,3-cd)pyrene	1.60	0.17	mg/Kg wet	1.67		95.9	40-140			
2-Methylnaphthalene	1.34	0.17	mg/Kg wet	1.67		80.4	40-140			
Naphthalene	1.18	0.17	mg/Kg wet	1.67		70.8	40-140			
Phenanthrene	1.30	0.17	mg/Kg wet	1.67		78.3	40-140			
Pyrene	1.24	0.17	mg/Kg wet	1.67		74.5	40-140			
Surrogate: Nitrobenzene-d5	*2.46*		mg/Kg wet	3.33		73.8	30-130			
Surrogate: 2-Fluorobiphenyl	*2.78*		mg/Kg wet	3.33		83.4	30-130			
Surrogate: p-Terphenyl-d14	*3.10*		mg/Kg wet	3.33		92.9	30-130			

con-test® ANALYTICAL LABORATORY

39 Spruce Street * East Longmeadow, MA 01028 * FAX 413/525-6405 * TEL. 413/525-2332

QUALITY CONTROL

Semivolatile Organic Compounds by GC/MS - Quality Control

Analyte	Result	Reporting Limit	Units	Spike Level	Source Result	%REC		%REC Limits	RPD	RPD Limit	Notes
Batch B267037 - SW-846 3546											
LCS Dup (B267037-BSD1)				Prepared: 09/22/20 Analyzed: 09/25/20							
Acenaphthene	1.17	0.17	mg/Kg wet	1.67		70.1		40-140	8.60	30	
Acenaphthylene	1.24	0.17	mg/Kg wet	1.67		74.7		40-140	7.33	30	
Anthracene	1.29	0.17	mg/Kg wet	1.67		77.3		40-140	3.21	30	
Benzo(a)anthracene	1.22	0.17	mg/Kg wet	1.67		73.4		40-140	3.11	30	
Benzo(a)pyrene	1.23	0.17	mg/Kg wet	1.67		73.7		40-140	1.91	30	
Benzo(b)fluoranthene	1.24	0.17	mg/Kg wet	1.67		74.7		40-140	1.51	30	
Benzo(g,h,i)perylene	1.58	0.17	mg/Kg wet	1.67		94.7		40-140	0.946	30	
Benzo(k)fluoranthene	1.21	0.17	mg/Kg wet	1.67		72.4		40-140	2.91	30	
Chrysene	1.24	0.17	mg/Kg wet	1.67		74.3		40-140	1.50	30	
Dibenz(a,h)anthracene	1.51	0.17	mg/Kg wet	1.67		90.5		40-140	0.576	30	
Fluoranthene	1.24	0.17	mg/Kg wet	1.67		74.1		40-140	0.323	30	
Fluorene	1.27	0.17	mg/Kg wet	1.67		76.3		40-140	4.81	30	
Indeno(1,2,3-cd)pyrene	1.60	0.17	mg/Kg wet	1.67		96.3		40-140	0.375	30	
2-Methylnaphthalene	1.20	0.17	mg/Kg wet	1.67		72.2		40-140	10.8	30	
Naphthalene	1.03	0.17	mg/Kg wet	1.67		61.6		40-140	13.9	30	
Phenanthrene	1.25	0.17	mg/Kg wet	1.67		75.3		40-140	3.93	30	
Pyrene	1.22	0.17	mg/Kg wet	1.67		72.9		40-140	2.14	30	
Surrogate: Nitrobenzene-d5	*2.15*		mg/Kg wet	3.33		64.4		30-130			
Surrogate: 2-Fluorobiphenyl	*2.50*		mg/Kg wet	3.33		75.1		30-130			
Surrogate: p-Terphenyl-d14	*2.86*		mg/Kg wet	3.33		85.9		30-130			
Matrix Spike (B267037-MS1)		**Source: 20I0953-13**		Prepared: 09/22/20 Analyzed: 09/25/20							
Acenaphthene	0.973	0.21	mg/Kg dry	2.02	ND	48.1		40-140			
Acenaphthylene	1.02	0.21	mg/Kg dry	2.02	ND	50.6		40-140			
Anthracene	1.33	0.21	mg/Kg dry	2.02	ND	65.5		40-140			
Benzo(a)anthracene	1.40	0.21	mg/Kg dry	2.02	0.138	62.4		40-140			
Benzo(a)pyrene	1.43	0.21	mg/Kg dry	2.02	0.174	61.9		40-140			
Benzo(b)fluoranthene	1.51	0.21	mg/Kg dry	2.02	0.210	64.1		40-140			
Benzo(g,h,i)perylene	1.42	0.21	mg/Kg dry	2.02	ND	70.1		40-140			
Benzo(k)fluoranthene	1.44	0.21	mg/Kg dry	2.02	ND	71.3		40-140			
Chrysene	1.39	0.21	mg/Kg dry	2.02	0.140	61.9		40-140			
Dibenz(a,h)anthracene	1.29	0.21	mg/Kg dry	2.02	ND	63.9		40-140			
Fluoranthene	1.51	0.21	mg/Kg dry	2.02	0.225	63.7		40-140			
Fluorene	1.21	0.21	mg/Kg dry	2.02	ND	59.9		40-140			
Indeno(1,2,3-cd)pyrene	1.51	0.21	mg/Kg dry	2.02	ND	74.5		40-140			
2-Methylnaphthalene	0.651	0.21	mg/Kg dry	2.02	ND	**32.2**	*	40-140			MS-23
Naphthalene	0.350	0.21	mg/Kg dry	2.02	ND	**17.3**	*	40-140			MS-23
Phenanthrene	1.42	0.21	mg/Kg dry	2.02	ND	70.1		40-140			
Pyrene	1.55	0.21	mg/Kg dry	2.02	0.222	65.4		40-140			
Surrogate: Nitrobenzene-d5	*0.616*		mg/Kg dry	4.05		**15.2**	*	30-130			S-07
Surrogate: 2-Fluorobiphenyl	*1.74*		mg/Kg dry	4.05		43.0		30-130			
Surrogate: p-Terphenyl-d14	*3.23*		mg/Kg dry	4.05		79.9		30-130			

con-test® ANALYTICAL LABORATORY

39 Spruce Street * East Longmeadow, MA 01028 * FAX 413/525-6405 * TEL. 413/525-2332

QUALITY CONTROL

Semivolatile Organic Compounds by GC/MS - Quality Control

Analyte	Result	Reporting Limit	Units	Spike Level	Source Result	%REC	%REC Limits	RPD		RPD Limit	Notes
Batch B267037 - SW-846 3546											
Matrix Spike Dup (B267037-MSD1)		**Source: 20I0953-13**		Prepared: 09/22/20 Analyzed: 09/25/20							
Acenaphthene	1.10	0.21	mg/Kg dry	2.02	ND	54.6	40-140	12.7		30	
Acenaphthylene	1.17	0.21	mg/Kg dry	2.02	ND	57.9	40-140	13.4		30	
Anthracene	1.21	0.21	mg/Kg dry	2.02	ND	59.9	40-140	8.90		30	
Benzo(a)anthracene	1.26	0.21	mg/Kg dry	2.02	0.138	55.6	40-140	10.4		30	
Benzo(a)pyrene	1.27	0.21	mg/Kg dry	2.02	0.174	54.0	40-140	11.9		30	
Benzo(b)fluoranthene	1.33	0.21	mg/Kg dry	2.02	0.210	55.5	40-140	12.3		30	
Benzo(g,h,i)perylene	1.33	0.21	mg/Kg dry	2.02	ND	65.5	40-140	6.76		30	
Benzo(k)fluoranthene	1.28	0.21	mg/Kg dry	2.02	ND	63.5	40-140	11.6		30	
Chrysene	1.25	0.21	mg/Kg dry	2.02	0.140	54.9	40-140	10.7		30	
Dibenz(a,h)anthracene	1.27	0.21	mg/Kg dry	2.02	ND	62.7	40-140	1.90		30	
Fluoranthene	1.38	0.21	mg/Kg dry	2.02	0.225	56.9	40-140	9.61		30	
Fluorene	1.17	0.21	mg/Kg dry	2.02	ND	58.0	40-140	3.32		30	
Indeno(1,2,3-cd)pyrene	1.43	0.21	mg/Kg dry	2.02	ND	70.7	40-140	5.26		30	
2-Methylnaphthalene	1.13	0.21	mg/Kg dry	2.02	ND	56.1	40-140	**54.1**	*	30	R-06
Naphthalene	1.00	0.21	mg/Kg dry	2.02	ND	49.6	40-140	**96.4**	*	30	R-06
Phenanthrene	1.26	0.21	mg/Kg dry	2.02	ND	62.4	40-140	11.6		30	
Pyrene	1.36	0.21	mg/Kg dry	2.02	0.222	56.1	40-140	12.9		30	
Surrogate: Nitrobenzene-d5	*2.10*		mg/Kg dry	4.05		51.9	30-130				
Surrogate: 2-Fluorobiphenyl	*2.56*		mg/Kg dry	4.05		63.2	30-130				
Surrogate: p-Terphenyl-d14	*2.95*		mg/Kg dry	4.05		72.9	30-130				

con-test® ANALYTICAL LABORATORY

39 Spruce Street * East Longmeadow, MA 01028 * FAX 413/525-6405 * TEL. 413/525-2332

QUALITY CONTROL

Polychlorinated Biphenyls with 3540 Soxhlet Extraction - Quality Control

Analyte	Result	Reporting Limit	Units	Spike Level	Source Result	%REC	%REC Limits	RPD	RPD Limit	Notes
Batch B266869 - SW-846 3540C										
Blank (B266869-BLK1)				Prepared: 09/19/20 Analyzed: 09/24/20						
Aroclor-1016	ND	0.10	mg/Kg wet							
Aroclor-1016 [2C]	ND	0.10	mg/Kg wet							
Aroclor-1221	ND	0.10	mg/Kg wet							
Aroclor-1221 [2C]	ND	0.10	mg/Kg wet							
Aroclor-1232	ND	0.10	mg/Kg wet							
Aroclor-1232 [2C]	ND	0.10	mg/Kg wet							
Aroclor-1242	ND	0.10	mg/Kg wet							
Aroclor-1242 [2C]	ND	0.10	mg/Kg wet							
Aroclor-1248	ND	0.10	mg/Kg wet							
Aroclor-1248 [2C]	ND	0.10	mg/Kg wet							
Aroclor-1254	ND	0.10	mg/Kg wet							
Aroclor-1254 [2C]	ND	0.10	mg/Kg wet							
Aroclor-1260	ND	0.10	mg/Kg wet							
Aroclor-1260 [2C]	ND	0.10	mg/Kg wet							
Aroclor-1262	ND	0.10	mg/Kg wet							
Aroclor-1262 [2C]	ND	0.10	mg/Kg wet							
Aroclor-1268	ND	0.10	mg/Kg wet							
Aroclor-1268 [2C]	ND	0.10	mg/Kg wet							
Surrogate: Decachlorobiphenyl	*1.09*		mg/Kg wet	1.00		109	30-150			
Surrogate: Decachlorobiphenyl [2C]	*1.12*		mg/Kg wet	1.00		112	30-150			
Surrogate: Tetrachloro-m-xylene	*0.997*		mg/Kg wet	1.00		99.7	30-150			
Surrogate: Tetrachloro-m-xylene [2C]	*0.919*		mg/Kg wet	1.00		91.9	30-150			
LCS (B266869-BS1)				Prepared: 09/19/20 Analyzed: 09/24/20						
Aroclor-1016	0.88	0.10	mg/Kg wet	1.00		87.6	40-140			
Aroclor-1016 [2C]	0.81	0.10	mg/Kg wet	1.00		81.0	40-140			
Aroclor-1260	0.87	0.10	mg/Kg wet	1.00		87.1	40-140			
Aroclor-1260 [2C]	0.85	0.10	mg/Kg wet	1.00		84.7	40-140			
Surrogate: Decachlorobiphenyl	*1.10*		mg/Kg wet	1.00		110	30-150			
Surrogate: Decachlorobiphenyl [2C]	*1.14*		mg/Kg wet	1.00		114	30-150			
Surrogate: Tetrachloro-m-xylene	*0.992*		mg/Kg wet	1.00		99.2	30-150			
Surrogate: Tetrachloro-m-xylene [2C]	*0.923*		mg/Kg wet	1.00		92.3	30-150			
LCS Dup (B266869-BSD1)				Prepared: 09/19/20 Analyzed: 09/24/20						
Aroclor-1016	0.87	0.10	mg/Kg wet	1.00		87.1	40-140	0.545	30	
Aroclor-1016 [2C]	0.81	0.10	mg/Kg wet	1.00		80.8	40-140	0.197	30	
Aroclor-1260	0.85	0.10	mg/Kg wet	1.00		85.3	40-140	1.98	30	
Aroclor-1260 [2C]	0.83	0.10	mg/Kg wet	1.00		82.5	40-140	2.68	30	
Surrogate: Decachlorobiphenyl	*1.07*		mg/Kg wet	1.00		107	30-150			
Surrogate: Decachlorobiphenyl [2C]	*1.10*		mg/Kg wet	1.00		110	30-150			
Surrogate: Tetrachloro-m-xylene	*0.977*		mg/Kg wet	1.00		97.7	30-150			
Surrogate: Tetrachloro-m-xylene [2C]	*0.908*		mg/Kg wet	1.00		90.8	30-150			

con-test® ANALYTICAL LABORATORY

39 Spruce Street * East Longmeadow, MA 01028 * FAX 413/525-6405 * TEL. 413/525-2332

QUALITY CONTROL

Polychlorinated Biphenyls with 3540 Soxhlet Extraction - Quality Control

Analyte	Result	Reporting Limit	Units	Spike Level	Source Result	%REC		%REC Limits	RPD		RPD Limit	Notes
Batch B266869 - SW-846 3540C												
Matrix Spike (B266869-MS1)		**Source: 20I0953-07**		Prepared: 09/19/20 Analyzed: 09/25/20								
Aroclor-1016	24	0.46	mg/Kg dry	1.14	ND	**2120**	*	40-140				MS-21
Aroclor-1016 [2C]	26	0.46	mg/Kg dry	1.14	ND	**2260**	*	40-140				MS-21
Aroclor-1260	3.4	0.46	mg/Kg dry	1.14	ND	**294**	*	40-140				MS-21
Aroclor-1260 [2C]	2.2	0.46	mg/Kg dry	1.14	ND	**195**	*	40-140				MS-21
Surrogate: Decachlorobiphenyl	*1.33*		mg/Kg dry	1.14		117		30-150				
Surrogate: Decachlorobiphenyl [2C]	*1.47*		mg/Kg dry	1.14		129		30-150				
Surrogate: Tetrachloro-m-xylene	*1.21*		mg/Kg dry	1.14		106		30-150				
Surrogate: Tetrachloro-m-xylene [2C]	*1.34*		mg/Kg dry	1.14		118		30-150				
Matrix Spike (B266869-MS2)		**Source: 20I0953-13**		Prepared: 09/19/20 Analyzed: 09/25/20								
Aroclor-1016	1.2	0.090	mg/Kg dry	0.225	ND	**517**	*	40-140				MS-21
Aroclor-1016 [2C]	1.3	0.090	mg/Kg dry	0.225	ND	**570**	*	40-140				MS-21
Aroclor-1260	0.35	0.090	mg/Kg dry	0.225	ND	**156**	*	40-140				MS-21
Aroclor-1260 [2C]	0.58	0.090	mg/Kg dry	0.225	ND	**260**	*	40-140				MS-21
Surrogate: Decachlorobiphenyl	*0.259*		mg/Kg dry	0.225		115		30-150				
Surrogate: Decachlorobiphenyl [2C]	*0.291*		mg/Kg dry	0.225		129		30-150				
Surrogate: Tetrachloro-m-xylene	*0.234*		mg/Kg dry	0.225		104		30-150				
Surrogate: Tetrachloro-m-xylene [2C]	*0.263*		mg/Kg dry	0.225		117		30-150				
Matrix Spike (B266869-MS3)		**Source: 20I0953-16**		Prepared: 09/19/20 Analyzed: 09/26/20								
Aroclor-1016	1.3	0.083	mg/Kg dry	0.207	ND	**642**	*	40-140				MS-21
Aroclor-1016 [2C]	1.4	0.083	mg/Kg dry	0.207	ND	**689**	*	40-140				MS-21
Aroclor-1260	0.82	0.083	mg/Kg dry	0.207	ND	**394**	*	40-140				MS-21
Aroclor-1260 [2C]	0.72	0.083	mg/Kg dry	0.207	ND	**348**	*	40-140				MS-21
Surrogate: Decachlorobiphenyl	*0.257*		mg/Kg dry	0.207		124		30-150				
Surrogate: Decachlorobiphenyl [2C]	*0.294*		mg/Kg dry	0.207		142		30-150				
Surrogate: Tetrachloro-m-xylene	*0.207*		mg/Kg dry	0.207		100		30-150				
Surrogate: Tetrachloro-m-xylene [2C]	*0.235*		mg/Kg dry	0.207		113		30-150				
Matrix Spike Dup (B266869-MSD1)		**Source: 20I0953-07**		Prepared: 09/19/20 Analyzed: 09/25/20								
Aroclor-1016	5.9	0.088	mg/Kg dry	0.219	ND	**2690**	*	40-140	**121**	*	50	MS-21
Aroclor-1016 [2C]	6.3	0.088	mg/Kg dry	0.219	ND	**2880**	*	40-140	**121**	*	50	MS-21
Aroclor-1260	0.76	0.088	mg/Kg dry	0.219	ND	**348**	*	40-140	**126**	*	50	MS-21
Aroclor-1260 [2C]	0.47	0.088	mg/Kg dry	0.219	ND	**216**	*	40-140	**130**	*	50	MS-21
Surrogate: Decachlorobiphenyl	*0.253*		mg/Kg dry	0.219		115		30-150				
Surrogate: Decachlorobiphenyl [2C]	*0.278*		mg/Kg dry	0.219		127		30-150				
Surrogate: Tetrachloro-m-xylene	*0.230*		mg/Kg dry	0.219		105		30-150				
Surrogate: Tetrachloro-m-xylene [2C]	*0.256*		mg/Kg dry	0.219		117		30-150				
Matrix Spike Dup (B266869-MSD2)		**Source: 20I0953-13**		Prepared: 09/19/20 Analyzed: 09/25/20								
Aroclor-1016	1.1	0.093	mg/Kg dry	0.234	ND	**466**	*	40-140	6.59		50	MS-21
Aroclor-1016 [2C]	1.2	0.093	mg/Kg dry	0.234	ND	**519**	*	40-140	5.70		50	MS-21
Aroclor-1260	0.35	0.093	mg/Kg dry	0.234	ND	**150**	*	40-140	0.347		50	MS-21
Aroclor-1260 [2C]	0.59	0.093	mg/Kg dry	0.234	ND	**252**	*	40-140	0.627		50	MS-21
Surrogate: Decachlorobiphenyl	*0.262*		mg/Kg dry	0.234		112		30-150				
Surrogate: Decachlorobiphenyl [2C]	*0.297*		mg/Kg dry	0.234		127		30-150				
Surrogate: Tetrachloro-m-xylene	*0.252*		mg/Kg dry	0.234		108		30-150				
Surrogate: Tetrachloro-m-xylene [2C]	*0.281*		mg/Kg dry	0.234		121		30-150				

con-test® ANALYTICAL LABORATORY

39 Spruce Street * East Longmeadow, MA 01028 * FAX 413/525-6405 * TEL. 413/525-2332

QUALITY CONTROL

Polychlorinated Biphenyls with 3540 Soxhlet Extraction - Quality Control

Analyte	Result	Reporting Limit	Units	Spike Level	Source Result	%REC		%REC Limits	RPD	RPD Limit	Notes
Batch B266869 - SW-846 3540C											
Matrix Spike Dup (B266869-MSD3)		**Source: 20I0953-16**		Prepared: 09/19/20 Analyzed: 09/26/20							
Aroclor-1016	1.3	0.085	mg/Kg dry	0.214	ND	**618**	*	40-140	0.849	50	MS-21
Aroclor-1016 [2C]	1.4	0.085	mg/Kg dry	0.214	ND	**662**	*	40-140	1.04	50	MS-21
Aroclor-1260	0.81	0.085	mg/Kg dry	0.214	ND	**380**	*	40-140	0.843	50	MS-21
Aroclor-1260 [2C]	0.73	0.085	mg/Kg dry	0.214	ND	**344**	*	40-140	1.63	50	MS-21
Surrogate: Decachlorobiphenyl	*0.260*		mg/Kg dry	0.214		122		30-150			
Surrogate: Decachlorobiphenyl [2C]	*0.298*		mg/Kg dry	0.214		139		30-150			
Surrogate: Tetrachloro-m-xylene	*0.235*		mg/Kg dry	0.214		110		30-150			
Surrogate: Tetrachloro-m-xylene [2C]	*0.263*		mg/Kg dry	0.214		123		30-150			

con-test® ANALYTICAL LABORATORY

39 Spruce Street * East Longmeadow, MA 01028 * FAX 413/525-6405 * TEL. 413/525-2332

QUALITY CONTROL

Petroleum Hydrocarbons Analyses - Quality Control

Analyte	Result	Reporting Limit	Units	Spike Level	Source Result	%REC		%REC Limits	RPD	RPD Limit	Notes
Batch B266937 - SW-846 3546											
Blank (B266937-BLK1)				Prepared: 09/21/20 Analyzed: 09/22/20							
CT ETPH	ND	10	mg/Kg wet								
Surrogate: 2-Fluorobiphenyl	*2.33*		mg/Kg wet	3.33		69.9		50-150			
LCS (B266937-BS1)				Prepared: 09/21/20 Analyzed: 09/22/20							
CT ETPH	28.0	10	mg/Kg wet	33.3		84.0		60-120			
Surrogate: 2-Fluorobiphenyl	*2.33*		mg/Kg wet	3.33		69.8		50-150			
LCS Dup (B266937-BSD1)				Prepared: 09/21/20 Analyzed: 09/22/20							
CT ETPH	28.1	10	mg/Kg wet	33.3		84.4		60-120	0.466	30	
Surrogate: 2-Fluorobiphenyl	*2.26*		mg/Kg wet	3.33		67.9		50-150			
Matrix Spike (B266937-MS1)		**Source: 20I0953-13**		Prepared: 09/21/20 Analyzed: 09/25/20							
CT ETPH	120	24	mg/Kg dry	40.1	114	**13.6**	*	50-150			MS-07A
Surrogate: 2-Fluorobiphenyl	*2.22*		mg/Kg dry	4.01		55.5		50-150			
Matrix Spike Dup (B266937-MSD1)		**Source: 20I0953-13**		Prepared: 09/21/20 Analyzed: 09/25/20							
CT ETPH	111	24	mg/Kg dry	39.8	114	**-8.50**	*	50-150	7.66	30	MS-07A
Surrogate: 2-Fluorobiphenyl	*2.23*		mg/Kg dry	3.98		56.1		50-150			
Batch B267232 - SW-846 3546											
Blank (B267232-BLK1)				Prepared: 09/24/20 Analyzed: 09/25/20							
CT ETPH	ND	10	mg/Kg wet								
Surrogate: 2-Fluorobiphenyl	*2.36*		mg/Kg wet	3.33		70.9		50-150			
LCS (B267232-BS1)				Prepared: 09/24/20 Analyzed: 09/25/20							
CT ETPH	26.2	10	mg/Kg wet	33.3		78.7		60-120			
Surrogate: 2-Fluorobiphenyl	*2.49*		mg/Kg wet	3.33		74.8		50-150			
LCS Dup (B267232-BSD1)				Prepared: 09/24/20 Analyzed: 09/25/20							
CT ETPH	25.1	10	mg/Kg wet	33.3		75.3		60-120	4.46	30	
Surrogate: 2-Fluorobiphenyl	*2.35*		mg/Kg wet	3.33		70.6		50-150			

con-test® ANALYTICAL LABORATORY

39 Spruce Street * East Longmeadow, MA 01028 * FAX 413/525-6405 * TEL. 413/525-2332

QUALITY CONTROL

Metals Analyses (Total) - Quality Control

Analyte	Result	Reporting Limit	Units	Spike Level	Source Result	%REC	%REC Limits	RPD	RPD Limit	Notes
Batch B266794 - SW-846 7470A/7471A										
Blank (B266794-BLK1)				Prepared: 09/18/20 Analyzed: 09/21/20						
Mercury	ND	0.025	mg/Kg wet							
LCS (B266794-BS1)				Prepared: 09/18/20 Analyzed: 09/21/20						
Mercury	17.2	0.77	mg/Kg wet	18.4		93.3	60.9-138.6			
LCS Dup (B266794-BSD1)				Prepared: 09/18/20 Analyzed: 09/21/20						
Mercury	17.5	0.76	mg/Kg wet	18.4		95.2	60.9-138.6	2.01	20	
Matrix Spike (B266794-MS1)		**Source: 20I0953-15**		Prepared: 09/18/20 Analyzed: 09/21/20						
Mercury	0.758	0.031	mg/Kg dry	0.408	0.313	109	80-120			
Matrix Spike Dup (B266794-MSD1)		**Source: 20I0953-15**		Prepared: 09/18/20 Analyzed: 09/21/20						
Mercury	0.725	0.030	mg/Kg dry	0.395	0.313	104	80-120	4.51	20	
Batch B266963 - SW-846 3050B										
Blank (B266963-BLK1)				Prepared: 09/21/20 Analyzed: 09/22/20						
Antimony	ND	1.7	mg/Kg wet							
Arsenic	ND	3.3	mg/Kg wet							
Barium	ND	1.7	mg/Kg wet							
Beryllium	ND	0.17	mg/Kg wet							
Cadmium	ND	0.33	mg/Kg wet							
Chromium	ND	0.67	mg/Kg wet							
Copper	ND	0.67	mg/Kg wet							
Lead	ND	0.50	mg/Kg wet							
Nickel	ND	0.67	mg/Kg wet							
Selenium	ND	3.3	mg/Kg wet							
Silver	ND	0.33	mg/Kg wet							
Thallium	ND	1.7	mg/Kg wet							
Vanadium	ND	0.67	mg/Kg wet							
Zinc	ND	0.67	mg/Kg wet							
LCS (B266963-BS1)				Prepared: 09/21/20 Analyzed: 09/23/20						
Antimony	83.2	5.0	mg/Kg wet	120		69.3	4.8-195			
Arsenic	81.1	10	mg/Kg wet	95.5		84.9	82.8-117.3			
Barium	281	5.0	mg/Kg wet	300		93.8	82.3-117.7			
Beryllium	96.7	0.50	mg/Kg wet	103		93.9	82.8-116.5			
Cadmium	122	1.0	mg/Kg wet	135		90.2	83-117.8			
Chromium	132	2.0	mg/Kg wet	147		89.5	82.3-117.7			
Copper	136	2.0	mg/Kg wet	150		90.9	84-116			
Lead	83.2	1.5	mg/Kg wet	92.3		90.2	83.1-117			
Nickel	57.1	2.0	mg/Kg wet	59.8		95.4	82.6-117.6			
Selenium	33.5	10	mg/Kg wet	42.0		79.7	79.5-120.5			L-07
Silver	36.9	1.0	mg/Kg wet	40.3		91.6	80.6-119.4			
Thallium	82.2	5.0	mg/Kg wet	83.1		99.0	81-119			
Vanadium	83.9	2.0	mg/Kg wet	96.9		86.5	79.2-120.7			
Zinc	337	2.0	mg/Kg wet	369		91.4	80.8-119.2			

con-test® ANALYTICAL LABORATORY

39 Spruce Street * East Longmeadow, MA 01028 * FAX 413/525-6405 * TEL. 413/525-2332

QUALITY CONTROL

Metals Analyses (Total) - Quality Control

Analyte	Result	Reporting Limit	Units	Spike Level	Source Result	%REC		%REC Limits	RPD	RPD Limit	Notes
Batch B266963 - SW-846 3050B											
LCS Dup (B266963-BSD1)				Prepared: 09/21/20 Analyzed: 09/23/20							
Antimony	84.9	5.0	mg/Kg wet	120		70.7		4.8-195	1.99	30	
Arsenic	80.1	10	mg/Kg wet	95.5		83.9		82.8-117.3	1.20	30	
Barium	268	5.0	mg/Kg wet	300		89.4		82.3-117.7	4.80	20	
Beryllium	95.2	0.50	mg/Kg wet	103		92.4		82.8-116.5	1.63	30	
Cadmium	120	1.0	mg/Kg wet	135		88.6		83-117.8	1.83	20	
Chromium	128	2.0	mg/Kg wet	147		87.1		82.3-117.7	2.73	30	
Copper	132	2.0	mg/Kg wet	150		88.2		84-116	3.00	30	
Lead	79.7	1.5	mg/Kg wet	92.3		86.3		83.1-117	4.38	30	
Nickel	55.5	2.0	mg/Kg wet	59.8		92.8		82.6-117.6	2.80	30	
Selenium	32.4	10	mg/Kg wet	42.0		**77.1**	*	79.5-120.5	3.26	30	L-07
Silver	35.3	1.0	mg/Kg wet	40.3		87.5		80.6-119.4	4.58	30	
Thallium	81.8	5.0	mg/Kg wet	83.1		98.5		81-119	0.516	30	
Vanadium	80.2	2.0	mg/Kg wet	96.9		82.8		79.2-120.7	4.41	30	
Zinc	327	2.0	mg/Kg wet	369		88.6		80.8-119.2	3.12	30	
Matrix Spike (B266963-MS1)		**Source: 20I0953-13**		Prepared: 09/21/20 Analyzed: 09/22/20							
Arsenic	20.6	4.1	mg/Kg dry	20.3	3.51	83.9		75-125			
Lead	64.6	0.61	mg/Kg dry	20.3	46.8	88.0		75-125			
Selenium	16.0	4.1	mg/Kg dry	20.3	ND	78.9		75-125			
Silver	19.3	0.41	mg/Kg dry	20.3	ND	95.1		75-125			
Thallium	26.7	2.0	mg/Kg dry	20.3	8.67	88.8		75-125			
Matrix Spike Dup (B266963-MSD1)		**Source: 20I0953-13**		Prepared: 09/21/20 Analyzed: 09/22/20							
Arsenic	20.5	4.1	mg/Kg dry	20.3	3.51	83.5		75-125	0.490	35	
Lead	62.9	0.61	mg/Kg dry	20.3	46.8	79.4		75-125	2.78	35	
Selenium	15.6	4.1	mg/Kg dry	20.3	ND	77.0		75-125	2.62	35	
Silver	19.1	0.41	mg/Kg dry	20.3	ND	94.3		75-125	1.07	35	
Thallium	26.5	2.0	mg/Kg dry	20.3	8.67	87.9		75-125	0.766	35	
Reference (B266963-SRM1) MRL Check				Prepared: 09/21/20 Analyzed: 09/22/20							
Lead	0.448	0.52	mg/Kg wet	0.517		86.6		80-120			

39 Spruce Street * East Longmeadow, MA 01028 * FAX 413/525-6405 * TEL. 413/525-2332

QUALITY CONTROL

Conventional Chemistry Parameters by EPA/APHA/SW-846 Methods (Total) - Quality Control

Analyte	Result	Reporting Limit	Units	Spike Level	Source Result	%REC	%REC Limits	RPD	RPD Limit	Notes
Batch B266757 - % Solids										
Duplicate (B266757-DUP2)		**Source: 20I0953-07**		Prepared & Analyzed: 09/18/20						
% Solids	86.9		% Wt		87.6			0.842	10	
Duplicate (B266757-DUP3)		**Source: 20I0953-13**		Prepared & Analyzed: 09/18/20						
% Solids	82.3		% Wt		82.4			0.0728	10	
Duplicate (B266757-DUP4)		**Source: 20I0953-15**		Prepared & Analyzed: 09/18/20						
% Solids	79.2		% Wt		79.9			0.898	10	
Duplicate (B266757-DUP5)		**Source: 20I0953-16**		Prepared & Analyzed: 09/18/20						
% Solids	92.9		% Wt		92.7			0.152	10	

con-test® ANALYTICAL LABORATORY

39 Spruce Street * East Longmeadow, MA 01028 * FAX 413/525-6405 * TEL. 413/525-2332

QUALITY CONTROL

SPLP - Semivolatile Organic Compounds by LC/MS-MS - Quality Control

Analyte	Result	Reporting Limit	Units	Spike Level	Source Result	%REC	%REC Limits	RPD	RPD Limit	Notes
Batch B267047 - SW-846 3510C										
Blank (B267047-BLK1)				Prepared: 09/22/20 Analyzed: 09/25/20						
CT ETPH	ND	0.15	mg/L							
Surrogate: 2-Fluorobiphenyl	*0.0590*		mg/L	0.100		59.0	50-150			
LCS (B267047-BS1)				Prepared: 09/22/20 Analyzed: 09/24/20						
CT ETPH	0.682	0.15	mg/L	1.00		68.2	60-120			
Surrogate: 2-Fluorobiphenyl	*0.0633*		mg/L	0.100		63.3	50-150			
LCS Dup (B267047-BSD1)				Prepared: 09/22/20 Analyzed: 09/24/20						
CT ETPH	0.731	0.15	mg/L	1.00		73.1	60-120	6.95	30	
Surrogate: 2-Fluorobiphenyl	*0.0688*		mg/L	0.100		68.8	50-150			
Matrix Spike (B267047-MS1)		**Source: 20I0953-13**		Prepared: 09/22/20 Analyzed: 09/25/20						
CT ETPH	0.614	0.16	mg/L	1.08	ND	57.1	50-150			
Surrogate: 2-Fluorobiphenyl	*0.0649*		mg/L	0.108		60.4	50-150			

con-test® ANALYTICAL LABORATORY

39 Spruce Street * East Longmeadow, MA 01028 * FAX 413/525-6405 * TEL. 413/525-2332

IDENTIFICATION SUMMARY FOR SINGLE COMPONENT ANALYTES

SW-846 8082A

W22-MB55 (0.5-1)-1

Lab Sample ID: 20I0953-01

Date(s) Analyzed: 09/25/2020 09/25/2020

Instrument ID (1): ECD1

Instrument ID (2): ECD1

GC Column (1): ID: (mm)

GC Column (2): ID: (mm)

ANALYTE	COL	RT	RT WINDOW		CONCENTRATION	%RPD
			FROM	TO		
Aroclor-1248	1	0.000	-0.030	0.030	0.57	
	2	0.000	-0.030	0.030	0.58	1.7
Aroclor-1254	1	0.000	-0.030	0.030	0.32	
	2	0.000	-0.030	0.030	0.32	0.0

con-test® ANALYTICAL LABORATORY

39 Spruce Street * East Longmeadow, MA 01028 * FAX 413/525-6405 * TEL. 413/525-2332

IDENTIFICATION SUMMARY FOR SINGLE COMPONENT ANALYTES

SW-846 8082A

South-B4 (0.5-1)-1

Lab Sample ID: 20I0953-02

Date(s) Analyzed: 09/25/2020 09/25/2020

Instrument ID (1): ECD1

Instrument ID (2): ECD1

GC Column (1): ID: (mm)

GC Column (2): ID: (mm)

ANALYTE	COL	RT	RT WINDOW		CONCENTRATION	%RPD
			FROM	TO		
Aroclor-1248	1	0.000	-0.030	0.030	0.38	
	2	0.000	-0.030	0.030	0.40	5.1
Aroclor-1254	1	0.000	-0.030	0.030	0.59	
	2	0.000	-0.030	0.030	0.54	8.9

con-test® ANALYTICAL LABORATORY

39 Spruce Street * East Longmeadow, MA 01028 * FAX 413/525-6405 * TEL. 413/525-2332

IDENTIFICATION SUMMARY FOR SINGLE COMPONENT ANALYTES

SW-846 8082A

South-B5 (0-0.5)-1

Lab Sample ID: 20I0953-04

Date(s) Analyzed: 09/26/2020 09/26/2020

Instrument ID (1): ECD1

Instrument ID (2): ECD1

GC Column (1): ID: (mm)

GC Column (2): ID: (mm)

ANALYTE	COL	RT	RT WINDOW		CONCENTRATION	%RPD
			FROM	TO		
Aroclor-1248	1	0.000	-0.030	0.030	11	
	2	0.000	-0.030	0.030	12	8.7

con-test® ANALYTICAL LABORATORY

39 Spruce Street * East Longmeadow, MA 01028 * FAX 413/525-6405 * TEL. 413/525-2332

IDENTIFICATION SUMMARY FOR SINGLE COMPONENT ANALYTES

SW-846 8082A

South-B5 (2-3)-1

Lab Sample ID: 20I0953-05

Date(s) Analyzed: 09/25/2020 09/25/2020

Instrument ID (1): ECD1

Instrument ID (2): ECD1

GC Column (1): ID: (mm)

GC Column (2): ID: (mm)

ANALYTE	COL	RT	RT WINDOW		CONCENTRATION	%RPD
			FROM	TO		
Aroclor-1248	1	0.000	-0.030	0.030	1.5	
	2	0.000	-0.030	0.030	1.6	6.5

con-test® ANALYTICAL LABORATORY

39 Spruce Street * East Longmeadow, MA 01028 * FAX 413/525-6405 * TEL. 413/525-2332

IDENTIFICATION SUMMARY FOR SINGLE COMPONENT ANALYTES

SW-846 8082A

X/Y15.5 (1-1.5)-1

Lab Sample ID: 20I0953-06

Date(s) Analyzed: 09/25/2020 09/25/2020

Instrument ID (1): ECD1

Instrument ID (2): ECD1

GC Column (1): ID: (mm)

GC Column (2): ID: (mm)

ANALYTE	COL	RT	RT WINDOW		CONCENTRATION	%RPD
			FROM	TO		
Aroclor-1248	1	0.000	-0.030	0.030	0.35	
	2	0.000	-0.030	0.030	0.38	5.4
Aroclor-1254	1	0.000	-0.030	0.030	0.37	
	2	0.000	-0.030	0.030	0.39	5.3

con-test® ANALYTICAL LABORATORY

39 Spruce Street * East Longmeadow, MA 01028 * FAX 413/525-6405 * TEL. 413/525-2332

IDENTIFICATION SUMMARY FOR SINGLE COMPONENT ANALYTES

SW-846 8082A

X/Y15.5 (3-3.5)-1

Lab Sample ID: 20I0953-07

Date(s) Analyzed: 09/26/2020 09/26/2020

Instrument ID (1): ECD1

Instrument ID (2): ECD1

GC Column (1): ID: (mm)

GC Column (2): ID: (mm)

ANALYTE	COL	RT	RT WINDOW		CONCENTRATION	%RPD
			FROM	TO		
Aroclor-1248	1	0.000	-0.030	0.030	7.1	
	2	0.000	-0.030	0.030	8.1	13.2

con-test® ANALYTICAL LABORATORY

39 Spruce Street * East Longmeadow, MA 01028 * FAX 413/525-6405 * TEL. 413/525-2332

IDENTIFICATION SUMMARY FOR SINGLE COMPONENT ANALYTES

SW-846 8082A

X/Y15.5 (3-3.5)-2

Lab Sample ID: 20I0953-08

Date(s) Analyzed: 09/26/2020 09/26/2020

Instrument ID (1): ECD1

Instrument ID (2): ECD1

GC Column (1): ID: (mm)

GC Column (2): ID: (mm)

ANALYTE	COL	RT	RT WINDOW		CONCENTRATION	%RPD
			FROM	TO		
Aroclor-1248	1	0.000	-0.030	0.030	6.4	
	2	0.000	-0.030	0.030	7.2	11.8

con-test® ANALYTICAL LABORATORY

39 Spruce Street * East Longmeadow, MA 01028 * FAX 413/525-6405 * TEL. 413/525-2332

IDENTIFICATION SUMMARY FOR SINGLE COMPONENT ANALYTES

SW-846 8082A

Y12.5(1.5-2)-1

Lab Sample ID: 20I0953-09

Date(s) Analyzed: 09/25/2020 09/25/2020

Instrument ID (1): ECD1

Instrument ID (2): ECD1

GC Column (1): ID: (mm)

GC Column (2): ID: (mm)

ANALYTE	COL	RT	RT WINDOW		CONCENTRATION	%RPD
			FROM	TO		
Aroclor-1248	1	0.000	-0.030	0.030	0.22	
	2	0.000	-0.030	0.030	0.20	9.5
Aroclor-1254	1	0.000	-0.030	0.030	0.21	
	2	0.000	-0.030	0.030	0.20	4.9

con-test® ANALYTICAL LABORATORY

39 Spruce Street * East Longmeadow, MA 01028 * FAX 413/525-6405 * TEL. 413/525-2332

IDENTIFICATION SUMMARY FOR SINGLE COMPONENT ANALYTES

SW-846 8082A

Y10.5(1.5-2)-1

Lab Sample ID: 20I0953-10

Date(s) Analyzed: 09/26/2020 09/26/2020

Instrument ID (1): ECD1

Instrument ID (2): ECD1

GC Column (1): ID: (mm)

GC Column (2): ID: (mm)

ANALYTE	COL	RT	RT WINDOW		CONCENTRATION	%RPD
			FROM	TO		
Aroclor-1248	1	0.000	-0.030	0.030	3.9	
	2	0.000	-0.030	0.030	4.2	7.4

con-test® ANALYTICAL LABORATORY

39 Spruce Street * East Longmeadow, MA 01028 * FAX 413/525-6405 * TEL. 413/525-2332

IDENTIFICATION SUMMARY FOR SINGLE COMPONENT ANALYTES

SW-846 8082A

Y9(1.5-2)-1

Lab Sample ID: 20I0953-11

Date(s) Analyzed: 09/26/2020 09/26/2020

Instrument ID (1): ECD1

Instrument ID (2): ECD1

GC Column (1): ID: (mm)

GC Column (2): ID: (mm)

ANALYTE	COL	RT	RT WINDOW		CONCENTRATION	%RPD
			FROM	TO		
Aroclor-1248	1	0.000	-0.030	0.030	4.9	
	2	0.000	-0.030	0.030	5.7	15.1

con-test® ANALYTICAL LABORATORY

39 Spruce Street * East Longmeadow, MA 01028 * FAX 413/525-6405 * TEL. 413/525-2332

IDENTIFICATION SUMMARY FOR SINGLE COMPONENT ANALYTES

SW-846 8082A

Y7(1.5-2)-1

Lab Sample ID: 20I0953-12

Date(s) Analyzed: 09/25/2020 09/25/2020

Instrument ID (1): ECD1

Instrument ID (2): ECD1

GC Column (1): ID: (mm)

GC Column (2): ID: (mm)

ANALYTE	COL	RT	RT WINDOW		CONCENTRATION	%RPD
			FROM	TO		
Aroclor-1248	1	0.000	-0.030	0.030	2.1	
	2	0.000	-0.030	0.030	2.2	4.7
Aroclor-1254	1	0.000	-0.030	0.030	1.1	
	2	0.000	-0.030	0.030	0.96	13.6
Aroclor-1260	1	0.000	-0.030	0.030	0.12	
	2	0.000	-0.030	0.030	0.13	8.0

con-test® ANALYTICAL LABORATORY

39 Spruce Street * East Longmeadow, MA 01028 * FAX 413/525-6405 * TEL. 413/525-2332

IDENTIFICATION SUMMARY FOR SINGLE COMPONENT ANALYTES

SW-846 8082A

AA8(1-2)-1

Lab Sample ID: 20I0953-13

Date(s) Analyzed: 09/25/2020 09/25/2020

Instrument ID (1): ECD1

Instrument ID (2): ECD1

GC Column (1): ID: (mm)

GC Column (2): ID: (mm)

ANALYTE	COL	RT	RT WINDOW		CONCENTRATION	%RPD
			FROM	TO		
Aroclor-1248	1	0.000	-0.030	0.030	1.5	
	2	0.000	-0.030	0.030	1.6	6.5

con-test® ANALYTICAL LABORATORY

39 Spruce Street * East Longmeadow, MA 01028 * FAX 413/525-6405 * TEL. 413/525-2332

IDENTIFICATION SUMMARY FOR SINGLE COMPONENT ANALYTES

SW-846 8082A

AA8(1-2)-2

Lab Sample ID: 20I0953-14

Date(s) Analyzed: 09/25/2020 09/25/2020

Instrument ID (1): ECD1

Instrument ID (2): ECD1

GC Column (1): ID: (mm)

GC Column (2): ID: (mm)

ANALYTE	COL	RT	RT WINDOW		CONCENTRATION	%RPD
			FROM	TO		
Aroclor-1248	1	0.000	-0.030	0.030	1.7	
	2	0.000	-0.030	0.030	1.8	5.7

con-test® ANALYTICAL LABORATORY

39 Spruce Street * East Longmeadow, MA 01028 * FAX 413/525-6405 * TEL. 413/525-2332

IDENTIFICATION SUMMARY FOR SINGLE COMPONENT ANALYTES

SW-846 8082A

AC8(1-2)-1

Lab Sample ID: 20I0953-15

Date(s) Analyzed: 09/26/2020 09/26/2020

Instrument ID (1): ECD1

Instrument ID (2): ECD1

GC Column (1): ID: (mm)

GC Column (2): ID: (mm)

ANALYTE	COL	RT	RT WINDOW		CONCENTRATION	%RPD
			FROM	TO		
Aroclor-1248	1	0.000	-0.030	0.030	8.6	
	2	0.000	-0.030	0.030	9.7	12.0

con-test® ANALYTICAL LABORATORY

39 Spruce Street * East Longmeadow, MA 01028 * FAX 413/525-6405 * TEL. 413/525-2332

IDENTIFICATION SUMMARY FOR SINGLE COMPONENT ANALYTES

SW-846 8082A

AG8(1-2)-1

Lab Sample ID: 20I0953-16

Date(s) Analyzed: 09/28/2020 09/28/2020

Instrument ID (1): ECD1

Instrument ID (2): ECD1

GC Column (1): ID: (mm)

GC Column (2): ID: (mm)

ANALYTE	COL	RT	RT WINDOW		CONCENTRATION	%RPD
			FROM	TO		
Aroclor-1248	1	0.000	-0.030	0.030	1.5	
	2	0.000	-0.030	0.030	1.6	6.5

con-test® ANALYTICAL LABORATORY

39 Spruce Street * East Longmeadow, MA 01028 * FAX 413/525-6405 * TEL. 413/525-2332

IDENTIFICATION SUMMARY FOR SINGLE COMPONENT ANALYTES

SW-846 8082A

AG8(1-2)-2

Lab Sample ID: 20I0953-17

Date(s) Analyzed: 09/25/2020 09/25/2020

Instrument ID (1): ECD1

Instrument ID (2): ECD1

GC Column (1): ID: (mm)

GC Column (2): ID: (mm)

ANALYTE	COL	RT	RT WINDOW		CONCENTRATION	%RPD
			FROM	TO		
Aroclor-1248	1	0.000	-0.030	0.030	1.6	
	2	0.000	-0.030	0.030	1.7	6.1
Aroclor-1260	1	0.000	-0.030	0.030	0.13	
	2	0.000	-0.030	0.030	0.15	14.3

con-test® ANALYTICAL LABORATORY

39 Spruce Street * East Longmeadow, MA 01028 * FAX 413/525-6405 * TEL. 413/525-2332

IDENTIFICATION SUMMARY FOR SINGLE COMPONENT ANALYTES

SW-846 8082A

LCS

Lab Sample ID: B266869-BS1

Date(s) Analyzed: 09/24/2020 09/24/2020

Instrument ID (1): ECD5

Instrument ID (2): ECD5

GC Column (1): ID: (mm)

GC Column (2): ID: (mm)

ANALYTE	COL	RT	RT WINDOW		CONCENTRATION	%RPD
			FROM	TO		
Aroclor-1016	1	0.000	-0.030	0.030	0.88	
	2	0.000	-0.030	0.030	0.81	8.3
Aroclor-1260	1	0.000	-0.030	0.030	0.87	
	2	0.000	-0.030	0.030	0.85	2.3

con-test® ANALYTICAL LABORATORY

39 Spruce Street * East Longmeadow, MA 01028 * FAX 413/525-6405 * TEL. 413/525-2332

IDENTIFICATION SUMMARY FOR SINGLE COMPONENT ANALYTES

SW-846 8082A

LCS Dup

Lab Sample ID: B266869-BSD1 Date(s) Analyzed: 09/24/2020 09/24/2020

Instrument ID (1): ECD5 Instrument ID (2): ECD5

GC Column (1): ID: (mm) GC Column (2): ID: (mm)

ANALYTE	COL	RT	RT WINDOW		CONCENTRATION	%RPD
			FROM	TO		
Aroclor-1016	1	0.000	-0.030	0.030	0.87	
	2	0.000	-0.030	0.030	0.81	7.1
Aroclor-1260	1	0.000	-0.030	0.030	0.85	
	2	0.000	-0.030	0.030	0.83	2.4

con-test® ANALYTICAL LABORATORY

39 Spruce Street * East Longmeadow, MA 01028 * FAX 413/525-6405 * TEL. 413/525-2332

IDENTIFICATION SUMMARY FOR SINGLE COMPONENT ANALYTES

SW-846 8082A

Matrix Spike

Lab Sample ID: B266869-MS1

Date(s) Analyzed: 09/25/2020 09/25/2020

Instrument ID (1): ECD1

Instrument ID (2): ECD1

GC Column (1): ID: (mm)

GC Column (2): ID: (mm)

ANALYTE	COL	RT	RT WINDOW		CONCENTRATION	%RPD
			FROM	TO		
Aroclor-1016	1	0.000	-0.030	0.030	24	
	2	0.000	-0.030	0.030	26	8.0
Aroclor-1260	1	0.000	-0.030	0.030	3.4	
	2	0.000	-0.030	0.030	2.2	42.9

con-test® ANALYTICAL LABORATORY

39 Spruce Street * East Longmeadow, MA 01028 * FAX 413/525-6405 * TEL. 413/525-2332

IDENTIFICATION SUMMARY FOR SINGLE COMPONENT ANALYTES

SW-846 8082A

Matrix Spike

Lab Sample ID: B266869-MS2

Date(s) Analyzed: 09/25/2020 09/25/2020

Instrument ID (1): ECD1

Instrument ID (2): ECD1

GC Column (1): ID: (mm)

GC Column (2): ID: (mm)

ANALYTE	COL	RT	RT WINDOW		CONCENTRATION	%RPD
			FROM	TO		
Aroclor-1016	1	0.000	-0.030	0.030	1.2	
	2	0.000	-0.030	0.030	1.3	8.0
Aroclor-1260	1	0.000	-0.030	0.030	0.35	
	2	0.000	-0.030	0.030	0.58	49.5

con-test® ANALYTICAL LABORATORY

39 Spruce Street * East Longmeadow, MA 01028 * FAX 413/525-6405 * TEL. 413/525-2332

IDENTIFICATION SUMMARY FOR SINGLE COMPONENT ANALYTES

SW-846 8082A

Matrix Spike

Lab Sample ID: B266869-MS3

Date(s) Analyzed: 09/26/2020 09/26/2020

Instrument ID (1): ECD1

Instrument ID (2): ECD1

GC Column (1): ID: (mm)

GC Column (2): ID: (mm)

ANALYTE	COL	RT	RT WINDOW		CONCENTRATION	%RPD
			FROM	TO		
Aroclor-1016	1	0.000	-0.030	0.030	1.3	
	2	0.000	-0.030	0.030	1.4	7.4
Aroclor-1260	1	0.000	-0.030	0.030	0.82	
	2	0.000	-0.030	0.030	0.72	13.0

con-test® ANALYTICAL LABORATORY

39 Spruce Street * East Longmeadow, MA 01028 * FAX 413/525-6405 * TEL. 413/525-2332

IDENTIFICATION SUMMARY FOR SINGLE COMPONENT ANALYTES

SW-846 8082A

Matrix Spike Dup

Lab Sample ID: B266869-MSD1

Date(s) Analyzed: 09/25/2020 09/25/2020

Instrument ID (1): ECD1

Instrument ID (2): ECD1

GC Column (1): ID: (mm)

GC Column (2): ID: (mm)

ANALYTE	COL	RT	RT WINDOW		CONCENTRATION	%RPD
			FROM	TO		
Aroclor-1016	1	0.000	-0.030	0.030	5.9	
	2	0.000	-0.030	0.030	6.3	6.6
Aroclor-1260	1	0.000	-0.030	0.030	0.76	
	2	0.000	-0.030	0.030	0.47	47.2

con-test® ANALYTICAL LABORATORY

39 Spruce Street * East Longmeadow, MA 01028 * FAX 413/525-6405 * TEL. 413/525-2332

IDENTIFICATION SUMMARY FOR SINGLE COMPONENT ANALYTES

SW-846 8082A

Matrix Spike Dup

Lab Sample ID: B266869-MSD2

Date(s) Analyzed: 09/25/2020 09/25/2020

Instrument ID (1): ECD1

Instrument ID (2): ECD1

GC Column (1): ID: (mm)

GC Column (2): ID: (mm)

ANALYTE	COL	RT	RT WINDOW		CONCENTRATION	%RPD
			FROM	TO		
Aroclor-1016	1	0.000	-0.030	0.030	1.1	
	2	0.000	-0.030	0.030	1.2	8.7
Aroclor-1260	1	0.000	-0.030	0.030	0.35	
	2	0.000	-0.030	0.030	0.59	51.1

con-test® ANALYTICAL LABORATORY

39 Spruce Street * East Longmeadow, MA 01028 * FAX 413/525-6405 * TEL. 413/525-2332

IDENTIFICATION SUMMARY FOR SINGLE COMPONENT ANALYTES

SW-846 8082A

Matrix Spike Dup

Lab Sample ID: B266869-MSD3

Date(s) Analyzed: 09/26/2020 09/26/2020

Instrument ID (1): ECD1

Instrument ID (2): ECD1

GC Column (1): ID: (mm)

GC Column (2): ID: (mm)

ANALYTE	COL	RT	RT WINDOW		CONCENTRATION	%RPD
			FROM	TO		
Aroclor-1016	1	0.000	-0.030	0.030	1.3	
	2	0.000	-0.030	0.030	1.4	7.4
Aroclor-1260	1	0.000	-0.030	0.030	0.81	
	2	0.000	-0.030	0.030	0.73	10.4

con-test® ANALYTICAL LABORATORY

39 Spruce Street * East Longmeadow, MA 01028 * FAX 413/525-6405 * TEL. 413/525-2332

FLAG/QUALIFIER SUMMARY

*	QC result is outside of established limits.
†	Wide recovery limits established for difficult compound.
‡	Wide RPD limits established for difficult compound.
#	Data exceeded client recommended or regulatory level
ND	Not Detected
RL	Reporting Limit is at the level of quantitation (LOQ)
DL	Detection Limit is the lower limit of detection determined by the MDL study
MCL	Maximum Contaminant Level
	Percent recoveries and relative percent differences (RPDs) are determined by the software using values in the calculation which have not been rounded.
	No results have been blank subtracted unless specified in the case narrative section.
L-07	Either laboratory fortified blank/laboratory control sample or duplicate recovery is outside of control limits, but the other is within limits. RPD between the two LFB/LCS results is within method specified criteria.
MS-07A	Matrix spike and spike duplicate recovery is outside of control limits. Analysis is in control based on laboratory fortified blank recovery. Possiblity of matrix effects that lead to low bias or non-homogeneous sample aliquot cannot be eliminated.
MS-21	Matrix spike and/or spike duplicate recovery bias high due to contribution of other Aroclors present in the source sample.
MS-23	Either matrix spike or MS duplicate is outside of control limits, but the other is within limits. RPD between the two MS/MSD results is outside of the method specified criteria. Reduced precision anticipated for any reported result for this compound.
R-06	Matrix spike duplicate RPD is outside of control limits. Reduced precision is anticipated for reported result for this compound in this sample.
S-01	The surrogate recovery for this sample is not available due to sample dilution below the surrogate reporting limit required from high analyte concentration and/or matrix interferences.
S-07	One associated surrogate standard recovery is outside of control limits but the other(s) is/are within limits. All recoveries are > 10%.

39 Spruce Street * East Longmeadow, MA 01028 * FAX 413/525-6405 * TEL. 413/525-2332

CERTIFICATIONS

Certified Analyses included in this Report

Analyte	Certifications
CTDEP ETPH in Soil	
CT ETPH	CT
CTDEP ETPH in Water	
CT ETPH	CT
CT ETPH	CT
SW-846 6010D in Soil	
Antimony	CT,NH,NY,ME,VA,NC
Arsenic	CT,NH,NY,ME,VA,NC
Barium	CT,NH,NY,ME,VA,NC
Beryllium	CT,NH,NY,ME,VA,NC
Cadmium	CT,NH,NY,ME,VA,NC
Chromium	CT,NH,NY,ME,VA,NC
Copper	CT,NH,NY,ME,VA,NC
Lead	CT,NH,NY,AIHA,ME,VA,NC
Nickel	CT,NH,NY,ME,VA,NC
Selenium	CT,NH,NY,ME,VA,NC
Silver	CT,NH,NY,ME,VA,NC
Thallium	CT,NH,NY,ME,VA,NC
Vanadium	CT,NH,NY,ME,VA,NC
Zinc	CT,NH,NY,ME,VA,NC
SW-846 7471B in Soil	
Mercury	CT,NH,NY,NC,ME,VA
SW-846 8082A in Soil	
Aroclor-1016	CT,NH,NY,ME,NC,VA,PA
Aroclor-1016 [2C]	CT,NH,NY,ME,NC,VA,PA
Aroclor-1221	CT,NH,NY,ME,NC,VA,PA
Aroclor-1221 [2C]	CT,NH,NY,ME,NC,VA,PA
Aroclor-1232	CT,NH,NY,ME,NC,VA,PA
Aroclor-1232 [2C]	CT,NH,NY,ME,NC,VA,PA
Aroclor-1242	CT,NH,NY,ME,NC,VA,PA
Aroclor-1242 [2C]	CT,NH,NY,ME,NC,VA,PA
Aroclor-1248	CT,NH,NY,ME,NC,VA,PA
Aroclor-1248 [2C]	CT,NH,NY,ME,NC,VA,PA
Aroclor-1254	CT,NH,NY,ME,NC,VA,PA
Aroclor-1254 [2C]	CT,NH,NY,ME,NC,VA,PA
Aroclor-1260	CT,NH,NY,ME,NC,VA,PA
Aroclor-1260 [2C]	CT,NH,NY,ME,NC,VA,PA
Aroclor-1262	NY,NC,VA,PA
Aroclor-1262 [2C]	NY,NC,VA,PA
Aroclor-1268	NY,NC,VA,PA
Aroclor-1268 [2C]	NY,NC,VA,PA
SW-846 8270D-E in Soil	
Acenaphthene	CT,NY,NH,ME,NC,VA
Acenaphthylene	CT,NY,NH,ME,NC,VA
Anthracene	CT,NY,NH,ME,NC,VA
Benzo(a)anthracene	CT,NY,NH,ME,NC,VA

39 Spruce Street * East Longmeadow, MA 01028 * FAX 413/525-6405 * TEL. 413/525-2332

CERTIFICATIONS

Certified Analyses included in this Report

Analyte	Certifications
SW-846 8270D-E in Soil	
Benzo(a)pyrene	CT,NY,NH,ME,NC,VA
Benzo(b)fluoranthene	CT,NY,NH,ME,NC,VA
Benzo(g,h,i)perylene	CT,NY,NH,ME,NC,VA
Benzo(k)fluoranthene	CT,NY,NH,ME,NC,VA
Chrysene	CT,NY,NH,ME,NC,VA
Dibenz(a,h)anthracene	CT,NY,NH,ME,NC,VA
Fluoranthene	CT,NY,NH,ME,NC,VA
Fluorene	CT,NY,NH,ME,NC,VA
Indeno(1,2,3-cd)pyrene	CT,NY,NH,ME,NC,VA
2-Methylnaphthalene	CT,NY,NH,ME,NC,VA
Naphthalene	CT,NY,NH,ME,NC,VA
Phenanthrene	CT,NY,NH,ME,NC,VA
Pyrene	CT,NY,NH,ME,NC,VA
SW-846 8270D-E in Water	
Acenaphthene	CT,NY,NH,ME,NC,VA
Acenaphthylene	CT,NY,NH,ME,NC,VA
Anthracene	CT,NY,NH,ME,NC,VA
Benzo(a)anthracene	CT,NY,NH,ME,NC,VA
Benzo(a)pyrene	CT,NY,NH,ME,NC,VA
Benzo(b)fluoranthene	CT,NY,NH,ME,NC,VA
Benzo(g,h,i)perylene	CT,NY,NH,ME,NC,VA
Benzo(k)fluoranthene	CT,NY,NH,ME,NC,VA
Chrysene	CT,NY,NH,ME,NC,VA
Dibenz(a,h)anthracene	CT,NY,NH,ME,NC,VA
Fluoranthene	CT,NY,NH,ME,NC,VA
Fluorene	CT,NY,NH,ME,NC,VA
Indeno(1,2,3-cd)pyrene	CT,NY,NH,ME,NC,VA
2-Methylnaphthalene	CT,NY,NH,ME,NC,VA
Naphthalene	CT,NY,NH,ME,NC,VA
Phenanthrene	CT,NY,NH,ME,NC,VA
Pyrene	CT,NY,NH,ME,NC,VA

39 Spruce Street * East Longmeadow, MA 01028 * FAX 413/525-6405 * TEL. 413/525-2332

The CON-TEST Environmental Laboratory operates under the following certifications and accreditations:

Code	Description	Number	Expires
AIHA	AIHA-LAP, LLC - ISO17025:2017	100033	03/1/2022
MA	Massachusetts DEP	M-MA100	06/30/2021
CT	Connecticut Department of Publilc Health	PH-0567	09/30/2021
NY	New York State Department of Health	10899 NELAP	04/1/2021
NH-S	New Hampshire Environmental Lab	2516 NELAP	02/5/2021
RI	Rhode Island Department of Health	LAO00112	12/30/2020
NC	North Carolina Div. of Water Quality	652	12/31/2020
NJ	New Jersey DEP	MA007 NELAP	06/30/2021
FL	Florida Department of Health	E871027 NELAP	06/30/2021
VT	Vermont Department of Health Lead Laboratory	LL015036	07/30/2021
ME	State of Maine	2011028	06/9/2021
VA	Commonwealth of Virginia	460217	12/14/2020
NH-P	New Hampshire Environmental Lab	2557 NELAP	09/6/2021
VT-DW	Vermont Department of Health Drinking Water	VT-255716	06/12/2021
NC-DW	North Carolina Department of Health	25703	07/31/2021
PA	Commonwealth of Pennsylvania DEP	68-05812	06/30/2021
MI	Dept. of Env, Great Lakes, and Energy	9100	10/1/2020

20I0953

http://www.contestlabs.com

Doc # 381 Rev 2_06262019

con-test ANALYTICAL LABORATORY

Phone: 413-525-2332
Fax: 413-525-6405
Email: info@contestlabs.com

CHAIN OF CUSTODY RECORD

39 Spruce Street
East Longmeadow, MA 01028

Page 1 of 2

Company Name:	AECOM
Address:	500 Enterprise Drive, 1A, Rocky Hill, CT 06067
Phone:	860-263-5781
Project Name:	Greenwich High School
Project Location:	Greenwich, CT
Project Number:	60432356
Project Manager:	Kaitlyn Feliciano
Con-Test Quote Name/Number:	Q-20191217
Invoice Recipient:	Dan Seremet, E. Doerfler
Sampled By:	C. Hayden

Requested Turnaround Time
7-Day ☑ 10-Day ☐
PFAS 10-Day (std) ☐ Due Date:

Rush-Approval Required
1-Day ☐ 3-Day ☐
2-Day ☐ 4-Day ☐

Data Delivery
Format: PDF ☑ EXCEL ☑
Other: EDD - EQuis
CLP Like Data Pkg Required: ☐
Email To: elizabeth.doerfler@aecom.com, dan.seremet@aecom.com
Fax To #:

Dissolved Metals Samples
○ Field Filtered
○ Lab to Filter

Orthophosphate Samples
○ Field Filtered
○ Lab to Filter

PCB ONLY
SOXHLET ☑
NON SOXHLET ☐

ANALYSIS REQUESTED

Con-Test Work Order#	Client Sample ID / Description	Beginning Date/Time	Ending Date/Time	COMP/GRAB	[1]Matrix Code	Conc Code	VIALS	GLASS	PLASTIC	BACTERIA	ENCORE	PCBs 8082
1	W22-MB55(0.5-1)-1	9-17-20	0700	GRAB	S	U		1				X
	W22-MB55(0-0.25)-1		0710					1				X
	South-B4(0-0.25)-1		0720					1				X
2	South-B4(0.5-1)-1		0725					1				X
3	South-B4(2-3)-1		0730					1				X
	South-B5(0-0.25)-1		0745					1				X
4	South-B5(0.5-1)-1		0750					1				X
5	South-B5(2-3)-1		0755					1				X
6	X/Y 15.5(1-1.5)-1		0900					1				X
7	X/Y 15.5(3-3.5)-1		0915					2				X

[2] Preservation Code

Courier Use Only
Total Number Of:
VIALS ____
GLASS 11
PLASTIC ____
BACTERIA ____
ENCORE ____

Glassware in the fridge? Y / N
Glassware in freezer? Y / N
Prepackaged Cooler? Y / N
*Contest is not responsible for missing samples from prepacked coolers

[1] **Matrix Codes:**
GW = Ground Water
WW = Waste Water
DW = Drinking Water
A = Air
S = Soil
SL = Sludge
SOL = Solid
O = Other (please define)

[2] **Preservation Codes:**
I = Iced
H = HCL
M = Methanol
N = Nitric Acid
S = Sulfuric Acid
B = Sodium Bisulfate
X = Sodium Hydroxide
T = Sodium Thiosulfate
O = Other (please define)

Relinquished by: (signature)	Date/Time:
C. Hayden	9.17.2020 1500
Received by: (signature)	Date/Time:
[signature]	9/17/20 3:00
Relinquished by: (signature)	Date/Time:
[signature]	9/17/20 6:45
Received by: (signature)	Date/Time:
[signature]	4.6 9/17/20 1845
Relinquished by: (signature)	Date/Time:
Received by: (signature)	Date/Time:
Relinquished by: (signature)	Date/Time:
Received by: (signature)	Date/Time:

Client Comments: "X/Y 15.5(3-3.5)-1" is an MS/MSD
HOLD: "W22-MB55(0-0.25)-1", "South-B4(0-0.25)-1", "South-B5(0-0.25)-1"

Detection Limit Requirements
MA
CT CT RSR GA PMC, R DEC
Other:

Special Requirements
☐ MA MCP Required
MCP Certification Form Required
☑ CT RCP Required
RCP Certification Form Required
☐ MA State DW Required
PWSID #

Please use the following codes to indicate possible sample concentration within the Conc Code column above:
H - High; M - Medium; L - Low; C - Clean; U - Unknown

Project Entity
Government ☐ Municipality ☑ MWRA ☐ WRTA ☐
Federal ☐ 21 J ☐ School ☐
City ☐ Brownfield ☐ MBTA ☐

Other
☐ Chromatogram
☐ AIHA-LAP,LLC

Lab Comments:

Metals list per COC and attached email - MEK 9/18/2020

Disclaimer: Con-Test Labs is not responsible for any omitted information on the Chain of Custody. The Chain of Custody is a legal document that must be complete and accurate and is used to determine what analyses the laboratory will perform. Any missing information is not the laboratory's responsibility. Con-Test values your partnership on each project and will try to assist with missing information, but will not be held accountable.

2010453

con-test ANALYTICAL LABORATORY

Phone: 413-525-2332
Fax: 413-525-6405
Email: info@contestlabs.com

http://www.contestlabs.com

CHAIN OF CUSTODY RECORD

39 Spruce Street
East Longmeadow, MA 01028

Doc # 381 Rev 2_06262019

Company Name:	AECOM
Address:	500 Enterprise Drive, 1A, Rocky Hill, CT 06067
Phone:	860-263-5781
Project Name:	Greenwich High School
Project Location:	Greenwich, CT
Project Number:	60432356
Project Manager:	Kaitlyn Feliciano
Con-Test Quote Name/Number:	Q-20191217
Invoice Recipient:	Dan Seremet, E. Doerfler
Sampled By:	C. Hayden

Requested Turnaround Time
7-Day ☑ 10-Day ☐
PFAS 10-Day (std) ☐ Due Date:

Rush-Approval Required
1-Day ☐ 3-Day ☐
2-Day ☐ 4-Day ☐

Data Delivery
Format: PDF ☑ EXCEL ☑
Other: EDD - EQuis
CLP Like Data Pkg Required: ☐
Email To: elizabeth.doerfler@aecom.com, dan.seremet@aecom.com
Fax To #:

Dissolved Metals Samples
○ Field Filtered
○ Lab to Filter

Orthophosphate Samples
○ Field Filtered
○ Lab to Filter

PCB ONLY
SOXHLET ☑
NON SOXHLET ☐

ANALYSIS REQUESTED

Con-Test Work Order#	Client Sample ID / Description	Beginning Date/Time	Ending Date/Time	COMP/GRAB	[1]Matrix Code	Conc Code	VIALS	GLASS	PLASTIC	BACTERIA	ENCORE	PCBs 8082	Pb	Metals	ETPH	GTPH SPLP	PAHs	As					[2] Preservation Code
8	X/Y 15.5(3-3.5)-2	9-17-20	0920	GRAB	S	U		1				X											
9	Y12.5(1.5-2)-1		0950					1				X											
10	Y12.5(1.5-2)-1		1005					2				X		X									
11	Y9(1.5-2)-1		1050					5				X		X	X	X	X						
12	Y7(1.5-2)-1		1122					5				X		X	X	X	X						
13	AA8(1-2)-1		1313					10				X	X		X	X	X	X					
14	AA8(1-2)-2		1316					5				X	X		X	X	X	X					
15	AC8(1-2)-1		1330					2				X		X									
16	AG8(1-2)-1		1349					2				X											
17	AG8(1-2)-2		1353					1				X											

Relinquished by: (signature) C Hayden	Date/Time: 9-17-20 1500
Received by: (signature)	Date/Time: 9/17/20 3:00
Relinquished by: (signature)	Date/Time: 9/17/20 6:45
Received by: (signature) 4.0	Date/Time: 9/17/20 1845
Relinquished by: (signature)	Date/Time:
Received by: (signature)	Date/Time:
Relinquished by: (signature)	Date/Time:
Received by: (signature)	Date/Time:

Client Comments: "AA8(1-2)-1" and "AG8(1-2)-1" are MS/MSDs

Detection Limit Requirements
MA
CT CT RSR GA PMC, R DEC
Other:

Special Requirements
☐ MA MCP Required
MCP Certification Form Required
☑ CT RCP Required
RCP Certification Form Required
☐ MA State DW Required
PWSID #

Please use the following codes to indicate possible sample concentration within the Conc Code column above:
H - High; M - Medium; L - Low; C - Clean; U - Unknown

Project Entity
Government ☐ Municipality ☑ MWRA ☐ WRTA ☐
Federal ☐ 21 J ☐ School ☐
City ☐ Brownfield ☐ MBTA ☐

Other
☐ Chromatogram
☐ AIHA-LAP,LLC

Lab Comments:

Disclaimer: Con-Test Labs is not responsible for any omitted information on the Chain of Custody. The Chain of Custody is a legal document that must be complete and accurate and is used to determine what analyses the laboratory will perform. Any missing information is not the laboratory's responsibility. Con-Test values your partnership on each project and will try to assist with missing information, but will not be held accountable.

Courier Use Only
Total Number Of:
VIALS
GLASS 34
PLASTIC
BACTERIA
ENCORE

Glassware in the fridge? Y / N
Glassware in freezer? Y / N
Prepackaged Cooler? Y / N
*Contest is not responsible for missing samples from prepacked coolers

[1] Matrix Codes:
GW = Ground Water
WW = Waste Water
DW = Drinking Water
A = Air
S = Soil
SL = Sludge
SOL = Solid
O = Other (please define)

[2] Preservation Codes:
I = Iced
H = HCL
M = Methanol
N = Nitric Acid
S = Sulfuric Acid
B = Sodium Bisulfate
X = Sodium Hydroxide
T = Sodium Thiosulfate
O = Other (please define)

I Have Not Confirmed Sample Container Numbers With Lab Staff Before Relinquishing Over Samples_____

con-test® ANALYTICAL LABORATORY

Doc# 277 Rev 5 2017

Login Sample Receipt Checklist - (Rejection Criteria Listing - Using Acceptance Policy) Any False Statement will be brought to the attention of the Client - State True or False

Client AECOM

Received By [illegible] Date 9/17/20 Time 1845

How were the samples received? In Cooler T No Cooler ____ On Ice T No Ice ____ Direct from Sampling ____ Ambient ____ Melted Ice ____

Were samples within Temperature? 2-6°C T By Gun # 1 Actual Temp - 4.6 By Blank # ____ Actual Temp - ____

Was Custody Seal Intact? n/a Were Samples Tampered with? n/a

Was COC Relinquished ? T Does Chain Agree With Samples? T

Are there broken/leaking/loose caps on any samples? F

Is COC in ink/ Legible? T Were samples received within holding time? T

Did COC include all pertinent Information? Client T Analysis ID's T Sampler Name T Project T ID's T Collection Dates/Times T

Are Sample labels filled out and legible? T

Are there Lab to Filters? F Who was notified? ____

Are there Rushes? F Who was notified? ____

Are there Short Holds? F Who was notified? ____

Is there enough Volume? T

Is there Headspace where applicable? n/a MS/MSD? T

Proper Media/Containers Used? T Is splitting samples required? F

Were trip blanks received? F On COC? F

Do all samples have the proper pH? Acid n/a Base n/a

Vials	#	Containers:	#		#		#
Unp-		1 Liter Amb.		1 Liter Plastic		16 oz Amb.	
HCL-		500 mL Amb.		500 mL Plastic		8oz Amb/Clear	42
Meoh-		250 mL Amb.		250 mL Plastic		4oz Amb/Clear	
Bisulfate-		Flashpoint		Col./Bacteria		2oz Amb/Clear	
DI-		Other Glass		Other Plastic		Encore	
Thiosulfate-		SOC Kit		Plastic Bag		Frozen:	
Sulfuric-		Perchlorate		Ziplock			

Unused Media

Vials	#	Containers:	#		#		#
Unp-		1 Liter Amb.		1 Liter Plastic		16 oz Amb.	
HCL-		500 mL Amb.		500 mL Plastic		8oz Amb/Clear	
Meoh-		250 mL Amb.		250 mL Plastic		4oz Amb/Clear	
Bisulfate-		Col./Bacteria		Flashpoint		2oz Amb/Clear	
DI-		Other Plastic		Other Glass		Encore	
Thiosulfate-		SOC Kit		Plastic Bag		Frozen:	
Sulfuric-		Perchlorate		Ziplock			

Comments:

Meghan Kelley

From: Doerfler, Elizabeth <Elizabeth.Doerfler@aecom.com> on behalf of Doerfler, Elizabeth
Sent: Friday, September 18, 2020 10:17 AM
To: Derek Lonczak
Cc: Meghan Kelley
Subject: RE: [EXTERNAL] RE: Metals for GHS

Definitely. I apologize for the lack of clarity. Please forward along the table below.

Sample	Metals
Y10.5(1.5-2)-1 @ 10:05	antimony, arsenic, copper, lead
Y9(1.5-2)-1 @ 10:50	lead, cadmium
Y7(1.5-2)-1 @ 11:22	lead, cadmium
AC8(1-2)-1 @ 13:30	CT RSR Metals (antimony, arsenic, barium, beryllium, cadmium, chromium, copper, lead, mercury, nickel, selenium, silver, thallium, vanadium, zinc)

Thanks,

Liz

From: Derek Lonczak <derek.lonczak@contestlabs.com>
Sent: Friday, September 18, 2020 9:56 AM
To: Doerfler, Elizabeth <Elizabeth.Doerfler@aecom.com>
Cc: Meghan Kelley <mkelley@contestlabs.com>
Subject: [EXTERNAL] RE: Metals for GHS

Hi Liz

Please see attached. Thank you for your help on this. Just want to make sure its done right the first time around.

Thank You,

Derek Lonczak

Con-Test Analytical Laboratory

Senior Account Executive
Cell: (413) 219-8692
Tel: (413) 525-2332
Fax: (413) 525-6405
Derek.Lonczak@ConTestlabs.com

From: Doerfler, Elizabeth <Elizabeth.Doerfler@aecom.com>
Sent: Friday, September 18, 2020 9:53 AM
To: Derek Lonczak <derek.lonczak@contestlabs.com>
Subject: Metals for GHS

Hi Derek,

Would you be able to please send me a copy of the chain submitted 9/17/20?

I am seeing that we have lists of specific metals for each sample and I'm not sure which samples were submitted.

Thank you,

Liz Doerfler
Engineer, Environment
M +1-860-382-6524
elizabeth.doerfler@aecom.com

AECOM
500 Enterprise Drive, Suite 1A
Rocky Hill, CT 06067, USA
T +1-860-263-5800
aecom.com

CT ETPH DISCRIMINATION CHECK

Data File Name D0924070.D
Data File Path C:\MSDCHEM\4\DATA\D092420\
Operator RDD
Date Acquired 9/25/1920 4:54
Acq. Method File EPH11D.M
Sample Name ETPH 1500
Instrument Name GCFID4

Name	Ret Time	Target Response	Average Response	*%D+/-20
C-9	1.56	7483362	8453175	11
C-10	2.23	7764951	8453175	8
C-12	3.18	8069054	8453175	5
C-14	3.90	8301463	8453175	2
C-16	4.52	8650914	8453175	-2
C-18	5.07	8835831	8453175	-5
C-20	5.68	8755727	8453175	-4
C-22	6.43	8800997	8453175	-4
C-24	7.28	8807883	8453175	-4
C-26	8.09	8738130	8453175	-3
C-28	8.83	8741360	8453175	-3
C-30	9.52	8624258	8453175	-2
C-32	10.16	8434799	8453175	0
C-34	10.76	8437530	8453175	0
C-36	11.35	8351369	8453175	1

Samples
20I0953-11@SPLP
20I0953-12@SPLP
20I0953-13@SPLP
20I0953-14@SPLP
20I1097-01@50X

*One compound allowed %D</=50%

CT ETPH DISCRIMINATION CHECK

Data File Name D0925006.D
Data File Path C:\MSDChem\4\DATA\D092520\
Operator RDD
Date Acquired 9/25/1920 17:56
Acq. Method File EPH11D.M
Sample Name ETPH 1500
Instrument Name GCFID4

Name	Ret Time	Target Response	Average Response	*%D+/-20
C-9	1.57	7341662	8257421	11
C-10	2.23	7577180	8257421	8
C-12	3.18	7883050	8257421	5
C-14	3.90	8085677	8257421	2
C-16	4.52	8415726	8257421	-2
C-18	5.07	8575776	8257421	-4
C-20	5.68	8515426	8257421	-3
C-22	6.43	8602469	8257421	-4
C-24	7.28	8610058	8257421	-4
C-26	8.09	8550752	8257421	-4
C-28	8.83	8575445	8257421	-4
C-30	9.52	8425738	8257421	-2
C-32	10.16	8220388	8257421	0
C-34	10.75	8276992	8257421	0
C-36	11.35	8204977	8257421	1

Samples
20I0937-02
20I0937-01
20I0953-12@2X
20I0953-13@2X
20I0953-11@2X
20I0953-14RE1@5X

*One compound allowed %D</=50%

REASONABLE CONFIDENCE PROTOCOL
LABORATORY ANALYSIS QA/QC CERTIFICATION FORM

Laboratory Name: Con-Test Analytical Laboratory

Client: AECOM Environment - Rocky Hill, CT

Project Location: Greenwich, CT

Project Number: 20I0953

Laboratory Sample ID(s):

20I0953-01 thru 20I0953-17

Sample Date(s):

09/17/2020

List RCP Methods Used:

CTDEP ETPH, SW-846 1312, SW-846 6010D, SW-846 7471B, SW-846 8082A, SW-846 8270D-E

1	For each analytical method referenced in this laboratory report package, were all specified QA/QC performance criteria followed, including the requirement to explain any criteria falling outside of acceptable guidelines, as specified in the CTDEP method-specific Reasonable Confidence Protocol documents?	☑ Yes ☐ No
1A	Were the method specified preservation and holding time requirements met?	☑ Yes ☐ No
1B	VPH and EPH Methods only: Was the VPH and EPH method conducted without significant modifications (see Section 11.3 of respective RCP methods)?	☐ Yes ☐ No ☑ N/A
2	Were all samples received by the laboratory in a condition consistent with that described on the associated chain-of-custody document(s)?	☑ Yes ☐ No
3	Were samples received at an appropriate temperature (< 6 degrees C.)?	☑ Yes ☐ No ☐ N/A
4	Were all QA/QC performance criteria specified in the CTDEP Reasonable Confidence Protocol documents achieved?	☐ Yes ☑ No
5A	Were reporting limits specified or referenced on the chain-of-custody?	☑ Yes ☐ No
5B	Were these reporting limits met?	☑ Yes ☐ No
6	For each analytical method referenced in this laboratory report package, were results reported for all constituents identified in the method-specific analyte lists presented in the Reasonable Confidence Protocol documents?	☐ Yes ☑ No
7	Are project-specific matrix spikes and laboratory duplicates included in this data set?	☑ Yes ☐ No

Notes: For all questions to which the response was "No" (with the exception of question #7), additional information must be provided in an attached narrative. If the answer to question #1, #1A, or #1B is "No", the data package does not meet the requirements for "Reasonable Confidence."
This form may not be altered and all questions must be answered.

Lisa A. Worthington

I, the undersigned, attest under the pains and penalties of perjury that, to the best of my knowledge and belief and based upon my personal inquiry of those responsible for providing the information contained in this analytical report, such information is accurate and complete.

Authorized Signature: Lisa Worthington **Position:** **Technical Representative**

Printed Name: **Lisa A. Worthington** **Date:** **09/28/20**

Name of Laboratory: **Con-Test Analytical Laboratory**

This certification form is to be used for RCP methods only.

con-test® ANALYTICAL LABORATORY
39 Spruce Street * East Longmeadow, MA 01028 * FAX 413/525-6405 * TEL. 413/525-2332

September 30, 2020

Dan Seremet
AECOM Environment - Rocky Hill, CT
500 Enterprise Drive, Suite 1A
Rocky Hill, CT 06067

Project Location: Greenwich, CT
Client Job Number:
Project Number: 60432356
Laboratory Work Order Number: 20I1050

Enclosed are results of analyses for samples received by the laboratory on September 18, 2020. If you have any questions concerning this report, please feel free to contact me.

Sincerely,

Kaitlyn A. Feliciano
Project Manager

Table of Contents

Sample Summary 4

Case Narrative 6

Sample Results 7

20I1050-01 7

20I1050-02 9

20I1050-03 11

20I1050-04 13

20I1050-05 15

20I1050-06 17

20I1050-07 19

20I1050-08 21

20I1050-09 23

20I1050-10 25

20I1050-11 27

20I1050-12 29

20I1050-13 31

20I1050-14 33

20I1050-15 35

20I1050-16 37

20I1050-17 39

20I1050-18 41

20I1050-19 44

20I1050-20 47

Sample Preparation Information 50

QC Data 51

Table of Contents (continued)

Polychlorinated Biphenyls with 3540 Soxhlet Extraction 51

B266990 51

Metals Analyses (Total) 53

B267122 53

Dual Column RPD Report 54

Flag/Qualifier Summary 76

Certifications 77

Chain of Custody/Sample Receipt 78

con-test® ANALYTICAL LABORATORY

39 Spruce Street * East Longmeadow, MA 01028 * FAX 413/525-6405 * TEL. 413/525-2332

AECOM Environment - Rocky Hill, CT
500 Enterprise Drive, Suite 1A
Rocky Hill, CT 06067
ATTN: Dan Seremet

REPORT DATE: 9/30/2020

PURCHASE ORDER NUMBER: 99513ACM

PROJECT NUMBER: 60432356

ANALYTICAL SUMMARY

WORK ORDER NUMBER: 20I1050

The results of analyses performed on the following samples submitted to the CON-TEST Analytical Laboratory are found in this report.

PROJECT LOCATION: Greenwich, CT

FIELD SAMPLE #	LAB ID:	MATRIX	SAMPLE DESCRIPTION	TEST	SUB LAB
AF20 (1-1.5)-1	20I1050-01	Soil		SM 2540G	
				SW-846 8082A	
AF20 (2-4)-1	20I1050-02	Soil		SM 2540G	
				SW-846 8082A	
AF20 (5-7)-1	20I1050-03	Soil		SM 2540G	
				SW-846 8082A	
AH20 (0.5-1)-1	20I1050-04	Soil		SM 2540G	
				SW-846 8082A	
AH20 (2-4)-1	20I1050-05	Soil		SM 2540G	
				SW-846 8082A	
AH20 (5-7)-1	20I1050-06	Soil		SM 2540G	
				SW-846 8082A	
Y16.5 (3-3.5)-1	20I1050-07	Soil		SM 2540G	
				SW-846 8082A	
AF12 (1-1.5)-1	20I1050-08	Soil		SM 2540G	
				SW-846 8082A	
AF12 (2-4)-1	20I1050-09	Soil		SM 2540G	
				SW-846 8082A	
AF12 (4-5)-1	20I1050-10	Soil		SM 2540G	
				SW-846 8082A	
AF14 (1-1.5)-1	20I1050-11	Soil		SM 2540G	
				SW-846 8082A	
AF14 (2-4)-1	20I1050-12	Soil		SM 2540G	
				SW-846 8082A	
AF14 (4-5)-1	20I1050-13	Soil		SM 2540G	
				SW-846 8082A	
AF14 (5-6)-1	20I1050-14	Soil		SM 2540G	
				SW-846 8082A	
AQ12 (1-1.5)-1	20I1050-15	Soil		SM 2540G	
				SW-846 8082A	
AQ12 (2-4)-1	20I1050-16	Soil		SM 2540G	
				SW-846 8082A	
AQ12 (4-5)-1	20I1050-17	Soil		SM 2540G	
				SW-846 8082A	
AN14.5 (1-1.5)-1	20I1050-18	Soil		SM 2540G	
				SW-846 6010D	
				SW-846 8082A	
AN14.5 (2-4)-1	20I1050-19	Soil		SM 2540G	
				SW-846 6010D	
				SW-846 8082A	

39 Spruce Street * East Longmeadow, MA 01028 * FAX 413/525-6405 * TEL. 413/525-2332

AECOM Environment - Rocky Hill, CT
500 Enterprise Drive, Suite 1A
Rocky Hill, CT 06067
ATTN: Dan Seremet

REPORT DATE: 9/30/2020

PURCHASE ORDER NUMBER: 99513ACM

PROJECT NUMBER: 60432356

ANALYTICAL SUMMARY

WORK ORDER NUMBER: 20I1050

The results of analyses performed on the following samples submitted to the CON-TEST Analytical Laboratory are found in this report.

PROJECT LOCATION: Greenwich, CT

FIELD SAMPLE #	LAB ID:	MATRIX	SAMPLE DESCRIPTION	TEST	SUB LAB
AN14.5 (4-5)-1	20I1050-20	Soil		SM 2540G	
				SW-846 6010D	
				SW-846 8082A	

con-test® ANALYTICAL LABORATORY

39 Spruce Street * East Longmeadow, MA 01028 * FAX 413/525-6405 * TEL. 413/525-2332

CASE NARRATIVE SUMMARY

All reported results are within defined laboratory quality control objectives unless listed below or otherwise qualified in this report.

For method 6010, only Pb was requested and reported.

SW-846 6010D

Qualifications:

L-10

The reporting limit verification for the AIHA lead program is outside of control limits for this element. Any reported result at or near the detection limit may be bias on the high side.

Analyte & Samples(s) Qualified:

Lead

20I1050-18[AN14.5 (1-1.5)-1], 20I1050-19[AN14.5 (2-4)-1], 20I1050-20[AN14.5 (4-5)-1], B267122-SRM1

SW-846 8082A

Qualifications:

MS-21

Matrix spike and/or spike duplicate recovery bias high due to contribution of other Aroclors present in the source sample.

Analyte & Samples(s) Qualified:

Aroclor-1016

B266990-MS1, B266990-MSD1

S-01

The surrogate recovery for this sample is not available due to sample dilution below the surrogate reporting limit required from high analyte concentration and/or matrix interferences.

Analyte & Samples(s) Qualified:

Decachlorobiphenyl

20I1050-03[AF20 (5-7)-1], 20I1050-06[AH20 (5-7)-1], 20I1050-07[Y16.5 (3-3.5)-1], 20I1050-12[AF14 (2-4)-1], 20I1050-13[AF14 (4-5)-1], 20I1050-14[AF14 (5-6)-1], 20I1050-15[AQ12 (1-1.5)-1], 20I1050-19[AN14.5 (2-4)-1], 20I1050-20[AN14.5 (4-5)-1]

Decachlorobiphenyl [2C]

20I1050-03[AF20 (5-7)-1], 20I1050-06[AH20 (5-7)-1], 20I1050-07[Y16.5 (3-3.5)-1], 20I1050-12[AF14 (2-4)-1], 20I1050-13[AF14 (4-5)-1], 20I1050-14[AF14 (5-6)-1], 20I1050-15[AQ12 (1-1.5)-1], 20I1050-19[AN14.5 (2-4)-1], 20I1050-20[AN14.5 (4-5)-1]

Tetrachloro-m-xylene

20I1050-03[AF20 (5-7)-1], 20I1050-06[AH20 (5-7)-1], 20I1050-07[Y16.5 (3-3.5)-1], 20I1050-12[AF14 (2-4)-1], 20I1050-13[AF14 (4-5)-1], 20I1050-14[AF14 (5-6)-1], 20I1050-15[AQ12 (1-1.5)-1], 20I1050-19[AN14.5 (2-4)-1], 20I1050-20[AN14.5 (4-5)-1]

Tetrachloro-m-xylene [2C]

20I1050-03[AF20 (5-7)-1], 20I1050-06[AH20 (5-7)-1], 20I1050-07[Y16.5 (3-3.5)-1], 20I1050-12[AF14 (2-4)-1], 20I1050-13[AF14 (4-5)-1], 20I1050-14[AF14 (5-6)-1], 20I1050-15[AQ12 (1-1.5)-1], 20I1050-19[AN14.5 (2-4)-1], 20I1050-20[AN14.5 (4-5)-1]

The results of analyses reported only relate to samples submitted to the Con-Test Analytical Laboratory for testing.
I certify that the analyses listed above, unless specifically listed as subcontracted, if any, were performed under my direction according to the approved methodologies listed in this document, and that based upon my inquiry of those individuals immediately responsible for obtaining the information, the material contained in this report is, to the best of my knowledge and belief, accurate and complete.

Lisa A. Worthington
Technical Representative

con-test® ANALYTICAL LABORATORY
39 Spruce Street * East Longmeadow, MA 01028 * FAX 413/525-6405 * TEL. 413/525-2332

Project Location: Greenwich, CT
Sample Description:
Work Order: 20I1050
Date Received: 9/18/2020
Field Sample #: AF20 (1-1.5)-1
Sampled: 9/18/2020 07:55
Sample ID: 20I1050-01
Sample Matrix: Soil

Polychlorinated Biphenyls with 3540 Soxhlet Extraction

Analyte	Results	RL	Units	Dilution	Flag/Qual	Method	Date Prepared	Date/Time Analyzed	Analyst
Aroclor-1016 [1]	ND	0.088	mg/Kg dry	4		SW-846 8082A	9/22/20	9/29/20 16:41	AYH
Aroclor-1221 [1]	ND	0.088	mg/Kg dry	4		SW-846 8082A	9/22/20	9/29/20 16:41	AYH
Aroclor-1232 [1]	ND	0.088	mg/Kg dry	4		SW-846 8082A	9/22/20	9/29/20 16:41	AYH
Aroclor-1242 [1]	ND	0.088	mg/Kg dry	4		SW-846 8082A	9/22/20	9/29/20 16:41	AYH
Aroclor-1248 [2]	0.19	0.088	mg/Kg dry	4		SW-846 8082A	9/22/20	9/29/20 16:41	AYH
Aroclor-1254 [1]	ND	0.088	mg/Kg dry	4		SW-846 8082A	9/22/20	9/29/20 16:41	AYH
Aroclor-1260 [1]	ND	0.088	mg/Kg dry	4		SW-846 8082A	9/22/20	9/29/20 16:41	AYH
Aroclor-1262 [1]	ND	0.088	mg/Kg dry	4		SW-846 8082A	9/22/20	9/29/20 16:41	AYH
Aroclor-1268 [1]	ND	0.088	mg/Kg dry	4		SW-846 8082A	9/22/20	9/29/20 16:41	AYH

Surrogates	% Recovery	Recovery Limits	Flag/Qual	
Decachlorobiphenyl [1]	118	30-150		9/29/20 16:41
Decachlorobiphenyl [2]	114	30-150		9/29/20 16:41
Tetrachloro-m-xylene [1]	113	30-150		9/29/20 16:41
Tetrachloro-m-xylene [2]	102	30-150		9/29/20 16:41

con-test® ANALYTICAL LABORATORY
39 Spruce Street * East Longmeadow, MA 01028 * FAX 413/525-6405 * TEL. 413/525-2332

Project Location: Greenwich, CT
Sample Description:
Work Order: 20I1050
Date Received: 9/18/2020
Field Sample #: AF20 (1-1.5)-1
Sampled: 9/18/2020 07:55
Sample ID: 20I1050-01
Sample Matrix: Soil

Conventional Chemistry Parameters by EPA/APHA/SW-846 Methods (Total)

Analyte	Results	RL	Units	Dilution	Flag/Qual	Method	Date Prepared	Date/Time Analyzed	Analyst
% Solids	89.8		% Wt	1		SM 2540G	9/28/20	9/28/20 14:04	CBM

con-test® ANALYTICAL LABORATORY
39 Spruce Street * East Longmeadow, MA 01028 * FAX 413/525-6405 * TEL. 413/525-2332

Project Location: Greenwich, CT
Sample Description:
Work Order: 20I1050
Date Received: 9/18/2020
Field Sample #: AF20 (2-4)-1
Sampled: 9/18/2020 08:10
Sample ID: 20I1050-02
Sample Matrix: Soil

Polychlorinated Biphenyls with 3540 Soxhlet Extraction

Analyte	Results	RL	Units	Dilution	Flag/Qual	Method	Date Prepared	Date/Time Analyzed	Analyst
Aroclor-1016 [1]	ND	0.088	mg/Kg dry	4		SW-846 8082A	9/22/20	9/29/20 16:58	AYH
Aroclor-1221 [1]	ND	0.088	mg/Kg dry	4		SW-846 8082A	9/22/20	9/29/20 16:58	AYH
Aroclor-1232 [1]	ND	0.088	mg/Kg dry	4		SW-846 8082A	9/22/20	9/29/20 16:58	AYH
Aroclor-1242 [1]	ND	0.088	mg/Kg dry	4		SW-846 8082A	9/22/20	9/29/20 16:58	AYH
Aroclor-1248 [1]	ND	0.088	mg/Kg dry	4		SW-846 8082A	9/22/20	9/29/20 16:58	AYH
Aroclor-1254 [1]	ND	0.088	mg/Kg dry	4		SW-846 8082A	9/22/20	9/29/20 16:58	AYH
Aroclor-1260 [1]	ND	0.088	mg/Kg dry	4		SW-846 8082A	9/22/20	9/29/20 16:58	AYH
Aroclor-1262 [1]	ND	0.088	mg/Kg dry	4		SW-846 8082A	9/22/20	9/29/20 16:58	AYH
Aroclor-1268 [1]	ND	0.088	mg/Kg dry	4		SW-846 8082A	9/22/20	9/29/20 16:58	AYH

Surrogates	% Recovery	Recovery Limits	Flag/Qual	
Decachlorobiphenyl [1]	100	30-150		9/29/20 16:58
Decachlorobiphenyl [2]	95.9	30-150		9/29/20 16:58
Tetrachloro-m-xylene [1]	102	30-150		9/29/20 16:58
Tetrachloro-m-xylene [2]	95.4	30-150		9/29/20 16:58

con-test® ANALYTICAL LABORATORY

39 Spruce Street * East Longmeadow, MA 01028 * FAX 413/525-6405 * TEL. 413/525-2332

Project Location: Greenwich, CT
Sample Description:
Work Order: 20I1050

Date Received: 9/18/2020

Field Sample #: AF20 (2-4)-1
Sampled: 9/18/2020 08:10

Sample ID: 20I1050-02

Sample Matrix: Soil

Conventional Chemistry Parameters by EPA/APHA/SW-846 Methods (Total)

Analyte	Results	RL	Units	Dilution	Flag/Qual	Method	Date Prepared	Date/Time Analyzed	Analyst
% Solids	88.0		% Wt	1		SM 2540G	9/28/20	9/28/20 14:05	CBM

con-test® ANALYTICAL LABORATORY

39 Spruce Street * East Longmeadow, MA 01028 * FAX 413/525-6405 * TEL. 413/525-2332

Project Location: Greenwich, CT
Sample Description:
Work Order: 20I1050

Date Received: 9/18/2020

Field Sample #: AF20 (5-7)-1
Sampled: 9/18/2020 08:55

Sample ID: 20I1050-03

Sample Matrix: Soil

Polychlorinated Biphenyls with 3540 Soxhlet Extraction

Analyte	Results	RL	Units	Dilution	Flag/Qual	Method	Date Prepared	Date/Time Analyzed	Analyst
Aroclor-1016 [1]	ND	220	mg/Kg dry	8000		SW-846 8082A	9/22/20	9/30/20 12:26	AYH
Aroclor-1221 [1]	ND	220	mg/Kg dry	8000		SW-846 8082A	9/22/20	9/30/20 12:26	AYH
Aroclor-1232 [1]	ND	220	mg/Kg dry	8000		SW-846 8082A	9/22/20	9/30/20 12:26	AYH
Aroclor-1242 [2]	1200	220	mg/Kg dry	8000		SW-846 8082A	9/22/20	9/30/20 12:26	AYH
Aroclor-1248 [1]	ND	220	mg/Kg dry	8000		SW-846 8082A	9/22/20	9/30/20 12:26	AYH
Aroclor-1254 [1]	ND	220	mg/Kg dry	8000		SW-846 8082A	9/22/20	9/30/20 12:26	AYH
Aroclor-1260 [1]	ND	220	mg/Kg dry	8000		SW-846 8082A	9/22/20	9/30/20 12:26	AYH
Aroclor-1262 [1]	ND	220	mg/Kg dry	8000		SW-846 8082A	9/22/20	9/30/20 12:26	AYH
Aroclor-1268 [1]	ND	220	mg/Kg dry	8000		SW-846 8082A	9/22/20	9/30/20 12:26	AYH

Surrogates	% Recovery	Recovery Limits	Flag/Qual	
Decachlorobiphenyl [1]	*	30-150	S-01	9/30/20 12:26
Decachlorobiphenyl [2]	*	30-150	S-01	9/30/20 12:26
Tetrachloro-m-xylene [1]	*	30-150	S-01	9/30/20 12:26
Tetrachloro-m-xylene [2]	*	30-150	S-01	9/30/20 12:26

con-test® ANALYTICAL LABORATORY

39 Spruce Street * East Longmeadow, MA 01028 * FAX 413/525-6405 * TEL. 413/525-2332

Project Location: Greenwich, CT
Sample Description:
Work Order: 20I1050

Date Received: 9/18/2020

Field Sample #: AF20 (5-7)-1
Sampled: 9/18/2020 08:55

Sample ID: 20I1050-03

Sample Matrix: Soil

Conventional Chemistry Parameters by EPA/APHA/SW-846 Methods (Total)

Analyte	Results	RL	Units	Dilution	Flag/Qual	Method	Date Prepared	Date/Time Analyzed	Analyst
% Solids	70.2		% Wt	1		SM 2540G	9/28/20	9/28/20 14:05	CBM

con-test® ANALYTICAL LABORATORY
39 Spruce Street * East Longmeadow, MA 01028 * FAX 413/525-6405 * TEL. 413/525-2332

Project Location: Greenwich, CT
Sample Description:
Work Order: 20I1050
Date Received: 9/18/2020
Field Sample #: AH20 (0.5-1)-1
Sampled: 9/18/2020 10:30
Sample ID: 20I1050-04
Sample Matrix: Soil

Polychlorinated Biphenyls with 3540 Soxhlet Extraction

Analyte	Results	RL	Units	Dilution	Flag/Qual	Method	Date Prepared	Date/Time Analyzed	Analyst
Aroclor-1016 [1]	ND	0.087	mg/Kg dry	4		SW-846 8082A	9/22/20	9/29/20 17:33	AYH
Aroclor-1221 [1]	ND	0.087	mg/Kg dry	4		SW-846 8082A	9/22/20	9/29/20 17:33	AYH
Aroclor-1232 [1]	ND	0.087	mg/Kg dry	4		SW-846 8082A	9/22/20	9/29/20 17:33	AYH
Aroclor-1242 [1]	ND	0.087	mg/Kg dry	4		SW-846 8082A	9/22/20	9/29/20 17:33	AYH
Aroclor-1248 [1]	0.18	0.087	mg/Kg dry	4		SW-846 8082A	9/22/20	9/29/20 17:33	AYH
Aroclor-1254 [1]	0.13	0.087	mg/Kg dry	4		SW-846 8082A	9/22/20	9/29/20 17:33	AYH
Aroclor-1260 [1]	ND	0.087	mg/Kg dry	4		SW-846 8082A	9/22/20	9/29/20 17:33	AYH
Aroclor-1262 [1]	ND	0.087	mg/Kg dry	4		SW-846 8082A	9/22/20	9/29/20 17:33	AYH
Aroclor-1268 [1]	ND	0.087	mg/Kg dry	4		SW-846 8082A	9/22/20	9/29/20 17:33	AYH

Surrogates	% Recovery	Recovery Limits	Flag/Qual	
Decachlorobiphenyl [1]	103	30-150		9/29/20 17:33
Decachlorobiphenyl [2]	96.6	30-150		9/29/20 17:33
Tetrachloro-m-xylene [1]	111	30-150		9/29/20 17:33
Tetrachloro-m-xylene [2]	99.6	30-150		9/29/20 17:33

con-test® ANALYTICAL LABORATORY
39 Spruce Street * East Longmeadow, MA 01028 * FAX 413/525-6405 * TEL. 413/525-2332

Project Location: Greenwich, CT
Sample Description:
Work Order: 20I1050
Date Received: 9/18/2020
Field Sample #: AH20 (0.5-1)-1
Sampled: 9/18/2020 10:30
Sample ID: 20I1050-04
Sample Matrix: Soil

Conventional Chemistry Parameters by EPA/APHA/SW-846 Methods (Total)

Analyte	Results	RL	Units	Dilution	Flag/Qual	Method	Date Prepared	Date/Time Analyzed	Analyst
% Solids	89.7		% Wt	1		SM 2540G	9/28/20	9/28/20 14:05	CBM

con-test® ANALYTICAL LABORATORY
39 Spruce Street * East Longmeadow, MA 01028 * FAX 413/525-6405 * TEL. 413/525-2332

Project Location: Greenwich, CT
Sample Description:
Work Order: 20I1050
Date Received: 9/18/2020
Field Sample #: AH20 (2-4)-1
Sampled: 9/18/2020 10:50
Sample ID: 20I1050-05
Sample Matrix: Soil

Polychlorinated Biphenyls with 3540 Soxhlet Extraction

Analyte	Results	RL	Units	Dilution	Flag/Qual	Method	Date Prepared	Date/Time Analyzed	Analyst
Aroclor-1016 [1]	ND	0.083	mg/Kg dry	4		SW-846 8082A	9/22/20	9/29/20 17:51	AYH
Aroclor-1221 [1]	ND	0.083	mg/Kg dry	4		SW-846 8082A	9/22/20	9/29/20 17:51	AYH
Aroclor-1232 [1]	ND	0.083	mg/Kg dry	4		SW-846 8082A	9/22/20	9/29/20 17:51	AYH
Aroclor-1242 [1]	ND	0.083	mg/Kg dry	4		SW-846 8082A	9/22/20	9/29/20 17:51	AYH
Aroclor-1248 [1]	0.17	0.083	mg/Kg dry	4		SW-846 8082A	9/22/20	9/29/20 17:51	AYH
Aroclor-1254 [2]	0.10	0.083	mg/Kg dry	4		SW-846 8082A	9/22/20	9/29/20 17:51	AYH
Aroclor-1260 [1]	ND	0.083	mg/Kg dry	4		SW-846 8082A	9/22/20	9/29/20 17:51	AYH
Aroclor-1262 [1]	ND	0.083	mg/Kg dry	4		SW-846 8082A	9/22/20	9/29/20 17:51	AYH
Aroclor-1268 [1]	ND	0.083	mg/Kg dry	4		SW-846 8082A	9/22/20	9/29/20 17:51	AYH

Surrogates	% Recovery	Recovery Limits	Flag/Qual	
Decachlorobiphenyl [1]	114	30-150		9/29/20 17:51
Decachlorobiphenyl [2]	103	30-150		9/29/20 17:51
Tetrachloro-m-xylene [1]	120	30-150		9/29/20 17:51
Tetrachloro-m-xylene [2]	109	30-150		9/29/20 17:51

39 Spruce Street * East Longmeadow, MA 01028 * FAX 413/525-6405 * TEL. 413/525-2332

Project Location: Greenwich, CT
Sample Description:
Work Order: 20I1050

Date Received: 9/18/2020

Field Sample #: AH20 (2-4)-1
Sampled: 9/18/2020 10:50

Sample ID: 20I1050-05

Sample Matrix: Soil

Conventional Chemistry Parameters by EPA/APHA/SW-846 Methods (Total)

Analyte	Results	RL	Units	Dilution	Flag/Qual	Method	Date Prepared	Date/Time Analyzed	Analyst
% Solids	90.5		% Wt	1		SM 2540G	9/28/20	9/28/20 14:05	CBM

con-test® ANALYTICAL LABORATORY
39 Spruce Street * East Longmeadow, MA 01028 * FAX 413/525-6405 * TEL. 413/525-2332

Project Location: Greenwich, CT
Sample Description:
Work Order: 20I1050
Date Received: 9/18/2020
Field Sample #: AH20 (5-7)-1
Sampled: 9/18/2020 11:15
Sample ID: 20I1050-06
Sample Matrix: Soil

Polychlorinated Biphenyls with 3540 Soxhlet Extraction

Analyte	Results	RL	Units	Dilution	Flag/Qual	Method	Date Prepared	Date/Time Analyzed	Analyst
Aroclor-1016 [1]	ND	2.2	mg/Kg dry	80		SW-846 8082A	9/22/20	9/30/20 8:56	AYH
Aroclor-1221 [1]	ND	2.2	mg/Kg dry	80		SW-846 8082A	9/22/20	9/30/20 8:56	AYH
Aroclor-1232 [1]	ND	2.2	mg/Kg dry	80		SW-846 8082A	9/22/20	9/30/20 8:56	AYH
Aroclor-1242 [1]	26	2.2	mg/Kg dry	80		SW-846 8082A	9/22/20	9/30/20 8:56	AYH
Aroclor-1248 [1]	ND	2.2	mg/Kg dry	80		SW-846 8082A	9/22/20	9/30/20 8:56	AYH
Aroclor-1254 [1]	ND	2.2	mg/Kg dry	80		SW-846 8082A	9/22/20	9/30/20 8:56	AYH
Aroclor-1260 [1]	ND	2.2	mg/Kg dry	80		SW-846 8082A	9/22/20	9/30/20 8:56	AYH
Aroclor-1262 [1]	ND	2.2	mg/Kg dry	80		SW-846 8082A	9/22/20	9/30/20 8:56	AYH
Aroclor-1268 [1]	ND	2.2	mg/Kg dry	80		SW-846 8082A	9/22/20	9/30/20 8:56	AYH

Surrogates	% Recovery	Recovery Limits	Flag/Qual	
Decachlorobiphenyl [1]	*	30-150	S-01	9/30/20 8:56
Decachlorobiphenyl [2]	*	30-150	S-01	9/30/20 8:56
Tetrachloro-m-xylene [1]	*	30-150	S-01	9/30/20 8:56
Tetrachloro-m-xylene [2]	*	30-150	S-01	9/30/20 8:56

con-test® ANALYTICAL LABORATORY
39 Spruce Street * East Longmeadow, MA 01028 * FAX 413/525-6405 * TEL. 413/525-2332

Project Location: Greenwich, CT
Sample Description:
Work Order: 20I1050
Date Received: 9/18/2020
Field Sample #: AH20 (5-7)-1
Sampled: 9/18/2020 11:15
Sample ID: 20I1050-06
Sample Matrix: Soil

Conventional Chemistry Parameters by EPA/APHA/SW-846 Methods (Total)

Analyte	Results	RL	Units	Dilution	Flag/Qual	Method	Date Prepared	Date/Time Analyzed	Analyst
% Solids	70.9		% Wt	1		SM 2540G	9/28/20	9/28/20 14:05	CBM

con-test® ANALYTICAL LABORATORY
39 Spruce Street * East Longmeadow, MA 01028 * FAX 413/525-6405 * TEL. 413/525-2332

Project Location: Greenwich, CT
Sample Description:
Work Order: 20I1050
Date Received: 9/18/2020
Field Sample #: Y16.5 (3-3.5)-1
Sampled: 9/18/2020 13:20
Sample ID: 20I1050-07
Sample Matrix: Soil

Polychlorinated Biphenyls with 3540 Soxhlet Extraction

Analyte	Results	RL	Units	Dilution	Flag/Qual	Method	Date Prepared	Date/Time Analyzed	Analyst
Aroclor-1016 [1]	ND	1.9	mg/Kg dry	80		SW-846 8082A	9/22/20	9/30/20 9:13	AYH
Aroclor-1221 [1]	ND	1.9	mg/Kg dry	80		SW-846 8082A	9/22/20	9/30/20 9:13	AYH
Aroclor-1232 [1]	ND	1.9	mg/Kg dry	80		SW-846 8082A	9/22/20	9/30/20 9:13	AYH
Aroclor-1242 [1]	ND	1.9	mg/Kg dry	80		SW-846 8082A	9/22/20	9/30/20 9:13	AYH
Aroclor-1248 [1]	31	1.9	mg/Kg dry	80		SW-846 8082A	9/22/20	9/30/20 9:13	AYH
Aroclor-1254 [1]	ND	1.9	mg/Kg dry	80		SW-846 8082A	9/22/20	9/30/20 9:13	AYH
Aroclor-1260 [1]	ND	1.9	mg/Kg dry	80		SW-846 8082A	9/22/20	9/30/20 9:13	AYH
Aroclor-1262 [1]	ND	1.9	mg/Kg dry	80		SW-846 8082A	9/22/20	9/30/20 9:13	AYH
Aroclor-1268 [1]	ND	1.9	mg/Kg dry	80		SW-846 8082A	9/22/20	9/30/20 9:13	AYH

Surrogates	% Recovery	Recovery Limits	Flag/Qual	
Decachlorobiphenyl [1]	*	30-150	S-01	9/30/20 9:13
Decachlorobiphenyl [2]	*	30-150	S-01	9/30/20 9:13
Tetrachloro-m-xylene [1]	*	30-150	S-01	9/30/20 9:13
Tetrachloro-m-xylene [2]	*	30-150	S-01	9/30/20 9:13

con-test® ANALYTICAL LABORATORY
39 Spruce Street * East Longmeadow, MA 01028 * FAX 413/525-6405 * TEL. 413/525-2332

Project Location: Greenwich, CT
Sample Description:
Work Order: 20I1050
Date Received: 9/18/2020
Field Sample #: Y16.5 (3-3.5)-1
Sampled: 9/18/2020 13:20
Sample ID: 20I1050-07
Sample Matrix: Soil

Conventional Chemistry Parameters by EPA/APHA/SW-846 Methods (Total)

Analyte	Results	RL	Units	Dilution	Flag/Qual	Method	Date Prepared	Date/Time Analyzed	Analyst
% Solids	80.9		% Wt	1		SM 2540G	9/28/20	9/28/20 14:05	CBM

con-test® ANALYTICAL LABORATORY
39 Spruce Street * East Longmeadow, MA 01028 * FAX 413/525-6405 * TEL. 413/525-2332

Project Location: Greenwich, CT
Sample Description:
Work Order: 20I1050
Date Received: 9/18/2020
Field Sample #: AF12 (1-1.5)-1
Sampled: 9/18/2020 13:45
Sample ID: 20I1050-08
Sample Matrix: Soil

Polychlorinated Biphenyls with 3540 Soxhlet Extraction

Analyte	Results	RL	Units	Dilution	Flag/Qual	Method	Date Prepared	Date/Time Analyzed	Analyst
Aroclor-1016 [1]	ND	0.089	mg/Kg dry	4		SW-846 8082A	9/22/20	9/29/20 18:43	AYH
Aroclor-1221 [1]	ND	0.089	mg/Kg dry	4		SW-846 8082A	9/22/20	9/29/20 18:43	AYH
Aroclor-1232 [1]	ND	0.089	mg/Kg dry	4		SW-846 8082A	9/22/20	9/29/20 18:43	AYH
Aroclor-1242 [1]	ND	0.089	mg/Kg dry	4		SW-846 8082A	9/22/20	9/29/20 18:43	AYH
Aroclor-1248 [1]	0.34	0.089	mg/Kg dry	4		SW-846 8082A	9/22/20	9/29/20 18:43	AYH
Aroclor-1254 [1]	ND	0.089	mg/Kg dry	4		SW-846 8082A	9/22/20	9/29/20 18:43	AYH
Aroclor-1260 [1]	ND	0.089	mg/Kg dry	4		SW-846 8082A	9/22/20	9/29/20 18:43	AYH
Aroclor-1262 [1]	ND	0.089	mg/Kg dry	4		SW-846 8082A	9/22/20	9/29/20 18:43	AYH
Aroclor-1268 [1]	ND	0.089	mg/Kg dry	4		SW-846 8082A	9/22/20	9/29/20 18:43	AYH

Surrogates	% Recovery	Recovery Limits	Flag/Qual	
Decachlorobiphenyl [1]	111	30-150		9/29/20 18:43
Decachlorobiphenyl [2]	99.6	30-150		9/29/20 18:43
Tetrachloro-m-xylene [1]	108	30-150		9/29/20 18:43
Tetrachloro-m-xylene [2]	97.5	30-150		9/29/20 18:43

con-test® ANALYTICAL LABORATORY

39 Spruce Street * East Longmeadow, MA 01028 * FAX 413/525-6405 * TEL. 413/525-2332

Project Location: Greenwich, CT
Sample Description:
Work Order: 20I1050

Date Received: 9/18/2020

Field Sample #: AF12 (1-1.5)-1
Sampled: 9/18/2020 13:45

Sample ID: 20I1050-08

Sample Matrix: Soil

Conventional Chemistry Parameters by EPA/APHA/SW-846 Methods (Total)

Analyte	Results	RL	Units	Dilution	Flag/Qual	Method	Date Prepared	Date/Time Analyzed	Analyst
% Solids	85.0		% Wt	1		SM 2540G	9/28/20	9/28/20 14:05	CBM

con-test® ANALYTICAL LABORATORY
39 Spruce Street * East Longmeadow, MA 01028 * FAX 413/525-6405 * TEL. 413/525-2332

Project Location: Greenwich, CT
Sample Description:
Work Order: 20I1050
Date Received: 9/18/2020
Field Sample #: AF12 (2-4)-1
Sampled: 9/18/2020 13:47
Sample ID: 20I1050-09
Sample Matrix: Soil

Polychlorinated Biphenyls with 3540 Soxhlet Extraction

Analyte	Results	RL	Units	Dilution	Flag/Qual	Method	Date Prepared	Date/Time Analyzed	Analyst
Aroclor-1016 [1]	ND	0.85	mg/Kg dry	40		SW-846 8082A	9/22/20	9/30/20 9:31	AYH
Aroclor-1221 [1]	ND	0.85	mg/Kg dry	40		SW-846 8082A	9/22/20	9/30/20 9:31	AYH
Aroclor-1232 [1]	ND	0.85	mg/Kg dry	40		SW-846 8082A	9/22/20	9/30/20 9:31	AYH
Aroclor-1242 [1]	3.2	0.85	mg/Kg dry	40		SW-846 8082A	9/22/20	9/30/20 9:31	AYH
Aroclor-1248 [1]	ND	0.85	mg/Kg dry	40		SW-846 8082A	9/22/20	9/30/20 9:31	AYH
Aroclor-1254 [1]	ND	0.85	mg/Kg dry	40		SW-846 8082A	9/22/20	9/30/20 9:31	AYH
Aroclor-1260 [1]	ND	0.85	mg/Kg dry	40		SW-846 8082A	9/22/20	9/30/20 9:31	AYH
Aroclor-1262 [1]	ND	0.85	mg/Kg dry	40		SW-846 8082A	9/22/20	9/30/20 9:31	AYH
Aroclor-1268 [1]	ND	0.85	mg/Kg dry	40		SW-846 8082A	9/22/20	9/30/20 9:31	AYH

Surrogates	% Recovery	Recovery Limits	Flag/Qual	
Decachlorobiphenyl [1]	127	30-150		9/30/20 9:31
Decachlorobiphenyl [2]	117	30-150		9/30/20 9:31
Tetrachloro-m-xylene [1]	116	30-150		9/30/20 9:31
Tetrachloro-m-xylene [2]	111	30-150		9/30/20 9:31

con-test® ANALYTICAL LABORATORY
39 Spruce Street * East Longmeadow, MA 01028 * FAX 413/525-6405 * TEL. 413/525-2332

Project Location: Greenwich, CT
Sample Description:
Work Order: 20I1050
Date Received: 9/18/2020
Field Sample #: AF12 (2-4)-1
Sampled: 9/18/2020 13:47
Sample ID: 20I1050-09
Sample Matrix: Soil

Conventional Chemistry Parameters by EPA/APHA/SW-846 Methods (Total)

Analyte	Results	RL	Units	Dilution	Flag/Qual	Method	Date Prepared	Date/Time Analyzed	Analyst
% Solids	86.7		% Wt	1		SM 2540G	9/28/20	9/28/20 14:05	CBM

con-test® ANALYTICAL LABORATORY
39 Spruce Street * East Longmeadow, MA 01028 * FAX 413/525-6405 * TEL. 413/525-2332

Project Location: Greenwich, CT
Sample Description:
Work Order: 20I1050
Date Received: 9/18/2020
Field Sample #: AF12 (4-5)-1
Sampled: 9/18/2020 13:45
Sample ID: 20I1050-10
Sample Matrix: Soil

Polychlorinated Biphenyls with 3540 Soxhlet Extraction

Analyte	Results	RL	Units	Dilution	Flag/Qual	Method	Date Prepared	Date/Time Analyzed	Analyst
Aroclor-1016 [1]	ND	0.47	mg/Kg dry	20		SW-846 8082A	9/22/20	9/30/20 9:48	AYH
Aroclor-1221 [1]	ND	0.47	mg/Kg dry	20		SW-846 8082A	9/22/20	9/30/20 9:48	AYH
Aroclor-1232 [1]	ND	0.47	mg/Kg dry	20		SW-846 8082A	9/22/20	9/30/20 9:48	AYH
Aroclor-1242 [1]	2.6	0.47	mg/Kg dry	20		SW-846 8082A	9/22/20	9/30/20 9:48	AYH
Aroclor-1248 [1]	ND	0.47	mg/Kg dry	20		SW-846 8082A	9/22/20	9/30/20 9:48	AYH
Aroclor-1254 [1]	ND	0.47	mg/Kg dry	20		SW-846 8082A	9/22/20	9/30/20 9:48	AYH
Aroclor-1260 [1]	ND	0.47	mg/Kg dry	20		SW-846 8082A	9/22/20	9/30/20 9:48	AYH
Aroclor-1262 [1]	ND	0.47	mg/Kg dry	20		SW-846 8082A	9/22/20	9/30/20 9:48	AYH
Aroclor-1268 [1]	ND	0.47	mg/Kg dry	20		SW-846 8082A	9/22/20	9/30/20 9:48	AYH

Surrogates	% Recovery	Recovery Limits	Flag/Qual	
Decachlorobiphenyl [1]	126	30-150		9/30/20 9:48
Decachlorobiphenyl [2]	120	30-150		9/30/20 9:48
Tetrachloro-m-xylene [1]	121	30-150		9/30/20 9:48
Tetrachloro-m-xylene [2]	115	30-150		9/30/20 9:48

con-test® ANALYTICAL LABORATORY
39 Spruce Street * East Longmeadow, MA 01028 * FAX 413/525-6405 * TEL. 413/525-2332

Project Location: Greenwich, CT
Sample Description:
Work Order: 20I1050
Date Received: 9/18/2020
Field Sample #: AF12 (4-5)-1
Sampled: 9/18/2020 13:45
Sample ID: 20I1050-10
Sample Matrix: Soil

Conventional Chemistry Parameters by EPA/APHA/SW-846 Methods (Total)

Analyte	Results	RL	Units	Dilution	Flag/Qual	Method	Date Prepared	Date/Time Analyzed	Analyst
% Solids	85.1		% Wt	1		SM 2540G	9/28/20	9/28/20 14:05	CBM

con-test® ANALYTICAL LABORATORY
39 Spruce Street * East Longmeadow, MA 01028 * FAX 413/525-6405 * TEL. 413/525-2332

Project Location: Greenwich, CT
Sample Description:
Work Order: 20I1050
Date Received: 9/18/2020
Field Sample #: AF14 (1-1.5)-1
Sampled: 9/18/2020 13:21
Sample ID: 20I1050-11
Sample Matrix: Soil

Polychlorinated Biphenyls with 3540 Soxhlet Extraction

Analyte	Results	RL	Units	Dilution	Flag/Qual	Method	Date Prepared	Date/Time Analyzed	Analyst
Aroclor-1016 [1]	ND	0.87	mg/Kg dry	40		SW-846 8082A	9/22/20	9/30/20 10:06	AYH
Aroclor-1221 [1]	ND	0.87	mg/Kg dry	40		SW-846 8082A	9/22/20	9/30/20 10:06	AYH
Aroclor-1232 [1]	ND	0.87	mg/Kg dry	40		SW-846 8082A	9/22/20	9/30/20 10:06	AYH
Aroclor-1242 [1]	ND	0.87	mg/Kg dry	40		SW-846 8082A	9/22/20	9/30/20 10:06	AYH
Aroclor-1248 [1]	4.3	0.87	mg/Kg dry	40		SW-846 8082A	9/22/20	9/30/20 10:06	AYH
Aroclor-1254 [1]	ND	0.87	mg/Kg dry	40		SW-846 8082A	9/22/20	9/30/20 10:06	AYH
Aroclor-1260 [1]	ND	0.87	mg/Kg dry	40		SW-846 8082A	9/22/20	9/30/20 10:06	AYH
Aroclor-1262 [1]	ND	0.87	mg/Kg dry	40		SW-846 8082A	9/22/20	9/30/20 10:06	AYH
Aroclor-1268 [1]	ND	0.87	mg/Kg dry	40		SW-846 8082A	9/22/20	9/30/20 10:06	AYH

Surrogates	% Recovery	Recovery Limits	Flag/Qual	
Decachlorobiphenyl [1]	122	30-150		9/30/20 10:06
Decachlorobiphenyl [2]	115	30-150		9/30/20 10:06
Tetrachloro-m-xylene [1]	115	30-150		9/30/20 10:06
Tetrachloro-m-xylene [2]	105	30-150		9/30/20 10:06

con-test® ANALYTICAL LABORATORY
39 Spruce Street * East Longmeadow, MA 01028 * FAX 413/525-6405 * TEL. 413/525-2332

Project Location: Greenwich, CT
Sample Description:
Work Order: 20I1050
Date Received: 9/18/2020
Field Sample #: AF14 (1-1.5)-1
Sampled: 9/18/2020 13:21
Sample ID: 20I1050-11
Sample Matrix: Soil

Conventional Chemistry Parameters by EPA/APHA/SW-846 Methods (Total)

Analyte	Results	RL	Units	Dilution	Flag/Qual	Method	Date Prepared	Date/Time Analyzed	Analyst
% Solids	86.3		% Wt	1		SM 2540G	9/28/20	9/28/20 14:06	CBM

con-test® ANALYTICAL LABORATORY
39 Spruce Street * East Longmeadow, MA 01028 * FAX 413/525-6405 * TEL. 413/525-2332

Project Location: Greenwich, CT
Sample Description:
Work Order: 20I1050
Date Received: 9/18/2020
Field Sample #: AF14 (2-4)-1
Sampled: 9/18/2020 13:19
Sample ID: 20I1050-12
Sample Matrix: Soil

Polychlorinated Biphenyls with 3540 Soxhlet Extraction

Analyte	Results	RL	Units	Dilution	Flag/Qual	Method	Date Prepared	Date/Time Analyzed	Analyst
Aroclor-1016 [1]	ND	22	mg/Kg dry	1000		SW-846 8082A	9/22/20	9/30/20 10:23	AYH
Aroclor-1221 [1]	ND	22	mg/Kg dry	1000		SW-846 8082A	9/22/20	9/30/20 10:23	AYH
Aroclor-1232 [1]	ND	22	mg/Kg dry	1000		SW-846 8082A	9/22/20	9/30/20 10:23	AYH
Aroclor-1242 [2]	140	22	mg/Kg dry	1000		SW-846 8082A	9/22/20	9/30/20 10:23	AYH
Aroclor-1248 [1]	ND	22	mg/Kg dry	1000		SW-846 8082A	9/22/20	9/30/20 10:23	AYH
Aroclor-1254 [1]	ND	22	mg/Kg dry	1000		SW-846 8082A	9/22/20	9/30/20 10:23	AYH
Aroclor-1260 [1]	ND	22	mg/Kg dry	1000		SW-846 8082A	9/22/20	9/30/20 10:23	AYH
Aroclor-1262 [1]	ND	22	mg/Kg dry	1000		SW-846 8082A	9/22/20	9/30/20 10:23	AYH
Aroclor-1268 [1]	ND	22	mg/Kg dry	1000		SW-846 8082A	9/22/20	9/30/20 10:23	AYH

Surrogates	% Recovery	Recovery Limits	Flag/Qual	
Decachlorobiphenyl [1]	*	30-150	S-01	9/30/20 10:23
Decachlorobiphenyl [2]	*	30-150	S-01	9/30/20 10:23
Tetrachloro-m-xylene [1]	*	30-150	S-01	9/30/20 10:23
Tetrachloro-m-xylene [2]	*	30-150	S-01	9/30/20 10:23

con-test® ANALYTICAL LABORATORY
39 Spruce Street * East Longmeadow, MA 01028 * FAX 413/525-6405 * TEL. 413/525-2332

Project Location: Greenwich, CT
Sample Description:
Work Order: 20I1050
Date Received: 9/18/2020
Field Sample #: AF14 (2-4)-1
Sampled: 9/18/2020 13:19
Sample ID: 20I1050-12
Sample Matrix: Soil

Conventional Chemistry Parameters by EPA/APHA/SW-846 Methods (Total)

Analyte	Results	RL	Units	Dilution	Flag/Qual	Method	Date Prepared	Date/Time Analyzed	Analyst
% Solids	87.6		% Wt	1		SM 2540G	9/28/20	9/28/20 14:06	CBM

con-test® ANALYTICAL LABORATORY
39 Spruce Street * East Longmeadow, MA 01028 * FAX 413/525-6405 * TEL. 413/525-2332

Project Location: Greenwich, CT
Sample Description:
Work Order: 20I1050
Date Received: 9/18/2020
Field Sample #: AF14 (4-5)-1
Sampled: 9/18/2020 13:13
Sample ID: 20I1050-13
Sample Matrix: Soil

Polychlorinated Biphenyls with 3540 Soxhlet Extraction

Analyte	Results	RL	Units	Dilution	Flag/Qual	Method	Date Prepared	Date/Time Analyzed	Analyst
Aroclor-1016 [1]	ND	47	mg/Kg dry	2000		SW-846 8082A	9/22/20	9/30/20 10:41	AYH
Aroclor-1221 [1]	ND	47	mg/Kg dry	2000		SW-846 8082A	9/22/20	9/30/20 10:41	AYH
Aroclor-1232 [1]	ND	47	mg/Kg dry	2000		SW-846 8082A	9/22/20	9/30/20 10:41	AYH
Aroclor-1242 [1]	500	47	mg/Kg dry	2000		SW-846 8082A	9/22/20	9/30/20 10:41	AYH
Aroclor-1248 [1]	ND	47	mg/Kg dry	2000		SW-846 8082A	9/22/20	9/30/20 10:41	AYH
Aroclor-1254 [1]	ND	47	mg/Kg dry	2000		SW-846 8082A	9/22/20	9/30/20 10:41	AYH
Aroclor-1260 [1]	ND	47	mg/Kg dry	2000		SW-846 8082A	9/22/20	9/30/20 10:41	AYH
Aroclor-1262 [1]	ND	47	mg/Kg dry	2000		SW-846 8082A	9/22/20	9/30/20 10:41	AYH
Aroclor-1268 [1]	ND	47	mg/Kg dry	2000		SW-846 8082A	9/22/20	9/30/20 10:41	AYH

Surrogates	% Recovery	Recovery Limits	Flag/Qual	
Decachlorobiphenyl [1]	*	30-150	S-01	9/30/20 10:41
Decachlorobiphenyl [2]	*	30-150	S-01	9/30/20 10:41
Tetrachloro-m-xylene [1]	*	30-150	S-01	9/30/20 10:41
Tetrachloro-m-xylene [2]	*	30-150	S-01	9/30/20 10:41

con-test® ANALYTICAL LABORATORY
39 Spruce Street * East Longmeadow, MA 01028 * FAX 413/525-6405 * TEL. 413/525-2332

Project Location: Greenwich, CT
Sample Description:
Work Order: 20I1050
Date Received: 9/18/2020
Field Sample #: AF14 (4-5)-1
Sampled: 9/18/2020 13:13
Sample ID: 20I1050-13
Sample Matrix: Soil

Conventional Chemistry Parameters by EPA/APHA/SW-846 Methods (Total)

Analyte	Results	RL	Units	Dilution	Flag/Qual	Method	Date Prepared	Date/Time Analyzed	Analyst
% Solids	82.8		% Wt	1		SM 2540G	9/28/20	9/28/20 14:06	CBM

con-test® ANALYTICAL LABORATORY
39 Spruce Street * East Longmeadow, MA 01028 * FAX 413/525-6405 * TEL. 413/525-2332

Project Location: Greenwich, CT
Sample Description:
Work Order: 20I1050
Date Received: 9/18/2020
Field Sample #: AF14 (5-6)-1
Sampled: 9/18/2020 13:15
Sample ID: 20I1050-14
Sample Matrix: Soil

Polychlorinated Biphenyls with 3540 Soxhlet Extraction

Analyte	Results	RL	Units	Dilution	Flag/Qual	Method	Date Prepared	Date/Time Analyzed	Analyst
Aroclor-1016 [1]	ND	1.9	mg/Kg dry	100		SW-846 8082A	9/22/20	9/30/20 10:58	AYH
Aroclor-1221 [1]	ND	1.9	mg/Kg dry	100		SW-846 8082A	9/22/20	9/30/20 10:58	AYH
Aroclor-1232 [1]	ND	1.9	mg/Kg dry	100		SW-846 8082A	9/22/20	9/30/20 10:58	AYH
Aroclor-1242 [1]	ND	1.9	mg/Kg dry	100		SW-846 8082A	9/22/20	9/30/20 10:58	AYH
Aroclor-1248 [1]	34	1.9	mg/Kg dry	100		SW-846 8082A	9/22/20	9/30/20 10:58	AYH
Aroclor-1254 [1]	ND	1.9	mg/Kg dry	100		SW-846 8082A	9/22/20	9/30/20 10:58	AYH
Aroclor-1260 [1]	ND	1.9	mg/Kg dry	100		SW-846 8082A	9/22/20	9/30/20 10:58	AYH
Aroclor-1262 [1]	ND	1.9	mg/Kg dry	100		SW-846 8082A	9/22/20	9/30/20 10:58	AYH
Aroclor-1268 [1]	ND	1.9	mg/Kg dry	100		SW-846 8082A	9/22/20	9/30/20 10:58	AYH

Surrogates	% Recovery	Recovery Limits	Flag/Qual	
Decachlorobiphenyl [1]	*	30-150	S-01	9/30/20 10:58
Decachlorobiphenyl [2]	*	30-150	S-01	9/30/20 10:58
Tetrachloro-m-xylene [1]	*	30-150	S-01	9/30/20 10:58
Tetrachloro-m-xylene [2]	*	30-150	S-01	9/30/20 10:58

con-test® ANALYTICAL LABORATORY
39 Spruce Street * East Longmeadow, MA 01028 * FAX 413/525-6405 * TEL. 413/525-2332

Project Location: Greenwich, CT
Sample Description:
Work Order: 20I1050
Date Received: 9/18/2020
Field Sample #: AF14 (5-6)-1
Sampled: 9/18/2020 13:15
Sample ID: 20I1050-14
Sample Matrix: Soil

Conventional Chemistry Parameters by EPA/APHA/SW-846 Methods (Total)

Analyte	Results	RL	Units	Dilution	Flag/Qual	Method	Date Prepared	Date/Time Analyzed	Analyst
% Solids	94.3		% Wt	1		SM 2540G	9/28/20	9/28/20 14:06	CBM

con-test® ANALYTICAL LABORATORY
39 Spruce Street * East Longmeadow, MA 01028 * FAX 413/525-6405 * TEL. 413/525-2332

Project Location: Greenwich, CT
Sample Description:
Work Order: 20I1050
Date Received: 9/18/2020
Field Sample #: AQ12 (1-1.5)-1
Sampled: 9/18/2020 12:19
Sample ID: 20I1050-15
Sample Matrix: Soil

Polychlorinated Biphenyls with 3540 Soxhlet Extraction

Analyte	Results	RL	Units	Dilution	Flag/Qual	Method	Date Prepared	Date/Time Analyzed	Analyst
Aroclor-1016 [1]	ND	11	mg/Kg dry	500		SW-846 8082A	9/22/20	9/30/20 12:43	AYH
Aroclor-1221 [1]	ND	11	mg/Kg dry	500		SW-846 8082A	9/22/20	9/30/20 12:43	AYH
Aroclor-1232 [1]	ND	11	mg/Kg dry	500		SW-846 8082A	9/22/20	9/30/20 12:43	AYH
Aroclor-1242 [1]	ND	11	mg/Kg dry	500		SW-846 8082A	9/22/20	9/30/20 12:43	AYH
Aroclor-1248 [1]	57	11	mg/Kg dry	500		SW-846 8082A	9/22/20	9/30/20 12:43	AYH
Aroclor-1254 [1]	ND	11	mg/Kg dry	500		SW-846 8082A	9/22/20	9/30/20 12:43	AYH
Aroclor-1260 [1]	ND	11	mg/Kg dry	500		SW-846 8082A	9/22/20	9/30/20 12:43	AYH
Aroclor-1262 [1]	ND	11	mg/Kg dry	500		SW-846 8082A	9/22/20	9/30/20 12:43	AYH
Aroclor-1268 [1]	ND	11	mg/Kg dry	500		SW-846 8082A	9/22/20	9/30/20 12:43	AYH

Surrogates	% Recovery	Recovery Limits	Flag/Qual	
Decachlorobiphenyl [1]	*	30-150	S-01	9/30/20 12:43
Decachlorobiphenyl [2]	*	30-150	S-01	9/30/20 12:43
Tetrachloro-m-xylene [1]	*	30-150	S-01	9/30/20 12:43
Tetrachloro-m-xylene [2]	*	30-150	S-01	9/30/20 12:43

con-test® ANALYTICAL LABORATORY
39 Spruce Street * East Longmeadow, MA 01028 * FAX 413/525-6405 * TEL. 413/525-2332

Project Location: Greenwich, CT
Sample Description:
Work Order: 20I1050
Date Received: 9/18/2020
Field Sample #: AQ12 (1-1.5)-1
Sampled: 9/18/2020 12:19
Sample ID: 20I1050-15
Sample Matrix: Soil

Conventional Chemistry Parameters by EPA/APHA/SW-846 Methods (Total)

Analyte	Results	RL	Units	Dilution	Flag/Qual	Method	Date Prepared	Date/Time Analyzed	Analyst
% Solids	89.7		% Wt	1		SM 2540G	9/28/20	9/28/20 14:07	CBM

con-test® ANALYTICAL LABORATORY
39 Spruce Street * East Longmeadow, MA 01028 * FAX 413/525-6405 * TEL. 413/525-2332

Project Location: Greenwich, CT
Sample Description:
Work Order: 20I1050
Date Received: 9/18/2020
Field Sample #: AQ12 (2-4)-1
Sampled: 9/18/2020 12:17
Sample ID: 20I1050-16
Sample Matrix: Soil

Polychlorinated Biphenyls with 3540 Soxhlet Extraction

Analyte	Results	RL	Units	Dilution	Flag/Qual	Method	Date Prepared	Date/Time Analyzed	Analyst
Aroclor-1016 [1]	ND	0.088	mg/Kg dry	4		SW-846 8082A	9/22/20	9/29/20 22:08	AYH
Aroclor-1221 [1]	ND	0.088	mg/Kg dry	4		SW-846 8082A	9/22/20	9/29/20 22:08	AYH
Aroclor-1232 [1]	ND	0.088	mg/Kg dry	4		SW-846 8082A	9/22/20	9/29/20 22:08	AYH
Aroclor-1242 [1]	ND	0.088	mg/Kg dry	4		SW-846 8082A	9/22/20	9/29/20 22:08	AYH
Aroclor-1248 [1]	ND	0.088	mg/Kg dry	4		SW-846 8082A	9/22/20	9/29/20 22:08	AYH
Aroclor-1254 [1]	ND	0.088	mg/Kg dry	4		SW-846 8082A	9/22/20	9/29/20 22:08	AYH
Aroclor-1260 [1]	ND	0.088	mg/Kg dry	4		SW-846 8082A	9/22/20	9/29/20 22:08	AYH
Aroclor-1262 [1]	ND	0.088	mg/Kg dry	4		SW-846 8082A	9/22/20	9/29/20 22:08	AYH
Aroclor-1268 [1]	ND	0.088	mg/Kg dry	4		SW-846 8082A	9/22/20	9/29/20 22:08	AYH

Surrogates	% Recovery	Recovery Limits	Flag/Qual	
Decachlorobiphenyl [1]	102	30-150		9/29/20 22:08
Decachlorobiphenyl [2]	93.5	30-150		9/29/20 22:08
Tetrachloro-m-xylene [1]	99.7	30-150		9/29/20 22:08
Tetrachloro-m-xylene [2]	89.8	30-150		9/29/20 22:08

con-test® ANALYTICAL LABORATORY

39 Spruce Street * East Longmeadow, MA 01028 * FAX 413/525-6405 * TEL. 413/525-2332

Project Location: Greenwich, CT
Sample Description:
Work Order: 20I1050

Date Received: 9/18/2020

Field Sample #: AQ12 (2-4)-1
Sampled: 9/18/2020 12:17

Sample ID: 20I1050-16

Sample Matrix: Soil

Conventional Chemistry Parameters by EPA/APHA/SW-846 Methods (Total)

Analyte	Results	RL	Units	Dilution	Flag/Qual	Method	Date Prepared	Date/Time Analyzed	Analyst
% Solids	85.3		% Wt	1		SM 2540G	9/28/20	9/28/20 14:07	CBM

con-test® ANALYTICAL LABORATORY
39 Spruce Street * East Longmeadow, MA 01028 * FAX 413/525-6405 * TEL. 413/525-2332

Project Location: Greenwich, CT
Sample Description:
Work Order: 20I1050
Date Received: 9/18/2020
Field Sample #: AQ12 (4-5)-1
Sampled: 9/18/2020 12:15
Sample ID: 20I1050-17
Sample Matrix: Soil

Polychlorinated Biphenyls with 3540 Soxhlet Extraction

Analyte	Results	RL	Units	Dilution	Flag/Qual	Method	Date Prepared	Date/Time Analyzed	Analyst
Aroclor-1016 [1]	ND	0.093	mg/Kg dry	4		SW-846 8082A	9/22/20	9/29/20 22:25	AYH
Aroclor-1221 [1]	ND	0.093	mg/Kg dry	4		SW-846 8082A	9/22/20	9/29/20 22:25	AYH
Aroclor-1232 [1]	ND	0.093	mg/Kg dry	4		SW-846 8082A	9/22/20	9/29/20 22:25	AYH
Aroclor-1242 [1]	ND	0.093	mg/Kg dry	4		SW-846 8082A	9/22/20	9/29/20 22:25	AYH
Aroclor-1248 [1]	2.0	0.093	mg/Kg dry	4		SW-846 8082A	9/22/20	9/29/20 22:25	AYH
Aroclor-1254 [1]	ND	0.093	mg/Kg dry	4		SW-846 8082A	9/22/20	9/29/20 22:25	AYH
Aroclor-1260 [1]	ND	0.093	mg/Kg dry	4		SW-846 8082A	9/22/20	9/29/20 22:25	AYH
Aroclor-1262 [1]	ND	0.093	mg/Kg dry	4		SW-846 8082A	9/22/20	9/29/20 22:25	AYH
Aroclor-1268 [1]	ND	0.093	mg/Kg dry	4		SW-846 8082A	9/22/20	9/29/20 22:25	AYH

Surrogates	% Recovery	Recovery Limits	Flag/Qual	
Decachlorobiphenyl [1]	104	30-150		9/29/20 22:25
Decachlorobiphenyl [2]	94.8	30-150		9/29/20 22:25
Tetrachloro-m-xylene [1]	102	30-150		9/29/20 22:25
Tetrachloro-m-xylene [2]	92.9	30-150		9/29/20 22:25

con-test® ANALYTICAL LABORATORY
39 Spruce Street * East Longmeadow, MA 01028 * FAX 413/525-6405 * TEL. 413/525-2332

Project Location: Greenwich, CT
Sample Description:
Work Order: 20I1050
Date Received: 9/18/2020
Field Sample #: AQ12 (4-5)-1
Sampled: 9/18/2020 12:15
Sample ID: 20I1050-17
Sample Matrix: Soil

Conventional Chemistry Parameters by EPA/APHA/SW-846 Methods (Total)

Analyte	Results	RL	Units	Dilution	Flag/Qual	Method	Date Prepared	Date/Time Analyzed	Analyst
% Solids	85.6		% Wt	1		SM 2540G	9/28/20	9/28/20 14:07	CBM

con-test® ANALYTICAL LABORATORY

39 Spruce Street * East Longmeadow, MA 01028 * FAX 413/525-6405 * TEL. 413/525-2332

Project Location: Greenwich, CT | Sample Description: | Work Order: 20I1050

Date Received: 9/18/2020

Field Sample #: AN14.5 (1-1.5)-1 | Sampled: 9/18/2020 10:55

Sample ID: 20I1050-18

Sample Matrix: Soil

Polychlorinated Biphenyls with 3540 Soxhlet Extraction

Analyte	Results	RL	Units	Dilution	Flag/Qual	Method	Date Prepared	Date/Time Analyzed	Analyst
Aroclor-1016 [1]	ND	0.45	mg/Kg dry	20		SW-846 8082A	9/22/20	9/30/20 11:33	AYH
Aroclor-1221 [1]	ND	0.45	mg/Kg dry	20		SW-846 8082A	9/22/20	9/30/20 11:33	AYH
Aroclor-1232 [1]	ND	0.45	mg/Kg dry	20		SW-846 8082A	9/22/20	9/30/20 11:33	AYH
Aroclor-1242 [1]	ND	0.45	mg/Kg dry	20		SW-846 8082A	9/22/20	9/30/20 11:33	AYH
Aroclor-1248 [1]	2.5	0.45	mg/Kg dry	20		SW-846 8082A	9/22/20	9/30/20 11:33	AYH
Aroclor-1254 [1]	ND	0.45	mg/Kg dry	20		SW-846 8082A	9/22/20	9/30/20 11:33	AYH
Aroclor-1260 [1]	ND	0.45	mg/Kg dry	20		SW-846 8082A	9/22/20	9/30/20 11:33	AYH
Aroclor-1262 [1]	ND	0.45	mg/Kg dry	20		SW-846 8082A	9/22/20	9/30/20 11:33	AYH
Aroclor-1268 [1]	ND	0.45	mg/Kg dry	20		SW-846 8082A	9/22/20	9/30/20 11:33	AYH

Surrogates	% Recovery	Recovery Limits	Flag/Qual	
Decachlorobiphenyl [1]	105	30-150		9/30/20 11:33
Decachlorobiphenyl [2]	98.6	30-150		9/30/20 11:33
Tetrachloro-m-xylene [1]	101	30-150		9/30/20 11:33
Tetrachloro-m-xylene [2]	95.5	30-150		9/30/20 11:33

con-test® ANALYTICAL LABORATORY
39 Spruce Street * East Longmeadow, MA 01028 * FAX 413/525-6405 * TEL. 413/525-2332

Project Location: Greenwich, CT
Sample Description:
Work Order: 20I1050
Date Received: 9/18/2020
Field Sample #: AN14.5 (1-1.5)-1
Sampled: 9/18/2020 10:55
Sample ID: 20I1050-18
Sample Matrix: Soil

Metals Analyses (Total)

Analyte	Results	RL	Units	Dilution	Flag/Qual	Method	Date Prepared	Date/Time Analyzed	Analyst
Lead	20	0.56	mg/Kg dry	1	L-10	SW-846 6010D	9/23/20	9/25/20 17:21	MJH

con-test® ANALYTICAL LABORATORY

39 Spruce Street * East Longmeadow, MA 01028 * FAX 413/525-6405 * TEL. 413/525-2332

Project Location: Greenwich, CT
Sample Description:
Work Order: 20I1050

Date Received: 9/18/2020

Field Sample #: AN14.5 (1-1.5)-1
Sampled: 9/18/2020 10:55

Sample ID: 20I1050-18

Sample Matrix: Soil

Conventional Chemistry Parameters by EPA/APHA/SW-846 Methods (Total)

Analyte	Results	RL	Units	Dilution	Flag/Qual	Method	Date Prepared	Date/Time Analyzed	Analyst
% Solids	85.1		% Wt	1		SM 2540G	9/28/20	9/28/20 14:07	CBM

con-test® ANALYTICAL LABORATORY

39 Spruce Street * East Longmeadow, MA 01028 * FAX 413/525-6405 * TEL. 413/525-2332

Project Location: Greenwich, CT
Sample Description:
Work Order: 20I1050

Date Received: 9/18/2020

Field Sample #: AN14.5 (2-4)-1
Sampled: 9/18/2020 10:52

Sample ID: 20I1050-19

Sample Matrix: Soil

Polychlorinated Biphenyls with 3540 Soxhlet Extraction

Analyte	Results	RL	Units	Dilution	Flag/Qual	Method	Date Prepared	Date/Time Analyzed	Analyst
Aroclor-1016 [1]	ND	93	mg/Kg dry	4000		SW-846 8082A	9/22/20	9/30/20 13:01	AYH
Aroclor-1221 [1]	ND	93	mg/Kg dry	4000		SW-846 8082A	9/22/20	9/30/20 13:01	AYH
Aroclor-1232 [1]	ND	93	mg/Kg dry	4000		SW-846 8082A	9/22/20	9/30/20 13:01	AYH
Aroclor-1242 [1]	540	93	mg/Kg dry	4000		SW-846 8082A	9/22/20	9/30/20 13:01	AYH
Aroclor-1248 [1]	ND	93	mg/Kg dry	4000		SW-846 8082A	9/22/20	9/30/20 13:01	AYH
Aroclor-1254 [1]	ND	93	mg/Kg dry	4000		SW-846 8082A	9/22/20	9/30/20 13:01	AYH
Aroclor-1260 [1]	ND	93	mg/Kg dry	4000		SW-846 8082A	9/22/20	9/30/20 13:01	AYH
Aroclor-1262 [1]	ND	93	mg/Kg dry	4000		SW-846 8082A	9/22/20	9/30/20 13:01	AYH
Aroclor-1268 [1]	ND	93	mg/Kg dry	4000		SW-846 8082A	9/22/20	9/30/20 13:01	AYH

Surrogates	% Recovery	Recovery Limits	Flag/Qual	
Decachlorobiphenyl [1]	*	30-150	S-01	9/30/20 13:01
Decachlorobiphenyl [2]	*	30-150	S-01	9/30/20 13:01
Tetrachloro-m-xylene [1]	*	30-150	S-01	9/30/20 13:01
Tetrachloro-m-xylene [2]	*	30-150	S-01	9/30/20 13:01

con-test® ANALYTICAL LABORATORY
39 Spruce Street * East Longmeadow, MA 01028 * FAX 413/525-6405 * TEL. 413/525-2332

Project Location: Greenwich, CT
Sample Description:
Work Order: 20I1050
Date Received: 9/18/2020
Field Sample #: AN14.5 (2-4)-1
Sampled: 9/18/2020 10:52
Sample ID: 20I1050-19
Sample Matrix: Soil

Metals Analyses (Total)

Analyte	Results	RL	Units	Dilution	Flag/Qual	Method	Date Prepared	Date/Time Analyzed	Analyst
Lead	550	0.61	mg/Kg dry	1	L-10	SW-846 6010D	9/23/20	9/25/20 17:26	MJH

con-test® ANALYTICAL LABORATORY

39 Spruce Street * East Longmeadow, MA 01028 * FAX 413/525-6405 * TEL. 413/525-2332

Project Location: Greenwich, CT
Sample Description:
Work Order: 20I1050

Date Received: 9/18/2020

Field Sample #: AN14.5 (2-4)-1
Sampled: 9/18/2020 10:52

Sample ID: 20I1050-19

Sample Matrix: Soil

Conventional Chemistry Parameters by EPA/APHA/SW-846 Methods (Total)

Analyte	Results	RL	Units	Dilution	Flag/Qual	Method	Date Prepared	Date/Time Analyzed	Analyst
% Solids	81.5		% Wt	1		SM 2540G	9/28/20	9/28/20 14:07	CBM

con-test® ANALYTICAL LABORATORY
39 Spruce Street * East Longmeadow, MA 01028 * FAX 413/525-6405 * TEL. 413/525-2332

Project Location: Greenwich, CT
Sample Description:
Work Order: 20I1050
Date Received: 9/18/2020
Field Sample #: AN14.5 (4-5)-1
Sampled: 9/18/2020 10:50
Sample ID: 20I1050-20
Sample Matrix: Soil

Polychlorinated Biphenyls with 3540 Soxhlet Extraction

Analyte	Results	RL	Units	Dilution	Flag/Qual	Method	Date Prepared	Date/Time Analyzed	Analyst
Aroclor-1016 [1]	ND	22	mg/Kg dry	1000		SW-846 8082A	9/22/20	9/30/20 12:08	AYH
Aroclor-1221 [1]	ND	22	mg/Kg dry	1000		SW-846 8082A	9/22/20	9/30/20 12:08	AYH
Aroclor-1232 [1]	ND	22	mg/Kg dry	1000		SW-846 8082A	9/22/20	9/30/20 12:08	AYH
Aroclor-1242 [1]	180	22	mg/Kg dry	1000		SW-846 8082A	9/22/20	9/30/20 12:08	AYH
Aroclor-1248 [1]	ND	22	mg/Kg dry	1000		SW-846 8082A	9/22/20	9/30/20 12:08	AYH
Aroclor-1254 [1]	ND	22	mg/Kg dry	1000		SW-846 8082A	9/22/20	9/30/20 12:08	AYH
Aroclor-1260 [1]	ND	22	mg/Kg dry	1000		SW-846 8082A	9/22/20	9/30/20 12:08	AYH
Aroclor-1262 [1]	ND	22	mg/Kg dry	1000		SW-846 8082A	9/22/20	9/30/20 12:08	AYH
Aroclor-1268 [1]	ND	22	mg/Kg dry	1000		SW-846 8082A	9/22/20	9/30/20 12:08	AYH

Surrogates	% Recovery	Recovery Limits	Flag/Qual	
Decachlorobiphenyl [1]	*	30-150	S-01	9/30/20 12:08
Decachlorobiphenyl [2]	*	30-150	S-01	9/30/20 12:08
Tetrachloro-m-xylene [1]	*	30-150	S-01	9/30/20 12:08
Tetrachloro-m-xylene [2]	*	30-150	S-01	9/30/20 12:08

con-test® ANALYTICAL LABORATORY
39 Spruce Street * East Longmeadow, MA 01028 * FAX 413/525-6405 * TEL. 413/525-2332

Project Location: Greenwich, CT
Sample Description:
Work Order: 20I1050
Date Received: 9/18/2020
Field Sample #: AN14.5 (4-5)-1
Sampled: 9/18/2020 10:50
Sample ID: 20I1050-20
Sample Matrix: Soil

Metals Analyses (Total)

Analyte	Results	RL	Units	Dilution	Flag/Qual	Method	Date Prepared	Date/Time Analyzed	Analyst
Lead	150	0.57	mg/Kg dry	1	L-10	SW-846 6010D	9/23/20	9/25/20 17:32	MJH

con-test® ANALYTICAL LABORATORY

39 Spruce Street * East Longmeadow, MA 01028 * FAX 413/525-6405 * TEL. 413/525-2332

Project Location: Greenwich, CT
Sample Description:
Work Order: 20I1050

Date Received: 9/18/2020

Field Sample #: AN14.5 (4-5)-1
Sampled: 9/18/2020 10:50

Sample ID: 20I1050-20

Sample Matrix: Soil

Conventional Chemistry Parameters by EPA/APHA/SW-846 Methods (Total)

Analyte	Results	RL	Units	Dilution	Flag/Qual	Method	Date Prepared	Date/Time Analyzed	Analyst
% Solids	87.9		% Wt	1		SM 2540G	9/28/20	9/28/20 14:07	CBM

con-test® ANALYTICAL LABORATORY

39 Spruce Street * East Longmeadow, MA 01028 * FAX 413/525-6405 * TEL. 413/525-2332

Sample Extraction Data

Prep Method: % Solids **Analytical Method: SM 2540G**

Lab Number [Field ID]	Batch	Date
20I1050-01 [AF20 (1-1.5)-1]	B267389	09/28/20
20I1050-02 [AF20 (2-4)-1]	B267389	09/28/20
20I1050-03 [AF20 (5-7)-1]	B267389	09/28/20
20I1050-04 [AH20 (0.5-1)-1]	B267389	09/28/20
20I1050-05 [AH20 (2-4)-1]	B267389	09/28/20
20I1050-06 [AH20 (5-7)-1]	B267389	09/28/20
20I1050-07 [Y16.5 (3-3.5)-1]	B267389	09/28/20
20I1050-08 [AF12 (1-1.5)-1]	B267389	09/28/20
20I1050-09 [AF12 (2-4)-1]	B267389	09/28/20
20I1050-10 [AF12 (4-5)-1]	B267389	09/28/20
20I1050-11 [AF14 (1-1.5)-1]	B267389	09/28/20
20I1050-12 [AF14 (2-4)-1]	B267389	09/28/20
20I1050-13 [AF14 (4-5)-1]	B267389	09/28/20
20I1050-14 [AF14 (5-6)-1]	B267389	09/28/20
20I1050-15 [AQ12 (1-1.5)-1]	B267389	09/28/20
20I1050-16 [AQ12 (2-4)-1]	B267389	09/28/20
20I1050-17 [AQ12 (4-5)-1]	B267389	09/28/20
20I1050-18 [AN14.5 (1-1.5)-1]	B267389	09/28/20
20I1050-19 [AN14.5 (2-4)-1]	B267389	09/28/20
20I1050-20 [AN14.5 (4-5)-1]	B267389	09/28/20

Prep Method: SW-846 3050B **Analytical Method: SW-846 6010D**

Lab Number [Field ID]	Batch	Initial [g]	Final [mL]	Date
20I1050-18 [AN14.5 (1-1.5)-1]	B267122	1.57	50.0	09/23/20
20I1050-19 [AN14.5 (2-4)-1]	B267122	1.50	50.0	09/23/20
20I1050-20 [AN14.5 (4-5)-1]	B267122	1.50	50.0	09/23/20

Prep Method: SW-846 3540C **Analytical Method: SW-846 8082A**

Lab Number [Field ID]	Batch	Initial [g]	Final [mL]	Date
20I1050-01 [AF20 (1-1.5)-1]	B266990	10.1	10.0	09/22/20
20I1050-02 [AF20 (2-4)-1]	B266990	10.3	10.0	09/22/20
20I1050-03 [AF20 (5-7)-1]	B266990	10.2	10.0	09/22/20
20I1050-04 [AH20 (0.5-1)-1]	B266990	10.3	10.0	09/22/20
20I1050-05 [AH20 (2-4)-1]	B266990	10.6	10.0	09/22/20
20I1050-06 [AH20 (5-7)-1]	B266990	10.4	10.0	09/22/20
20I1050-07 [Y16.5 (3-3.5)-1]	B266990	10.3	10.0	09/22/20
20I1050-08 [AF12 (1-1.5)-1]	B266990	10.6	10.0	09/22/20
20I1050-09 [AF12 (2-4)-1]	B266990	10.8	10.0	09/22/20
20I1050-10 [AF12 (4-5)-1]	B266990	10.1	10.0	09/22/20
20I1050-11 [AF14 (1-1.5)-1]	B266990	10.6	10.0	09/22/20
20I1050-12 [AF14 (2-4)-1]	B266990	10.4	10.0	09/22/20
20I1050-13 [AF14 (4-5)-1]	B266990	10.2	10.0	09/22/20
20I1050-14 [AF14 (5-6)-1]	B266990	10.9	10.0	09/22/20
20I1050-15 [AQ12 (1-1.5)-1]	B266990	10.6	10.0	09/22/20
20I1050-16 [AQ12 (2-4)-1]	B266990	10.6	10.0	09/22/20
20I1050-17 [AQ12 (4-5)-1]	B266990	10.1	10.0	09/22/20
20I1050-18 [AN14.5 (1-1.5)-1]	B266990	10.4	10.0	09/22/20
20I1050-19 [AN14.5 (2-4)-1]	B266990	10.6	10.0	09/22/20
20I1050-20 [AN14.5 (4-5)-1]	B266990	10.5	10.0	09/22/20

con-test® ANALYTICAL LABORATORY

39 Spruce Street * East Longmeadow, MA 01028 * FAX 413/525-6405 * TEL. 413/525-2332

QUALITY CONTROL

Polychlorinated Biphenyls with 3540 Soxhlet Extraction - Quality Control

Analyte	Result	Reporting Limit	Units	Spike Level	Source Result	%REC	%REC Limits	RPD	RPD Limit	Notes
Batch B266990 - SW-846 3540C										
Blank (B266990-BLK1)				Prepared: 09/22/20 Analyzed: 09/29/20						
Aroclor-1016	ND	0.020	mg/Kg wet							
Aroclor-1016 [2C]	ND	0.020	mg/Kg wet							
Aroclor-1221	ND	0.020	mg/Kg wet							
Aroclor-1221 [2C]	ND	0.020	mg/Kg wet							
Aroclor-1232	ND	0.020	mg/Kg wet							
Aroclor-1232 [2C]	ND	0.020	mg/Kg wet							
Aroclor-1242	ND	0.020	mg/Kg wet							
Aroclor-1242 [2C]	ND	0.020	mg/Kg wet							
Aroclor-1248	ND	0.020	mg/Kg wet							
Aroclor-1248 [2C]	ND	0.020	mg/Kg wet							
Aroclor-1254	ND	0.020	mg/Kg wet							
Aroclor-1254 [2C]	ND	0.020	mg/Kg wet							
Aroclor-1260	ND	0.020	mg/Kg wet							
Aroclor-1260 [2C]	ND	0.020	mg/Kg wet							
Aroclor-1262	ND	0.020	mg/Kg wet							
Aroclor-1262 [2C]	ND	0.020	mg/Kg wet							
Aroclor-1268	ND	0.020	mg/Kg wet							
Aroclor-1268 [2C]	ND	0.020	mg/Kg wet							
Surrogate: Decachlorobiphenyl	*0.219*		mg/Kg wet	0.200		109	30-150			
Surrogate: Decachlorobiphenyl [2C]	*0.217*		mg/Kg wet	0.200		108	30-150			
Surrogate: Tetrachloro-m-xylene	*0.184*		mg/Kg wet	0.200		91.9	30-150			
Surrogate: Tetrachloro-m-xylene [2C]	*0.172*		mg/Kg wet	0.200		85.9	30-150			
LCS (B266990-BS1)				Prepared: 09/22/20 Analyzed: 09/29/20						
Aroclor-1016	0.17	0.020	mg/Kg wet	0.200		84.5	40-140			
Aroclor-1016 [2C]	0.15	0.020	mg/Kg wet	0.200		74.7	40-140			
Aroclor-1260	0.16	0.020	mg/Kg wet	0.200		82.3	40-140			
Aroclor-1260 [2C]	0.15	0.020	mg/Kg wet	0.200		73.9	40-140			
Surrogate: Decachlorobiphenyl	*0.209*		mg/Kg wet	0.200		105	30-150			
Surrogate: Decachlorobiphenyl [2C]	*0.205*		mg/Kg wet	0.200		103	30-150			
Surrogate: Tetrachloro-m-xylene	*0.183*		mg/Kg wet	0.200		91.3	30-150			
Surrogate: Tetrachloro-m-xylene [2C]	*0.169*		mg/Kg wet	0.200		84.3	30-150			
LCS Dup (B266990-BSD1)				Prepared: 09/22/20 Analyzed: 09/29/20						
Aroclor-1016	0.18	0.020	mg/Kg wet	0.200		89.5	40-140	5.68	30	
Aroclor-1016 [2C]	0.16	0.020	mg/Kg wet	0.200		79.2	40-140	5.87	30	
Aroclor-1260	0.18	0.020	mg/Kg wet	0.200		90.4	40-140	9.34	30	
Aroclor-1260 [2C]	0.16	0.020	mg/Kg wet	0.200		81.6	40-140	9.83	30	
Surrogate: Decachlorobiphenyl	*0.227*		mg/Kg wet	0.200		114	30-150			
Surrogate: Decachlorobiphenyl [2C]	*0.224*		mg/Kg wet	0.200		112	30-150			
Surrogate: Tetrachloro-m-xylene	*0.186*		mg/Kg wet	0.200		93.0	30-150			
Surrogate: Tetrachloro-m-xylene [2C]	*0.174*		mg/Kg wet	0.200		86.9	30-150			

con-test® ANALYTICAL LABORATORY

39 Spruce Street * East Longmeadow, MA 01028 * FAX 413/525-6405 * TEL. 413/525-2332

QUALITY CONTROL

Polychlorinated Biphenyls with 3540 Soxhlet Extraction - Quality Control

Analyte	Result	Reporting Limit	Units	Spike Level	Source Result	%REC		%REC Limits	RPD	RPD Limit	Notes
Batch B266990 - SW-846 3540C											
Matrix Spike (B266990-MS1)		**Source: 20I1050-01**		Prepared: 09/22/20 Analyzed: 09/29/20							
Aroclor-1016	0.31	0.084	mg/Kg dry	0.210	ND	**149**	*	40-140			MS-21
Aroclor-1016 [2C]	0.28	0.084	mg/Kg dry	0.210	ND	132		40-140			
Aroclor-1260	0.19	0.084	mg/Kg dry	0.210	ND	88.7		40-140			
Aroclor-1260 [2C]	0.16	0.084	mg/Kg dry	0.210	ND	76.4		40-140			
Surrogate: Decachlorobiphenyl	*0.187*		mg/Kg dry	0.210		88.9		30-150			
Surrogate: Decachlorobiphenyl [2C]	*0.176*		mg/Kg dry	0.210		83.9		30-150			
Surrogate: Tetrachloro-m-xylene	*0.187*		mg/Kg dry	0.210		88.8		30-150			
Surrogate: Tetrachloro-m-xylene [2C]	*0.164*		mg/Kg dry	0.210		78.1		30-150			
Matrix Spike Dup (B266990-MSD1)		**Source: 20I1050-01**		Prepared: 09/22/20 Analyzed: 09/29/20							
Aroclor-1016	0.34	0.082	mg/Kg dry	0.206	ND	**165**	*	40-140	7.79	50	MS-21
Aroclor-1016 [2C]	0.29	0.082	mg/Kg dry	0.206	ND	138		40-140	3.07	50	
Aroclor-1260	0.25	0.082	mg/Kg dry	0.206	ND	123		40-140	30.6	50	
Aroclor-1260 [2C]	0.20	0.082	mg/Kg dry	0.206	ND	97.4		40-140	22.3	50	
Surrogate: Decachlorobiphenyl	*0.239*		mg/Kg dry	0.206		116		30-150			
Surrogate: Decachlorobiphenyl [2C]	*0.219*		mg/Kg dry	0.206		106		30-150			
Surrogate: Tetrachloro-m-xylene	*0.255*		mg/Kg dry	0.206		123		30-150			
Surrogate: Tetrachloro-m-xylene [2C]	*0.219*		mg/Kg dry	0.206		106		30-150			

con-test® ANALYTICAL LABORATORY

39 Spruce Street * East Longmeadow, MA 01028 * FAX 413/525-6405 * TEL. 413/525-2332

QUALITY CONTROL

Metals Analyses (Total) - Quality Control

Analyte	Result	Reporting Limit	Units	Spike Level	Source Result	%REC		%REC Limits	RPD	RPD Limit	Notes
Batch B267122 - SW-846 3050B											
Blank (B267122-BLK1)				Prepared: 09/23/20 Analyzed: 09/25/20							
Lead	ND	0.50	mg/Kg wet								
LCS (B267122-BS1)				Prepared: 09/23/20 Analyzed: 09/25/20							
Lead	91.7	1.5	mg/Kg wet	92.3		99.3		83.1-117			
LCS Dup (B267122-BSD1)				Prepared: 09/23/20 Analyzed: 09/25/20							
Lead	84.8	1.5	mg/Kg wet	92.3		91.9		83.1-117	7.81	30	
Reference (B267122-SRM1) MRL Check				Prepared: 09/23/20 Analyzed: 09/25/20							
Lead	0.635	0.52	mg/Kg wet	0.516		**123**	*	80-120			L-10

con-test® ANALYTICAL LABORATORY

39 Spruce Street * East Longmeadow, MA 01028 * FAX 413/525-6405 * TEL. 413/525-2332

IDENTIFICATION SUMMARY FOR SINGLE COMPONENT ANALYTES

SW-846 8082A

AF20 (1-1.5)-1

Lab Sample ID: 20I1050-01 Date(s) Analyzed: 09/29/2020 09/29/2020

Instrument ID (1): ECD 9 Instrument ID (2): ECD 9

GC Column (1): ID: (mm) GC Column (2): ID: (mm)

ANALYTE	COL	RT	RT WINDOW		CONCENTRATION	%RPD
			FROM	TO		
Aroclor-1248	1	0.000	-0.030	0.030	0.15	
	2	0.000	-0.030	0.030	0.19	23.5

con-test® ANALYTICAL LABORATORY

39 Spruce Street * East Longmeadow, MA 01028 * FAX 413/525-6405 * TEL. 413/525-2332

IDENTIFICATION SUMMARY FOR SINGLE COMPONENT ANALYTES

SW-846 8082A

AF20 (5-7)-1

Lab Sample ID: 20I1050-03

Date(s) Analyzed: 09/30/2020 09/30/2020

Instrument ID (1): ECD 9

Instrument ID (2): ECD 9

GC Column (1): ID: (mm)

GC Column (2): ID: (mm)

ANALYTE	COL	RT	RT WINDOW		CONCENTRATION	%RPD
			FROM	TO		
Aroclor-1242	1	0.000	-0.030	0.030	1100	
	2	0.000	-0.030	0.030	1200	8.7

con-test® ANALYTICAL LABORATORY

39 Spruce Street * East Longmeadow, MA 01028 * FAX 413/525-6405 * TEL. 413/525-2332

IDENTIFICATION SUMMARY FOR SINGLE COMPONENT ANALYTES

SW-846 8082A

AH20 (0.5-1)-1

Lab Sample ID: 20I1050-04

Date(s) Analyzed: 09/29/2020 09/29/2020

Instrument ID (1): ECD 9

Instrument ID (2): ECD 9

GC Column (1): ID: (mm)

GC Column (2): ID: (mm)

ANALYTE	COL	RT	RT WINDOW		CONCENTRATION	%RPD
			FROM	TO		
Aroclor-1248	1	0.000	-0.030	0.030	0.18	
	2	0.000	-0.030	0.030	0.17	5.7
Aroclor-1254	1	0.000	-0.030	0.030	0.13	
	2	0.000	-0.030	0.030	0.12	8.0

con-test® ANALYTICAL LABORATORY

39 Spruce Street * East Longmeadow, MA 01028 * FAX 413/525-6405 * TEL. 413/525-2332

IDENTIFICATION SUMMARY FOR SINGLE COMPONENT ANALYTES

SW-846 8082A

AH20 (2-4)-1

Lab Sample ID: 20I1050-05

Date(s) Analyzed: 09/29/2020 09/29/2020

Instrument ID (1): ECD 9

Instrument ID (2): ECD 9

GC Column (1): ID: (mm)

GC Column (2): ID: (mm)

ANALYTE	COL	RT	RT WINDOW		CONCENTRATION	%RPD
			FROM	TO		
Aroclor-1248	1	0.000	-0.030	0.030	0.17	
	2	0.000	-0.030	0.030	0.14	19.4
Aroclor-1254	1	0.000	-0.030	0.030	0.092	
	2	0.000	-0.030	0.030	0.10	8.3

con-test® ANALYTICAL LABORATORY

39 Spruce Street * East Longmeadow, MA 01028 * FAX 413/525-6405 * TEL. 413/525-2332

IDENTIFICATION SUMMARY FOR SINGLE COMPONENT ANALYTES

SW-846 8082A

AH20 (5-7)-1

Lab Sample ID: 20I1050-06

Date(s) Analyzed: 09/30/2020 09/30/2020

Instrument ID (1): ECD 9

Instrument ID (2): ECD 9

GC Column (1): ID: (mm)

GC Column (2): ID: (mm)

ANALYTE	COL	RT	RT WINDOW		CONCENTRATION	%RPD
			FROM	TO		
Aroclor-1242	1	0.000	-0.030	0.030	26	
	2	0.000	-0.030	0.030	23	12.2

con-test® ANALYTICAL LABORATORY

39 Spruce Street * East Longmeadow, MA 01028 * FAX 413/525-6405 * TEL. 413/525-2332

IDENTIFICATION SUMMARY FOR SINGLE COMPONENT ANALYTES

SW-846 8082A

Y16.5 (3-3.5)-1

Lab Sample ID: 20I1050-07

Date(s) Analyzed: 09/30/2020 09/30/2020

Instrument ID (1): ECD 9

Instrument ID (2): ECD 9

GC Column (1): ID: (mm)

GC Column (2): ID: (mm)

ANALYTE	COL	RT	RT WINDOW		CONCENTRATION	%RPD
			FROM	TO		
Aroclor-1248	1	0.000	-0.030	0.030	31	
	2	0.000	-0.030	0.030	31	0.0

con-test® ANALYTICAL LABORATORY

39 Spruce Street * East Longmeadow, MA 01028 * FAX 413/525-6405 * TEL. 413/525-2332

IDENTIFICATION SUMMARY FOR SINGLE COMPONENT ANALYTES

SW-846 8082A

AF12 (1-1.5)-1

Lab Sample ID: 20I1050-08

Date(s) Analyzed: 09/29/2020 09/29/2020

Instrument ID (1): ECD 9

Instrument ID (2): ECD 9

GC Column (1): ID: (mm)

GC Column (2): ID: (mm)

ANALYTE	COL	RT	RT WINDOW		CONCENTRATION	%RPD
			FROM	TO		
Aroclor-1248	1	0.000	-0.030	0.030	0.34	
	2	0.000	-0.030	0.030	0.31	9.2

con-test® ANALYTICAL LABORATORY

39 Spruce Street * East Longmeadow, MA 01028 * FAX 413/525-6405 * TEL. 413/525-2332

IDENTIFICATION SUMMARY FOR SINGLE COMPONENT ANALYTES

SW-846 8082A

AF12 (2-4)-1

Lab Sample ID: 20I1050-09

Date(s) Analyzed: 09/30/2020 09/30/2020

Instrument ID (1): ECD 9

Instrument ID (2): ECD 9

GC Column (1): ID: (mm)

GC Column (2): ID: (mm)

ANALYTE	COL	RT	RT WINDOW		CONCENTRATION	%RPD
			FROM	TO		
Aroclor-1242	1	0.000	-0.030	0.030	3.2	
	2	0.000	-0.030	0.030	3.0	6.5

con-test® ANALYTICAL LABORATORY

39 Spruce Street * East Longmeadow, MA 01028 * FAX 413/525-6405 * TEL. 413/525-2332

IDENTIFICATION SUMMARY FOR SINGLE COMPONENT ANALYTES

SW-846 8082A

AF12 (4-5)-1

Lab Sample ID: 20I1050-10

Date(s) Analyzed: 09/30/2020 09/30/2020

Instrument ID (1): ECD 9

Instrument ID (2): ECD 9

GC Column (1): ID: (mm)

GC Column (2): ID: (mm)

ANALYTE	COL	RT	RT WINDOW		CONCENTRATION	%RPD
			FROM	TO		
Aroclor-1242	1	0.000	-0.030	0.030	2.6	
	2	0.000	-0.030	0.030	2.4	8.0

con-test® ANALYTICAL LABORATORY

39 Spruce Street * East Longmeadow, MA 01028 * FAX 413/525-6405 * TEL. 413/525-2332

IDENTIFICATION SUMMARY FOR SINGLE COMPONENT ANALYTES

SW-846 8082A

AF14 (1-1.5)-1

Lab Sample ID: 20I1050-11

Date(s) Analyzed: 09/30/2020 09/30/2020

Instrument ID (1): ECD 9

Instrument ID (2): ECD 9

GC Column (1): ID: (mm)

GC Column (2): ID: (mm)

ANALYTE	COL	RT	RT WINDOW		CONCENTRATION	%RPD
			FROM	TO		
Aroclor-1248	1	0.000	-0.030	0.030	4.3	
	2	0.000	-0.030	0.030	4.2	2.4

con-test® ANALYTICAL LABORATORY

39 Spruce Street * East Longmeadow, MA 01028 * FAX 413/525-6405 * TEL. 413/525-2332

IDENTIFICATION SUMMARY FOR SINGLE COMPONENT ANALYTES

SW-846 8082A

AF14 (2-4)-1

Lab Sample ID: 20I1050-12

Date(s) Analyzed: 09/30/2020 09/30/2020

Instrument ID (1): ECD 9

Instrument ID (2): ECD 9

GC Column (1): ID: (mm)

GC Column (2): ID: (mm)

ANALYTE	COL	RT	RT WINDOW		CONCENTRATION	%RPD
			FROM	TO		
Aroclor-1242	1	0.000	-0.030	0.030	140	
	2	0.000	-0.030	0.030	140	0.0

con-test® ANALYTICAL LABORATORY

39 Spruce Street * East Longmeadow, MA 01028 * FAX 413/525-6405 * TEL. 413/525-2332

IDENTIFICATION SUMMARY FOR SINGLE COMPONENT ANALYTES

SW-846 8082A

AF14 (4-5)-1

Lab Sample ID: 20I1050-13

Date(s) Analyzed: 09/30/2020 09/30/2020

Instrument ID (1): ECD 9

Instrument ID (2): ECD 9

GC Column (1): ID: (mm)

GC Column (2): ID: (mm)

ANALYTE	COL	RT	RT WINDOW		CONCENTRATION	%RPD
			FROM	TO		
Aroclor-1242	1	0.000	-0.030	0.030	500	
	2	0.000	-0.030	0.030	470	6.2

con-test® ANALYTICAL LABORATORY
39 Spruce Street * East Longmeadow, MA 01028 * FAX 413/525-6405 * TEL. 413/525-2332

IDENTIFICATION SUMMARY FOR SINGLE COMPONENT ANALYTES

SW-846 8082A

AF14 (5-6)-1

Lab Sample ID: 20I1050-14 Date(s) Analyzed: 09/30/2020 09/30/2020

Instrument ID (1): ECD 9 Instrument ID (2): ECD 9

GC Column (1): ID: (mm) GC Column (2): ID: (mm)

ANALYTE	COL	RT	RT WINDOW		CONCENTRATION	%RPD
			FROM	TO		
Aroclor-1248	1	0.000	-0.030	0.030	34	
	2	0.000	-0.030	0.030	33	3.0

con-test® ANALYTICAL LABORATORY

39 Spruce Street * East Longmeadow, MA 01028 * FAX 413/525-6405 * TEL. 413/525-2332

IDENTIFICATION SUMMARY FOR SINGLE COMPONENT ANALYTES

SW-846 8082A

AQ12 (1-1.5)-1

Lab Sample ID: 20I1050-15

Date(s) Analyzed: 09/30/2020 09/30/2020

Instrument ID (1): ECD 9

Instrument ID (2): ECD 9

GC Column (1): ID: (mm)

GC Column (2): ID: (mm)

ANALYTE	COL	RT	RT WINDOW		CONCENTRATION	%RPD
			FROM	TO		
Aroclor-1248	1	0.000	-0.030	0.030	57	
	2	0.000	-0.030	0.030	55	3.6

con-test® ANALYTICAL LABORATORY

39 Spruce Street * East Longmeadow, MA 01028 * FAX 413/525-6405 * TEL. 413/525-2332

IDENTIFICATION SUMMARY FOR SINGLE COMPONENT ANALYTES

SW-846 8082A

AQ12 (4-5)-1

Lab Sample ID: 20I1050-17

Date(s) Analyzed: 09/29/2020 09/29/2020

Instrument ID (1): ECD 9

Instrument ID (2): ECD 9

GC Column (1): ID: (mm)

GC Column (2): ID: (mm)

ANALYTE	COL	RT	RT WINDOW		CONCENTRATION	%RPD
			FROM	TO		
Aroclor-1248	1	0.000	-0.030	0.030	2.0	
	2	0.000	-0.030	0.030	1.9	5.1

con-test® ANALYTICAL LABORATORY

39 Spruce Street * East Longmeadow, MA 01028 * FAX 413/525-6405 * TEL. 413/525-2332

IDENTIFICATION SUMMARY FOR SINGLE COMPONENT ANALYTES

SW-846 8082A

AN14.5 (1-1.5)-1

Lab Sample ID: 20I1050-18

Date(s) Analyzed: 09/30/2020 09/30/2020

Instrument ID (1): ECD 9

Instrument ID (2): ECD 9

GC Column (1): ID: (mm)

GC Column (2): ID: (mm)

ANALYTE	COL	RT	RT WINDOW		CONCENTRATION	%RPD
			FROM	TO		
Aroclor-1248	1	0.000	-0.030	0.030	2.5	
	2	0.000	-0.030	0.030	2.4	4.1

con-test® ANALYTICAL LABORATORY

39 Spruce Street * East Longmeadow, MA 01028 * FAX 413/525-6405 * TEL. 413/525-2332

IDENTIFICATION SUMMARY FOR SINGLE COMPONENT ANALYTES

SW-846 8082A

AN14.5 (2-4)-1

Lab Sample ID: 20I1050-19

Date(s) Analyzed: 09/30/2020 09/30/2020

Instrument ID (1): ECD 9

Instrument ID (2): ECD 9

GC Column (1): ID: (mm)

GC Column (2): ID: (mm)

ANALYTE	COL	RT	RT WINDOW		CONCENTRATION	%RPD
			FROM	TO		
Aroclor-1242	1	0.000	-0.030	0.030	540	
	2	0.000	-0.030	0.030	520	3.8

con-test® ANALYTICAL LABORATORY

39 Spruce Street * East Longmeadow, MA 01028 * FAX 413/525-6405 * TEL. 413/525-2332

IDENTIFICATION SUMMARY FOR SINGLE COMPONENT ANALYTES

SW-846 8082A

AN14.5 (4-5)-1

Lab Sample ID: 20I1050-20

Date(s) Analyzed: 09/30/2020 09/30/2020

Instrument ID (1): ECD 9

Instrument ID (2): ECD 9

GC Column (1): ID: (mm)

GC Column (2): ID: (mm)

ANALYTE	COL	RT	RT WINDOW		CONCENTRATION	%RPD
			FROM	TO		
Aroclor-1242	1	0.000	-0.030	0.030	180	
	2	0.000	-0.030	0.030	150	18.2

con-test® ANALYTICAL LABORATORY

39 Spruce Street * East Longmeadow, MA 01028 * FAX 413/525-6405 * TEL. 413/525-2332

IDENTIFICATION SUMMARY FOR SINGLE COMPONENT ANALYTES

SW-846 8082A

LCS

Lab Sample ID: B266990-BS1

Date(s) Analyzed: 09/29/2020 09/29/2020

Instrument ID (1): ECD 9

Instrument ID (2): ECD 9

GC Column (1): ID: (mm)

GC Column (2): ID: (mm)

ANALYTE	COL	RT	RT WINDOW		CONCENTRATION	%RPD
			FROM	TO		
Aroclor-1016	1	0.000	-0.030	0.030	0.17	
	2	0.000	-0.030	0.030	0.15	12.5
Aroclor-1260	1	0.000	-0.030	0.030	0.16	
	2	0.000	-0.030	0.030	0.15	12.5

con-test® ANALYTICAL LABORATORY

39 Spruce Street * East Longmeadow, MA 01028 * FAX 413/525-6405 * TEL. 413/525-2332

IDENTIFICATION SUMMARY FOR SINGLE COMPONENT ANALYTES

SW-846 8082A

LCS Dup

Lab Sample ID: B266990-BSD1 Date(s) Analyzed: 09/29/2020 09/29/2020

Instrument ID (1): ECD 9 Instrument ID (2): ECD 9

GC Column (1): ID: (mm) GC Column (2): ID: (mm)

ANALYTE	COL	RT	RT WINDOW		CONCENTRATION	%RPD
			FROM	TO		
Aroclor-1016	1	0.000	-0.030	0.030	0.18	
	2	0.000	-0.030	0.030	0.16	11.8
Aroclor-1260	1	0.000	-0.030	0.030	0.18	
	2	0.000	-0.030	0.030	0.16	11.8

con-test® ANALYTICAL LABORATORY

39 Spruce Street * East Longmeadow, MA 01028 * FAX 413/525-6405 * TEL. 413/525-2332

IDENTIFICATION SUMMARY FOR SINGLE COMPONENT ANALYTES

SW-846 8082A

Matrix Spike

Lab Sample ID: B266990-MS1 Date(s) Analyzed: 09/29/2020 09/29/2020

Instrument ID (1): ECD 9 Instrument ID (2): ECD 9

GC Column (1): ID: (mm) GC Column (2): ID: (mm)

ANALYTE	COL	RT	RT WINDOW		CONCENTRATION	%RPD
			FROM	TO		
Aroclor-1016	1	0.000	-0.030	0.030	0.31	
	2	0.000	-0.030	0.030	0.28	10.2
Aroclor-1260	1	0.000	-0.030	0.030	0.19	
	2	0.000	-0.030	0.030	0.16	17.1

con-test® ANALYTICAL LABORATORY

39 Spruce Street * East Longmeadow, MA 01028 * FAX 413/525-6405 * TEL. 413/525-2332

IDENTIFICATION SUMMARY FOR SINGLE COMPONENT ANALYTES

SW-846 8082A

Matrix Spike Dup

Lab Sample ID: B266990-MSD1 Date(s) Analyzed: 09/29/2020 09/29/2020

Instrument ID (1): ECD 9 Instrument ID (2): ECD 9

GC Column (1): ID: (mm) GC Column (2): ID: (mm)

ANALYTE	COL	RT	RT WINDOW		CONCENTRATION	%RPD
			FROM	TO		
Aroclor-1016	1	0.000	-0.030	0.030	0.34	
	2	0.000	-0.030	0.030	0.29	15.9
Aroclor-1260	1	0.000	-0.030	0.030	0.25	
	2	0.000	-0.030	0.030	0.20	22.2

con-test® ANALYTICAL LABORATORY

39 Spruce Street * East Longmeadow, MA 01028 * FAX 413/525-6405 * TEL. 413/525-2332

FLAG/QUALIFIER SUMMARY

*	QC result is outside of established limits.
†	Wide recovery limits established for difficult compound.
‡	Wide RPD limits established for difficult compound.
#	Data exceeded client recommended or regulatory level
ND	Not Detected
RL	Reporting Limit is at the level of quantitation (LOQ)
DL	Detection Limit is the lower limit of detection determined by the MDL study
MCL	Maximum Contaminant Level
	Percent recoveries and relative percent differences (RPDs) are determined by the software using values in the calculation which have not been rounded.
	No results have been blank subtracted unless specified in the case narrative section.
L-10	The reporting limit verification for the AIHA lead program is outside of control limits for this element. Any reported result at or near the detection limit may be bias on the high side.
MS-21	Matrix spike and/or spike duplicate recovery bias high due to contribution of other Aroclors present in the source sample.
S-01	The surrogate recovery for this sample is not available due to sample dilution below the surrogate reporting limit required from high analyte concentration and/or matrix interferences.

39 Spruce Street * East Longmeadow, MA 01028 * FAX 413/525-6405 * TEL. 413/525-2332

CERTIFICATIONS

Certified Analyses included in this Report

Analyte	Certifications
SW-846 6010D in Soil	
Lead	CT,NH,NY,AIHA,ME,VA,NC
SW-846 8082A in Soil	
Aroclor-1016	CT,NH,NY,ME,NC,VA,PA
Aroclor-1016 [2C]	CT,NH,NY,ME,NC,VA,PA
Aroclor-1221	CT,NH,NY,ME,NC,VA,PA
Aroclor-1221 [2C]	CT,NH,NY,ME,NC,VA,PA
Aroclor-1232	CT,NH,NY,ME,NC,VA,PA
Aroclor-1232 [2C]	CT,NH,NY,ME,NC,VA,PA
Aroclor-1242	CT,NH,NY,ME,NC,VA,PA
Aroclor-1242 [2C]	CT,NH,NY,ME,NC,VA,PA
Aroclor-1248	CT,NH,NY,ME,NC,VA,PA
Aroclor-1248 [2C]	CT,NH,NY,ME,NC,VA,PA
Aroclor-1254	CT,NH,NY,ME,NC,VA,PA
Aroclor-1254 [2C]	CT,NH,NY,ME,NC,VA,PA
Aroclor-1260	CT,NH,NY,ME,NC,VA,PA
Aroclor-1260 [2C]	CT,NH,NY,ME,NC,VA,PA
Aroclor-1262	NY,NC,VA,PA
Aroclor-1262 [2C]	NY,NC,VA,PA
Aroclor-1268	NY,NC,VA,PA
Aroclor-1268 [2C]	NY,NC,VA,PA

The CON-TEST Environmental Laboratory operates under the following certifications and accreditations:

Code	Description	Number	Expires
AIHA	AIHA-LAP, LLC - ISO17025:2017	100033	03/1/2022
MA	Massachusetts DEP	M-MA100	06/30/2021
CT	Connecticut Department of Publilc Health	PH-0567	09/30/2021
NY	New York State Department of Health	10899 NELAP	04/1/2021
NH-S	New Hampshire Environmental Lab	2516 NELAP	02/5/2021
RI	Rhode Island Department of Health	LAO00112	12/30/2020
NC	North Carolina Div. of Water Quality	652	12/31/2020
NJ	New Jersey DEP	MA007 NELAP	06/30/2021
FL	Florida Department of Health	E871027 NELAP	06/30/2021
VT	Vermont Department of Health Lead Laboratory	LL015036	07/30/2021
ME	State of Maine	2011028	06/9/2021
VA	Commonwealth of Virginia	460217	12/14/2020
NH-P	New Hampshire Environmental Lab	2557 NELAP	09/6/2021
VT-DW	Vermont Department of Health Drinking Water	VT-255716	06/12/2021
NC-DW	North Carolina Department of Health	25703	07/31/2021
PA	Commonwealth of Pennsylvania DEP	68-05812	06/30/2021
MI	Dept. of Env, Great Lakes, and Energy	9100	09/6/2021

20I1050

http://www.contestlabs.com

Doc # 381 Rev 2_06262019

con-test ANALYTICAL LABORATORY

Phone: 413-525-2332
Fax: 413-525-6405
Email: info@contestlabs.com

CHAIN OF CUSTODY RECORD

39 Spruce Street
East Longmeadow, MA 01028

Page 1 of 6

Company Name:	AECOM
Address:	500 Enterprise Drive, 1A, Rocky Hill, CT 06067
Phone:	860-263-5781
Project Name:	Greenwich High School
Project Location:	Greenwich, CT
Project Number:	60432356
Project Manager:	Kaitlyn Feliciano
Con-Test Quote Name/Number:	Q-20191217
Invoice Recipient:	Dan Seremet, E. Doerfler
Sampled By:	C. Hayden

Requested Turnaround Time
7-Day ☑ 10-Day ☐
PFAS 10-Day (std) ☐ Due Date:

Rush-Approval Required
1-Day ☐ 3-Day ☐
2-Day ☐ 4-Day ☐

Dissolved Metals Samples
○ Field Filtered
○ Lab to Filter

Orthophosphate Samples
○ Field Filtered
○ Lab to Filter

Data Delivery
Format: PDF ☑ EXCEL ☑
Other: EDD - EQuis
CLP Like Data Pkg Required: ☐
Email To: elizabeth.doerfler@aecom.com, dan.seremet@aecom.com
Fax To #:

PCB ONLY
SOXHLET ☑
NON SOXHLET ☐

ANALYSIS REQUESTED

Con-Test Work Order#	Client Sample ID / Description	Beginning Date/Time	Ending Date/Time	COMP/GRAB	[1]Matrix Code	Conc Code	VIALS	GLASS	PLASTIC	BACTERIA	ENCORE	PCBs 8082	I	I	I
1	AF20(1-1.5)-1	9-18-20	0755	GRAB	S	U		1				X			
2	AF20(2-4)-1	↓	0810	↓	↓	↓		1				X			
3	AF20(5-7)-1		0855					1				X			
4	AH20(0.5-1)-1		1030					1				X			
5	AH20(2-4)-1		1050					1				X			
6	AH20(5-7)-1		1115					1				X			
7	Y16.5(3-3.5)-1		1320					1				X			
8	AF12(1-1.5)-1		1345					1				X			
9	AF12(2-4)-1		1347					1				X			
10	AF12(4-5)-1		1349					1				X			

[2] Preservation Code

Courier Use Only
Total Number Of:
VIALS
GLASS 10
PLASTIC
BACTERIA
ENCORE

Glassware in the fridge? Y / N
Glassware in freezer? Y / N
Prepackaged Cooler? Y / N
*Contest is not responsible for missing samples from prepacked coolers

[1] **Matrix Codes:**
GW = Ground Water
WW = Waste Water
DW = Drinking Water
A = Air
S = Soil
SL = Sludge
SOL = Solid
O = Other (please define)

[2] **Preservation Codes:**
I = Iced
H = HCL
M = Methanol
N = Nitric Acid
S = Sulfuric Acid
B = Sodium Bisulfate
X = Sodium Hydroxide
T = Sodium Thiosulfate
O = Other (please define)

Relinquished by: (signature)	Date/Time:
C. Hayden	9.18.20/1500
Received by: (signature)	Date/Time:
[signature]	9/18/20 1500
Relinquished by: (signature)	Date/Time:
[signature]	9/18/20 [illegible]
Received by: (signature)	Date/Time:
Everett MA 4.3, 5.9	9/18/20 2000
Relinquished by: (signature)	Date/Time:
Received by: (signature)	Date/Time:
Relinquished by: (signature)	Date/Time:
Received by: (signature)	Date/Time:

Client Comments:

Detection Limit Requirements
MA
CT CT RSR GA PMC, R DEC
Other:

Special Requirements
☐ MA MCP Required
MCP Certification Form Required
☑ CT RCP Required
RCP Certification Form Required
☐ MA State DW Required
PWSID #

Please use the following codes to indicate possible sample concentration within the Conc Code column above:
H - High; M - Medium; L - Low; C - Clean; U - Unknown

HFLAC and AIHA-LAP, LLC Accredited

Project Entity
Government ☐ Municipality ☑ MWRA ☐ WRTA ☐
Federal ☐ 21 J ☐ School ☐
City ☐ Brownfield ☐ MBTA ☐

Other
☐ Chromatogram
☐ AIHA-LAP,LLC

Lab Comments:

Disclaimer: Con-Test Labs is not responsible for any omitted information on the Chain of Custody. The Chain of Custody is a legal document that must be complete and accurate and is used to determine what analyses the laboratory will perform. Any missing information is not the laboratory's responsibility. Con Test values your partnership on each project and will try to assist with missing information, but will not be held accountable.

Table of Contents

20I1050

con-test ANALYTICAL LABORATORY

Phone: 413-525-2332
Fax: 413-525-6405
Email: info@contestlabs.com

http://www.contestlabs.com

CHAIN OF CUSTODY RECORD

39 Spruce Street
East Longmeadow, MA 01028

Doc # 381 Rev 2_06262019

Company Name:	AECOM
Address:	500 Enterprise Drive, 1A, Rocky Hill, CT 06067
Phone:	860-263-5781
Project Name:	Greenwich High School
Project Location:	Greenwich, CT
Project Number:	60432356
Project Manager:	Kaitlyn Feliciano
Con-Test Quote Name/Number:	Q-20191217
Invoice Recipient:	Dan Seremet, E. Doerfler
Sampled By:	C. Hayden

Requested Turnaround Time: 7-Day ☑ 10-Day ☐ PFAS 10-Day (std) ☐ Due Date:

Rush-Approval Required: 1-Day ☐ 3-Day ☐ 2-Day ☐ 4-Day ☐

Dissolved Metals Samples: ○ Field Filtered ○ Lab to Filter

Orthophosphate Samples: ○ Field Filtered ○ Lab to Filter

Data Delivery: Format: PDF ☑ EXCEL ☑
Other: EDD - EQuis
CLP Like Data Pkg Required: ☐
Email To: elizabeth.doerfler@aecom.com, dan.seremet@aecom.com
Fax To #:

PCB ONLY
SOXHLET ☑
NON SOXHLET ☐

ANALYSIS REQUESTED

Con-Test Work Order#	Client Sample ID / Description	Beginning Date/Time	Ending Date/Time	COMP/GRAB	[1]Matrix Code	Conc Code	VIALS	GLASS	PLASTIC	BACTERIA	ENCORE	PCBs 8082	PS
	AF12(5-6)-1	9-18-20	1351	GRAB	S	U		1				X	
11	AF14(1-1.5)-1	↓	1321	↓	↓	↓		1				X	
12	AF14(2-4)-1		1319					1				X	
13	AF14(4-5)-1		1313					1				X	
14	AF14(5-6)-1		1315					1				X	
15	AQ12(1-1.5)-1		1219					1				X	
16	AQ12(2-4)-1		1217					1				X	
17	AQ12(4-5)-1		1215					1				X	
	AQ12(5-6)-1		1213					1				X	
18	AN14.5(1-1.5)-1	↓	1055	↓	↓	↓		1				X	X

Relinquished by: (signature)	Date/Time:
[signature]	9-18-20 / 1500
Received by: (signature)	Date/Time:
[signature]	9/18/20 1500
Relinquished by: (signature)	Date/Time:
[signature]	9/18/20 8:00
Received by: (signature)	Date/Time:
[signature] 4.3, 5.9	9/18/20 2000
Relinquished by: (signature)	Date/Time:
Received by: (signature)	Date/Time:
Relinquished by: (signature)	Date/Time:
Received by: (signature)	Date/Time:

Client Comments: Hold Samples: AF12(5-6)-1, AQ12(5-6)-1

Detection Limit Requirements
MA
CT — CT RSR GA PMC, R DEC
Other:

Special Requirements
☐ MA MCP Required
MCP Certification Form Required
☑ CT RCP Required
RCP Certification Form Required
☐ MA State DW Required
PWSID #

Please use the following codes to indicate possible sample concentration within the Conc Code column above:
H - High; M - Medium; L - Low; C - Clean; U - Unknown

Project Entity
Government ☐ Municipality ☑ MWRA ☐ WRTA ☐
Federal ☐ 21 J ☐ School ☐
City ☐ Brownfield ☐ MBTA ☐

Other
☐ Chromatogram
☐ AIHA-LAP,LLC

[2] Preservation Code

Courier Use Only
Total Number Of:
VIALS
GLASS 10
PLASTIC
BACTERIA
ENCORE

Glassware in the fridge? Y / N
Glassware in freezer? Y / N
Prepackaged Cooler? Y / N
*Contest is not responsible for missing samples from prepacked coolers

[1] Matrix Codes:
GW = Ground Water
WW = Waste Water
DW = Drinking Water
A = Air
S = Soil
SL = Sludge
SOL = Solid
O = Other (please define)

[2] Preservation Codes:
I = Iced
H = HCL
M = Methanol
N = Nitric Acid
S = Sulfuric Acid
B = Sodium Bisulfate
X = Sodium Hydroxide
T = Sodium Thiosulfate
O = Other (please define)

Lab Comments:

Disclaimer: Con-Test Labs is not responsible for any omitted information on the Chain of Custody. The Chain of Custody is a legal document that must be complete and accurate and is used to determine wha analyses the laboratory will perform. Any missing information is not the laboratory's responsibility. Con Test values your partnership on each project and will try to assist with missing information, but will not be held accountable.

Table of Contents

20I1050

con-test® ANALYTICAL LABORATORY

Phone: 413-525-2332
Fax: 413-525-6405
Email: info@contestlabs.com

http://www.contestlabs.com

CHAIN OF CUSTODY RECORD

39 Spruce Street
East Longmeadow, MA 01028

Doc # 381 Rev 2_06262019

Company Name:	AECOM
Address:	500 Enterprise Drive, 1A, Rocky Hill, CT 06067
Phone:	860-263-5781
Project Name:	Greenwich High School
Project Location:	Greenwich, CT
Project Number:	60432356
Project Manager:	Kaitlyn Feliciano
Con-Test Quote Name/Number:	Q-20191217
Invoice Recipient:	Dan Seremet, E. Doerfler
Sampled By:	C. Hayden

Requested Turnaround Time: 7-Day ☑ 10-Day ☐ PFAS 10-Day (std) ☐ Due Date:

Rush-Approval Required: 1-Day ☐ 3-Day ☐ 2-Day ☐ 4-Day ☐

Dissolved Metals Samples: ○ Field Filtered ○ Lab to Filter

Orthophosphate Samples: ○ Field Filtered ○ Lab to Filter

Data Delivery: Format: PDF ☑ EXCEL ☑ Other: EDD - EQuis CLP Like Data Pkg Required: ☐ Email To: elizabeth.doerfler@aecom.com, dan.seremet@aecom.com Fax To #:

PCB ONLY: SOXHLET ☑ NON SOXHLET ☐

ANALYSIS REQUESTED

Con-Test Work Order#	Client Sample ID / Description	Beginning Date/Time	Ending Date/Time	COMP/GRAB	[1]Matrix Code	Conc Code	VIALS	GLASS	PLASTIC	BACTERIA	ENCORE	PCBs 8082	P6
19	AN14.5(2-4)-1	9-13-20	1052	GRAB	S	U		1				X	X
20	AN14.5(4-5)-1		1050					1				X	X
	AN14.5(5-6)-1		1045					1				X	X
	AM13(1-1.5)-1		0914					1				X	
	AM13(2-4)-1		0945					1				X	
	AM13(4-5)-1		0955					1				X	
	AM13(5-6)-1		0957					2				X	
	A013(1-1.5)-1		1146					1				X	
	A013(2-4)-1		1143					1				X	
	A013(4-5)-1		1140					1				X	

[2] Preservation Code

Courier Use Only
Total Number Of:
VIALS ____
GLASS 11
PLASTIC ____
BACTERIA ____
ENCORE ____

Glassware in the fridge? Y / N
Glassware in freezer? Y / N
Prepackaged Cooler? Y / N
*Contest is not responsible for missing samples from prepacked coolers

Relinquished by: (signature) C Hayden	Date/Time: 9/18/20 1500
Received by: (signature)	Date/Time: 9/18/20 1500
Relinquished by: (signature)	Date/Time: 9/18/20 8:00
Received by: (signature)	Date/Time: 9/18/20 2000
Relinquished by: (signature)	Date/Time:
Received by: (signature)	Date/Time:
Relinquished by: (signature)	Date/Time:
Received by: (signature)	Date/Time:

Client Comments: "AM13(5-6)-1" is MS/MSD Hold sample: AN14.5(5-6)-1, AM13(5-6)-1

Detection Limit Requirements: MA ____ ; CT CT RSR GA PMC, R DEC ; Other: ____

Special Requirements: ☐ MA MCP Required; MCP Certification Form Required; ☑ CT RCP Required; RCP Certification Form Required; ☐ MA State DW Required; PWSID #

Please use the following codes to indicate possible sample concentration within the Conc Code column above: H - High; M - Medium; L - Low; C - Clean; U - Unknown

Project Entity: Government ☐ Municipality ☑ MWRA ☐ WRTA ☐ Federal ☐ 21 J ☐ School ☐ City ☐ Brownfield ☐ MBTA ☐

Other: ☐ Chromatogram ☐ AIHA-LAP,LLC

[1] **Matrix Codes**: GW = Ground Water; WW = Waste Water; DW = Drinking Water; A = Air; S = Soil; SL = Sludge; SOL = Solid; O = Other (please define)

[2] **Preservation Codes**: I = Iced; H = HCL; M = Methanol; N = Nitric Acid; S = Sulfuric Acid; B = Sodium Bisulfate; X = Sodium Hydroxide; T = Sodium Thiosulfate; O = Other (please define)

Lab Comments:

Disclaimer: Con-Test Labs is not responsible for any omitted information on the Chain of Custody. The Chain of Custody is a legal document that must be complete and accurate and is used to determine what analyses the laboratory will perform. Any missing information is not the laboratory's responsibility. Con-Test values your partnership on each project and will try to assist with missing information, but will not be held accountable.

Table of Contents

I Have Not Confirmed Sample Container Numbers With Lab Staff Before Relinquishing Over Samples_____

con-test® ANALYTICAL LABORATORY

Doc# 277 Rev 5 2017

Login Sample Receipt Checklist - (Rejection Criteria Listing - Using Acceptance Policy) Any False Statement will be brought to the attention of the Client - State True or False

Client AECOM

Received By am Date 9/18/20 Time 2000

How were the samples received? In Cooler T No Cooler ____ On Ice T No Ice ____
Direct from Sampling ____ Ambient ____ Melted Ice ____

Were samples within Temperature? 2-6°C T By Gun # 4 Actual Temp - 4.3, 5.9
By Blank # ____ Actual Temp - ____

Was Custody Seal Intact? NA Were Samples Tampered with? NA
Was COC Relinquished ? T Does Chain Agree With Samples? T
Are there broken/leaking/loose caps on any samples? F
Is COC in ink/ Legible? T Were samples received within holding time? T
Did COC include all pertinent Information? Client T Analysis T Sampler Name T
Project T ID's T Collection Dates/Times T
Are Sample labels filled out and legible? T
Are there Lab to Filters? F Who was notified? ____
Are there Rushes? F Who was notified? ____
Are there Short Holds? F Who was notified? ____
Is there enough Volume? T
Is there Headspace where applicable? F MS/MSD? F
Proper Media/Containers Used? T Is splitting samples required? F
Were trip blanks received? F On COC? F
Do all samples have the proper pH? NA Acid ____ Base ____

Vials	#	Containers:	#		#		#
Unp-		1 Liter Amb.		1 Liter Plastic		16 oz Amb.	
HCL-		500 mL Amb.		500 mL Plastic		8oz Amb/Clear	20
Meoh-		250 mL Amb.		250 mL Plastic		4oz Amb/Clear	
Bisulfate-		Flashpoint		Col./Bacteria		2oz Amb/Clear	
DI-		Other Glass		Other Plastic		Encore	
Thiosulfate-		SOC Kit		Plastic Bag		Frozen:	
Sulfuric-		Perchlorate		Ziplock			

Unused Media

Vials	#	Containers:	#		#		#
Unp-		1 Liter Amb.		1 Liter Plastic		16 oz Amb.	
HCL-		500 mL Amb.		500 mL Plastic		8oz Amb/Clear	
Meoh-		250 mL Amb.		250 mL Plastic		4oz Amb/Clear	
Bisulfate-		Col./Bacteria		Flashpoint		2oz Amb/Clear	
DI-		Other Plastic		Other Glass		Encore	
Thiosulfate-		SOC Kit		Plastic Bag		Frozen:	
Sulfuric-		Perchlorate		Ziplock			

Comments:

REASONABLE CONFIDENCE PROTOCOL
LABORATORY ANALYSIS QA/QC CERTIFICATION FORM

Laboratory Name: Con-Test Analytical Laboratory

Client: AECOM Environment - Rocky Hill, CT

Project Location: Greenwich, CT

Project Number: 20I1050

Laboratory Sample ID(s):
20I1050-01 thru 20I1050-20

Sample Date(s):
09/18/2020

List RCP Methods Used:
SW-846 6010D, SW-846 8082A

1	For each analytical method referenced in this laboratory report package, were all specified QA/QC performance criteria followed, including the requirement to explain any criteria falling outside of acceptable guidelines, as specified in the CTDEP method-specific Reasonable Confidence Protocol documents?	☑ Yes ☐ No
1A	Were the method specified preservation and holding time requirements met?	☑ Yes ☐ No
1B	VPH and EPH Methods only: Was the VPH and EPH method conducted without significant modifications (see Section 11.3 of respective RCP methods)?	☐ Yes ☐ No ☑ N/A
2	Were all samples received by the laboratory in a condition consistent with that described on the associated chain-of-custody document(s)?	☑ Yes ☐ No
3	Were samples received at an appropriate temperature (< 6 degrees C.)?	☑ Yes ☐ No ☐ N/A
4	Were all QA/QC performance criteria specified in the CTDEP Reasonable Confidence Protocol documents achieved?	☐ Yes ☑ No
5A	Were reporting limits specified or referenced on the chain-of-custody?	☑ Yes ☐ No
5B	Were these reporting limits met?	☑ Yes ☐ No
6	For each analytical method referenced in this laboratory report package, were results reported for all constituents identified in the method-specific analyte lists presented in the Reasonable Confidence Protocol documents?	☐ Yes ☑ No
7	Are project-specific matrix spikes and laboratory duplicates included in this data set?	☑ Yes ☐ No

Notes: For all questions to which the response was "No" (with the exception of question #7), additional information must be provided in an attached narrative. If the answer to question #1, #1A, or #1B is "No", the data package does not meet the requirements for "Reasonable Confidence."
This form may not be altered and all questions must be answered.

Lisa A. Worthington

I, the undersigned, attest under the pains and penalties of perjury that, to the best of my knowledge and belief and based upon my personal inquiry of those responsible for providing the information contained in this analytical report, such information is accurate and complete.

Authorized Signature: Lisa Worthington **Position:** **Technical Representative**

Printed Name: **Lisa A. Worthington** **Date:** **09/30/20**

Name of Laboratory: **Con-Test Analytical Laboratory**

This certification form is to be used for RCP methods only.

con-test® ANALYTICAL LABORATORY
39 Spruce Street * East Longmeadow, MA 01028 * FAX 413/525-6405 * TEL. 413/525-2332

September 30, 2020

Dan Seremet
AECOM Environment - Rocky Hill, CT
500 Enterprise Drive, Suite 1A
Rocky Hill, CT 06067

Project Location: Greenwich, CT
Client Job Number:
Project Number: 60432356
Laboratory Work Order Number: 20I1051

Enclosed are results of analyses for samples received by the laboratory on September 18, 2020. If you have any questions concerning this report, please feel free to contact me.

Sincerely,

Kaitlyn A. Feliciano
Project Manager

Table of Contents

Sample Summary 4

Case Narrative 6

Sample Results 8

20I1051-01 8

20I1051-02 10

20I1051-03 12

20I1051-04 14

20I1051-05 16

20I1051-06 18

20I1051-07 20

20I1051-08 22

20I1051-09 24

20I1051-10 26

20I1051-11 28

20I1051-12 30

20I1051-13 32

20I1051-14 34

20I1051-15 36

20I1051-16 38

20I1051-17 40

20I1051-18 42

20I1051-19 44

20I1051-20 46

20I1051-21 48

Sample Preparation Information 50

Table of Contents (continued)

QC Data 51

Polychlorinated Biphenyls with 3540 Soxhlet Extraction 51

B266961 51

B266991 52

Dual Column RPD Report 54

Flag/Qualifier Summary 78

Certifications 79

Chain of Custody/Sample Receipt 80

con-test® ANALYTICAL LABORATORY

39 Spruce Street * East Longmeadow, MA 01028 * FAX 413/525-6405 * TEL. 413/525-2332

AECOM Environment - Rocky Hill, CT
500 Enterprise Drive, Suite 1A
Rocky Hill, CT 06067
ATTN: Dan Seremet

REPORT DATE: 9/30/2020

PURCHASE ORDER NUMBER: 99513ACM

PROJECT NUMBER: 60432356

ANALYTICAL SUMMARY

WORK ORDER NUMBER: 20I1051

The results of analyses performed on the following samples submitted to the CON-TEST Analytical Laboratory are found in this report.

PROJECT LOCATION: Greenwich, CT

FIELD SAMPLE #	LAB ID:	MATRIX	SAMPLE DESCRIPTION	TEST	SUB LAB
AM13 (1-1.5)-1	20I1051-01	Soil		SM 2540G	
				SW-846 8082A	
AM13 (2-4)-1	20I1051-02	Soil		SM 2540G	
				SW-846 8082A	
AM13 (4-5)-1	20I1051-03	Soil		SM 2540G	
				SW-846 8082A	
AO13 (1-1.5)-1	20I1051-04	Soil		SM 2540G	
				SW-846 8082A	
AO13 (2-4)-1	20I1051-05	Soil		SM 2540G	
				SW-846 8082A	
AO13 (4-5)-1	20I1051-06	Soil		SM 2540G	
				SW-846 8082A	
AN12 (1-1.5)-1	20I1051-07	Soil		SM 2540G	
				SW-846 8082A	
AN12 (2-4)-1	20I1051-08	Soil		SM 2540G	
				SW-846 8082A	
AN12 (4-5)-1	20I1051-09	Soil		SM 2540G	
				SW-846 8082A	
AQ14 (1-1.5)-1	20I1051-10	Soil		SM 2540G	
				SW-846 8082A	
AQ14 (2-4)-1	20I1051-11	Soil		SM 2540G	
				SW-846 8082A	
AQ14 (4-5)-1	20I1051-12	Soil		SM 2540G	
				SW-846 8082A	
AH12 (1-1.5)-1	20I1051-13	Soil		SM 2540G	
				SW-846 8082A	
AH12 (2-4)-1	20I1051-14	Soil		SM 2540G	
				SW-846 8082A	
AH12 (4-5)-1	20I1051-15	Soil		SM 2540G	
				SW-846 8082A	
AN11 (1-1.5)-1	20I1051-16	Soil		SM 2540G	
				SW-846 8082A	
AN11 (2-4)-1	20I1051-17	Soil		SM 2540G	
				SW-846 8082A	
AN11 (4-5)-1	20I1051-18	Soil		SM 2540G	
				SW-846 8082A	
AG11 (1-1.5)-1	20I1051-19	Soil		SM 2540G	
				SW-846 8082A	
AG11 (2-4)-1	20I1051-20	Soil		SM 2540G	
				SW-846 8082A	

39 Spruce Street * East Longmeadow, MA 01028 * FAX 413/525-6405 * TEL. 413/525-2332

AECOM Environment - Rocky Hill, CT
500 Enterprise Drive, Suite 1A
Rocky Hill, CT 06067
ATTN: Dan Seremet

REPORT DATE: 9/30/2020

PURCHASE ORDER NUMBER: 99513ACM

PROJECT NUMBER: 60432356

ANALYTICAL SUMMARY

WORK ORDER NUMBER: 20I1051

The results of analyses performed on the following samples submitted to the CON-TEST Analytical Laboratory are found in this report.

PROJECT LOCATION: Greenwich, CT

FIELD SAMPLE #	LAB ID:	MATRIX	SAMPLE DESCRIPTION	TEST	SUB LAB
AG11 (4-5)-1	20I1051-21	Soil		SM 2540G	
				SW-846 8082A	

con-test® ANALYTICAL LABORATORY

39 Spruce Street * East Longmeadow, MA 01028 * FAX 413/525-6405 * TEL. 413/525-2332

CASE NARRATIVE SUMMARY

All reported results are within defined laboratory quality control objectives unless listed below or otherwise qualified in this report.

SW-846 8082A

Qualifications:

MS-21

Matrix spike and/or spike duplicate recovery bias high due to contribution of other Aroclors present in the source sample.

Analyte & Samples(s) Qualified:

Aroclor-1016
B266991-MS1, B266991-MSD1

Aroclor-1016 [2C]
B266991-MS1, B266991-MSD1

Aroclor-1260
B266991-MS1, B266991-MSD1

Aroclor-1260 [2C]
B266991-MS1, B266991-MSD1

S-01

The surrogate recovery for this sample is not available due to sample dilution below the surrogate reporting limit required from high analyte concentration and/or matrix interferences.

Analyte & Samples(s) Qualified:

Decachlorobiphenyl
20I1051-01[AM13 (1-1.5)-1], 20I1051-02[AM13 (2-4)-1], 20I1051-03[AM13 (4-5)-1], 20I1051-06[AO13 (4-5)-1], 20I1051-08[AN12 (2-4)-1], 20I1051-10[AQ14 (1-1.5)-1], 20I1051-13[AH12 (1-1.5)-1], 20I1051-18[AN11 (4-5)-1], 20I1051-20[AG11 (2-4)-1], 20I1051-21[AG11 (4-5)-1]

Decachlorobiphenyl [2C]
20I1051-01[AM13 (1-1.5)-1], 20I1051-02[AM13 (2-4)-1], 20I1051-03[AM13 (4-5)-1], 20I1051-06[AO13 (4-5)-1], 20I1051-08[AN12 (2-4)-1], 20I1051-10[AQ14 (1-1.5)-1], 20I1051-13[AH12 (1-1.5)-1], 20I1051-18[AN11 (4-5)-1], 20I1051-20[AG11 (2-4)-1], 20I1051-21[AG11 (4-5)-1]

Tetrachloro-m-xylene
20I1051-01[AM13 (1-1.5)-1], 20I1051-02[AM13 (2-4)-1], 20I1051-03[AM13 (4-5)-1], 20I1051-06[AO13 (4-5)-1], 20I1051-08[AN12 (2-4)-1], 20I1051-10[AQ14 (1-1.5)-1], 20I1051-13[AH12 (1-1.5)-1], 20I1051-18[AN11 (4-5)-1], 20I1051-20[AG11 (2-4)-1], 20I1051-21[AG11 (4-5)-1]

Tetrachloro-m-xylene [2C]
20I1051-01[AM13 (1-1.5)-1], 20I1051-02[AM13 (2-4)-1], 20I1051-03[AM13 (4-5)-1], 20I1051-06[AO13 (4-5)-1], 20I1051-08[AN12 (2-4)-1], 20I1051-10[AQ14 (1-1.5)-1], 20I1051-13[AH12 (1-1.5)-1], 20I1051-18[AN11 (4-5)-1], 20I1051-20[AG11 (2-4)-1], 20I1051-21[AG11 (4-5)-1]

V-06

Continuing calibration verification (CCV) did not meet method specifications and was biased on the high side for this compound.

Analyte & Samples(s) Qualified:

Aroclor-1260 [2C]
B266961-BS1, B266961-BSD1

39 Spruce Street * East Longmeadow, MA 01028 * FAX 413/525-6405 * TEL. 413/525-2332

The results of analyses reported only relate to samples submitted to the Con-Test Analytical Laboratory for testing.
I certify that the analyses listed above, unless specifically listed as subcontracted, if any, were performed under my direction according to the approved methodologies listed in this document, and that based upon my inquiry of those individuals immediately responsible for obtaining the information, the material contained in this report is, to the best of my knowledge and belief, accurate and complete.

Lisa A. Worthington
Technical Representative

con-test® ANALYTICAL LABORATORY
39 Spruce Street * East Longmeadow, MA 01028 * FAX 413/525-6405 * TEL. 413/525-2332

Project Location: Greenwich, CT
Sample Description:
Work Order: 20I1051
Date Received: 9/18/2020
Field Sample #: AM13 (1-1.5)-1
Sampled: 9/18/2020 09:44
Sample ID: 20I1051-01
Sample Matrix: Soil

Polychlorinated Biphenyls with 3540 Soxhlet Extraction

Analyte	Results	RL	Units	Dilution	Flag/Qual	Method	Date Prepared	Date/Time Analyzed	Analyst
Aroclor-1016 [1]	ND	2.3	mg/Kg dry	100		SW-846 8082A	9/22/20	9/30/20 0:15	TG
Aroclor-1221 [1]	ND	2.3	mg/Kg dry	100		SW-846 8082A	9/22/20	9/30/20 0:15	TG
Aroclor-1232 [1]	ND	2.3	mg/Kg dry	100		SW-846 8082A	9/22/20	9/30/20 0:15	TG
Aroclor-1242 [1]	ND	2.3	mg/Kg dry	100		SW-846 8082A	9/22/20	9/30/20 0:15	TG
Aroclor-1248 [1]	22	2.3	mg/Kg dry	100		SW-846 8082A	9/22/20	9/30/20 0:15	TG
Aroclor-1254 [1]	ND	2.3	mg/Kg dry	100		SW-846 8082A	9/22/20	9/30/20 0:15	TG
Aroclor-1260 [1]	ND	2.3	mg/Kg dry	100		SW-846 8082A	9/22/20	9/30/20 0:15	TG
Aroclor-1262 [1]	ND	2.3	mg/Kg dry	100		SW-846 8082A	9/22/20	9/30/20 0:15	TG
Aroclor-1268 [1]	ND	2.3	mg/Kg dry	100		SW-846 8082A	9/22/20	9/30/20 0:15	TG

Surrogates	% Recovery	Recovery Limits	Flag/Qual	
Decachlorobiphenyl [1]	*	30-150	S-01	9/30/20 0:15
Decachlorobiphenyl [2]	*	30-150	S-01	9/30/20 0:15
Tetrachloro-m-xylene [1]	*	30-150	S-01	9/30/20 0:15
Tetrachloro-m-xylene [2]	*	30-150	S-01	9/30/20 0:15

con-test® ANALYTICAL LABORATORY
39 Spruce Street * East Longmeadow, MA 01028 * FAX 413/525-6405 * TEL. 413/525-2332

Project Location: Greenwich, CT
Sample Description:
Work Order: 20I1051
Date Received: 9/18/2020
Field Sample #: AM13 (1-1.5)-1
Sampled: 9/18/2020 09:44
Sample ID: 20I1051-01
Sample Matrix: Soil

Conventional Chemistry Parameters by EPA/APHA/SW-846 Methods (Total)

Analyte	Results	RL	Units	Dilution	Flag/Qual	Method	Date Prepared	Date/Time Analyzed	Analyst
% Solids	86.9		% Wt	1		SM 2540G	9/28/20	9/28/20 14:07	CBM

con-test® ANALYTICAL LABORATORY
39 Spruce Street * East Longmeadow, MA 01028 * FAX 413/525-6405 * TEL. 413/525-2332

Project Location: Greenwich, CT
Sample Description:
Work Order: 20I1051
Date Received: 9/18/2020
Field Sample #: AM13 (2-4)-1
Sampled: 9/18/2020 09:45
Sample ID: 20I1051-02
Sample Matrix: Soil

Polychlorinated Biphenyls with 3540 Soxhlet Extraction

Analyte	Results	RL	Units	Dilution	Flag/Qual	Method	Date Prepared	Date/Time Analyzed	Analyst
Aroclor-1016 [1]	ND	4.2	mg/Kg dry	200		SW-846 8082A	9/22/20	9/30/20 0:33	TG
Aroclor-1221 [1]	ND	4.2	mg/Kg dry	200		SW-846 8082A	9/22/20	9/30/20 0:33	TG
Aroclor-1232 [1]	ND	4.2	mg/Kg dry	200		SW-846 8082A	9/22/20	9/30/20 0:33	TG
Aroclor-1242 [1]	ND	4.2	mg/Kg dry	200		SW-846 8082A	9/22/20	9/30/20 0:33	TG
Aroclor-1248 [1]	33	4.2	mg/Kg dry	200		SW-846 8082A	9/22/20	9/30/20 0:33	TG
Aroclor-1254 [1]	ND	4.2	mg/Kg dry	200		SW-846 8082A	9/22/20	9/30/20 0:33	TG
Aroclor-1260 [1]	ND	4.2	mg/Kg dry	200		SW-846 8082A	9/22/20	9/30/20 0:33	TG
Aroclor-1262 [1]	ND	4.2	mg/Kg dry	200		SW-846 8082A	9/22/20	9/30/20 0:33	TG
Aroclor-1268 [1]	ND	4.2	mg/Kg dry	200		SW-846 8082A	9/22/20	9/30/20 0:33	TG

Surrogates	% Recovery	Recovery Limits	Flag/Qual	
Decachlorobiphenyl [1]	*	30-150	S-01	9/30/20 0:33
Decachlorobiphenyl [2]	*	30-150	S-01	9/30/20 0:33
Tetrachloro-m-xylene [1]	*	30-150	S-01	9/30/20 0:33
Tetrachloro-m-xylene [2]	*	30-150	S-01	9/30/20 0:33

con-test® ANALYTICAL LABORATORY
39 Spruce Street * East Longmeadow, MA 01028 * FAX 413/525-6405 * TEL. 413/525-2332

Project Location: Greenwich, CT
Sample Description:
Work Order: 20I1051
Date Received: 9/18/2020
Field Sample #: AM13 (2-4)-1
Sampled: 9/18/2020 09:45
Sample ID: 20I1051-02
Sample Matrix: Soil

Conventional Chemistry Parameters by EPA/APHA/SW-846 Methods (Total)

Analyte	Results	RL	Units	Dilution	Flag/Qual	Method	Date Prepared	Date/Time Analyzed	Analyst
% Solids	88.1		% Wt	1		SM 2540G	9/28/20	9/28/20 14:07	CBM

con-test® ANALYTICAL LABORATORY
39 Spruce Street * East Longmeadow, MA 01028 * FAX 413/525-6405 * TEL. 413/525-2332

Project Location: Greenwich, CT
Sample Description:
Work Order: 20I1051
Date Received: 9/18/2020
Field Sample #: AM13 (4-5)-1
Sampled: 9/18/2020 09:55
Sample ID: 20I1051-03
Sample Matrix: Soil

Polychlorinated Biphenyls with 3540 Soxhlet Extraction

Analyte	Results	RL	Units	Dilution	Flag/Qual	Method	Date Prepared	Date/Time Analyzed	Analyst
Aroclor-1016 [1]	ND	2.1	mg/Kg dry	80		SW-846 8082A	9/22/20	9/30/20 0:51	TG
Aroclor-1221 [1]	ND	2.1	mg/Kg dry	80		SW-846 8082A	9/22/20	9/30/20 0:51	TG
Aroclor-1232 [1]	ND	2.1	mg/Kg dry	80		SW-846 8082A	9/22/20	9/30/20 0:51	TG
Aroclor-1242 [1]	ND	2.1	mg/Kg dry	80		SW-846 8082A	9/22/20	9/30/20 0:51	TG
Aroclor-1248 [1]	13	2.1	mg/Kg dry	80		SW-846 8082A	9/22/20	9/30/20 0:51	TG
Aroclor-1254 [1]	ND	2.1	mg/Kg dry	80		SW-846 8082A	9/22/20	9/30/20 0:51	TG
Aroclor-1260 [1]	ND	2.1	mg/Kg dry	80		SW-846 8082A	9/22/20	9/30/20 0:51	TG
Aroclor-1262 [1]	ND	2.1	mg/Kg dry	80		SW-846 8082A	9/22/20	9/30/20 0:51	TG
Aroclor-1268 [1]	ND	2.1	mg/Kg dry	80		SW-846 8082A	9/22/20	9/30/20 0:51	TG

Surrogates	% Recovery	Recovery Limits	Flag/Qual	
Decachlorobiphenyl [1]	*	30-150	S-01	9/30/20 0:51
Decachlorobiphenyl [2]	*	30-150	S-01	9/30/20 0:51
Tetrachloro-m-xylene [1]	*	30-150	S-01	9/30/20 0:51
Tetrachloro-m-xylene [2]	*	30-150	S-01	9/30/20 0:51

con-test® ANALYTICAL LABORATORY
39 Spruce Street * East Longmeadow, MA 01028 * FAX 413/525-6405 * TEL. 413/525-2332

Project Location: Greenwich, CT
Sample Description:
Work Order: 20I1051
Date Received: 9/18/2020
Field Sample #: AM13 (4-5)-1
Sampled: 9/18/2020 09:55
Sample ID: 20I1051-03
Sample Matrix: Soil

Conventional Chemistry Parameters by EPA/APHA/SW-846 Methods (Total)

Analyte	Results	RL	Units	Dilution	Flag/Qual	Method	Date Prepared	Date/Time Analyzed	Analyst
% Solids	75.1		% Wt	1		SM 2540G	9/28/20	9/28/20 14:08	CBM

con-test® ANALYTICAL LABORATORY
39 Spruce Street * East Longmeadow, MA 01028 * FAX 413/525-6405 * TEL. 413/525-2332

Project Location: Greenwich, CT
Sample Description:
Work Order: 20I1051
Date Received: 9/18/2020
Field Sample #: AO13 (1-1.5)-1
Sampled: 9/18/2020 11:46
Sample ID: 20I1051-04
Sample Matrix: Soil

Polychlorinated Biphenyls with 3540 Soxhlet Extraction

Analyte	Results	RL	Units	Dilution	Flag/Qual	Method	Date Prepared	Date/Time Analyzed	Analyst
Aroclor-1016 [1]	ND	0.090	mg/Kg dry	4		SW-846 8082A	9/22/20	9/29/20 15:17	TG
Aroclor-1221 [1]	ND	0.090	mg/Kg dry	4		SW-846 8082A	9/22/20	9/29/20 15:17	TG
Aroclor-1232 [1]	ND	0.090	mg/Kg dry	4		SW-846 8082A	9/22/20	9/29/20 15:17	TG
Aroclor-1242 [1]	ND	0.090	mg/Kg dry	4		SW-846 8082A	9/22/20	9/29/20 15:17	TG
Aroclor-1248 [1]	0.73	0.090	mg/Kg dry	4		SW-846 8082A	9/22/20	9/29/20 15:17	TG
Aroclor-1254 [1]	ND	0.090	mg/Kg dry	4		SW-846 8082A	9/22/20	9/29/20 15:17	TG
Aroclor-1260 [1]	ND	0.090	mg/Kg dry	4		SW-846 8082A	9/22/20	9/29/20 15:17	TG
Aroclor-1262 [1]	ND	0.090	mg/Kg dry	4		SW-846 8082A	9/22/20	9/29/20 15:17	TG
Aroclor-1268 [1]	ND	0.090	mg/Kg dry	4		SW-846 8082A	9/22/20	9/29/20 15:17	TG

Surrogates	% Recovery	Recovery Limits	Flag/Qual	
Decachlorobiphenyl [1]	110	30-150		9/29/20 15:17
Decachlorobiphenyl [2]	116	30-150		9/29/20 15:17
Tetrachloro-m-xylene [1]	98.0	30-150		9/29/20 15:17
Tetrachloro-m-xylene [2]	105	30-150		9/29/20 15:17

con-test® ANALYTICAL LABORATORY

39 Spruce Street * East Longmeadow, MA 01028 * FAX 413/525-6405 * TEL. 413/525-2332

Project Location: Greenwich, CT
Sample Description:
Work Order: 20I1051

Date Received: 9/18/2020

Field Sample #: AO13 (1-1.5)-1
Sampled: 9/18/2020 11:46

Sample ID: 20I1051-04

Sample Matrix: Soil

Conventional Chemistry Parameters by EPA/APHA/SW-846 Methods (Total)

Analyte	Results	RL	Units	Dilution	Flag/Qual	Method	Date Prepared	Date/Time Analyzed	Analyst
% Solids	86.1		% Wt	1		SM 2540G	9/28/20	9/28/20 14:08	CBM

con-test® ANALYTICAL LABORATORY
39 Spruce Street * East Longmeadow, MA 01028 * FAX 413/525-6405 * TEL. 413/525-2332

Project Location: Greenwich, CT
Sample Description:
Work Order: 20I1051
Date Received: 9/18/2020
Field Sample #: AO13 (2-4)-1
Sampled: 9/18/2020 11:43
Sample ID: 20I1051-05
Sample Matrix: Soil

Polychlorinated Biphenyls with 3540 Soxhlet Extraction

Analyte	Results	RL	Units	Dilution	Flag/Qual	Method	Date Prepared	Date/Time Analyzed	Analyst
Aroclor-1016 [1]	ND	0.10	mg/Kg dry	4		SW-846 8082A	9/22/20	9/29/20 15:35	TG
Aroclor-1221 [1]	ND	0.10	mg/Kg dry	4		SW-846 8082A	9/22/20	9/29/20 15:35	TG
Aroclor-1232 [1]	ND	0.10	mg/Kg dry	4		SW-846 8082A	9/22/20	9/29/20 15:35	TG
Aroclor-1242 [1]	ND	0.10	mg/Kg dry	4		SW-846 8082A	9/22/20	9/29/20 15:35	TG
Aroclor-1248 [1]	2.2	0.10	mg/Kg dry	4		SW-846 8082A	9/22/20	9/29/20 15:35	TG
Aroclor-1254 [1]	ND	0.10	mg/Kg dry	4		SW-846 8082A	9/22/20	9/29/20 15:35	TG
Aroclor-1260 [1]	ND	0.10	mg/Kg dry	4		SW-846 8082A	9/22/20	9/29/20 15:35	TG
Aroclor-1262 [1]	ND	0.10	mg/Kg dry	4		SW-846 8082A	9/22/20	9/29/20 15:35	TG
Aroclor-1268 [1]	ND	0.10	mg/Kg dry	4		SW-846 8082A	9/22/20	9/29/20 15:35	TG

Surrogates	% Recovery	Recovery Limits	Flag/Qual	
Decachlorobiphenyl [1]	92.8	30-150		9/29/20 15:35
Decachlorobiphenyl [2]	103	30-150		9/29/20 15:35
Tetrachloro-m-xylene [1]	96.5	30-150		9/29/20 15:35
Tetrachloro-m-xylene [2]	102	30-150		9/29/20 15:35

con-test® ANALYTICAL LABORATORY
39 Spruce Street * East Longmeadow, MA 01028 * FAX 413/525-6405 * TEL. 413/525-2332

Project Location: Greenwich, CT
Sample Description:
Work Order: 20I1051
Date Received: 9/18/2020
Field Sample #: AO13 (2-4)-1
Sampled: 9/18/2020 11:43
Sample ID: 20I1051-05
Sample Matrix: Soil

Conventional Chemistry Parameters by EPA/APHA/SW-846 Methods (Total)

Analyte	Results	RL	Units	Dilution	Flag/Qual	Method	Date Prepared	Date/Time Analyzed	Analyst
% Solids	75.3		% Wt	1		SM 2540G	9/28/20	9/28/20 14:09	CBM

con-test® ANALYTICAL LABORATORY
39 Spruce Street * East Longmeadow, MA 01028 * FAX 413/525-6405 * TEL. 413/525-2332

Project Location: Greenwich, CT
Sample Description:
Work Order: 20I1051
Date Received: 9/18/2020
Field Sample #: AO13 (4-5)-1
Sampled: 9/18/2020 11:40
Sample ID: 20I1051-06
Sample Matrix: Soil

Polychlorinated Biphenyls with 3540 Soxhlet Extraction

Analyte	Results	RL	Units	Dilution	Flag/Qual	Method	Date Prepared	Date/Time Analyzed	Analyst
Aroclor-1016 [1]	ND	18	mg/Kg dry	800		SW-846 8082A	9/22/20	9/30/20 1:09	TG
Aroclor-1221 [1]	ND	18	mg/Kg dry	800		SW-846 8082A	9/22/20	9/30/20 1:09	TG
Aroclor-1232 [1]	ND	18	mg/Kg dry	800		SW-846 8082A	9/22/20	9/30/20 1:09	TG
Aroclor-1242 [1]	ND	18	mg/Kg dry	800		SW-846 8082A	9/22/20	9/30/20 1:09	TG
Aroclor-1248 [1]	170	18	mg/Kg dry	800		SW-846 8082A	9/22/20	9/30/20 1:09	TG
Aroclor-1254 [1]	ND	18	mg/Kg dry	800		SW-846 8082A	9/22/20	9/30/20 1:09	TG
Aroclor-1260 [1]	ND	18	mg/Kg dry	800		SW-846 8082A	9/22/20	9/30/20 1:09	TG
Aroclor-1262 [1]	ND	18	mg/Kg dry	800		SW-846 8082A	9/22/20	9/30/20 1:09	TG
Aroclor-1268 [1]	ND	18	mg/Kg dry	800		SW-846 8082A	9/22/20	9/30/20 1:09	TG

Surrogates	% Recovery	Recovery Limits	Flag/Qual	
Decachlorobiphenyl [1]	*	30-150	S-01	9/30/20 1:09
Decachlorobiphenyl [2]	*	30-150	S-01	9/30/20 1:09
Tetrachloro-m-xylene [1]	*	30-150	S-01	9/30/20 1:09
Tetrachloro-m-xylene [2]	*	30-150	S-01	9/30/20 1:09

con-test® ANALYTICAL LABORATORY
39 Spruce Street * East Longmeadow, MA 01028 * FAX 413/525-6405 * TEL. 413/525-2332

Project Location: Greenwich, CT
Sample Description:
Work Order: 20I1051
Date Received: 9/18/2020
Field Sample #: AO13 (4-5)-1
Sampled: 9/18/2020 11:40
Sample ID: 20I1051-06
Sample Matrix: Soil

Conventional Chemistry Parameters by EPA/APHA/SW-846 Methods (Total)

Analyte	Results	RL	Units	Dilution	Flag/Qual	Method	Date Prepared	Date/Time Analyzed	Analyst
% Solids	87.1		% Wt	1		SM 2540G	9/28/20	9/28/20 14:09	CBM

con-test® ANALYTICAL LABORATORY
39 Spruce Street * East Longmeadow, MA 01028 * FAX 413/525-6405 * TEL. 413/525-2332

Project Location: Greenwich, CT
Sample Description:
Work Order: 20I1051
Date Received: 9/18/2020
Field Sample #: AN12 (1-1.5)-1
Sampled: 9/18/2020 09:30
Sample ID: 20I1051-07
Sample Matrix: Soil

Polychlorinated Biphenyls with 3540 Soxhlet Extraction

Analyte	Results	RL	Units	Dilution	Flag/Qual	Method	Date Prepared	Date/Time Analyzed	Analyst
Aroclor-1016 [1]	ND	0.085	mg/Kg dry	4		SW-846 8082A	9/22/20	9/30/20 1:27	TG
Aroclor-1221 [1]	ND	0.085	mg/Kg dry	4		SW-846 8082A	9/22/20	9/30/20 1:27	TG
Aroclor-1232 [1]	ND	0.085	mg/Kg dry	4		SW-846 8082A	9/22/20	9/30/20 1:27	TG
Aroclor-1242 [1]	ND	0.085	mg/Kg dry	4		SW-846 8082A	9/22/20	9/30/20 1:27	TG
Aroclor-1248 [1]	0.63	0.085	mg/Kg dry	4		SW-846 8082A	9/22/20	9/30/20 1:27	TG
Aroclor-1254 [1]	ND	0.085	mg/Kg dry	4		SW-846 8082A	9/22/20	9/30/20 1:27	TG
Aroclor-1260 [1]	ND	0.085	mg/Kg dry	4		SW-846 8082A	9/22/20	9/30/20 1:27	TG
Aroclor-1262 [1]	ND	0.085	mg/Kg dry	4		SW-846 8082A	9/22/20	9/30/20 1:27	TG
Aroclor-1268 [1]	ND	0.085	mg/Kg dry	4		SW-846 8082A	9/22/20	9/30/20 1:27	TG

Surrogates	% Recovery	Recovery Limits	Flag/Qual	
Decachlorobiphenyl [1]	78.3	30-150		9/30/20 1:27
Decachlorobiphenyl [2]	99.7	30-150		9/30/20 1:27
Tetrachloro-m-xylene [1]	97.6	30-150		9/30/20 1:27
Tetrachloro-m-xylene [2]	106	30-150		9/30/20 1:27

con-test® ANALYTICAL LABORATORY

39 Spruce Street * East Longmeadow, MA 01028 * FAX 413/525-6405 * TEL. 413/525-2332

Project Location: Greenwich, CT
Sample Description:
Work Order: 20I1051

Date Received: 9/18/2020

Field Sample #: AN12 (1-1.5)-1
Sampled: 9/18/2020 09:30

Sample ID: 20I1051-07

Sample Matrix: Soil

Conventional Chemistry Parameters by EPA/APHA/SW-846 Methods (Total)

Analyte	Results	RL	Units	Dilution	Flag/Qual	Method	Date Prepared	Date/Time Analyzed	Analyst
% Solids	87.0		% Wt	1		SM 2540G	9/28/20	9/28/20 14:09	CBM

con-test® ANALYTICAL LABORATORY
39 Spruce Street * East Longmeadow, MA 01028 * FAX 413/525-6405 * TEL. 413/525-2332

Project Location: Greenwich, CT
Sample Description:
Work Order: 20I1051
Date Received: 9/18/2020
Field Sample #: AN12 (2-4)-1
Sampled: 9/18/2020 09:34
Sample ID: 20I1051-08
Sample Matrix: Soil

Polychlorinated Biphenyls with 3540 Soxhlet Extraction

Analyte	Results	RL	Units	Dilution	Flag/Qual	Method	Date Prepared	Date/Time Analyzed	Analyst
Aroclor-1016 [1]	ND	9.2	mg/Kg dry	400		SW-846 8082A	9/22/20	9/30/20 1:45	TG
Aroclor-1221 [1]	ND	9.2	mg/Kg dry	400		SW-846 8082A	9/22/20	9/30/20 1:45	TG
Aroclor-1232 [1]	ND	9.2	mg/Kg dry	400		SW-846 8082A	9/22/20	9/30/20 1:45	TG
Aroclor-1242 [1]	ND	9.2	mg/Kg dry	400		SW-846 8082A	9/22/20	9/30/20 1:45	TG
Aroclor-1248 [2]	100	9.2	mg/Kg dry	400		SW-846 8082A	9/22/20	9/30/20 1:45	TG
Aroclor-1254 [1]	ND	9.2	mg/Kg dry	400		SW-846 8082A	9/22/20	9/30/20 1:45	TG
Aroclor-1260 [1]	ND	9.2	mg/Kg dry	400		SW-846 8082A	9/22/20	9/30/20 1:45	TG
Aroclor-1262 [1]	ND	9.2	mg/Kg dry	400		SW-846 8082A	9/22/20	9/30/20 1:45	TG
Aroclor-1268 [1]	ND	9.2	mg/Kg dry	400		SW-846 8082A	9/22/20	9/30/20 1:45	TG

Surrogates	% Recovery	Recovery Limits	Flag/Qual	
Decachlorobiphenyl [1]	*	30-150	S-01	9/30/20 1:45
Decachlorobiphenyl [2]	*	30-150	S-01	9/30/20 1:45
Tetrachloro-m-xylene [1]	*	30-150	S-01	9/30/20 1:45
Tetrachloro-m-xylene [2]	*	30-150	S-01	9/30/20 1:45

con-test® ANALYTICAL LABORATORY

39 Spruce Street * East Longmeadow, MA 01028 * FAX 413/525-6405 * TEL. 413/525-2332

Project Location: Greenwich, CT
Sample Description:
Work Order: 20I1051

Date Received: 9/18/2020

Field Sample #: AN12 (2-4)-1
Sampled: 9/18/2020 09:34

Sample ID: 20I1051-08

Sample Matrix: Soil

Conventional Chemistry Parameters by EPA/APHA/SW-846 Methods (Total)

Analyte	Results	RL	Units	Dilution	Flag/Qual	Method	Date Prepared	Date/Time Analyzed	Analyst
% Solids	85.1		% Wt	1		SM 2540G	9/28/20	9/28/20 14:09	CBM

con-test® ANALYTICAL LABORATORY
39 Spruce Street * East Longmeadow, MA 01028 * FAX 413/525-6405 * TEL. 413/525-2332

Project Location: Greenwich, CT
Sample Description:
Work Order: 20I1051
Date Received: 9/18/2020
Field Sample #: AN12 (4-5)-1
Sampled: 9/18/2020 09:36
Sample ID: 20I1051-09
Sample Matrix: Soil

Polychlorinated Biphenyls with 3540 Soxhlet Extraction

Analyte	Results	RL	Units	Dilution	Flag/Qual	Method	Date Prepared	Date/Time Analyzed	Analyst
Aroclor-1016 [1]	ND	0.11	mg/Kg dry	4		SW-846 8082A	9/22/20	9/30/20 2:03	TG
Aroclor-1221 [1]	ND	0.11	mg/Kg dry	4		SW-846 8082A	9/22/20	9/30/20 2:03	TG
Aroclor-1232 [1]	ND	0.11	mg/Kg dry	4		SW-846 8082A	9/22/20	9/30/20 2:03	TG
Aroclor-1242 [1]	ND	0.11	mg/Kg dry	4		SW-846 8082A	9/22/20	9/30/20 2:03	TG
Aroclor-1248 [2]	0.21	0.11	mg/Kg dry	4		SW-846 8082A	9/22/20	9/30/20 2:03	TG
Aroclor-1254 [1]	ND	0.11	mg/Kg dry	4		SW-846 8082A	9/22/20	9/30/20 2:03	TG
Aroclor-1260 [1]	ND	0.11	mg/Kg dry	4		SW-846 8082A	9/22/20	9/30/20 2:03	TG
Aroclor-1262 [1]	ND	0.11	mg/Kg dry	4		SW-846 8082A	9/22/20	9/30/20 2:03	TG
Aroclor-1268 [1]	ND	0.11	mg/Kg dry	4		SW-846 8082A	9/22/20	9/30/20 2:03	TG

Surrogates	% Recovery	Recovery Limits	Flag/Qual	
Decachlorobiphenyl [1]	90.8	30-150		9/30/20 2:03
Decachlorobiphenyl [2]	103	30-150		9/30/20 2:03
Tetrachloro-m-xylene [1]	90.8	30-150		9/30/20 2:03
Tetrachloro-m-xylene [2]	107	30-150		9/30/20 2:03

con-test® ANALYTICAL LABORATORY

39 Spruce Street * East Longmeadow, MA 01028 * FAX 413/525-6405 * TEL. 413/525-2332

Project Location: Greenwich, CT
Sample Description:
Work Order: 20I1051

Date Received: 9/18/2020

Field Sample #: AN12 (4-5)-1
Sampled: 9/18/2020 09:36

Sample ID: 20I1051-09

Sample Matrix: Soil

Conventional Chemistry Parameters by EPA/APHA/SW-846 Methods (Total)

Analyte	Results	RL	Units	Dilution	Flag/Qual	Method	Date Prepared	Date/Time Analyzed	Analyst
% Solids	70.9		% Wt	1		SM 2540G	9/28/20	9/28/20 14:09	CBM

con-test® ANALYTICAL LABORATORY

39 Spruce Street * East Longmeadow, MA 01028 * FAX 413/525-6405 * TEL. 413/525-2332

Project Location: Greenwich, CT
Sample Description:
Work Order: 20I1051

Date Received: 9/18/2020

Field Sample #: AQ14 (1-1.5)-1
Sampled: 9/18/2020 11:43

Sample ID: 20I1051-10

Sample Matrix: Soil

Polychlorinated Biphenyls with 3540 Soxhlet Extraction

Analyte	Results	RL	Units	Dilution	Flag/Qual	Method	Date Prepared	Date/Time Analyzed	Analyst
Aroclor-1016 [1]	ND	9.0	mg/Kg dry	400		SW-846 8082A	9/22/20	9/30/20 2:21	TG
Aroclor-1221 [1]	ND	9.0	mg/Kg dry	400		SW-846 8082A	9/22/20	9/30/20 2:21	TG
Aroclor-1232 [1]	ND	9.0	mg/Kg dry	400		SW-846 8082A	9/22/20	9/30/20 2:21	TG
Aroclor-1242 [1]	ND	9.0	mg/Kg dry	400		SW-846 8082A	9/22/20	9/30/20 2:21	TG
Aroclor-1248 [1]	120	9.0	mg/Kg dry	400		SW-846 8082A	9/22/20	9/30/20 2:21	TG
Aroclor-1254 [1]	ND	9.0	mg/Kg dry	400		SW-846 8082A	9/22/20	9/30/20 2:21	TG
Aroclor-1260 [1]	ND	9.0	mg/Kg dry	400		SW-846 8082A	9/22/20	9/30/20 2:21	TG
Aroclor-1262 [1]	ND	9.0	mg/Kg dry	400		SW-846 8082A	9/22/20	9/30/20 2:21	TG
Aroclor-1268 [1]	ND	9.0	mg/Kg dry	400		SW-846 8082A	9/22/20	9/30/20 2:21	TG

Surrogates	% Recovery	Recovery Limits	Flag/Qual	
Decachlorobiphenyl [1]	*	30-150	S-01	9/30/20 2:21
Decachlorobiphenyl [2]	*	30-150	S-01	9/30/20 2:21
Tetrachloro-m-xylene [1]	*	30-150	S-01	9/30/20 2:21
Tetrachloro-m-xylene [2]	*	30-150	S-01	9/30/20 2:21

39 Spruce Street * East Longmeadow, MA 01028 * FAX 413/525-6405 * TEL. 413/525-2332

Project Location: Greenwich, CT
Sample Description:
Work Order: 20I1051

Date Received: 9/18/2020

Field Sample #: AQ14 (1-1.5)-1
Sampled: 9/18/2020 11:43

Sample ID: 20I1051-10

Sample Matrix: Soil

Conventional Chemistry Parameters by EPA/APHA/SW-846 Methods (Total)

Analyte	Results	RL	Units	Dilution	Flag/Qual	Method	Date Prepared	Date/Time Analyzed	Analyst
% Solids	84.5		% Wt	1		SM 2540G	9/28/20	9/28/20 14:09	CBM

con-test® ANALYTICAL LABORATORY
39 Spruce Street * East Longmeadow, MA 01028 * FAX 413/525-6405 * TEL. 413/525-2332

Project Location: Greenwich, CT
Sample Description:
Work Order: 20I1051
Date Received: 9/18/2020
Field Sample #: AQ14 (2-4)-1
Sampled: 9/18/2020 11:45
Sample ID: 20I1051-11
Sample Matrix: Soil

Polychlorinated Biphenyls with 3540 Soxhlet Extraction

Analyte	Results	RL	Units	Dilution	Flag/Qual	Method	Date Prepared	Date/Time Analyzed	Analyst
Aroclor-1016 [1]	ND	0.11	mg/Kg dry	4		SW-846 8082A	9/22/20	9/29/20 19:05	TG
Aroclor-1221 [1]	ND	0.11	mg/Kg dry	4		SW-846 8082A	9/22/20	9/29/20 19:05	TG
Aroclor-1232 [1]	ND	0.11	mg/Kg dry	4		SW-846 8082A	9/22/20	9/29/20 19:05	TG
Aroclor-1242 [1]	ND	0.11	mg/Kg dry	4		SW-846 8082A	9/22/20	9/29/20 19:05	TG
Aroclor-1248 [1]	ND	0.11	mg/Kg dry	4		SW-846 8082A	9/22/20	9/29/20 19:05	TG
Aroclor-1254 [1]	ND	0.11	mg/Kg dry	4		SW-846 8082A	9/22/20	9/29/20 19:05	TG
Aroclor-1260 [1]	ND	0.11	mg/Kg dry	4		SW-846 8082A	9/22/20	9/29/20 19:05	TG
Aroclor-1262 [1]	ND	0.11	mg/Kg dry	4		SW-846 8082A	9/22/20	9/29/20 19:05	TG
Aroclor-1268 [1]	ND	0.11	mg/Kg dry	4		SW-846 8082A	9/22/20	9/29/20 19:05	TG

Surrogates	% Recovery	Recovery Limits	Flag/Qual	
Decachlorobiphenyl [1]	101	30-150		9/29/20 19:05
Decachlorobiphenyl [2]	111	30-150		9/29/20 19:05
Tetrachloro-m-xylene [1]	101	30-150		9/29/20 19:05
Tetrachloro-m-xylene [2]	108	30-150		9/29/20 19:05

con-test® ANALYTICAL LABORATORY
39 Spruce Street * East Longmeadow, MA 01028 * FAX 413/525-6405 * TEL. 413/525-2332

Project Location: Greenwich, CT
Sample Description:
Work Order: 20I1051
Date Received: 9/18/2020
Field Sample #: AQ14 (2-4)-1
Sampled: 9/18/2020 11:45
Sample ID: 20I1051-11
Sample Matrix: Soil

Conventional Chemistry Parameters by EPA/APHA/SW-846 Methods (Total)

Analyte	Results	RL	Units	Dilution	Flag/Qual	Method	Date Prepared	Date/Time Analyzed	Analyst
% Solids	75.0		% Wt	1		SM 2540G	9/28/20	9/28/20 14:09	CBM

con-test® ANALYTICAL LABORATORY
39 Spruce Street * East Longmeadow, MA 01028 * FAX 413/525-6405 * TEL. 413/525-2332

Project Location: Greenwich, CT
Sample Description:
Work Order: 20I1051
Date Received: 9/18/2020
Field Sample #: AQ14 (4-5)-1
Sampled: 9/18/2020 11:47
Sample ID: 20I1051-12
Sample Matrix: Soil

Polychlorinated Biphenyls with 3540 Soxhlet Extraction

Analyte	Results	RL	Units	Dilution	Flag/Qual	Method	Date Prepared	Date/Time Analyzed	Analyst
Aroclor-1016 [1]	ND	0.13	mg/Kg dry	4		SW-846 8082A	9/22/20	9/29/20 19:23	TG
Aroclor-1221 [1]	ND	0.13	mg/Kg dry	4		SW-846 8082A	9/22/20	9/29/20 19:23	TG
Aroclor-1232 [1]	ND	0.13	mg/Kg dry	4		SW-846 8082A	9/22/20	9/29/20 19:23	TG
Aroclor-1242 [1]	ND	0.13	mg/Kg dry	4		SW-846 8082A	9/22/20	9/29/20 19:23	TG
Aroclor-1248 [1]	ND	0.13	mg/Kg dry	4		SW-846 8082A	9/22/20	9/29/20 19:23	TG
Aroclor-1254 [1]	ND	0.13	mg/Kg dry	4		SW-846 8082A	9/22/20	9/29/20 19:23	TG
Aroclor-1260 [1]	ND	0.13	mg/Kg dry	4		SW-846 8082A	9/22/20	9/29/20 19:23	TG
Aroclor-1262 [1]	ND	0.13	mg/Kg dry	4		SW-846 8082A	9/22/20	9/29/20 19:23	TG
Aroclor-1268 [1]	ND	0.13	mg/Kg dry	4		SW-846 8082A	9/22/20	9/29/20 19:23	TG

Surrogates	% Recovery	Recovery Limits	Flag/Qual	
Decachlorobiphenyl [1]	96.9	30-150		9/29/20 19:23
Decachlorobiphenyl [2]	106	30-150		9/29/20 19:23
Tetrachloro-m-xylene [1]	93.0	30-150		9/29/20 19:23
Tetrachloro-m-xylene [2]	99.0	30-150		9/29/20 19:23

con-test® ANALYTICAL LABORATORY
39 Spruce Street * East Longmeadow, MA 01028 * FAX 413/525-6405 * TEL. 413/525-2332

Project Location: Greenwich, CT
Sample Description:
Work Order: 20I1051
Date Received: 9/18/2020
Field Sample #: AQ14 (4-5)-1
Sampled: 9/18/2020 11:47
Sample ID: 20I1051-12
Sample Matrix: Soil

Conventional Chemistry Parameters by EPA/APHA/SW-846 Methods (Total)

Analyte	Results	RL	Units	Dilution	Flag/Qual	Method	Date Prepared	Date/Time Analyzed	Analyst
% Solids	59.4		% Wt	1		SM 2540G	9/28/20	9/28/20 14:10	CBM

con-test® ANALYTICAL LABORATORY
39 Spruce Street * East Longmeadow, MA 01028 * FAX 413/525-6405 * TEL. 413/525-2332

Project Location: Greenwich, CT
Sample Description:
Work Order: 20I1051
Date Received: 9/18/2020
Field Sample #: AH12 (1-1.5)-1
Sampled: 9/18/2020 14:05
Sample ID: 20I1051-13
Sample Matrix: Soil

Polychlorinated Biphenyls with 3540 Soxhlet Extraction

Analyte	Results	RL	Units	Dilution	Flag/Qual	Method	Date Prepared	Date/Time Analyzed	Analyst
Aroclor-1016 [1]	ND	0.86	mg/Kg dry	40		SW-846 8082A	9/22/20	9/30/20 2:39	TG
Aroclor-1221 [1]	ND	0.86	mg/Kg dry	40		SW-846 8082A	9/22/20	9/30/20 2:39	TG
Aroclor-1232 [1]	ND	0.86	mg/Kg dry	40		SW-846 8082A	9/22/20	9/30/20 2:39	TG
Aroclor-1242 [1]	ND	0.86	mg/Kg dry	40		SW-846 8082A	9/22/20	9/30/20 2:39	TG
Aroclor-1248 [1]	3.9	0.86	mg/Kg dry	40		SW-846 8082A	9/22/20	9/30/20 2:39	TG
Aroclor-1254 [1]	ND	0.86	mg/Kg dry	40		SW-846 8082A	9/22/20	9/30/20 2:39	TG
Aroclor-1260 [1]	ND	0.86	mg/Kg dry	40		SW-846 8082A	9/22/20	9/30/20 2:39	TG
Aroclor-1262 [1]	ND	0.86	mg/Kg dry	40		SW-846 8082A	9/22/20	9/30/20 2:39	TG
Aroclor-1268 [1]	ND	0.86	mg/Kg dry	40		SW-846 8082A	9/22/20	9/30/20 2:39	TG

Surrogates	% Recovery	Recovery Limits	Flag/Qual	
Decachlorobiphenyl [1]	*	30-150	S-01	9/30/20 2:39
Decachlorobiphenyl [2]	*	30-150	S-01	9/30/20 2:39
Tetrachloro-m-xylene [1]	*	30-150	S-01	9/30/20 2:39
Tetrachloro-m-xylene [2]	*	30-150	S-01	9/30/20 2:39

con-test® ANALYTICAL LABORATORY

39 Spruce Street * East Longmeadow, MA 01028 * FAX 413/525-6405 * TEL. 413/525-2332

Project Location: Greenwich, CT
Sample Description:
Work Order: 20I1051

Date Received: 9/18/2020

Field Sample #: AH12 (1-1.5)-1
Sampled: 9/18/2020 14:05

Sample ID: 20I1051-13

Sample Matrix: Soil

Conventional Chemistry Parameters by EPA/APHA/SW-846 Methods (Total)

Analyte	Results	RL	Units	Dilution	Flag/Qual	Method	Date Prepared	Date/Time Analyzed	Analyst
% Solids	90.7		% Wt	1		SM 2540G	9/28/20	9/28/20 14:10	CBM

con-test® ANALYTICAL LABORATORY
39 Spruce Street * East Longmeadow, MA 01028 * FAX 413/525-6405 * TEL. 413/525-2332

Project Location: Greenwich, CT
Sample Description:
Work Order: 20I1051
Date Received: 9/18/2020
Field Sample #: AH12 (2-4)-1
Sampled: 9/18/2020 14:08
Sample ID: 20I1051-14
Sample Matrix: Soil

Polychlorinated Biphenyls with 3540 Soxhlet Extraction

Analyte	Results	RL	Units	Dilution	Flag/Qual	Method	Date Prepared	Date/Time Analyzed	Analyst
Aroclor-1016 [1]	ND	0.089	mg/Kg dry	4		SW-846 8082A	9/22/20	9/29/20 19:59	TG
Aroclor-1221 [1]	ND	0.089	mg/Kg dry	4		SW-846 8082A	9/22/20	9/29/20 19:59	TG
Aroclor-1232 [1]	ND	0.089	mg/Kg dry	4		SW-846 8082A	9/22/20	9/29/20 19:59	TG
Aroclor-1242 [1]	ND	0.089	mg/Kg dry	4		SW-846 8082A	9/22/20	9/29/20 19:59	TG
Aroclor-1248 [2]	0.69	0.089	mg/Kg dry	4		SW-846 8082A	9/22/20	9/29/20 19:59	TG
Aroclor-1254 [1]	ND	0.089	mg/Kg dry	4		SW-846 8082A	9/22/20	9/29/20 19:59	TG
Aroclor-1260 [1]	ND	0.089	mg/Kg dry	4		SW-846 8082A	9/22/20	9/29/20 19:59	TG
Aroclor-1262 [1]	ND	0.089	mg/Kg dry	4		SW-846 8082A	9/22/20	9/29/20 19:59	TG
Aroclor-1268 [1]	ND	0.089	mg/Kg dry	4		SW-846 8082A	9/22/20	9/29/20 19:59	TG

Surrogates	% Recovery	Recovery Limits	Flag/Qual	
Decachlorobiphenyl [1]	86.2	30-150		9/29/20 19:59
Decachlorobiphenyl [2]	101	30-150		9/29/20 19:59
Tetrachloro-m-xylene [1]	93.1	30-150		9/29/20 19:59
Tetrachloro-m-xylene [2]	100	30-150		9/29/20 19:59

con-test® ANALYTICAL LABORATORY
39 Spruce Street * East Longmeadow, MA 01028 * FAX 413/525-6405 * TEL. 413/525-2332

Project Location: Greenwich, CT
Sample Description:
Work Order: 20I1051
Date Received: 9/18/2020
Field Sample #: AH12 (2-4)-1
Sampled: 9/18/2020 14:08
Sample ID: 20I1051-14
Sample Matrix: Soil

Conventional Chemistry Parameters by EPA/APHA/SW-846 Methods (Total)

Analyte	Results	RL	Units	Dilution	Flag/Qual	Method	Date Prepared	Date/Time Analyzed	Analyst
% Solids	86.1		% Wt	1		SM 2540G	9/28/20	9/28/20 14:10	CBM

con-test® ANALYTICAL LABORATORY
39 Spruce Street * East Longmeadow, MA 01028 * FAX 413/525-6405 * TEL. 413/525-2332

Project Location: Greenwich, CT
Sample Description:
Work Order: 20I1051
Date Received: 9/18/2020
Field Sample #: AH12 (4-5)-1
Sampled: 9/18/2020 14:10
Sample ID: 20I1051-15
Sample Matrix: Soil

Polychlorinated Biphenyls with 3540 Soxhlet Extraction

Analyte	Results	RL	Units	Dilution	Flag/Qual	Method	Date Prepared	Date/Time Analyzed	Analyst
Aroclor-1016 [1]	ND	0.078	mg/Kg dry	4		SW-846 8082A	9/22/20	9/29/20 20:17	TG
Aroclor-1221 [1]	ND	0.078	mg/Kg dry	4		SW-846 8082A	9/22/20	9/29/20 20:17	TG
Aroclor-1232 [1]	ND	0.078	mg/Kg dry	4		SW-846 8082A	9/22/20	9/29/20 20:17	TG
Aroclor-1242 [1]	ND	0.078	mg/Kg dry	4		SW-846 8082A	9/22/20	9/29/20 20:17	TG
Aroclor-1248 [1]	ND	0.078	mg/Kg dry	4		SW-846 8082A	9/22/20	9/29/20 20:17	TG
Aroclor-1254 [1]	ND	0.078	mg/Kg dry	4		SW-846 8082A	9/22/20	9/29/20 20:17	TG
Aroclor-1260 [1]	ND	0.078	mg/Kg dry	4		SW-846 8082A	9/22/20	9/29/20 20:17	TG
Aroclor-1262 [1]	ND	0.078	mg/Kg dry	4		SW-846 8082A	9/22/20	9/29/20 20:17	TG
Aroclor-1268 [1]	ND	0.078	mg/Kg dry	4		SW-846 8082A	9/22/20	9/29/20 20:17	TG

Surrogates	% Recovery	Recovery Limits	Flag/Qual	
Decachlorobiphenyl [1]	93.1	30-150		9/29/20 20:17
Decachlorobiphenyl [2]	103	30-150		9/29/20 20:17
Tetrachloro-m-xylene [1]	92.2	30-150		9/29/20 20:17
Tetrachloro-m-xylene [2]	99.1	30-150		9/29/20 20:17

con-test® ANALYTICAL LABORATORY

39 Spruce Street * East Longmeadow, MA 01028 * FAX 413/525-6405 * TEL. 413/525-2332

Project Location: Greenwich, CT
Sample Description:
Work Order: 20I1051

Date Received: 9/18/2020

Field Sample #: AH12 (4-5)-1
Sampled: 9/18/2020 14:10

Sample ID: 20I1051-15

Sample Matrix: Soil

Conventional Chemistry Parameters by EPA/APHA/SW-846 Methods (Total)

Analyte	Results	RL	Units	Dilution	Flag/Qual	Method	Date Prepared	Date/Time Analyzed	Analyst
% Solids	94.4		% Wt	1		SM 2540G	9/28/20	9/28/20 14:10	CBM

con-test® ANALYTICAL LABORATORY
39 Spruce Street * East Longmeadow, MA 01028 * FAX 413/525-6405 * TEL. 413/525-2332

Project Location: Greenwich, CT
Sample Description:
Work Order: 20I1051
Date Received: 9/18/2020
Field Sample #: AN11 (1-1.5)-1
Sampled: 9/18/2020 10:22
Sample ID: 20I1051-16
Sample Matrix: Soil

Polychlorinated Biphenyls with 3540 Soxhlet Extraction

Analyte	Results	RL	Units	Dilution	Flag/Qual	Method	Date Prepared	Date/Time Analyzed	Analyst
Aroclor-1016 [1]	ND	0.097	mg/Kg dry	4		SW-846 8082A	9/22/20	9/29/20 20:35	TG
Aroclor-1221 [1]	ND	0.097	mg/Kg dry	4		SW-846 8082A	9/22/20	9/29/20 20:35	TG
Aroclor-1232 [1]	ND	0.097	mg/Kg dry	4		SW-846 8082A	9/22/20	9/29/20 20:35	TG
Aroclor-1242 [1]	ND	0.097	mg/Kg dry	4		SW-846 8082A	9/22/20	9/29/20 20:35	TG
Aroclor-1248 [2]	2.0	0.097	mg/Kg dry	4		SW-846 8082A	9/22/20	9/29/20 20:35	TG
Aroclor-1254 [1]	ND	0.097	mg/Kg dry	4		SW-846 8082A	9/22/20	9/29/20 20:35	TG
Aroclor-1260 [1]	ND	0.097	mg/Kg dry	4		SW-846 8082A	9/22/20	9/29/20 20:35	TG
Aroclor-1262 [1]	ND	0.097	mg/Kg dry	4		SW-846 8082A	9/22/20	9/29/20 20:35	TG
Aroclor-1268 [1]	ND	0.097	mg/Kg dry	4		SW-846 8082A	9/22/20	9/29/20 20:35	TG

Surrogates	% Recovery	Recovery Limits	Flag/Qual	
Decachlorobiphenyl [1]	83.9	30-150		9/29/20 20:35
Decachlorobiphenyl [2]	98.5	30-150		9/29/20 20:35
Tetrachloro-m-xylene [1]	94.7	30-150		9/29/20 20:35
Tetrachloro-m-xylene [2]	100	30-150		9/29/20 20:35

con-test® ANALYTICAL LABORATORY

39 Spruce Street * East Longmeadow, MA 01028 * FAX 413/525-6405 * TEL. 413/525-2332

Project Location: Greenwich, CT
Sample Description:
Work Order: 20I1051

Date Received: 9/18/2020

Field Sample #: AN11 (1-1.5)-1
Sampled: 9/18/2020 10:22

Sample ID: 20I1051-16

Sample Matrix: Soil

Conventional Chemistry Parameters by EPA/APHA/SW-846 Methods (Total)

Analyte	Results	RL	Units	Dilution	Flag/Qual	Method	Date Prepared	Date/Time Analyzed	Analyst
% Solids	76.4		% Wt	1		SM 2540G	9/28/20	9/28/20 14:11	CBM

con-test® ANALYTICAL LABORATORY
39 Spruce Street * East Longmeadow, MA 01028 * FAX 413/525-6405 * TEL. 413/525-2332

Project Location: Greenwich, CT
Sample Description:
Work Order: 20I1051
Date Received: 9/18/2020
Field Sample #: AN11 (2-4)-1
Sampled: 9/18/2020 10:20
Sample ID: 20I1051-17
Sample Matrix: Soil

Polychlorinated Biphenyls with 3540 Soxhlet Extraction

Analyte	Results	RL	Units	Dilution	Flag/Qual	Method	Date Prepared	Date/Time Analyzed	Analyst
Aroclor-1016 [1]	ND	0.086	mg/Kg dry	4		SW-846 8082A	9/22/20	9/29/20 20:52	TG
Aroclor-1221 [1]	ND	0.086	mg/Kg dry	4		SW-846 8082A	9/22/20	9/29/20 20:52	TG
Aroclor-1232 [1]	ND	0.086	mg/Kg dry	4		SW-846 8082A	9/22/20	9/29/20 20:52	TG
Aroclor-1242 [1]	ND	0.086	mg/Kg dry	4		SW-846 8082A	9/22/20	9/29/20 20:52	TG
Aroclor-1248 [2]	1.0	0.086	mg/Kg dry	4		SW-846 8082A	9/22/20	9/29/20 20:52	TG
Aroclor-1254 [1]	ND	0.086	mg/Kg dry	4		SW-846 8082A	9/22/20	9/29/20 20:52	TG
Aroclor-1260 [1]	ND	0.086	mg/Kg dry	4		SW-846 8082A	9/22/20	9/29/20 20:52	TG
Aroclor-1262 [1]	ND	0.086	mg/Kg dry	4		SW-846 8082A	9/22/20	9/29/20 20:52	TG
Aroclor-1268 [1]	ND	0.086	mg/Kg dry	4		SW-846 8082A	9/22/20	9/29/20 20:52	TG

Surrogates	% Recovery	Recovery Limits	Flag/Qual	
Decachlorobiphenyl [1]	74.8	30-150		9/29/20 20:52
Decachlorobiphenyl [2]	95.5	30-150		9/29/20 20:52
Tetrachloro-m-xylene [1]	95.4	30-150		9/29/20 20:52
Tetrachloro-m-xylene [2]	101	30-150		9/29/20 20:52

39 Spruce Street * East Longmeadow, MA 01028 * FAX 413/525-6405 * TEL. 413/525-2332

Project Location: Greenwich, CT
Sample Description:
Work Order: 20I1051

Date Received: 9/18/2020

Field Sample #: AN11 (2-4)-1
Sampled: 9/18/2020 10:20

Sample ID: 20I1051-17

Sample Matrix: Soil

Conventional Chemistry Parameters by EPA/APHA/SW-846 Methods (Total)

Analyte	Results	RL	Units	Dilution	Flag/Qual	Method	Date Prepared	Date/Time Analyzed	Analyst
% Solids	90.2		% Wt	1		SM 2540G	9/28/20	9/28/20 14:11	CBM

con-test® ANALYTICAL LABORATORY

39 Spruce Street * East Longmeadow, MA 01028 * FAX 413/525-6405 * TEL. 413/525-2332

Project Location: Greenwich, CT
Sample Description:
Work Order: 20I1051

Date Received: 9/18/2020

Field Sample #: AN11 (4-5)-1
Sampled: 9/18/2020 10:18

Sample ID: 20I1051-18

Sample Matrix: Soil

Polychlorinated Biphenyls with 3540 Soxhlet Extraction

Analyte	Results	RL	Units	Dilution	Flag/Qual	Method	Date Prepared	Date/Time Analyzed	Analyst
Aroclor-1016 [1]	ND	2.1	mg/Kg dry	100		SW-846 8082A	9/22/20	9/30/20 2:57	TG
Aroclor-1221 [1]	ND	2.1	mg/Kg dry	100		SW-846 8082A	9/22/20	9/30/20 2:57	TG
Aroclor-1232 [1]	ND	2.1	mg/Kg dry	100		SW-846 8082A	9/22/20	9/30/20 2:57	TG
Aroclor-1242 [1]	ND	2.1	mg/Kg dry	100		SW-846 8082A	9/22/20	9/30/20 2:57	TG
Aroclor-1248 [1]	16	2.1	mg/Kg dry	100		SW-846 8082A	9/22/20	9/30/20 2:57	TG
Aroclor-1254 [1]	ND	2.1	mg/Kg dry	100		SW-846 8082A	9/22/20	9/30/20 2:57	TG
Aroclor-1260 [1]	ND	2.1	mg/Kg dry	100		SW-846 8082A	9/22/20	9/30/20 2:57	TG
Aroclor-1262 [1]	ND	2.1	mg/Kg dry	100		SW-846 8082A	9/22/20	9/30/20 2:57	TG
Aroclor-1268 [1]	ND	2.1	mg/Kg dry	100		SW-846 8082A	9/22/20	9/30/20 2:57	TG

Surrogates	% Recovery	Recovery Limits	Flag/Qual	
Decachlorobiphenyl [1]	*	30-150	S-01	9/30/20 2:57
Decachlorobiphenyl [2]	*	30-150	S-01	9/30/20 2:57
Tetrachloro-m-xylene [1]	*	30-150	S-01	9/30/20 2:57
Tetrachloro-m-xylene [2]	*	30-150	S-01	9/30/20 2:57

con-test® ANALYTICAL LABORATORY

39 Spruce Street * East Longmeadow, MA 01028 * FAX 413/525-6405 * TEL. 413/525-2332

Project Location: Greenwich, CT
Sample Description:
Work Order: 20I1051

Date Received: 9/18/2020

Field Sample #: AN11 (4-5)-1
Sampled: 9/18/2020 10:18

Sample ID: 20I1051-18

Sample Matrix: Soil

Conventional Chemistry Parameters by EPA/APHA/SW-846 Methods (Total)

Analyte	Results	RL	Units	Dilution	Flag/Qual	Method	Date Prepared	Date/Time Analyzed	Analyst
% Solids	91.6		% Wt	1		SM 2540G	9/28/20	9/28/20 14:11	CBM

con-test® ANALYTICAL LABORATORY
39 Spruce Street * East Longmeadow, MA 01028 * FAX 413/525-6405 * TEL. 413/525-2332

Project Location: Greenwich, CT
Sample Description:
Work Order: 20I1051
Date Received: 9/18/2020
Field Sample #: AG11 (1-1.5)-1
Sampled: 9/18/2020 13:10
Sample ID: 20I1051-19
Sample Matrix: Soil

Polychlorinated Biphenyls with 3540 Soxhlet Extraction

Analyte	Results	RL	Units	Dilution	Flag/Qual	Method	Date Prepared	Date/Time Analyzed	Analyst
Aroclor-1016 [1]	ND	0.093	mg/Kg dry	4		SW-846 8082A	9/22/20	9/29/20 21:28	TG
Aroclor-1221 [1]	ND	0.093	mg/Kg dry	4		SW-846 8082A	9/22/20	9/29/20 21:28	TG
Aroclor-1232 [1]	ND	0.093	mg/Kg dry	4		SW-846 8082A	9/22/20	9/29/20 21:28	TG
Aroclor-1242 [2]	0.55	0.093	mg/Kg dry	4		SW-846 8082A	9/22/20	9/29/20 21:28	TG
Aroclor-1248 [1]	ND	0.093	mg/Kg dry	4		SW-846 8082A	9/22/20	9/29/20 21:28	TG
Aroclor-1254 [1]	ND	0.093	mg/Kg dry	4		SW-846 8082A	9/22/20	9/29/20 21:28	TG
Aroclor-1260 [1]	ND	0.093	mg/Kg dry	4		SW-846 8082A	9/22/20	9/29/20 21:28	TG
Aroclor-1262 [1]	ND	0.093	mg/Kg dry	4		SW-846 8082A	9/22/20	9/29/20 21:28	TG
Aroclor-1268 [1]	ND	0.093	mg/Kg dry	4		SW-846 8082A	9/22/20	9/29/20 21:28	TG

Surrogates	% Recovery	Recovery Limits	Flag/Qual	
Decachlorobiphenyl [1]	71.0	30-150		9/29/20 21:28
Decachlorobiphenyl [2]	92.6	30-150		9/29/20 21:28
Tetrachloro-m-xylene [1]	92.6	30-150		9/29/20 21:28
Tetrachloro-m-xylene [2]	100	30-150		9/29/20 21:28

con-test® ANALYTICAL LABORATORY

39 Spruce Street * East Longmeadow, MA 01028 * FAX 413/525-6405 * TEL. 413/525-2332

Project Location: Greenwich, CT
Sample Description:
Work Order: 20I1051

Date Received: 9/18/2020

Field Sample #: AG11 (1-1.5)-1
Sampled: 9/18/2020 13:10

Sample ID: 20I1051-19

Sample Matrix: Soil

Conventional Chemistry Parameters by EPA/APHA/SW-846 Methods (Total)

Analyte	Results	RL	Units	Dilution	Flag/Qual	Method	Date Prepared	Date/Time Analyzed	Analyst
% Solids	80.9		% Wt	1		SM 2540G	9/28/20	9/28/20 14:11	CBM

con-test® ANALYTICAL LABORATORY

39 Spruce Street * East Longmeadow, MA 01028 * FAX 413/525-6405 * TEL. 413/525-2332

Project Location: Greenwich, CT
Sample Description:
Work Order: 20I1051

Date Received: 9/18/2020

Field Sample #: AG11 (2-4)-1
Sampled: 9/18/2020 13:12

Sample ID: 20I1051-20

Sample Matrix: Soil

Polychlorinated Biphenyls with 3540 Soxhlet Extraction

Analyte	Results	RL	Units	Dilution	Flag/Qual	Method	Date Prepared	Date/Time Analyzed	Analyst
Aroclor-1016 [1]	ND	4.5	mg/Kg dry	200		SW-846 8082A	9/22/20	9/30/20 3:15	TG
Aroclor-1221 [1]	ND	4.5	mg/Kg dry	200		SW-846 8082A	9/22/20	9/30/20 3:15	TG
Aroclor-1232 [1]	ND	4.5	mg/Kg dry	200		SW-846 8082A	9/22/20	9/30/20 3:15	TG
Aroclor-1242 [2]	42	4.5	mg/Kg dry	200		SW-846 8082A	9/22/20	9/30/20 3:15	TG
Aroclor-1248 [1]	ND	4.5	mg/Kg dry	200		SW-846 8082A	9/22/20	9/30/20 3:15	TG
Aroclor-1254 [1]	ND	4.5	mg/Kg dry	200		SW-846 8082A	9/22/20	9/30/20 3:15	TG
Aroclor-1260 [1]	ND	4.5	mg/Kg dry	200		SW-846 8082A	9/22/20	9/30/20 3:15	TG
Aroclor-1262 [1]	ND	4.5	mg/Kg dry	200		SW-846 8082A	9/22/20	9/30/20 3:15	TG
Aroclor-1268 [1]	ND	4.5	mg/Kg dry	200		SW-846 8082A	9/22/20	9/30/20 3:15	TG

Surrogates	% Recovery	Recovery Limits	Flag/Qual	
Decachlorobiphenyl [1]	*	30-150	S-01	9/30/20 3:15
Decachlorobiphenyl [2]	*	30-150	S-01	9/30/20 3:15
Tetrachloro-m-xylene [1]	*	30-150	S-01	9/30/20 3:15
Tetrachloro-m-xylene [2]	*	30-150	S-01	9/30/20 3:15

con-test® ANALYTICAL LABORATORY

39 Spruce Street * East Longmeadow, MA 01028 * FAX 413/525-6405 * TEL. 413/525-2332

Project Location: Greenwich, CT
Sample Description:
Work Order: 20I1051

Date Received: 9/18/2020

Field Sample #: AG11 (2-4)-1
Sampled: 9/18/2020 13:12

Sample ID: 20I1051-20

Sample Matrix: Soil

Conventional Chemistry Parameters by EPA/APHA/SW-846 Methods (Total)

Analyte	Results	RL	Units	Dilution	Flag/Qual	Method	Date Prepared	Date/Time Analyzed	Analyst
% Solids	84.5		% Wt	1		SM 2540G	9/28/20	9/28/20 14:11	CBM

con-test® ANALYTICAL LABORATORY
39 Spruce Street * East Longmeadow, MA 01028 * FAX 413/525-6405 * TEL. 413/525-2332

Project Location: Greenwich, CT
Sample Description:
Work Order: 20I1051
Date Received: 9/18/2020
Field Sample #: AG11 (4-5)-1
Sampled: 9/18/2020 13:14
Sample ID: 20I1051-21
Sample Matrix: Soil

Polychlorinated Biphenyls with 3540 Soxhlet Extraction

Analyte	Results	RL	Units	Dilution	Flag/Qual	Method	Date Prepared	Date/Time Analyzed	Analyst
Aroclor-1016 [1]	ND	97	mg/Kg dry	4000		SW-846 8082A	9/21/20	9/29/20 9:15	AYH
Aroclor-1221 [1]	ND	97	mg/Kg dry	4000		SW-846 8082A	9/21/20	9/29/20 9:15	AYH
Aroclor-1232 [1]	ND	97	mg/Kg dry	4000		SW-846 8082A	9/21/20	9/29/20 9:15	AYH
Aroclor-1242 [2]	2400	97	mg/Kg dry	4000		SW-846 8082A	9/21/20	9/29/20 9:15	AYH
Aroclor-1248 [1]	ND	97	mg/Kg dry	4000		SW-846 8082A	9/21/20	9/29/20 9:15	AYH
Aroclor-1254 [1]	ND	97	mg/Kg dry	4000		SW-846 8082A	9/21/20	9/29/20 9:15	AYH
Aroclor-1260 [1]	ND	97	mg/Kg dry	4000		SW-846 8082A	9/21/20	9/29/20 9:15	AYH
Aroclor-1262 [1]	ND	97	mg/Kg dry	4000		SW-846 8082A	9/21/20	9/29/20 9:15	AYH
Aroclor-1268 [1]	ND	97	mg/Kg dry	4000		SW-846 8082A	9/21/20	9/29/20 9:15	AYH

Surrogates	% Recovery	Recovery Limits	Flag/Qual	
Decachlorobiphenyl [1]	*	30-150	S-01	9/29/20 9:15
Decachlorobiphenyl [2]	*	30-150	S-01	9/29/20 9:15
Tetrachloro-m-xylene [1]	*	30-150	S-01	9/29/20 9:15
Tetrachloro-m-xylene [2]	*	30-150	S-01	9/29/20 9:15

con-test® ANALYTICAL LABORATORY
39 Spruce Street * East Longmeadow, MA 01028 * FAX 413/525-6405 * TEL. 413/525-2332

Project Location: Greenwich, CT
Sample Description:
Work Order: 20I1051
Date Received: 9/18/2020
Field Sample #: AG11 (4-5)-1
Sampled: 9/18/2020 13:14
Sample ID: 20I1051-21
Sample Matrix: Soil

Conventional Chemistry Parameters by EPA/APHA/SW-846 Methods (Total)

Analyte	Results	RL	Units	Dilution	Flag/Qual	Method	Date Prepared	Date/Time Analyzed	Analyst
% Solids	80.8		% Wt	1		SM 2540G	9/28/20	9/28/20 14:12	CBM

con-test® ANALYTICAL LABORATORY

39 Spruce Street * East Longmeadow, MA 01028 * FAX 413/525-6405 * TEL. 413/525-2332

Sample Extraction Data

Prep Method: % Solids **Analytical Method: SM 2540G**

Lab Number [Field ID]	Batch	Date
20I1051-01 [AM13 (1-1.5)-1]	B267389	09/28/20
20I1051-02 [AM13 (2-4)-1]	B267389	09/28/20
20I1051-03 [AM13 (4-5)-1]	B267389	09/28/20
20I1051-04 [AO13 (1-1.5)-1]	B267389	09/28/20
20I1051-05 [AO13 (2-4)-1]	B267389	09/28/20
20I1051-06 [AO13 (4-5)-1]	B267389	09/28/20
20I1051-07 [AN12 (1-1.5)-1]	B267389	09/28/20
20I1051-08 [AN12 (2-4)-1]	B267389	09/28/20
20I1051-09 [AN12 (4-5)-1]	B267389	09/28/20
20I1051-10 [AQ14 (1-1.5)-1]	B267389	09/28/20
20I1051-11 [AQ14 (2-4)-1]	B267389	09/28/20
20I1051-12 [AQ14 (4-5)-1]	B267389	09/28/20
20I1051-13 [AH12 (1-1.5)-1]	B267389	09/28/20
20I1051-14 [AH12 (2-4)-1]	B267389	09/28/20
20I1051-15 [AH12 (4-5)-1]	B267389	09/28/20
20I1051-16 [AN11 (1-1.5)-1]	B267389	09/28/20
20I1051-17 [AN11 (2-4)-1]	B267389	09/28/20
20I1051-18 [AN11 (4-5)-1]	B267389	09/28/20
20I1051-19 [AG11 (1-1.5)-1]	B267389	09/28/20
20I1051-20 [AG11 (2-4)-1]	B267389	09/28/20
20I1051-21 [AG11 (4-5)-1]	B267389	09/28/20

Prep Method: SW-846 3540C **Analytical Method: SW-846 8082A**

Lab Number [Field ID]	Batch	Initial [g]	Final [mL]	Date
20I1051-21 [AG11 (4-5)-1]	B266961	10.2	10.0	09/21/20

Prep Method: SW-846 3540C **Analytical Method: SW-846 8082A**

Lab Number [Field ID]	Batch	Initial [g]	Final [mL]	Date
20I1051-01 [AM13 (1-1.5)-1]	B266991	10.1	10.0	09/22/20
20I1051-02 [AM13 (2-4)-1]	B266991	10.7	10.0	09/22/20
20I1051-03 [AM13 (4-5)-1]	B266991	10.1	10.0	09/22/20
20I1051-04 [AO13 (1-1.5)-1]	B266991	10.3	10.0	09/22/20
20I1051-05 [AO13 (2-4)-1]	B266991	10.6	10.0	09/22/20
20I1051-06 [AO13 (4-5)-1]	B266991	10.2	10.0	09/22/20
20I1051-07 [AN12 (1-1.5)-1]	B266991	10.8	10.0	09/22/20
20I1051-08 [AN12 (2-4)-1]	B266991	10.2	10.0	09/22/20
20I1051-09 [AN12 (4-5)-1]	B266991	10.2	10.0	09/22/20
20I1051-10 [AQ14 (1-1.5)-1]	B266991	10.5	10.0	09/22/20
20I1051-11 [AQ14 (2-4)-1]	B266991	10.1	10.0	09/22/20
20I1051-12 [AQ14 (4-5)-1]	B266991	10.4	10.0	09/22/20
20I1051-13 [AH12 (1-1.5)-1]	B266991	10.3	10.0	09/22/20
20I1051-14 [AH12 (2-4)-1]	B266991	10.4	10.0	09/22/20
20I1051-15 [AH12 (4-5)-1]	B266991	10.9	10.0	09/22/20
20I1051-16 [AN11 (1-1.5)-1]	B266991	10.8	10.0	09/22/20
20I1051-17 [AN11 (2-4)-1]	B266991	10.3	10.0	09/22/20
20I1051-18 [AN11 (4-5)-1]	B266991	10.4	10.0	09/22/20
20I1051-19 [AG11 (1-1.5)-1]	B266991	10.6	10.0	09/22/20
20I1051-20 [AG11 (2-4)-1]	B266991	10.6	10.0	09/22/20

con-test® ANALYTICAL LABORATORY

39 Spruce Street * East Longmeadow, MA 01028 * FAX 413/525-6405 * TEL. 413/525-2332

QUALITY CONTROL

Polychlorinated Biphenyls with 3540 Soxhlet Extraction - Quality Control

Analyte	Result	Reporting Limit	Units	Spike Level	Source Result	%REC	%REC Limits	RPD	RPD Limit	Notes
Batch B266961 - SW-846 3540C										
Blank (B266961-BLK1)				Prepared: 09/21/20 Analyzed: 09/24/20						
Aroclor-1016	ND	0.020	mg/Kg wet							
Aroclor-1016 [2C]	ND	0.020	mg/Kg wet							
Aroclor-1221	ND	0.020	mg/Kg wet							
Aroclor-1221 [2C]	ND	0.020	mg/Kg wet							
Aroclor-1232	ND	0.020	mg/Kg wet							
Aroclor-1232 [2C]	ND	0.020	mg/Kg wet							
Aroclor-1242	ND	0.020	mg/Kg wet							
Aroclor-1242 [2C]	ND	0.020	mg/Kg wet							
Aroclor-1248	ND	0.020	mg/Kg wet							
Aroclor-1248 [2C]	ND	0.020	mg/Kg wet							
Aroclor-1254	ND	0.020	mg/Kg wet							
Aroclor-1254 [2C]	ND	0.020	mg/Kg wet							
Aroclor-1260	ND	0.020	mg/Kg wet							
Aroclor-1260 [2C]	ND	0.020	mg/Kg wet							
Aroclor-1262	ND	0.020	mg/Kg wet							
Aroclor-1262 [2C]	ND	0.020	mg/Kg wet							
Aroclor-1268	ND	0.020	mg/Kg wet							
Aroclor-1268 [2C]	ND	0.020	mg/Kg wet							
Surrogate: Decachlorobiphenyl	*0.210*		mg/Kg wet	0.200		105	30-150			
Surrogate: Decachlorobiphenyl [2C]	*0.228*		mg/Kg wet	0.200		114	30-150			
Surrogate: Tetrachloro-m-xylene	*0.182*		mg/Kg wet	0.200		90.8	30-150			
Surrogate: Tetrachloro-m-xylene [2C]	*0.180*		mg/Kg wet	0.200		89.9	30-150			
LCS (B266961-BS1)				Prepared: 09/21/20 Analyzed: 09/24/20						
Aroclor-1016	0.18	0.020	mg/Kg wet	0.200		89.9	40-140			
Aroclor-1016 [2C]	0.19	0.020	mg/Kg wet	0.200		94.0	40-140			
Aroclor-1260	0.18	0.020	mg/Kg wet	0.200		91.2	40-140			
Aroclor-1260 [2C]	0.19	0.020	mg/Kg wet	0.200		97.0	40-140			V-06
Surrogate: Decachlorobiphenyl	*0.207*		mg/Kg wet	0.200		103	30-150			
Surrogate: Decachlorobiphenyl [2C]	*0.225*		mg/Kg wet	0.200		113	30-150			
Surrogate: Tetrachloro-m-xylene	*0.188*		mg/Kg wet	0.200		94.1	30-150			
Surrogate: Tetrachloro-m-xylene [2C]	*0.185*		mg/Kg wet	0.200		92.3	30-150			
LCS Dup (B266961-BSD1)				Prepared: 09/21/20 Analyzed: 09/24/20						
Aroclor-1016	0.17	0.020	mg/Kg wet	0.200		84.4	40-140	6.33	30	
Aroclor-1016 [2C]	0.18	0.020	mg/Kg wet	0.200		88.6	40-140	5.89	30	
Aroclor-1260	0.17	0.020	mg/Kg wet	0.200		85.2	40-140	6.83	30	
Aroclor-1260 [2C]	0.18	0.020	mg/Kg wet	0.200		90.3	40-140	7.09	30	V-06
Surrogate: Decachlorobiphenyl	*0.193*		mg/Kg wet	0.200		96.7	30-150			
Surrogate: Decachlorobiphenyl [2C]	*0.211*		mg/Kg wet	0.200		105	30-150			
Surrogate: Tetrachloro-m-xylene	*0.189*		mg/Kg wet	0.200		94.4	30-150			
Surrogate: Tetrachloro-m-xylene [2C]	*0.187*		mg/Kg wet	0.200		93.4	30-150			

con-test® ANALYTICAL LABORATORY

39 Spruce Street * East Longmeadow, MA 01028 * FAX 413/525-6405 * TEL. 413/525-2332

QUALITY CONTROL

Polychlorinated Biphenyls with 3540 Soxhlet Extraction - Quality Control

Analyte	Result	Reporting Limit	Units	Spike Level	Source Result	%REC	%REC Limits	RPD	RPD Limit	Notes
Batch B266991 - SW-846 3540C										
Blank (B266991-BLK1)				Prepared: 09/22/20 Analyzed: 09/29/20						
Aroclor-1016	ND	0.020	mg/Kg wet							
Aroclor-1016 [2C]	ND	0.020	mg/Kg wet							
Aroclor-1221	ND	0.020	mg/Kg wet							
Aroclor-1221 [2C]	ND	0.020	mg/Kg wet							
Aroclor-1232	ND	0.020	mg/Kg wet							
Aroclor-1232 [2C]	ND	0.020	mg/Kg wet							
Aroclor-1242	ND	0.020	mg/Kg wet							
Aroclor-1242 [2C]	ND	0.020	mg/Kg wet							
Aroclor-1248	ND	0.020	mg/Kg wet							
Aroclor-1248 [2C]	ND	0.020	mg/Kg wet							
Aroclor-1254	ND	0.020	mg/Kg wet							
Aroclor-1254 [2C]	ND	0.020	mg/Kg wet							
Aroclor-1260	ND	0.020	mg/Kg wet							
Aroclor-1260 [2C]	ND	0.020	mg/Kg wet							
Aroclor-1262	ND	0.020	mg/Kg wet							
Aroclor-1262 [2C]	ND	0.020	mg/Kg wet							
Aroclor-1268	ND	0.020	mg/Kg wet							
Aroclor-1268 [2C]	ND	0.020	mg/Kg wet							
Surrogate: Decachlorobiphenyl	*0.204*		mg/Kg wet	0.200		102	30-150			
Surrogate: Decachlorobiphenyl [2C]	*0.208*		mg/Kg wet	0.200		104	30-150			
Surrogate: Tetrachloro-m-xylene	*0.175*		mg/Kg wet	0.200		87.4	30-150			
Surrogate: Tetrachloro-m-xylene [2C]	*0.185*		mg/Kg wet	0.200		92.4	30-150			
LCS (B266991-BS1)				Prepared: 09/22/20 Analyzed: 09/29/20						
Aroclor-1016	0.18	0.020	mg/Kg wet	0.200		90.4	40-140			
Aroclor-1016 [2C]	0.19	0.020	mg/Kg wet	0.200		94.2	40-140			
Aroclor-1260	0.18	0.020	mg/Kg wet	0.200		89.1	40-140			
Aroclor-1260 [2C]	0.17	0.020	mg/Kg wet	0.200		87.4	40-140			
Surrogate: Decachlorobiphenyl	*0.205*		mg/Kg wet	0.200		103	30-150			
Surrogate: Decachlorobiphenyl [2C]	*0.211*		mg/Kg wet	0.200		105	30-150			
Surrogate: Tetrachloro-m-xylene	*0.171*		mg/Kg wet	0.200		85.6	30-150			
Surrogate: Tetrachloro-m-xylene [2C]	*0.181*		mg/Kg wet	0.200		90.6	30-150			
LCS Dup (B266991-BSD1)				Prepared: 09/22/20 Analyzed: 09/29/20						
Aroclor-1016	0.18	0.020	mg/Kg wet	0.200		88.4	40-140	2.19	30	
Aroclor-1016 [2C]	0.18	0.020	mg/Kg wet	0.200		92.1	40-140	2.23	30	
Aroclor-1260	0.18	0.020	mg/Kg wet	0.200		88.5	40-140	0.731	30	
Aroclor-1260 [2C]	0.17	0.020	mg/Kg wet	0.200		87.2	40-140	0.261	30	
Surrogate: Decachlorobiphenyl	*0.206*		mg/Kg wet	0.200		103	30-150			
Surrogate: Decachlorobiphenyl [2C]	*0.212*		mg/Kg wet	0.200		106	30-150			
Surrogate: Tetrachloro-m-xylene	*0.155*		mg/Kg wet	0.200		77.4	30-150			
Surrogate: Tetrachloro-m-xylene [2C]	*0.165*		mg/Kg wet	0.200		82.4	30-150			

con-test® ANALYTICAL LABORATORY

39 Spruce Street * East Longmeadow, MA 01028 * FAX 413/525-6405 * TEL. 413/525-2332

QUALITY CONTROL

Polychlorinated Biphenyls with 3540 Soxhlet Extraction - Quality Control

Analyte	Result	Reporting Limit	Units	Spike Level	Source Result	%REC		%REC Limits	RPD	RPD Limit	Notes
Batch B266991 - SW-846 3540C											
Matrix Spike (B266991-MS1)		**Source: 20I1051-01**		Prepared: 09/22/20 Analyzed: 09/29/20							
Aroclor-1016	7.8	0.091	mg/Kg dry	0.228	ND	**3410**	*	40-140			MS-21
Aroclor-1016 [2C]	8.8	0.091	mg/Kg dry	0.228	ND	**3850**	*	40-140			MS-21
Aroclor-1260	0.42	0.091	mg/Kg dry	0.228	ND	**183**	*	40-140			MS-21
Aroclor-1260 [2C]	0.64	0.091	mg/Kg dry	0.228	ND	**279**	*	40-140			MS-21
Surrogate: Decachlorobiphenyl	*0.255*		mg/Kg dry	0.228		112		30-150			
Surrogate: Decachlorobiphenyl [2C]	*0.233*		mg/Kg dry	0.228		102		30-150			
Surrogate: Tetrachloro-m-xylene	*0.220*		mg/Kg dry	0.228		96.6		30-150			
Surrogate: Tetrachloro-m-xylene [2C]	*0.232*		mg/Kg dry	0.228		102		30-150			
Matrix Spike Dup (B266991-MSD1)		**Source: 20I1051-01**		Prepared: 09/22/20 Analyzed: 09/29/20							
Aroclor-1016	7.0	0.090	mg/Kg dry	0.226	ND	**3090**	*	40-140	10.9	50	MS-21
Aroclor-1016 [2C]	8.5	0.090	mg/Kg dry	0.226	ND	**3750**	*	40-140	3.63	50	MS-21
Aroclor-1260	0.48	0.090	mg/Kg dry	0.226	ND	**212**	*	40-140		50	MS-21
Aroclor-1260 [2C]	0.61	0.090	mg/Kg dry	0.226	ND	**272**	*	40-140		50	MS-21
Surrogate: Decachlorobiphenyl	*0.198*		mg/Kg dry	0.226		87.7		30-150			
Surrogate: Decachlorobiphenyl [2C]	*0.220*		mg/Kg dry	0.226		97.4		30-150			
Surrogate: Tetrachloro-m-xylene	*0.215*		mg/Kg dry	0.226		95.4		30-150			
Surrogate: Tetrachloro-m-xylene [2C]	*0.231*		mg/Kg dry	0.226		102		30-150			

con-test® ANALYTICAL LABORATORY

39 Spruce Street * East Longmeadow, MA 01028 * FAX 413/525-6405 * TEL. 413/525-2332

IDENTIFICATION SUMMARY FOR SINGLE COMPONENT ANALYTES

SW-846 8082A

AM13 (1-1.5)-1

Lab Sample ID: 20I1051-01 Date(s) Analyzed: 09/30/2020 09/30/2020

Instrument ID (1): ECD3 Instrument ID (2): ECD3

GC Column (1): ID: (mm) GC Column (2): ID: (mm)

ANALYTE	COL	RT	RT WINDOW		CONCENTRATION	%RPD
			FROM	TO		
Aroclor-1248	1	0.000	-0.030	0.030	22	
	2	0.000	-0.030	0.030	22	4.4

con-test® ANALYTICAL LABORATORY

39 Spruce Street * East Longmeadow, MA 01028 * FAX 413/525-6405 * TEL. 413/525-2332

IDENTIFICATION SUMMARY FOR SINGLE COMPONENT ANALYTES

SW-846 8082A

AM13 (2-4)-1

Lab Sample ID: 20I1051-02

Date(s) Analyzed: 09/30/2020 09/30/2020

Instrument ID (1): ECD3

Instrument ID (2): ECD3

GC Column (1): ID: (mm)

GC Column (2): ID: (mm)

ANALYTE	COL	RT	RT WINDOW		CONCENTRATION	%RPD
			FROM	TO		
Aroclor-1248	1	0.000	-0.030	0.030	33	
	2	0.000	-0.030	0.030	32	3.1

con-test® ANALYTICAL LABORATORY

39 Spruce Street * East Longmeadow, MA 01028 * FAX 413/525-6405 * TEL. 413/525-2332

IDENTIFICATION SUMMARY FOR SINGLE COMPONENT ANALYTES

SW-846 8082A

AM13 (4-5)-1

Lab Sample ID: 20I1051-03

Date(s) Analyzed: 09/30/2020 09/30/2020

Instrument ID (1): ECD3

Instrument ID (2): ECD3

GC Column (1): ID: (mm)

GC Column (2): ID: (mm)

ANALYTE	COL	RT	RT WINDOW		CONCENTRATION	%RPD
			FROM	TO		
Aroclor-1248	1	0.000	-0.030	0.030	13	
	2	0.000	-0.030	0.030	13	0.0

con-test® ANALYTICAL LABORATORY

39 Spruce Street * East Longmeadow, MA 01028 * FAX 413/525-6405 * TEL. 413/525-2332

IDENTIFICATION SUMMARY FOR SINGLE COMPONENT ANALYTES

SW-846 8082A

AO13 (1-1.5)-1

Lab Sample ID: 20I1051-04

Date(s) Analyzed: 09/29/2020 09/29/2020

Instrument ID (1): ECD3

Instrument ID (2): ECD3

GC Column (1): ID: (mm)

GC Column (2): ID: (mm)

ANALYTE	COL	RT	RT WINDOW		CONCENTRATION	%RPD
			FROM	TO		
Aroclor-1248	1	0.000	-0.030	0.030	0.73	
	2	0.000	-0.030	0.030	0.67	8.6

con-test® ANALYTICAL LABORATORY

39 Spruce Street * East Longmeadow, MA 01028 * FAX 413/525-6405 * TEL. 413/525-2332

IDENTIFICATION SUMMARY FOR SINGLE COMPONENT ANALYTES

SW-846 8082A

AO13 (2-4)-1

Lab Sample ID: 20I1051-05

Date(s) Analyzed: 09/29/2020 09/29/2020

Instrument ID (1): ECD3

Instrument ID (2): ECD3

GC Column (1): ID: (mm)

GC Column (2): ID: (mm)

ANALYTE	COL	RT	RT WINDOW		CONCENTRATION	%RPD
			FROM	TO		
Aroclor-1248	1	0.000	-0.030	0.030	2.2	
	2	0.000	-0.030	0.030	2.1	4.7

con-test® ANALYTICAL LABORATORY

39 Spruce Street * East Longmeadow, MA 01028 * FAX 413/525-6405 * TEL. 413/525-2332

IDENTIFICATION SUMMARY FOR SINGLE COMPONENT ANALYTES

SW-846 8082A

AO13 (4-5)-1

Lab Sample ID: 20I1051-06

Date(s) Analyzed: 09/30/2020 09/30/2020

Instrument ID (1): ECD3

Instrument ID (2): ECD3

GC Column (1): ID: (mm)

GC Column (2): ID: (mm)

ANALYTE	COL	RT	RT WINDOW		CONCENTRATION	%RPD
			FROM	TO		
Aroclor-1248	1	0.000	-0.030	0.030	170	
	2	0.000	-0.030	0.030	170	0.0

con-test® ANALYTICAL LABORATORY

39 Spruce Street * East Longmeadow, MA 01028 * FAX 413/525-6405 * TEL. 413/525-2332

IDENTIFICATION SUMMARY FOR SINGLE COMPONENT ANALYTES

SW-846 8082A

AN12 (1-1.5)-1

Lab Sample ID: 20I1051-07 Date(s) Analyzed: 09/30/2020 09/30/2020

Instrument ID (1): ECD3 Instrument ID (2): ECD3

GC Column (1): ID: (mm) GC Column (2): ID: (mm)

ANALYTE	COL	RT	RT WINDOW		CONCENTRATION	%RPD
			FROM	TO		
Aroclor-1248	1	0.000	-0.030	0.030	0.63	
	2	0.000	-0.030	0.030	0.62	1.6

con-test® ANALYTICAL LABORATORY

39 Spruce Street * East Longmeadow, MA 01028 * FAX 413/525-6405 * TEL. 413/525-2332

IDENTIFICATION SUMMARY FOR SINGLE COMPONENT ANALYTES

SW-846 8082A

AN12 (2-4)-1

Lab Sample ID: 20I1051-08

Date(s) Analyzed: 09/30/2020 09/30/2020

Instrument ID (1): ECD3

Instrument ID (2): ECD3

GC Column (1): ID: (mm)

GC Column (2): ID: (mm)

ANALYTE	COL	RT	RT WINDOW		CONCENTRATION	%RPD
			FROM	TO		
Aroclor-1248	1	0.000	-0.030	0.030	97	
	2	0.000	-0.030	0.030	100	3.1

con-test® ANALYTICAL LABORATORY

39 Spruce Street * East Longmeadow, MA 01028 * FAX 413/525-6405 * TEL. 413/525-2332

IDENTIFICATION SUMMARY FOR SINGLE COMPONENT ANALYTES

SW-846 8082A

AN12 (4-5)-1

Lab Sample ID: 20I1051-09

Date(s) Analyzed: 09/30/2020 09/30/2020

Instrument ID (1): ECD3

Instrument ID (2): ECD3

GC Column (1): ID: (mm)

GC Column (2): ID: (mm)

ANALYTE	COL	RT	RT WINDOW		CONCENTRATION	%RPD
			FROM	TO		
Aroclor-1248	1	0.000	-0.030	0.030	0.20	
	2	0.000	-0.030	0.030	0.21	4.9

con-test® ANALYTICAL LABORATORY

39 Spruce Street * East Longmeadow, MA 01028 * FAX 413/525-6405 * TEL. 413/525-2332

IDENTIFICATION SUMMARY FOR SINGLE COMPONENT ANALYTES

SW-846 8082A

AQ14 (1-1.5)-1

Lab Sample ID: 20I1051-10

Date(s) Analyzed: 09/30/2020 09/30/2020

Instrument ID (1): ECD3

Instrument ID (2): ECD3

GC Column (1): ID: (mm)

GC Column (2): ID: (mm)

ANALYTE	COL	RT	RT WINDOW		CONCENTRATION	%RPD
			FROM	TO		
Aroclor-1248	1	0.000	-0.030	0.030	120	
	2	0.000	-0.030	0.030	120	0.0

con-test® ANALYTICAL LABORATORY

39 Spruce Street * East Longmeadow, MA 01028 * FAX 413/525-6405 * TEL. 413/525-2332

IDENTIFICATION SUMMARY FOR SINGLE COMPONENT ANALYTES

SW-846 8082A

AH12 (1-1.5)-1

Lab Sample ID: 20I1051-13 Date(s) Analyzed: 09/30/2020 09/30/2020

Instrument ID (1): ECD3 Instrument ID (2): ECD3

GC Column (1): ID: (mm) GC Column (2): ID: (mm)

ANALYTE	COL	RT	RT WINDOW		CONCENTRATION	%RPD
			FROM	TO		
Aroclor-1248	1	0.000	-0.030	0.030	3.9	
	2	0.000	-0.030	0.030	3.9	2.5

con-test® ANALYTICAL LABORATORY

39 Spruce Street * East Longmeadow, MA 01028 * FAX 413/525-6405 * TEL. 413/525-2332

IDENTIFICATION SUMMARY FOR SINGLE COMPONENT ANALYTES

SW-846 8082A

AH12 (2-4)-1

Lab Sample ID: 20I1051-14 Date(s) Analyzed: 09/29/2020 09/29/2020

Instrument ID (1): ECD3 Instrument ID (2): ECD3

GC Column (1): ID: (mm) GC Column (2): ID: (mm)

ANALYTE	COL	RT	RT WINDOW		CONCENTRATION	%RPD
			FROM	TO		
Aroclor-1248	1	0.000	-0.030	0.030	0.58	
	2	0.000	-0.030	0.030	0.69	17.3

con-test® ANALYTICAL LABORATORY

39 Spruce Street * East Longmeadow, MA 01028 * FAX 413/525-6405 * TEL. 413/525-2332

IDENTIFICATION SUMMARY FOR SINGLE COMPONENT ANALYTES

SW-846 8082A

AN11 (1-1.5)-1

Lab Sample ID: 20I1051-16

Date(s) Analyzed: 09/29/2020 09/29/2020

Instrument ID (1): ECD3

Instrument ID (2): ECD3

GC Column (1): ID: (mm)

GC Column (2): ID: (mm)

ANALYTE	COL	RT	RT WINDOW		CONCENTRATION	%RPD
			FROM	TO		
Aroclor-1248	1	0.000	-0.030	0.030	2.0	
	2	0.000	-0.030	0.030	2.0	0.0

con-test® ANALYTICAL LABORATORY

39 Spruce Street * East Longmeadow, MA 01028 * FAX 413/525-6405 * TEL. 413/525-2332

IDENTIFICATION SUMMARY FOR SINGLE COMPONENT ANALYTES

SW-846 8082A

AN11 (2-4)-1

Lab Sample ID: 20I1051-17

Date(s) Analyzed: 09/29/2020 09/29/2020

Instrument ID (1): ECD3

Instrument ID (2): ECD3

GC Column (1): ID: (mm)

GC Column (2): ID: (mm)

ANALYTE	COL	RT	RT WINDOW		CONCENTRATION	%RPD
			FROM	TO		
Aroclor-1248	1	0.000	-0.030	0.030	0.98	
	2	0.000	-0.030	0.030	1.0	2.0

con-test® ANALYTICAL LABORATORY

39 Spruce Street * East Longmeadow, MA 01028 * FAX 413/525-6405 * TEL. 413/525-2332

IDENTIFICATION SUMMARY FOR SINGLE COMPONENT ANALYTES

SW-846 8082A

AN11 (4-5)-1

Lab Sample ID: 20I1051-18

Date(s) Analyzed: 09/30/2020 09/30/2020

Instrument ID (1): ECD3

Instrument ID (2): ECD3

GC Column (1): ID: (mm)

GC Column (2): ID: (mm)

ANALYTE	COL	RT	RT WINDOW		CONCENTRATION	%RPD
			FROM	TO		
Aroclor-1248	1	0.000	-0.030	0.030	16	
	2	0.000	-0.030	0.030	16	0.0

con-test® ANALYTICAL LABORATORY

39 Spruce Street * East Longmeadow, MA 01028 * FAX 413/525-6405 * TEL. 413/525-2332

IDENTIFICATION SUMMARY FOR SINGLE COMPONENT ANALYTES

SW-846 8082A

AG11 (1-1.5)-1

Lab Sample ID: 20I1051-19

Date(s) Analyzed: 09/29/2020 09/29/2020

Instrument ID (1): ECD3

Instrument ID (2): ECD3

GC Column (1): ID: (mm)

GC Column (2): ID: (mm)

ANALYTE	COL	RT	RT WINDOW		CONCENTRATION	%RPD
			FROM	TO		
Aroclor-1242	1	0.000	-0.030	0.030	0.45	
	2	0.000	-0.030	0.030	0.55	20.0

con-test® ANALYTICAL LABORATORY

39 Spruce Street * East Longmeadow, MA 01028 * FAX 413/525-6405 * TEL. 413/525-2332

IDENTIFICATION SUMMARY FOR SINGLE COMPONENT ANALYTES

SW-846 8082A

AG11 (2-4)-1

Lab Sample ID: 20I1051-20

Date(s) Analyzed: 09/30/2020 09/30/2020

Instrument ID (1): ECD3

Instrument ID (2): ECD3

GC Column (1): ID: (mm)

GC Column (2): ID: (mm)

ANALYTE	COL	RT	RT WINDOW		CONCENTRATION	%RPD
			FROM	TO		
Aroclor-1242	1	0.000	-0.030	0.030	41	
	2	0.000	-0.030	0.030	42	2.4

con-test® ANALYTICAL LABORATORY
39 Spruce Street * East Longmeadow, MA 01028 * FAX 413/525-6405 * TEL. 413/525-2332

IDENTIFICATION SUMMARY FOR SINGLE COMPONENT ANALYTES

SW-846 8082A

AG11 (4-5)-1

Lab Sample ID: 20I1051-21 Date(s) Analyzed: 09/29/2020 09/29/2020

Instrument ID (1): ECD5 Instrument ID (2): ECD5

GC Column (1): ID: (mm) GC Column (2): ID: (mm)

ANALYTE	COL	RT	RT WINDOW		CONCENTRATION	%RPD
			FROM	TO		
Aroclor-1242	1	0.000	-0.030	0.030	2100	
	2	0.000	-0.030	0.030	2400	13.3

con-test® ANALYTICAL LABORATORY

39 Spruce Street * East Longmeadow, MA 01028 * FAX 413/525-6405 * TEL. 413/525-2332

IDENTIFICATION SUMMARY FOR SINGLE COMPONENT ANALYTES

SW-846 8082A

LCS

Lab Sample ID: B266961-BS1

Date(s) Analyzed: 09/24/2020 09/24/2020

Instrument ID (1):

Instrument ID (2):

GC Column (1): ID: (mm)

GC Column (2): ID: (mm)

ANALYTE	COL	RT	RT WINDOW		CONCENTRATION	%RPD
			FROM	TO		
Aroclor-1016	1	0.000	-0.030	0.030	0.18	
	2	0.000	-0.030	0.030	0.19	5.4
Aroclor-1260	1	0.000	-0.030	0.030	0.18	
	2	0.000	-0.030	0.030	0.19	5.4

con-test® ANALYTICAL LABORATORY

39 Spruce Street * East Longmeadow, MA 01028 * FAX 413/525-6405 * TEL. 413/525-2332

IDENTIFICATION SUMMARY FOR SINGLE COMPONENT ANALYTES

SW-846 8082A

LCS Dup

Lab Sample ID: B266961-BSD1 Date(s) Analyzed: 09/24/2020 09/24/2020

Instrument ID (1): Instrument ID (2):

GC Column (1): ID: (mm) GC Column (2): ID: (mm)

ANALYTE	COL	RT	RT WINDOW		CONCENTRATION	%RPD
			FROM	TO		
Aroclor-1016	1	0.000	-0.030	0.030	0.17	
	2	0.000	-0.030	0.030	0.18	5.7
Aroclor-1260	1	0.000	-0.030	0.030	0.17	
	2	0.000	-0.030	0.030	0.18	5.7

con-test® ANALYTICAL LABORATORY

39 Spruce Street * East Longmeadow, MA 01028 * FAX 413/525-6405 * TEL. 413/525-2332

IDENTIFICATION SUMMARY FOR SINGLE COMPONENT ANALYTES

SW-846 8082A

LCS

Lab Sample ID: B266991-BS1 Date(s) Analyzed: 09/29/2020 09/29/2020

Instrument ID (1): ECD3 Instrument ID (2): ECD3

GC Column (1): ID: (mm) GC Column (2): ID: (mm)

ANALYTE	COL	RT	RT WINDOW		CONCENTRATION	%RPD
			FROM	TO		
Aroclor-1016	1	0.000	-0.030	0.030	0.18	
	2	0.000	-0.030	0.030	0.19	5.4
Aroclor-1260	1	0.000	-0.030	0.030	0.18	
	2	0.000	-0.030	0.030	0.17	5.7

con-test® ANALYTICAL LABORATORY

39 Spruce Street * East Longmeadow, MA 01028 * FAX 413/525-6405 * TEL. 413/525-2332

IDENTIFICATION SUMMARY FOR SINGLE COMPONENT ANALYTES

SW-846 8082A

LCS Dup

Lab Sample ID: B266991-BSD1 Date(s) Analyzed: 09/29/2020 09/29/2020

Instrument ID (1): ECD3 Instrument ID (2): ECD3

GC Column (1): ID: (mm) GC Column (2): ID: (mm)

ANALYTE	COL	RT	RT WINDOW		CONCENTRATION	%RPD
			FROM	TO		
Aroclor-1016	1	0.000	-0.030	0.030	0.18	
	2	0.000	-0.030	0.030	0.18	0.0
Aroclor-1260	1	0.000	-0.030	0.030	0.18	
	2	0.000	-0.030	0.030	0.17	5.7

con-test® ANALYTICAL LABORATORY

39 Spruce Street * East Longmeadow, MA 01028 * FAX 413/525-6405 * TEL. 413/525-2332

IDENTIFICATION SUMMARY FOR SINGLE COMPONENT ANALYTES

SW-846 8082A

Matrix Spike

Lab Sample ID: B266991-MS1 Date(s) Analyzed: 09/29/2020 09/29/2020

Instrument ID (1): ECD3 Instrument ID (2): ECD3

GC Column (1): ID: (mm) GC Column (2): ID: (mm)

ANALYTE	COL	RT	RT WINDOW		CONCENTRATION	%RPD
			FROM	TO		
Aroclor-1016	1	0.000	-0.030	0.030	7.8	
	2	0.000	-0.030	0.030	8.8	12.0
Aroclor-1260	1	0.000	-0.030	0.030	0.42	
	2	0.000	-0.030	0.030	0.64	41.5

con-test® ANALYTICAL LABORATORY

39 Spruce Street * East Longmeadow, MA 01028 * FAX 413/525-6405 * TEL. 413/525-2332

IDENTIFICATION SUMMARY FOR SINGLE COMPONENT ANALYTES

SW-846 8082A

Matrix Spike Dup

Lab Sample ID: B266991-MSD1 Date(s) Analyzed: 09/29/2020 09/29/2020

Instrument ID (1): ECD3 Instrument ID (2): ECD3

GC Column (1): ID: (mm) GC Column (2): ID: (mm)

ANALYTE	COL	RT	RT WINDOW		CONCENTRATION	%RPD
			FROM	TO		
Aroclor-1016	1	0.000	-0.030	0.030	7.0	
	2	0.000	-0.030	0.030	8.5	19.4
Aroclor-1260	1	0.000	-0.030	0.030	0.48	
	2	0.000	-0.030	0.030	0.61	23.9

con-test® ANALYTICAL LABORATORY

39 Spruce Street * East Longmeadow, MA 01028 * FAX 413/525-6405 * TEL. 413/525-2332

FLAG/QUALIFIER SUMMARY

*	QC result is outside of established limits.
†	Wide recovery limits established for difficult compound.
‡	Wide RPD limits established for difficult compound.
#	Data exceeded client recommended or regulatory level
ND	Not Detected
RL	Reporting Limit is at the level of quantitation (LOQ)
DL	Detection Limit is the lower limit of detection determined by the MDL study
MCL	Maximum Contaminant Level
	Percent recoveries and relative percent differences (RPDs) are determined by the software using values in the calculation which have not been rounded.
	No results have been blank subtracted unless specified in the case narrative section.
MS-21	Matrix spike and/or spike duplicate recovery bias high due to contribution of other Aroclors present in the source sample.
S-01	The surrogate recovery for this sample is not available due to sample dilution below the surrogate reporting limit required from high analyte concentration and/or matrix interferences.
V-06	Continuing calibration verification (CCV) did not meet method specifications and was biased on the high side for this compound.

39 Spruce Street * East Longmeadow, MA 01028 * FAX 413/525-6405 * TEL. 413/525-2332

CERTIFICATIONS

Certified Analyses included in this Report

Analyte	Certifications
SW-846 8082A in Soil	
Aroclor-1016	CT,NH,NY,ME,NC,VA,PA
Aroclor-1016 [2C]	CT,NH,NY,ME,NC,VA,PA
Aroclor-1221	CT,NH,NY,ME,NC,VA,PA
Aroclor-1221 [2C]	CT,NH,NY,ME,NC,VA,PA
Aroclor-1232	CT,NH,NY,ME,NC,VA,PA
Aroclor-1232 [2C]	CT,NH,NY,ME,NC,VA,PA
Aroclor-1242	CT,NH,NY,ME,NC,VA,PA
Aroclor-1242 [2C]	CT,NH,NY,ME,NC,VA,PA
Aroclor-1248	CT,NH,NY,ME,NC,VA,PA
Aroclor-1248 [2C]	CT,NH,NY,ME,NC,VA,PA
Aroclor-1254	CT,NH,NY,ME,NC,VA,PA
Aroclor-1254 [2C]	CT,NH,NY,ME,NC,VA,PA
Aroclor-1260	CT,NH,NY,ME,NC,VA,PA
Aroclor-1260 [2C]	CT,NH,NY,ME,NC,VA,PA
Aroclor-1262	NY,NC,VA,PA
Aroclor-1262 [2C]	NY,NC,VA,PA
Aroclor-1268	NY,NC,VA,PA
Aroclor-1268 [2C]	NY,NC,VA,PA

The CON-TEST Environmental Laboratory operates under the following certifications and accreditations:

Code	Description	Number	Expires
AIHA	AIHA-LAP, LLC - ISO17025:2017	100033	03/1/2022
MA	Massachusetts DEP	M-MA100	06/30/2021
CT	Connecticut Department of Publilc Health	PH-0567	09/30/2021
NY	New York State Department of Health	10899 NELAP	04/1/2021
NH-S	New Hampshire Environmental Lab	2516 NELAP	02/5/2021
RI	Rhode Island Department of Health	LAO00112	12/30/2020
NC	North Carolina Div. of Water Quality	652	12/31/2020
NJ	New Jersey DEP	MA007 NELAP	06/30/2021
FL	Florida Department of Health	E871027 NELAP	06/30/2021
VT	Vermont Department of Health Lead Laboratory	LL015036	07/30/2021
ME	State of Maine	2011028	06/9/2021
VA	Commonwealth of Virginia	460217	12/14/2020
NH-P	New Hampshire Environmental Lab	2557 NELAP	09/6/2021
VT-DW	Vermont Department of Health Drinking Water	VT-255716	06/12/2021
NC-DW	North Carolina Department of Health	25703	07/31/2021
PA	Commonwealth of Pennsylvania DEP	68-05812	06/30/2021
MI	Dept. of Env, Great Lakes, and Energy	9100	09/6/2021

20I1051

con-test ANALYTICAL LABORATORY

http://www.contestlabs.com

Doc # 381 Rev 2_06262019

Phone: 413-525-2332
Fax: 413-525-6405
Email: info@contestlabs.com

CHAIN OF CUSTODY RECORD

39 Spruce Street
East Longmeadow, MA 01028

Page 3 of 6

Company Name:	AECOM
Address:	500 Enterprise Drive, 1A, Rocky Hill, CT 06067
Phone:	860-263-5781
Project Name:	Greenwich High School
Project Location:	Greenwich, CT
Project Number:	60432356
Project Manager:	Kaitlyn Feliciano
Con-Test Quote Name/Number:	Q-20191217
Invoice Recipient:	Dan Seremet, E. Doerfler
Sampled By:	C. Hayden

Requested Turnaround Time: 7-Day ☑ 10-Day ☐ PFAS 10-Day (std) ☐ Due Date:

Rush-Approval Required: 1-Day ☐ 3-Day ☐ 2-Day ☐ 4-Day ☐

Dissolved Metals Samples: ○ Field Filtered ○ Lab to Filter

Orthophosphate Samples: ○ Field Filtered ○ Lab to Filter

Data Delivery: Format: PDF ☑ EXCEL ☑ Other: EDD - EQuis CLP Like Data Pkg Required: ☐ Email To: elizabeth.doerfler@aecom.com, dan.seremet@aecom.com Fax To #:

PCB ONLY: SOXHLET ☑ NON SOXHLET ☐

ANALYSIS REQUESTED

Con-Test Work Order#	Client Sample ID / Description	Beginning Date/Time	Ending Date/Time	COMP/GRAB	[1]Matrix Code	Conc Code	VIALS	GLASS	PLASTIC	BACTERIA	ENCORE	PCBs 8082	P6
	AN14.5 (2-4)-1	9-13-20	1052	GRAB	S	U		1				X	X
	AN14.5 (4-5)-1		1050					1				X	X
	AN14.5 (5-6)-1		1045					1				X	X
1	AM13 (1-1.5)-1		0914					1				X	
2	AM13 (2-4)-1		0945					1				X	
3	AM13 (4-5)-1		0955					1				X	
	AM13 (5-6)-1		0957					2				X	
4	A013 (1-1.5)-1		1146					1				X	
5	A013 (2-4)-1		1143					1				X	
6	A013 (4-5)-1		1140					1				X	

Relinquished by: (signature) C Hayden	Date/Time: 9/18/20 1500
Received by: (signature)	Date/Time: 9/18/20 1500
Relinquished by: (signature)	Date/Time: 9/18/20 8:00
Received by: (signature)	Date/Time: 9/18/20 2000
Relinquished by: (signature)	Date/Time:
Received by: (signature)	Date/Time:
Relinquished by: (signature)	Date/Time:
Received by: (signature)	Date/Time:

Client Comments: "AM13(5-6)-1" is MS/MSD Hold samples: AN14.5(5-6)-1, AM13(5-6)-1

Detection Limit Requirements: MA

Special Requirements: ☐ MA MCP Required; MCP Certification Form Required; ☑ CT RCP Required; CT RSR GA PMC, R DEC; RCP Certification Form Required; ☐ MA State DW Required; PWSID #

Please use the following codes to indicate possible sample concentration within the Conc Code column above: H - High; M - Medium; L - Low; C - Clean; U - Unknown

Project Entity: Government ☐ Municipality ☑ MWRA ☐ WRTA ☐ Federal ☐ 21 J ☐ School ☐ City ☐ Brownfield ☐ MBTA ☐

Other: ☐ Chromatogram ☐ AIHA-LAP,LLC

Lab Comments:

Disclaimer: Con-Test Labs is not responsible for any omitted information on the Chain of Custody. The Chain of Custody is a legal document that must be complete and accurate and is used to determine what analyses the laboratory will perform. Any missing information is not the laboratory's responsibility. Con-Test values your partnership on each project and will try to assist with missing information, but will not be held accountable.

[2] Preservation Code

Courier Use Only

Total Number Of:

VIALS ____ GLASS 11 PLASTIC ____ BACTERIA ____ ENCORE ____

Glassware in the fridge? Y / N

Glassware in freezer? Y / N

Prepackaged Cooler? Y / N

*Contest is not responsible for missing samples from prepacked coolers

[1] **Matrix Codes:**
GW = Ground Water
WW = Waste Water
DW = Drinking Water
A = Air
S = Soil
SL = Sludge
SOL = Solid
O = Other (please define)

[2] **Preservation Codes:**
I = Iced
H = HCL
M = Methanol
N = Nitric Acid
S = Sulfuric Acid
B = Sodium Bisulfate
X = Sodium Hydroxide
T = Sodium Thiosulfate
O = Other (please define)

Table of Contents

20I1051

http://www.contestlabs.com

Doc # 381 Rev 2_06262019

con-test ANALYTICAL LABORATORY

Phone: 413-525-2332
Fax: 413-525-6405
Email: info@contestlabs.com

CHAIN OF CUSTODY RECORD

39 Spruce Street
East Longmeadow, MA 01028

Company Name:	AECOM
Address:	500 Enterprise Drive, 1A, Rocky Hill, CT 06067
Phone:	860-263-5781
Project Name:	Greenwich High School
Project Location:	Greenwich, CT
Project Number:	60432356
Project Manager:	Kaitlyn Feliciano
Con-Test Quote Name/Number:	Q-20191217
Invoice Recipient:	Dan Seremet, E. Doerfler
Sampled By:	C. Hayden

Requested Turnaround Time
7-Day ☑ 10-Day ☐
PFAS 10-Day (std) ☐ Due Date:

Rush-Approval Required
1-Day ☐ 3-Day ☐
2-Day ☐ 4-Day ☐

Dissolved Metals Samples
○ Field Filtered
○ Lab to Filter

Orthophosphate Samples
○ Field Filtered
○ Lab to Filter

Data Delivery
Format: PDF ☑ EXCEL ☑
Other: EDD - EQuis
CLP Like Data Pkg Required: ☐
Email To: elizabeth.doerfler@aecom.com, dan.seremet@aecom.com
Fax To #:

PCB ONLY
SOXHLET ☑
NON SOXHLET ☐

ANALYSIS REQUESTED

Con-Test Work Order#	Client Sample ID / Description	Beginning Date/Time	Ending Date/Time	COMP/GRAB	[1]Matrix Code	Conc Code	VIALS	GLASS	PLASTIC	BACTERIA	ENCORE	PCBs 8082
	A013 (5-6)-1	9/18/20	1130	GRAB	S	U		1				X
7	AN12 (1-1.5)-1		0930					1				X
8	AN12 (2-4)-1		0934					1				X
9	AN12 (4-5)-1		0936					1				X
	AN12 (5-6)-1		0938					1				X
10	A014 (1-1.5)-1		1143					1				X
11	A014 (2-4)-1		1145					1				X
12	A014 (4-5)-1		1147					1				X
	A014 (5-6)-1		1149					1				X
13	AH12 (1-1.5)-1		1405					1				X

Relinquished by: (signature) G Hayden	Date/Time: 9.18.20 1500
Received by: (signature) [illegible]	Date/Time: 9/18/20 1500
Relinquished by: (signature) [illegible]	Date/Time: 9/18/20 8:00
Received by: (signature) [illegible] 4.3, 5.9	Date/Time: 9/18/20 2000
Relinquished by: (signature)	Date/Time:
Received by: (signature)	Date/Time:
Relinquished by: (signature)	Date/Time:
Received by: (signature)	Date/Time:

Client Comments: HOLD SAMPLES: AN12(5-6)-1, A013(5-6)-1, A014 (5-6)-1

Detection Limit Requirements
MA
CT CT RSR GA PMC, R DEC
Other:

Special Requirements
☐ MA MCP Required
MCP Certification Form Required
☑ CT RCP Required
RCP Certification Form Required
☐ MA State DW Required
PWSID #

Please use the following codes to indicate possible sample concentration within the Conc Code column above:
H - High; M - Medium; L - Low; C - Clean; U - Unknown

Project Entity
Government ☐ Municipality ☑ MWRA ☐ WRTA ☐
Federal ☐ 21 J ☐ School ☐
City ☐ Brownfield ☐ MBTA ☐

Other
☐ Chromatogram
☐ AIHA-LAP,LLC

Lab Comments:

Disclaimer: Con-Test Labs is not responsible for any omitted information on the Chain of Custody. The Chain of Custody is a legal document that must be complete and accurate and is used to determine what analyses the laboratory will perform. Any missing information is not the laboratory's responsibility. Con Test values your partnership on each project and will try to assist with missing information, but will not be held accountable.

[2] Preservation Code

Courier Use Only
Total Number Of:
VIALS
GLASS 10
PLASTIC
BACTERIA
ENCORE

Glassware in the fridge? Y / N
Glassware in freezer? Y / N
Prepackaged Cooler? Y / N
*Contest is not responsible for missing samples from prepacked coolers

[1] **Matrix Codes:**
GW = Ground Water
WW = Waste Water
DW = Drinking Water
A = Air
S = Soil
SL = Sludge
SOL = Solid
O = Other (please define)

[2] **Preservation Codes:**
I = Iced
H = HCL
M = Methanol
N = Nitric Acid
S = Sulfuric Acid
B = Sodium Bisulfate
X = Sodium Hydroxide
T = Sodium Thiosulfate
O = Other (please define)

Table of Contents

20I1051

http://www.contestlabs.com

Doc # 381 Rev 2_06262019

con-test ANALYTICAL LABORATORY

Phone: 413-525-2332
Fax: 413-525-6405
Email: info@contestlabs.com

CHAIN OF CUSTODY RECORD

39 Spruce Street
East Longmeadow, MA 01028

Page 5 of 6

Company Name:	AECOM
Address:	500 Enterprise Drive, 1A, Rocky Hill, CT 06067
Phone:	860-263-5781
Project Name:	Greenwich High School
Project Location:	Greenwich, CT
Project Number:	60432356
Project Manager:	Kaitlyn Feliciano
Con-Test Quote Name/Number:	Q-20191217
Invoice Recipient:	Dan Seremet, E. Doerfler
Sampled By:	C. Hayden

Requested Turnaround Time
7-Day ☑ 10-Day ☐
PFAS 10-Day (std) ☐ Due Date:

Rush-Approval Required
1-Day ☐ 3-Day ☐
2-Day ☐ 4-Day ☐

Dissolved Metals Samples
○ Field Filtered
○ Lab to Filter

Orthophosphate Samples
○ Field Filtered
○ Lab to Filter

Data Delivery
Format: PDF ☑ EXCEL ☑
Other: EDD - EQuis
CLP Like Data Pkg Required: ☐
Email To: elizabeth.doerfler@aecom.com, dan.seremet@aecom.com
Fax To #:

PCB ONLY
SOXHLET ☑
NON SOXHLET ☐

ANALYSIS REQUESTED

Con-Test Work Order#	Client Sample ID / Description	Beginning Date/Time	Ending Date/Time	COMP/GRAB	[1]Matrix Code	Conc Code	VIALS	GLASS	PLASTIC	BACTERIA	ENCORE	PCBs 8082
14	AH12(2-4)-1	9.18.20	1408	GRAB	S	U	3	2				X
15	AH12(4-5)-1		1410					1				X
	AH12(5-6)-1		1412					1				X
16	AN11(1-1.5)-1		1022					1				X
17	AN11(2-4)-1		1020					1				X
18	AN11(4-5)-1		1018					1				X
	AN11(5-6)-1		1016					1				X
19	AG11(1-1.5)-1		1310					1				X
20	AG11(2-4)-1		1312					1				X
21	AG11(4-5)-1		1314					1				X

[2] Preservation Code

Courier Use Only
Total Number Of:
VIALS 3
GLASS 11
PLASTIC
BACTERIA
ENCORE

Glassware in the fridge? Y / N
Glassware in freezer? Y / N
Prepackaged Cooler? Y / N
*Contest is not responsible for missing samples from prepacked coolers

[1] **Matrix Codes:**
GW = Ground Water
WW = Waste Water
DW = Drinking Water
A = Air
S = Soil
SL = Sludge
SOL = Solid
O = Other (please define)

[2] **Preservation Codes:**
I = Iced
H = HCL
M = Methanol
N = Nitric Acid
S = Sulfuric Acid
B = Sodium Bisulfate
X = Sodium Hydroxide
T = Sodium Thiosulfate
O = Other (please define)

Relinquished by: (signature)	Date/Time:
C. Hayden	9.18.20 / 1500
Received by: (signature)	Date/Time:
[signature]	9/18/20 1500
Relinquished by: (signature)	Date/Time:
[signature]	9/18/20 8:00
Received by: (signature)	Date/Time:
Emett [signature] 4.3, 5.9	9/18/20 2000
Relinquished by: (signature)	Date/Time:
Received by: (signature)	Date/Time:
Relinquished by: (signature)	Date/Time:
Received by: (signature)	Date/Time:

Client Comments:
Hold Samples: AH12(5-6)-1, AN11(5-6)-1

Detection Limit Requirements
MA
CT CT RSR GA PMC, R DEC
Other:

Special Requirements
☐ MA MCP Required
MCP Certification Form Required
☑ CT RCP Required
RCP Certification Form Required
☐ MA State DW Required
PWSID #

Please use the following codes to indicate possible sample concentration within the Conc Code column above:
H - High; M - Medium; L - Low; C - Clean; U - Unknown

Project Entity
Government ☐ Municipality ☑ MWRA ☐ WRTA ☐
Federal ☐ 21 J ☐ School ☐
City ☐ Brownfield ☐ MBTA ☐

Other
☐ Chromatogram
☐ AIHA-LAP,LLC

Lab Comments:

Disclaimer: Con-Test Labs is not responsible for any omitted information on the Chain of Custody. The Chain of Custody is a legal document that must be complete and accurate and is used to determine what analyses the laboratory will perform. Any missing information is not the laboratory's responsibility. Con Test values your partnership on each project and will try to assist with missing information, but will not be held accountable.

Table of Contents

I Have Not Confirmed Sample Container Numbers With Lab Staff Before Relinquishing Over Samples_____

con-test® ANALYTICAL LABORATORY

Doc# 277 Rev 5 2017

Login Sample Receipt Checklist - (Rejection Criteria Listing - Using Acceptance Policy) Any False Statement will be brought to the attention of the Client - State True or False

Client AECOM

Received By m Date 9/18/20 Time 2000

How were the samples received? In Cooler T No Cooler ____ On Ice T No Ice ____
Direct from Sampling ____ Ambient ____ Melted Ice ____

Were samples within Temperature? 2-6°C T By Gun # 4 Actual Temp - 4.3, 5.9
By Blank # ____ Actual Temp - ____

Was Custody Seal Intact? ____ Were Samples Tampered with? NA
Was COC Relinquished ? T Does Chain Agree With Samples? T
Are there broken/leaking/loose caps on any samples? F
Is COC in ink/ Legible? T Were samples received within holding time? T
Did COC include all pertinent Information? Client T Analysis T Sampler Name T
Project T ID's T Collection Dates/Times T
Are Sample labels filled out and legible? T
Are there Lab to Filters? F Who was notified? ____
Are there Rushes? F Who was notified? ____
Are there Short Holds? F Who was notified? ____
Is there enough Volume? T
Is there Headspace where applicable? F MS/MSD? F
Proper Media/Containers Used? T Is splitting samples required? F
Were trip blanks received? F On COC? F
Do all samples have the proper pH? NA Acid ____ Base ____

Vials	#	Containers:	#		#		#
Unp-		1 Liter Amb.		1 Liter Plastic		16 oz Amb.	
HCL-		500 mL Amb.		500 mL Plastic		8oz Amb/Clear	22
Meoh-		250 mL Amb.		250 mL Plastic		4oz Amb/Clear	
Bisulfate-		Flashpoint		Col./Bacteria		2oz Amb/Clear	
DI-		Other Glass		Other Plastic		Encore	
Thiosulfate-		SOC Kit		Plastic Bag		Frozen:	
Sulfuric-		Perchlorate		Ziplock			

Unused Media

Vials	#	Containers:	#		#		#
Unp-		1 Liter Amb.		1 Liter Plastic		16 oz Amb.	
HCL-		500 mL Amb.		500 mL Plastic		8oz Amb/Clear	
Meoh-		250 mL Amb.		250 mL Plastic		4oz Amb/Clear	
Bisulfate-		Col./Bacteria		Flashpoint		2oz Amb/Clear	
DI-		Other Plastic		Other Glass		Encore	
Thiosulfate-		SOC Kit		Plastic Bag		Frozen:	
Sulfuric-		Perchlorate		Ziplock			

Comments:

REASONABLE CONFIDENCE PROTOCOL
LABORATORY ANALYSIS QA/QC CERTIFICATION FORM

Laboratory Name: Con-Test Analytical Laboratory

Client: AECOM Environment - Rocky Hill, CT

Project Location: Greenwich, CT

Project Number: 20I1051

Laboratory Sample ID(s):
20I1051-01 thru 20I1051-21

Sample Date(s):
09/18/2020

List RCP Methods Used:
SW-846 8082A

1	For each analytical method referenced in this laboratory report package, were all specified QA/QC performance criteria followed, including the requirement to explain any criteria falling outside of acceptable guidelines, as specified in the CTDEP method-specific Reasonable Confidence Protocol documents?	☑ Yes ☐ No
1A	Were the method specified preservation and holding time requirements met?	☑ Yes ☐ No
1B	VPH and EPH Methods only: Was the VPH and EPH method conducted without significant modifications (see Section 11.3 of respective RCP methods)?	☐ Yes ☐ No ☑ N/A
2	Were all samples received by the laboratory in a condition consistent with that described on the associated chain-of-custody document(s)?	☑ Yes ☐ No
3	Were samples received at an appropriate temperature (< 6 degrees C.)?	☑ Yes ☐ No ☐ N/A
4	Were all QA/QC performance criteria specified in the CTDEP Reasonable Confidence Protocol documents achieved?	☐ Yes ☑ No
5A	Were reporting limits specified or referenced on the chain-of-custody?	☑ Yes ☐ No
5B	Were these reporting limits met?	☑ Yes ☐ No
6	For each analytical method referenced in this laboratory report package, were results reported for all constituents identified in the method-specific analyte lists presented in the Reasonable Confidence Protocol documents?	☑ Yes ☐ No
7	Are project-specific matrix spikes and laboratory duplicates included in this data set?	☑ Yes ☐ No

Notes: For all questions to which the response was "No" (with the exception of question #7), additional information must be provided in an attached narrative. If the answer to question #1, #1A, or #1B is "No", the data package does not meet the requirements for "Reasonable Confidence."
This form may not be altered and all questions must be answered.

Lisa A. Worthington

I, the undersigned, attest under the pains and penalties of perjury that, to the best of my knowledge and belief and based upon my personal inquiry of those responsible for providing the information contained in this analytical report, such information is accurate and complete.

Authorized Signature: Lisa Worthington **Position:** **Technical Representative**

Printed Name: **Lisa A. Worthington** **Date:** **09/30/20**

Name of Laboratory: **Con-Test Analytical Laboratory**

This certification form is to be used for RCP methods only.

con-test® ANALYTICAL LABORATORY
39 Spruce Street * East Longmeadow, MA 01028 * FAX 413/525-6405 * TEL. 413/525-2332

September 29, 2020

Dan Seremet
AECOM Environment - Rocky Hill, CT
500 Enterprise Drive, Suite 1A
Rocky Hill, CT 06067

Project Location: Greenwich, CT
Client Job Number:
Project Number: 60432356
Laboratory Work Order Number: 20I1052

Enclosed are results of analyses for samples received by the laboratory on September 18, 2020. If you have any questions concerning this report, please feel free to contact me.

Sincerely,

Kaitlyn A. Feliciano
Project Manager

Table of Contents

Sample Summary 3

Case Narrative 4

Sample Results 5

20I1052-01 5

20I1052-02 7

20I1052-03 9

20I1052-04 11

20I1052-05 13

20I1052-06 15

20I1052-07 17

20I1052-08 19

20I1052-09 21

20I1052-10 23

Sample Preparation Information 25

QC Data 26

Polychlorinated Biphenyls with 3540 Soxhlet Extraction 26

B266992 26

Conventional Chemistry Parameters by EPA/APHA/SW-846 Methods (Total) 28

B267300 28

Dual Column RPD Report 29

Flag/Qualifier Summary 42

Certifications 43

Chain of Custody/Sample Receipt 44

39 Spruce Street * East Longmeadow, MA 01028 * FAX 413/525-6405 * TEL. 413/525-2332

AECOM Environment - Rocky Hill, CT
500 Enterprise Drive, Suite 1A
Rocky Hill, CT 06067
ATTN: Dan Seremet

REPORT DATE: 9/29/2020

PURCHASE ORDER NUMBER: 99513ACM

PROJECT NUMBER: 60432356

ANALYTICAL SUMMARY

WORK ORDER NUMBER: 20I1052

The results of analyses performed on the following samples submitted to the CON-TEST Analytical Laboratory are found in this report.

PROJECT LOCATION: Greenwich, CT

FIELD SAMPLE #	LAB ID:	MATRIX	SAMPLE DESCRIPTION	TEST	SUB LAB
AP13 (1-1.5)-1	20I1052-01	Soil		SM 2540G	
				SW-846 8082A	
AP13 (2-4)-1	20I1052-02	Soil		SM 2540G	
				SW-846 8082A	
AP13 (2-4)-2	20I1052-03	Soil		SM 2540G	
				SW-846 8082A	
AP13 (4-5)-1	20I1052-04	Soil		SM 2540G	
				SW-846 8082A	
AQ15 (1-1.5)-1	20I1052-05	Soil		SM 2540G	
				SW-846 8082A	
AQ15 (2-4)-1	20I1052-06	Soil		SM 2540G	
				SW-846 8082A	
AQ14 (4-5)-1	20I1052-07	Soil		SM 2540G	
	AQ15			SW-846 8082A	
AJ20.5 (0.5-1)-1	20I1052-08	Soil		SM 2540G	
				SW-846 8082A	
AJ20.5 (2-4)-1	20I1052-09	Soil		SM 2540G	
				SW-846 8082A	
AJ20.5 (5-7)-1	20I1052-10	Soil		SM 2540G	
				SW-846 8082A	

39 Spruce Street * East Longmeadow, MA 01028 * FAX 413/525-6405 * TEL. 413/525-2332

CASE NARRATIVE SUMMARY

All reported results are within defined laboratory quality control objectives unless listed below or otherwise qualified in this report.

SW-846 8082A

Qualifications:

MS-21

Matrix spike and/or spike duplicate recovery bias high due to contribution of other Aroclors present in the source sample.

Analyte & Samples(s) Qualified:

Aroclor-1016
B266992-MS1, B266992-MSD1

Aroclor-1016 [2C]
B266992-MS1, B266992-MSD1

S-01

The surrogate recovery for this sample is not available due to sample dilution below the surrogate reporting limit required from high analyte concentration and/or matrix interferences.

Analyte & Samples(s) Qualified:

Decachlorobiphenyl
20I1052-02[AP13 (2-4)-1], 20I1052-03[AP13 (2-4)-2], 20I1052-10[AJ20.5 (5-7)-1]

Decachlorobiphenyl [2C]
20I1052-02[AP13 (2-4)-1], 20I1052-03[AP13 (2-4)-2], 20I1052-10[AJ20.5 (5-7)-1]

Tetrachloro-m-xylene
20I1052-02[AP13 (2-4)-1], 20I1052-03[AP13 (2-4)-2], 20I1052-10[AJ20.5 (5-7)-1]

Tetrachloro-m-xylene [2C]
20I1052-02[AP13 (2-4)-1], 20I1052-03[AP13 (2-4)-2], 20I1052-10[AJ20.5 (5-7)-1]

The results of analyses reported only relate to samples submitted to the Con-Test Analytical Laboratory for testing.
I certify that the analyses listed above, unless specifically listed as subcontracted, if any, were performed under my direction according to the approved methodologies listed in this document, and that based upon my inquiry of those individuals immediately responsible for obtaining the information, the material contained in this report is, to the best of my knowledge and belief, accurate and complete.

Lisa A. Worthington
Technical Representative

con-test® ANALYTICAL LABORATORY

39 Spruce Street * East Longmeadow, MA 01028 * FAX 413/525-6405 * TEL. 413/525-2332

Project Location: Greenwich, CT | Sample Description: | Work Order: 20I1052

Date Received: 9/18/2020

Field Sample #: AP13 (1-1.5)-1 | Sampled: 9/18/2020 11:14

Sample ID: 20I1052-01

Sample Matrix: Soil

Polychlorinated Biphenyls with 3540 Soxhlet Extraction

Analyte	Results	RL	Units	Dilution	Flag/Qual	Method	Date Prepared	Date/Time Analyzed	Analyst
Aroclor-1016 [1]	ND	0.085	mg/Kg dry	4		SW-846 8082A	9/23/20	9/29/20 11:08	TG
Aroclor-1221 [1]	ND	0.085	mg/Kg dry	4		SW-846 8082A	9/23/20	9/29/20 11:08	TG
Aroclor-1232 [1]	ND	0.085	mg/Kg dry	4		SW-846 8082A	9/23/20	9/29/20 11:08	TG
Aroclor-1242 [1]	ND	0.085	mg/Kg dry	4		SW-846 8082A	9/23/20	9/29/20 11:08	TG
Aroclor-1248 [1]	0.63	0.085	mg/Kg dry	4		SW-846 8082A	9/23/20	9/29/20 11:08	TG
Aroclor-1254 [1]	ND	0.085	mg/Kg dry	4		SW-846 8082A	9/23/20	9/29/20 11:08	TG
Aroclor-1260 [1]	ND	0.085	mg/Kg dry	4		SW-846 8082A	9/23/20	9/29/20 11:08	TG
Aroclor-1262 [1]	ND	0.085	mg/Kg dry	4		SW-846 8082A	9/23/20	9/29/20 11:08	TG
Aroclor-1268 [1]	ND	0.085	mg/Kg dry	4		SW-846 8082A	9/23/20	9/29/20 11:08	TG

Surrogates	% Recovery	Recovery Limits	Flag/Qual	
Decachlorobiphenyl [1]	85.2	30-150		9/29/20 11:08
Decachlorobiphenyl [2]	97.1	30-150		9/29/20 11:08
Tetrachloro-m-xylene [1]	97.0	30-150		9/29/20 11:08
Tetrachloro-m-xylene [2]	100	30-150		9/29/20 11:08

39 Spruce Street * East Longmeadow, MA 01028 * FAX 413/525-6405 * TEL. 413/525-2332

Project Location: Greenwich, CT
Sample Description:
Work Order: 20I1052

Date Received: 9/18/2020

Field Sample #: AP13 (1-1.5)-1
Sampled: 9/18/2020 11:14

Sample ID: 20I1052-01

Sample Matrix: Soil

Conventional Chemistry Parameters by EPA/APHA/SW-846 Methods (Total)

Analyte	Results	RL	Units	Dilution	Flag/Qual	Method	Date Prepared	Date/Time Analyzed	Analyst
% Solids	90.0		% Wt	1		SM 2540G	9/25/20	9/26/20 8:04	CJT

con-test® ANALYTICAL LABORATORY

39 Spruce Street * East Longmeadow, MA 01028 * FAX 413/525-6405 * TEL. 413/525-2332

Project Location: Greenwich, CT | Sample Description: | Work Order: 20I1052

Date Received: 9/18/2020

Field Sample #: AP13 (2-4)-1 | Sampled: 9/18/2020 11:10

Sample ID: 20I1052-02

Sample Matrix: Soil

Polychlorinated Biphenyls with 3540 Soxhlet Extraction

Analyte	Results	RL	Units	Dilution	Flag/Qual	Method	Date Prepared	Date/Time Analyzed	Analyst
Aroclor-1016 [1]	ND	1.8	mg/Kg dry	80		SW-846 8082A	9/23/20	9/29/20 14:50	TG
Aroclor-1221 [1]	ND	1.8	mg/Kg dry	80		SW-846 8082A	9/23/20	9/29/20 14:50	TG
Aroclor-1232 [1]	ND	1.8	mg/Kg dry	80		SW-846 8082A	9/23/20	9/29/20 14:50	TG
Aroclor-1242 [1]	ND	1.8	mg/Kg dry	80		SW-846 8082A	9/23/20	9/29/20 14:50	TG
Aroclor-1248 [1]	18	1.8	mg/Kg dry	80		SW-846 8082A	9/23/20	9/29/20 14:50	TG
Aroclor-1254 [1]	ND	1.8	mg/Kg dry	80		SW-846 8082A	9/23/20	9/29/20 14:50	TG
Aroclor-1260 [1]	ND	1.8	mg/Kg dry	80		SW-846 8082A	9/23/20	9/29/20 14:50	TG
Aroclor-1262 [1]	ND	1.8	mg/Kg dry	80		SW-846 8082A	9/23/20	9/29/20 14:50	TG
Aroclor-1268 [1]	ND	1.8	mg/Kg dry	80		SW-846 8082A	9/23/20	9/29/20 14:50	TG

Surrogates	% Recovery	Recovery Limits	Flag/Qual	
Decachlorobiphenyl [1]	*	30-150	S-01	9/29/20 14:50
Decachlorobiphenyl [2]	*	30-150	S-01	9/29/20 14:50
Tetrachloro-m-xylene [1]	*	30-150	S-01	9/29/20 14:50
Tetrachloro-m-xylene [2]	*	30-150	S-01	9/29/20 14:50

39 Spruce Street * East Longmeadow, MA 01028 * FAX 413/525-6405 * TEL. 413/525-2332

Project Location: Greenwich, CT
Sample Description:
Work Order: 20I1052

Date Received: 9/18/2020

Field Sample #: AP13 (2-4)-1
Sampled: 9/18/2020 11:10

Sample ID: 20I1052-02

Sample Matrix: Soil

Conventional Chemistry Parameters by EPA/APHA/SW-846 Methods (Total)

Analyte	Results	RL	Units	Dilution	Flag/Qual	Method	Date Prepared	Date/Time Analyzed	Analyst
% Solids	86.6		% Wt	1		SM 2540G	9/25/20	9/26/20 8:05	CJT

con-test® ANALYTICAL LABORATORY

39 Spruce Street * East Longmeadow, MA 01028 * FAX 413/525-6405 * TEL. 413/525-2332

Project Location: Greenwich, CT | Sample Description: | Work Order: 20I1052

Date Received: 9/18/2020

Field Sample #: AP13 (2-4)-2 | Sampled: 9/18/2020 11:12

Sample ID: 20I1052-03

Sample Matrix: Soil

Polychlorinated Biphenyls with 3540 Soxhlet Extraction

Analyte	Results	RL	Units	Dilution	Flag/Qual	Method	Date Prepared	Date/Time Analyzed	Analyst
Aroclor-1016 [1]	ND	0.85	mg/Kg dry	40		SW-846 8082A	9/23/20	9/29/20 15:08	TG
Aroclor-1221 [1]	ND	0.85	mg/Kg dry	40		SW-846 8082A	9/23/20	9/29/20 15:08	TG
Aroclor-1232 [1]	ND	0.85	mg/Kg dry	40		SW-846 8082A	9/23/20	9/29/20 15:08	TG
Aroclor-1242 [1]	ND	0.85	mg/Kg dry	40		SW-846 8082A	9/23/20	9/29/20 15:08	TG
Aroclor-1248 [1]	7.3	0.85	mg/Kg dry	40		SW-846 8082A	9/23/20	9/29/20 15:08	TG
Aroclor-1254 [1]	ND	0.85	mg/Kg dry	40		SW-846 8082A	9/23/20	9/29/20 15:08	TG
Aroclor-1260 [1]	ND	0.85	mg/Kg dry	40		SW-846 8082A	9/23/20	9/29/20 15:08	TG
Aroclor-1262 [1]	ND	0.85	mg/Kg dry	40		SW-846 8082A	9/23/20	9/29/20 15:08	TG
Aroclor-1268 [1]	ND	0.85	mg/Kg dry	40		SW-846 8082A	9/23/20	9/29/20 15:08	TG

Surrogates	% Recovery	Recovery Limits	Flag/Qual	
Decachlorobiphenyl [1]	*	30-150	S-01	9/29/20 15:08
Decachlorobiphenyl [2]	*	30-150	S-01	9/29/20 15:08
Tetrachloro-m-xylene [1]	*	30-150	S-01	9/29/20 15:08
Tetrachloro-m-xylene [2]	*	30-150	S-01	9/29/20 15:08

39 Spruce Street * East Longmeadow, MA 01028 * FAX 413/525-6405 * TEL. 413/525-2332

Project Location: Greenwich, CT
Sample Description:
Work Order: 20I1052

Date Received: 9/18/2020

Field Sample #: AP13 (2-4)-2
Sampled: 9/18/2020 11:12

Sample ID: 20I1052-03

Sample Matrix: Soil

Conventional Chemistry Parameters by EPA/APHA/SW-846 Methods (Total)

Analyte	Results	RL	Units	Dilution	Flag/Qual	Method	Date Prepared	Date/Time Analyzed	Analyst
% Solids	86.2		% Wt	1		SM 2540G	9/25/20	9/26/20 8:05	CJT

39 Spruce Street * East Longmeadow, MA 01028 * FAX 413/525-6405 * TEL. 413/525-2332

Project Location: Greenwich, CT
Sample Description:
Work Order: 20I1052

Date Received: 9/18/2020

Field Sample #: AP13 (4-5)-1
Sampled: 9/18/2020 11:08

Sample ID: 20I1052-04

Sample Matrix: Soil

Polychlorinated Biphenyls with 3540 Soxhlet Extraction

Analyte	Results	RL	Units	Dilution	Flag/Qual	Method	Date Prepared	Date/Time Analyzed	Analyst
Aroclor-1016 [1]	ND	0.43	mg/Kg dry	20		SW-846 8082A	9/23/20	9/29/20 15:25	TG
Aroclor-1221 [1]	ND	0.43	mg/Kg dry	20		SW-846 8082A	9/23/20	9/29/20 15:25	TG
Aroclor-1232 [1]	ND	0.43	mg/Kg dry	20		SW-846 8082A	9/23/20	9/29/20 15:25	TG
Aroclor-1242 [1]	ND	0.43	mg/Kg dry	20		SW-846 8082A	9/23/20	9/29/20 15:25	TG
Aroclor-1248 [1]	5.0	0.43	mg/Kg dry	20		SW-846 8082A	9/23/20	9/29/20 15:25	TG
Aroclor-1254 [1]	ND	0.43	mg/Kg dry	20		SW-846 8082A	9/23/20	9/29/20 15:25	TG
Aroclor-1260 [1]	ND	0.43	mg/Kg dry	20		SW-846 8082A	9/23/20	9/29/20 15:25	TG
Aroclor-1262 [1]	ND	0.43	mg/Kg dry	20		SW-846 8082A	9/23/20	9/29/20 15:25	TG
Aroclor-1268 [1]	ND	0.43	mg/Kg dry	20		SW-846 8082A	9/23/20	9/29/20 15:25	TG

Surrogates	% Recovery	Recovery Limits	Flag/Qual	
Decachlorobiphenyl [1]	95.9	30-150		9/29/20 15:25
Decachlorobiphenyl [2]	104	30-150		9/29/20 15:25
Tetrachloro-m-xylene [1]	98.1	30-150		9/29/20 15:25
Tetrachloro-m-xylene [2]	103	30-150		9/29/20 15:25

39 Spruce Street * East Longmeadow, MA 01028 * FAX 413/525-6405 * TEL. 413/525-2332

Project Location: Greenwich, CT
Sample Description:
Work Order: 20I1052

Date Received: 9/18/2020

Field Sample #: AP13 (4-5)-1
Sampled: 9/18/2020 11:08

Sample ID: 20I1052-04

Sample Matrix: Soil

Conventional Chemistry Parameters by EPA/APHA/SW-846 Methods (Total)

Analyte	Results	RL	Units	Dilution	Flag/Qual	Method	Date Prepared	Date/Time Analyzed	Analyst
% Solids	90.9		% Wt	1		SM 2540G	9/25/20	9/26/20 8:06	CJT

con-test® ANALYTICAL LABORATORY

39 Spruce Street * East Longmeadow, MA 01028 * FAX 413/525-6405 * TEL. 413/525-2332

Project Location: Greenwich, CT | Sample Description: | Work Order: 20I1052

Date Received: 9/18/2020

Field Sample #: AQ15 (1-1.5)-1 | Sampled: 9/18/2020 12:15

Sample ID: 20I1052-05

Sample Matrix: Soil

Polychlorinated Biphenyls with 3540 Soxhlet Extraction

Analyte	Results	RL	Units	Dilution	Flag/Qual	Method	Date Prepared	Date/Time Analyzed	Analyst
Aroclor-1016 [1]	ND	0.093	mg/Kg dry	4		SW-846 8082A	9/23/20	9/29/20 11:57	TG
Aroclor-1221 [1]	ND	0.093	mg/Kg dry	4		SW-846 8082A	9/23/20	9/29/20 11:57	TG
Aroclor-1232 [1]	ND	0.093	mg/Kg dry	4		SW-846 8082A	9/23/20	9/29/20 11:57	TG
Aroclor-1242 [1]	ND	0.093	mg/Kg dry	4		SW-846 8082A	9/23/20	9/29/20 11:57	TG
Aroclor-1248 [1]	0.76	0.093	mg/Kg dry	4		SW-846 8082A	9/23/20	9/29/20 11:57	TG
Aroclor-1254 [1]	ND	0.093	mg/Kg dry	4		SW-846 8082A	9/23/20	9/29/20 11:57	TG
Aroclor-1260 [1]	ND	0.093	mg/Kg dry	4		SW-846 8082A	9/23/20	9/29/20 11:57	TG
Aroclor-1262 [1]	ND	0.093	mg/Kg dry	4		SW-846 8082A	9/23/20	9/29/20 11:57	TG
Aroclor-1268 [1]	ND	0.093	mg/Kg dry	4		SW-846 8082A	9/23/20	9/29/20 11:57	TG

Surrogates	% Recovery	Recovery Limits	Flag/Qual	
Decachlorobiphenyl [1]	85.7	30-150		9/29/20 11:57
Decachlorobiphenyl [2]	90.2	30-150		9/29/20 11:57
Tetrachloro-m-xylene [1]	98.2	30-150		9/29/20 11:57
Tetrachloro-m-xylene [2]	104	30-150		9/29/20 11:57

39 Spruce Street * East Longmeadow, MA 01028 * FAX 413/525-6405 * TEL. 413/525-2332

Project Location: Greenwich, CT
Sample Description:
Work Order: 20I1052

Date Received: 9/18/2020

Field Sample #: AQ15 (1-1.5)-1
Sampled: 9/18/2020 12:15

Sample ID: 20I1052-05

Sample Matrix: Soil

Conventional Chemistry Parameters by EPA/APHA/SW-846 Methods (Total)

Analyte	Results	RL	Units	Dilution	Flag/Qual	Method	Date Prepared	Date/Time Analyzed	Analyst
% Solids	80.2		% Wt	1		SM 2540G	9/25/20	9/26/20 8:06	CJT

con-test® ANALYTICAL LABORATORY

39 Spruce Street * East Longmeadow, MA 01028 * FAX 413/525-6405 * TEL. 413/525-2332

Project Location: Greenwich, CT | Sample Description: | Work Order: 20I1052

Date Received: 9/18/2020

Field Sample #: AQ15 (2-4)-1 | Sampled: 9/18/2020 01:28

Sample ID: 20I1052-06

Sample Matrix: Soil

Polychlorinated Biphenyls with 3540 Soxhlet Extraction

Analyte	Results	RL	Units	Dilution	Flag/Qual	Method	Date Prepared	Date/Time Analyzed	Analyst
Aroclor-1016 [1]	ND	0.088	mg/Kg dry	4		SW-846 8082A	9/23/20	9/29/20 12:14	TG
Aroclor-1221 [1]	ND	0.088	mg/Kg dry	4		SW-846 8082A	9/23/20	9/29/20 12:14	TG
Aroclor-1232 [1]	ND	0.088	mg/Kg dry	4		SW-846 8082A	9/23/20	9/29/20 12:14	TG
Aroclor-1242 [1]	ND	0.088	mg/Kg dry	4		SW-846 8082A	9/23/20	9/29/20 12:14	TG
Aroclor-1248 [1]	0.63	0.088	mg/Kg dry	4		SW-846 8082A	9/23/20	9/29/20 12:14	TG
Aroclor-1254 [1]	ND	0.088	mg/Kg dry	4		SW-846 8082A	9/23/20	9/29/20 12:14	TG
Aroclor-1260 [1]	ND	0.088	mg/Kg dry	4		SW-846 8082A	9/23/20	9/29/20 12:14	TG
Aroclor-1262 [1]	ND	0.088	mg/Kg dry	4		SW-846 8082A	9/23/20	9/29/20 12:14	TG
Aroclor-1268 [1]	ND	0.088	mg/Kg dry	4		SW-846 8082A	9/23/20	9/29/20 12:14	TG

Surrogates	% Recovery	Recovery Limits	Flag/Qual	
Decachlorobiphenyl [1]	81.9	30-150		9/29/20 12:14
Decachlorobiphenyl [2]	87.5	30-150		9/29/20 12:14
Tetrachloro-m-xylene [1]	94.1	30-150		9/29/20 12:14
Tetrachloro-m-xylene [2]	99.2	30-150		9/29/20 12:14

39 Spruce Street * East Longmeadow, MA 01028 * FAX 413/525-6405 * TEL. 413/525-2332

Project Location: Greenwich, CT
Sample Description:
Work Order: 20I1052

Date Received: 9/18/2020

Field Sample #: AQ15 (2-4)-1
Sampled: 9/18/2020 01:28

Sample ID: 20I1052-06

Sample Matrix: Soil

Conventional Chemistry Parameters by EPA/APHA/SW-846 Methods (Total)

Analyte	Results	RL	Units	Dilution	Flag/Qual	Method	Date Prepared	Date/Time Analyzed	Analyst
% Solids	90.2		% Wt	1		SM 2540G	9/25/20	9/26/20 8:06	CJT

con-test® ANALYTICAL LABORATORY

39 Spruce Street * East Longmeadow, MA 01028 * FAX 413/525-6405 * TEL. 413/525-2332

Project Location: Greenwich, CT | Sample Description: | Work Order: 20I1052

Date Received: 9/18/2020

Field Sample #: AQ14 (4-5)-1 | Sampled: 9/18/2020 12:20

Sample ID: 20I1052-07

Sample Matrix: Soil

Polychlorinated Biphenyls with 3540 Soxhlet Extraction

Analyte	Results	RL	Units	Dilution	Flag/Qual	Method	Date Prepared	Date/Time Analyzed	Analyst
Aroclor-1016 [1]	ND	0.094	mg/Kg dry	4		SW-846 8082A	9/23/20	9/29/20 12:32	TG
Aroclor-1221 [1]	ND	0.094	mg/Kg dry	4		SW-846 8082A	9/23/20	9/29/20 12:32	TG
Aroclor-1232 [1]	ND	0.094	mg/Kg dry	4		SW-846 8082A	9/23/20	9/29/20 12:32	TG
Aroclor-1242 [1]	ND	0.094	mg/Kg dry	4		SW-846 8082A	9/23/20	9/29/20 12:32	TG
Aroclor-1248 [1]	ND	0.094	mg/Kg dry	4		SW-846 8082A	9/23/20	9/29/20 12:32	TG
Aroclor-1254 [1]	ND	0.094	mg/Kg dry	4		SW-846 8082A	9/23/20	9/29/20 12:32	TG
Aroclor-1260 [1]	ND	0.094	mg/Kg dry	4		SW-846 8082A	9/23/20	9/29/20 12:32	TG
Aroclor-1262 [1]	ND	0.094	mg/Kg dry	4		SW-846 8082A	9/23/20	9/29/20 12:32	TG
Aroclor-1268 [1]	ND	0.094	mg/Kg dry	4		SW-846 8082A	9/23/20	9/29/20 12:32	TG

Surrogates	% Recovery	Recovery Limits	Flag/Qual	
Decachlorobiphenyl [1]	90.9	30-150		9/29/20 12:32
Decachlorobiphenyl [2]	94.8	30-150		9/29/20 12:32
Tetrachloro-m-xylene [1]	96.6	30-150		9/29/20 12:32
Tetrachloro-m-xylene [2]	102	30-150		9/29/20 12:32

39 Spruce Street * East Longmeadow, MA 01028 * FAX 413/525-6405 * TEL. 413/525-2332

Project Location: Greenwich, CT
Sample Description:
Work Order: 20I1052

Date Received: 9/18/2020

Field Sample #: AQ14 (4-5)-1
Sampled: 9/18/2020 12:20

Sample ID: 20I1052-07

Sample Matrix: Soil

Conventional Chemistry Parameters by EPA/APHA/SW-846 Methods (Total)

Analyte	Results	RL	Units	Dilution	Flag/Qual	Method	Date Prepared	Date/Time Analyzed	Analyst
% Solids	84.3		% Wt	1		SM 2540G	9/25/20	9/26/20 8:07	CJT

con-test® ANALYTICAL LABORATORY

39 Spruce Street * East Longmeadow, MA 01028 * FAX 413/525-6405 * TEL. 413/525-2332

Project Location: Greenwich, CT | Sample Description: | Work Order: 20I1052

Date Received: 9/18/2020

Field Sample #: AJ20.5 (0.5-1)-1 | Sampled: 9/18/2020 11:55

Sample ID: 20I1052-08

Sample Matrix: Soil

Polychlorinated Biphenyls with 3540 Soxhlet Extraction

Analyte	Results	RL	Units	Dilution	Flag/Qual	Method	Date Prepared	Date/Time Analyzed	Analyst
Aroclor-1016 [1]	ND	0.087	mg/Kg dry	4		SW-846 8082A	9/23/20	9/29/20 12:49	TG
Aroclor-1221 [1]	ND	0.087	mg/Kg dry	4		SW-846 8082A	9/23/20	9/29/20 12:49	TG
Aroclor-1232 [1]	ND	0.087	mg/Kg dry	4		SW-846 8082A	9/23/20	9/29/20 12:49	TG
Aroclor-1242 [1]	ND	0.087	mg/Kg dry	4		SW-846 8082A	9/23/20	9/29/20 12:49	TG
Aroclor-1248 [1]	0.19	0.087	mg/Kg dry	4		SW-846 8082A	9/23/20	9/29/20 12:49	TG
Aroclor-1254 [1]	ND	0.087	mg/Kg dry	4		SW-846 8082A	9/23/20	9/29/20 12:49	TG
Aroclor-1260 [1]	ND	0.087	mg/Kg dry	4		SW-846 8082A	9/23/20	9/29/20 12:49	TG
Aroclor-1262 [1]	ND	0.087	mg/Kg dry	4		SW-846 8082A	9/23/20	9/29/20 12:49	TG
Aroclor-1268 [1]	ND	0.087	mg/Kg dry	4		SW-846 8082A	9/23/20	9/29/20 12:49	TG

Surrogates	% Recovery	Recovery Limits	Flag/Qual	
Decachlorobiphenyl [1]	96.3	30-150		9/29/20 12:49
Decachlorobiphenyl [2]	102	30-150		9/29/20 12:49
Tetrachloro-m-xylene [1]	100	30-150		9/29/20 12:49
Tetrachloro-m-xylene [2]	106	30-150		9/29/20 12:49

39 Spruce Street * East Longmeadow, MA 01028 * FAX 413/525-6405 * TEL. 413/525-2332

Project Location: Greenwich, CT
Sample Description:
Work Order: 20I1052

Date Received: 9/18/2020

Field Sample #: AJ20.5 (0.5-1)-1
Sampled: 9/18/2020 11:55

Sample ID: 20I1052-08

Sample Matrix: Soil

Conventional Chemistry Parameters by EPA/APHA/SW-846 Methods (Total)

Analyte	Results	RL	Units	Dilution	Flag/Qual	Method	Date Prepared	Date/Time Analyzed	Analyst
% Solids	90.8		% Wt	1		SM 2540G	9/25/20	9/26/20 8:07	CJT

con-test® ANALYTICAL LABORATORY

39 Spruce Street * East Longmeadow, MA 01028 * FAX 413/525-6405 * TEL. 413/525-2332

Project Location: Greenwich, CT | Sample Description: | Work Order: 20I1052

Date Received: 9/18/2020

Field Sample #: AJ20.5 (2-4)-1 | Sampled: 9/18/2020 12:05

Sample ID: 20I1052-09

Sample Matrix: Soil

Polychlorinated Biphenyls with 3540 Soxhlet Extraction

Analyte	Results	RL	Units	Dilution	Flag/Qual	Method	Date Prepared	Date/Time Analyzed	Analyst
Aroclor-1016 [1]	ND	0.089	mg/Kg dry	4		SW-846 8082A	9/23/20	9/29/20 13:06	TG
Aroclor-1221 [1]	ND	0.089	mg/Kg dry	4		SW-846 8082A	9/23/20	9/29/20 13:06	TG
Aroclor-1232 [1]	ND	0.089	mg/Kg dry	4		SW-846 8082A	9/23/20	9/29/20 13:06	TG
Aroclor-1242 [1]	ND	0.089	mg/Kg dry	4		SW-846 8082A	9/23/20	9/29/20 13:06	TG
Aroclor-1248 [1]	0.93	0.089	mg/Kg dry	4		SW-846 8082A	9/23/20	9/29/20 13:06	TG
Aroclor-1254 [1]	ND	0.089	mg/Kg dry	4		SW-846 8082A	9/23/20	9/29/20 13:06	TG
Aroclor-1260 [1]	ND	0.089	mg/Kg dry	4		SW-846 8082A	9/23/20	9/29/20 13:06	TG
Aroclor-1262 [1]	ND	0.089	mg/Kg dry	4		SW-846 8082A	9/23/20	9/29/20 13:06	TG
Aroclor-1268 [1]	ND	0.089	mg/Kg dry	4		SW-846 8082A	9/23/20	9/29/20 13:06	TG

Surrogates	% Recovery	Recovery Limits	Flag/Qual	
Decachlorobiphenyl [1]	92.3	30-150		9/29/20 13:06
Decachlorobiphenyl [2]	97.7	30-150		9/29/20 13:06
Tetrachloro-m-xylene [1]	95.3	30-150		9/29/20 13:06
Tetrachloro-m-xylene [2]	99.9	30-150		9/29/20 13:06

39 Spruce Street * East Longmeadow, MA 01028 * FAX 413/525-6405 * TEL. 413/525-2332

Project Location: Greenwich, CT
Sample Description:
Work Order: 20I1052

Date Received: 9/18/2020

Field Sample #: AJ20.5 (2-4)-1
Sampled: 9/18/2020 12:05

Sample ID: 20I1052-09

Sample Matrix: Soil

Conventional Chemistry Parameters by EPA/APHA/SW-846 Methods (Total)

Analyte	Results	RL	Units	Dilution	Flag/Qual	Method	Date Prepared	Date/Time Analyzed	Analyst
% Solids	86.0		% Wt	1		SM 2540G	9/25/20	9/26/20 8:07	CJT

39 Spruce Street * East Longmeadow, MA 01028 * FAX 413/525-6405 * TEL. 413/525-2332

Project Location: Greenwich, CT
Sample Description:
Work Order: 20I1052

Date Received: 9/18/2020

Field Sample #: AJ20.5 (5-7)-1
Sampled: 9/18/2020 12:30

Sample ID: 20I1052-10

Sample Matrix: Soil

Polychlorinated Biphenyls with 3540 Soxhlet Extraction

Analyte	Results	RL	Units	Dilution	Flag/Qual	Method	Date Prepared	Date/Time Analyzed	Analyst
Aroclor-1016 [1]	ND	100	mg/Kg dry	4000		SW-846 8082A	9/23/20	9/29/20 14:33	TG
Aroclor-1221 [1]	ND	100	mg/Kg dry	4000		SW-846 8082A	9/23/20	9/29/20 14:33	TG
Aroclor-1232 [1]	ND	100	mg/Kg dry	4000		SW-846 8082A	9/23/20	9/29/20 14:33	TG
Aroclor-1242 [2]	700	100	mg/Kg dry	4000		SW-846 8082A	9/23/20	9/29/20 14:33	TG
Aroclor-1248 [1]	ND	100	mg/Kg dry	4000		SW-846 8082A	9/23/20	9/29/20 14:33	TG
Aroclor-1254 [1]	ND	100	mg/Kg dry	4000		SW-846 8082A	9/23/20	9/29/20 14:33	TG
Aroclor-1260 [1]	ND	100	mg/Kg dry	4000		SW-846 8082A	9/23/20	9/29/20 14:33	TG
Aroclor-1262 [1]	ND	100	mg/Kg dry	4000		SW-846 8082A	9/23/20	9/29/20 14:33	TG
Aroclor-1268 [1]	ND	100	mg/Kg dry	4000		SW-846 8082A	9/23/20	9/29/20 14:33	TG

Surrogates	% Recovery	Recovery Limits	Flag/Qual	
Decachlorobiphenyl [1]	*	30-150	S-01	9/29/20 14:33
Decachlorobiphenyl [2]	*	30-150	S-01	9/29/20 14:33
Tetrachloro-m-xylene [1]	*	30-150	S-01	9/29/20 14:33
Tetrachloro-m-xylene [2]	*	30-150	S-01	9/29/20 14:33

39 Spruce Street * East Longmeadow, MA 01028 * FAX 413/525-6405 * TEL. 413/525-2332

Project Location: Greenwich, CT
Sample Description:
Work Order: 20I1052

Date Received: 9/18/2020

Field Sample #: AJ20.5 (5-7)-1
Sampled: 9/18/2020 12:30

Sample ID: 20I1052-10

Sample Matrix: Soil

Conventional Chemistry Parameters by EPA/APHA/SW-846 Methods (Total)

Analyte	Results	RL	Units	Dilution	Flag/Qual	Method	Date Prepared	Date/Time Analyzed	Analyst
% Solids	76.3		% Wt	1		SM 2540G	9/25/20	9/26/20 8:08	CJT

39 Spruce Street * East Longmeadow, MA 01028 * FAX 413/525-6405 * TEL. 413/525-2332

Sample Extraction Data

Prep Method: % Solids **Analytical Method: SM 2540G**

Lab Number [Field ID]	Batch	Date
20I1052-01 [AP13 (1-1.5)-1]	B267300	09/25/20
20I1052-02 [AP13 (2-4)-1]	B267300	09/25/20
20I1052-03 [AP13 (2-4)-2]	B267300	09/25/20
20I1052-04 [AP13 (4-5)-1]	B267300	09/25/20
20I1052-05 [AQ15 (1-1.5)-1]	B267300	09/25/20
20I1052-06 [AQ15 (2-4)-1]	B267300	09/25/20
20I1052-07 [AQ14 (4-5)-1]	B267300	09/25/20
20I1052-08 [AJ20.5 (0.5-1)-1]	B267300	09/25/20
20I1052-09 [AJ20.5 (2-4)-1]	B267300	09/25/20
20I1052-10 [AJ20.5 (5-7)-1]	B267300	09/25/20

Prep Method: SW-846 3540C **Analytical Method: SW-846 8082A**

Lab Number [Field ID]	Batch	Initial [g]	Final [mL]	Date
20I1052-01 [AP13 (1-1.5)-1]	B266992	10.5	10.0	09/23/20
20I1052-02 [AP13 (2-4)-1]	B266992	10.2	10.0	09/23/20
20I1052-03 [AP13 (2-4)-2]	B266992	10.9	10.0	09/23/20
20I1052-04 [AP13 (4-5)-1]	B266992	10.2	10.0	09/23/20
20I1052-05 [AQ15 (1-1.5)-1]	B266992	10.7	10.0	09/23/20
20I1052-06 [AQ15 (2-4)-1]	B266992	10.1	10.0	09/23/20
20I1052-07 [AQ14 (4-5)-1]	B266992	10.1	10.0	09/23/20
20I1052-08 [AJ20.5 (0.5-1)-1]	B266992	10.1	10.0	09/23/20
20I1052-09 [AJ20.5 (2-4)-1]	B266992	10.5	10.0	09/23/20
20I1052-10 [AJ20.5 (5-7)-1]	B266992	10.3	10.0	09/23/20

con-test® ANALYTICAL LABORATORY

39 Spruce Street * East Longmeadow, MA 01028 * FAX 413/525-6405 * TEL. 413/525-2332

QUALITY CONTROL

Polychlorinated Biphenyls with 3540 Soxhlet Extraction - Quality Control

Analyte	Result	Reporting Limit	Units	Spike Level	Source Result	%REC	%REC Limits	RPD	RPD Limit	Notes
Batch B266992 - SW-846 3540C										
Blank (B266992-BLK1)				Prepared: 09/23/20 Analyzed: 09/29/20						
Aroclor-1016	ND	0.020	mg/Kg wet							
Aroclor-1016 [2C]	ND	0.020	mg/Kg wet							
Aroclor-1221	ND	0.020	mg/Kg wet							
Aroclor-1221 [2C]	ND	0.020	mg/Kg wet							
Aroclor-1232	ND	0.020	mg/Kg wet							
Aroclor-1232 [2C]	ND	0.020	mg/Kg wet							
Aroclor-1242	ND	0.020	mg/Kg wet							
Aroclor-1242 [2C]	ND	0.020	mg/Kg wet							
Aroclor-1248	ND	0.020	mg/Kg wet							
Aroclor-1248 [2C]	ND	0.020	mg/Kg wet							
Aroclor-1254	ND	0.020	mg/Kg wet							
Aroclor-1254 [2C]	ND	0.020	mg/Kg wet							
Aroclor-1260	ND	0.020	mg/Kg wet							
Aroclor-1260 [2C]	ND	0.020	mg/Kg wet							
Aroclor-1262	ND	0.020	mg/Kg wet							
Aroclor-1262 [2C]	ND	0.020	mg/Kg wet							
Aroclor-1268	ND	0.020	mg/Kg wet							
Aroclor-1268 [2C]	ND	0.020	mg/Kg wet							
Surrogate: Decachlorobiphenyl	*0.186*		mg/Kg wet	0.200		93.0	30-150			
Surrogate: Decachlorobiphenyl [2C]	*0.203*		mg/Kg wet	0.200		102	30-150			
Surrogate: Tetrachloro-m-xylene	*0.201*		mg/Kg wet	0.200		100	30-150			
Surrogate: Tetrachloro-m-xylene [2C]	*0.211*		mg/Kg wet	0.200		105	30-150			
LCS (B266992-BS1)				Prepared: 09/23/20 Analyzed: 09/29/20						
Aroclor-1016	0.20	0.020	mg/Kg wet	0.200		99.1	40-140			
Aroclor-1016 [2C]	0.20	0.020	mg/Kg wet	0.200		102	40-140			
Aroclor-1260	0.19	0.020	mg/Kg wet	0.200		92.8	40-140			
Aroclor-1260 [2C]	0.18	0.020	mg/Kg wet	0.200		88.4	40-140			
Surrogate: Decachlorobiphenyl	*0.188*		mg/Kg wet	0.200		94.2	30-150			
Surrogate: Decachlorobiphenyl [2C]	*0.204*		mg/Kg wet	0.200		102	30-150			
Surrogate: Tetrachloro-m-xylene	*0.201*		mg/Kg wet	0.200		100	30-150			
Surrogate: Tetrachloro-m-xylene [2C]	*0.208*		mg/Kg wet	0.200		104	30-150			
LCS Dup (B266992-BSD1)				Prepared: 09/23/20 Analyzed: 09/29/20						
Aroclor-1016	0.19	0.020	mg/Kg wet	0.200		95.3	40-140	3.96	30	
Aroclor-1016 [2C]	0.20	0.020	mg/Kg wet	0.200		99.9	40-140	2.04	30	
Aroclor-1260	0.18	0.020	mg/Kg wet	0.200		91.4	40-140	1.46	30	
Aroclor-1260 [2C]	0.17	0.020	mg/Kg wet	0.200		86.3	40-140	2.42	30	
Surrogate: Decachlorobiphenyl	*0.183*		mg/Kg wet	0.200		91.4	30-150			
Surrogate: Decachlorobiphenyl [2C]	*0.198*		mg/Kg wet	0.200		99.2	30-150			
Surrogate: Tetrachloro-m-xylene	*0.192*		mg/Kg wet	0.200		96.2	30-150			
Surrogate: Tetrachloro-m-xylene [2C]	*0.201*		mg/Kg wet	0.200		100	30-150			

con-test® ANALYTICAL LABORATORY

39 Spruce Street * East Longmeadow, MA 01028 * FAX 413/525-6405 * TEL. 413/525-2332

QUALITY CONTROL

Polychlorinated Biphenyls with 3540 Soxhlet Extraction - Quality Control

Analyte	Result	Reporting Limit	Units	Spike Level	Source Result	%REC		%REC Limits	RPD	RPD Limit	Notes
Batch B266992 - SW-846 3540C											
Matrix Spike (B266992-MS1)		**Source: 20I1052-01**		Prepared: 09/23/20 Analyzed: 09/29/20							
Aroclor-1016	0.57	0.084	mg/Kg dry	0.210	ND	**269**	*	40-140			MS-21
Aroclor-1016 [2C]	0.71	0.084	mg/Kg dry	0.210	ND	**338**	*	40-140			MS-21
Aroclor-1260	0.22	0.084	mg/Kg dry	0.210	ND	105		40-140			
Aroclor-1260 [2C]	0.25	0.084	mg/Kg dry	0.210	ND	118		40-140			
Surrogate: Decachlorobiphenyl	*0.184*		mg/Kg dry	0.210		87.9		30-150			
Surrogate: Decachlorobiphenyl [2C]	*0.206*		mg/Kg dry	0.210		98.4		30-150			
Surrogate: Tetrachloro-m-xylene	*0.211*		mg/Kg dry	0.210		101		30-150			
Surrogate: Tetrachloro-m-xylene [2C]	*0.215*		mg/Kg dry	0.210		102		30-150			
Matrix Spike Dup (B266992-MSD1)		**Source: 20I1052-01**		Prepared: 09/23/20 Analyzed: 09/29/20							
Aroclor-1016	0.51	0.085	mg/Kg dry	0.212	ND	**241**	*	40-140	10.3	50	MS-21
Aroclor-1016 [2C]	0.63	0.085	mg/Kg dry	0.212	ND	**299**	*	40-140	11.4	50	MS-21
Aroclor-1260	0.22	0.085	mg/Kg dry	0.212	ND	102		40-140	1.80	50	
Aroclor-1260 [2C]	0.24	0.085	mg/Kg dry	0.212	ND	115		40-140	1.82	50	
Surrogate: Decachlorobiphenyl	*0.183*		mg/Kg dry	0.212		86.4		30-150			
Surrogate: Decachlorobiphenyl [2C]	*0.210*		mg/Kg dry	0.212		99.4		30-150			
Surrogate: Tetrachloro-m-xylene	*0.208*		mg/Kg dry	0.212		98.2		30-150			
Surrogate: Tetrachloro-m-xylene [2C]	*0.213*		mg/Kg dry	0.212		101		30-150			

39 Spruce Street * East Longmeadow, MA 01028 * FAX 413/525-6405 * TEL. 413/525-2332

QUALITY CONTROL

Conventional Chemistry Parameters by EPA/APHA/SW-846 Methods (Total) - Quality Control

Analyte	Result	Reporting Limit	Units	Spike Level	Source Result	%REC	%REC Limits	RPD	RPD Limit	Notes
Batch B267300 - % Solids										
Duplicate (B267300-DUP2)		**Source: 20I1052-01**		Prepared: 09/25/20	Analyzed: 09/26/20					
% Solids	90.1		% Wt		90.0			0.124	10	
Duplicate (B267300-DUP3)		**Source: 20I1052-02**		Prepared: 09/25/20	Analyzed: 09/26/20					
% Solids	86.7		% Wt		86.6			0.101	10	
Duplicate (B267300-DUP4)		**Source: 20I1052-03**		Prepared: 09/25/20	Analyzed: 09/26/20					
% Solids	85.7		% Wt		86.2			0.580	10	
Duplicate (B267300-DUP5)		**Source: 20I1052-04**		Prepared: 09/25/20	Analyzed: 09/26/20					
% Solids	90.3		% Wt		90.9			0.587	10	
Duplicate (B267300-DUP6)		**Source: 20I1052-05**		Prepared: 09/25/20	Analyzed: 09/26/20					
% Solids	77.7		% Wt		80.2			3.19	10	
Duplicate (B267300-DUP7)		**Source: 20I1052-06**		Prepared: 09/25/20	Analyzed: 09/26/20					
% Solids	89.0		% Wt		90.2			1.36	10	

con-test® ANALYTICAL LABORATORY

39 Spruce Street * East Longmeadow, MA 01028 * FAX 413/525-6405 * TEL. 413/525-2332

IDENTIFICATION SUMMARY FOR SINGLE COMPONENT ANALYTES

SW-846 8082A

AP13 (1-1.5)-1

Lab Sample ID: 20I1052-01

Date(s) Analyzed: 09/29/2020 09/29/2020

Instrument ID (1): ECD10

Instrument ID (2): ECD10

GC Column (1): ID: (mm)

GC Column (2): ID: (mm)

ANALYTE	COL	RT	RT WINDOW		CONCENTRATION	%RPD
			FROM	TO		
Aroclor-1248	1	0.000	-0.030	0.030	0.63	
	2	0.000	-0.030	0.030	0.56	11.8

con-test® ANALYTICAL LABORATORY

39 Spruce Street * East Longmeadow, MA 01028 * FAX 413/525-6405 * TEL. 413/525-2332

IDENTIFICATION SUMMARY FOR SINGLE COMPONENT ANALYTES

SW-846 8082A

AP13 (2-4)-1

Lab Sample ID: 20I1052-02

Date(s) Analyzed: 09/29/2020 09/29/2020

Instrument ID (1): ECD10

Instrument ID (2): ECD10

GC Column (1): ID: (mm)

GC Column (2): ID: (mm)

ANALYTE	COL	RT	RT WINDOW		CONCENTRATION	%RPD
			FROM	TO		
Aroclor-1248	1	0.000	-0.030	0.030	18	
	2	0.000	-0.030	0.030	18	5.4

con-test® ANALYTICAL LABORATORY

39 Spruce Street * East Longmeadow, MA 01028 * FAX 413/525-6405 * TEL. 413/525-2332

IDENTIFICATION SUMMARY FOR SINGLE COMPONENT ANALYTES

SW-846 8082A

AP13 (2-4)-2

Lab Sample ID: 20I1052-03

Date(s) Analyzed: 09/29/2020 09/29/2020

Instrument ID (1): ECD10

Instrument ID (2): ECD10

GC Column (1): ID: (mm)

GC Column (2): ID: (mm)

ANALYTE	COL	RT	RT WINDOW		CONCENTRATION	%RPD
			FROM	TO		
Aroclor-1248	1	0.000	-0.030	0.030	7.3	
	2	0.000	-0.030	0.030	6.9	5.6

con-test® ANALYTICAL LABORATORY

39 Spruce Street * East Longmeadow, MA 01028 * FAX 413/525-6405 * TEL. 413/525-2332

IDENTIFICATION SUMMARY FOR SINGLE COMPONENT ANALYTES

SW-846 8082A

AP13 (4-5)-1

Lab Sample ID: 20I1052-04

Date(s) Analyzed: 09/29/2020 09/29/2020

Instrument ID (1): ECD10

Instrument ID (2): ECD10

GC Column (1): ID: (mm)

GC Column (2): ID: (mm)

ANALYTE	COL	RT	RT WINDOW		CONCENTRATION	%RPD
			FROM	TO		
Aroclor-1248	1	0.000	-0.030	0.030	5.0	
	2	0.000	-0.030	0.030	4.7	6.2

con-test® ANALYTICAL LABORATORY

39 Spruce Street * East Longmeadow, MA 01028 * FAX 413/525-6405 * TEL. 413/525-2332

IDENTIFICATION SUMMARY FOR SINGLE COMPONENT ANALYTES

SW-846 8082A

AQ15 (1-1.5)-1

Lab Sample ID: 20I1052-05

Date(s) Analyzed: 09/29/2020 09/29/2020

Instrument ID (1): ECD10

Instrument ID (2): ECD10

GC Column (1): ID: (mm)

GC Column (2): ID: (mm)

ANALYTE	COL	RT	RT WINDOW		CONCENTRATION	%RPD
			FROM	TO		
Aroclor-1248	1	0.000	-0.030	0.030	0.76	
	2	0.000	-0.030	0.030	0.71	6.8

con-test® ANALYTICAL LABORATORY

39 Spruce Street * East Longmeadow, MA 01028 * FAX 413/525-6405 * TEL. 413/525-2332

IDENTIFICATION SUMMARY FOR SINGLE COMPONENT ANALYTES

SW-846 8082A

AQ15 (2-4)-1

Lab Sample ID: 20I1052-06

Date(s) Analyzed: 09/29/2020 09/29/2020

Instrument ID (1): ECD10

Instrument ID (2): ECD10

GC Column (1): ID: (mm)

GC Column (2): ID: (mm)

ANALYTE	COL	RT	RT WINDOW		CONCENTRATION	%RPD
			FROM	TO		
Aroclor-1248	1	0.000	-0.030	0.030	0.63	
	2	0.000	-0.030	0.030	0.59	6.6

con-test® ANALYTICAL LABORATORY

39 Spruce Street * East Longmeadow, MA 01028 * FAX 413/525-6405 * TEL. 413/525-2332

IDENTIFICATION SUMMARY FOR SINGLE COMPONENT ANALYTES

SW-846 8082A

AJ20.5 (0.5-1)-1

Lab Sample ID: 20I1052-08

Date(s) Analyzed: 09/29/2020 09/29/2020

Instrument ID (1): ECD10

Instrument ID (2): ECD10

GC Column (1): ID: (mm)

GC Column (2): ID: (mm)

ANALYTE	COL	RT	RT WINDOW		CONCENTRATION	%RPD
			FROM	TO		
Aroclor-1248	1	0.000	-0.030	0.030	0.19	
	2	0.000	-0.030	0.030	0.19	0.0

con-test® ANALYTICAL LABORATORY

39 Spruce Street * East Longmeadow, MA 01028 * FAX 413/525-6405 * TEL. 413/525-2332

IDENTIFICATION SUMMARY FOR SINGLE COMPONENT ANALYTES

SW-846 8082A

AJ20.5 (2-4)-1

Lab Sample ID: 20I1052-09

Date(s) Analyzed: 09/29/2020 09/29/2020

Instrument ID (1): ECD10

Instrument ID (2): ECD10

GC Column (1): ID: (mm)

GC Column (2): ID: (mm)

ANALYTE	COL	RT	RT WINDOW		CONCENTRATION	%RPD
			FROM	TO		
Aroclor-1248	1	0.000	-0.030	0.030	0.93	
	2	0.000	-0.030	0.030	0.93	0.0

con-test® ANALYTICAL LABORATORY

39 Spruce Street * East Longmeadow, MA 01028 * FAX 413/525-6405 * TEL. 413/525-2332

IDENTIFICATION SUMMARY FOR SINGLE COMPONENT ANALYTES

SW-846 8082A

AJ20.5 (5-7)-1

Lab Sample ID: 20I1052-10

Date(s) Analyzed: 09/29/2020 09/29/2020

Instrument ID (1): ECD10

Instrument ID (2): ECD10

GC Column (1): ID: (mm)

GC Column (2): ID: (mm)

ANALYTE	COL	RT	RT WINDOW		CONCENTRATION	%RPD
			FROM	TO		
Aroclor-1242	1	0.000	-0.030	0.030	670	
	2	0.000	-0.030	0.030	700	4.4

con-test® ANALYTICAL LABORATORY

39 Spruce Street * East Longmeadow, MA 01028 * FAX 413/525-6405 * TEL. 413/525-2332

IDENTIFICATION SUMMARY FOR SINGLE COMPONENT ANALYTES

SW-846 8082A

LCS

Lab Sample ID: B266992-BS1

Date(s) Analyzed: 09/29/2020 09/29/2020

Instrument ID (1): ECD10

Instrument ID (2): ECD10

GC Column (1): ID: (mm)

GC Column (2): ID: (mm)

ANALYTE	COL	RT	RT WINDOW		CONCENTRATION	%RPD
			FROM	TO		
Aroclor-1016	1	0.000	-0.030	0.030	0.20	
	2	0.000	-0.030	0.030	0.20	0.0
Aroclor-1260	1	0.000	-0.030	0.030	0.19	
	2	0.000	-0.030	0.030	0.18	5.4

con-test® ANALYTICAL LABORATORY

39 Spruce Street * East Longmeadow, MA 01028 * FAX 413/525-6405 * TEL. 413/525-2332

IDENTIFICATION SUMMARY FOR SINGLE COMPONENT ANALYTES

SW-846 8082A

LCS Dup

Lab Sample ID: B266992-BSD1 Date(s) Analyzed: 09/29/2020 09/29/2020

Instrument ID (1): ECD10 Instrument ID (2): ECD10

GC Column (1): ID: (mm) GC Column (2): ID: (mm)

ANALYTE	COL	RT	RT WINDOW		CONCENTRATION	%RPD
			FROM	TO		
Aroclor-1016	1	0.000	-0.030	0.030	0.19	
	2	0.000	-0.030	0.030	0.20	5.1
Aroclor-1260	1	0.000	-0.030	0.030	0.18	
	2	0.000	-0.030	0.030	0.17	5.7

con-test® ANALYTICAL LABORATORY

39 Spruce Street * East Longmeadow, MA 01028 * FAX 413/525-6405 * TEL. 413/525-2332

IDENTIFICATION SUMMARY FOR SINGLE COMPONENT ANALYTES

SW-846 8082A

Matrix Spike

Lab Sample ID: B266992-MS1

Date(s) Analyzed: 09/29/2020 09/29/2020

Instrument ID (1): ECD10

Instrument ID (2): ECD10

GC Column (1): ID: (mm)

GC Column (2): ID: (mm)

ANALYTE	COL	RT	RT WINDOW		CONCENTRATION	%RPD
			FROM	TO		
Aroclor-1016	1	0.000	-0.030	0.030	0.57	
	2	0.000	-0.030	0.030	0.71	21.9
Aroclor-1260	1	0.000	-0.030	0.030	0.22	
	2	0.000	-0.030	0.030	0.25	12.8

con-test® ANALYTICAL LABORATORY

39 Spruce Street * East Longmeadow, MA 01028 * FAX 413/525-6405 * TEL. 413/525-2332

IDENTIFICATION SUMMARY FOR SINGLE COMPONENT ANALYTES

SW-846 8082A

Matrix Spike Dup

Lab Sample ID: B266992-MSD1

Date(s) Analyzed: 09/29/2020 09/29/2020

Instrument ID (1): ECD10

Instrument ID (2): ECD10

GC Column (1): ID: (mm)

GC Column (2): ID: (mm)

ANALYTE	COL	RT	RT WINDOW		CONCENTRATION	%RPD
			FROM	TO		
Aroclor-1016	1	0.000	-0.030	0.030	0.51	
	2	0.000	-0.030	0.030	0.63	21.1
Aroclor-1260	1	0.000	-0.030	0.030	0.22	
	2	0.000	-0.030	0.030	0.24	8.7

39 Spruce Street * East Longmeadow, MA 01028 * FAX 413/525-6405 * TEL. 413/525-2332

FLAG/QUALIFIER SUMMARY

*	QC result is outside of established limits.
†	Wide recovery limits established for difficult compound.
‡	Wide RPD limits established for difficult compound.
#	Data exceeded client recommended or regulatory level
ND	Not Detected
RL	Reporting Limit is at the level of quantitation (LOQ)
DL	Detection Limit is the lower limit of detection determined by the MDL study
MCL	Maximum Contaminant Level
	Percent recoveries and relative percent differences (RPDs) are determined by the software using values in the calculation which have not been rounded.
	No results have been blank subtracted unless specified in the case narrative section.
MS-21	Matrix spike and/or spike duplicate recovery bias high due to contribution of other Aroclors present in the source sample.
S-01	The surrogate recovery for this sample is not available due to sample dilution below the surrogate reporting limit required from high analyte concentration and/or matrix interferences.

39 Spruce Street * East Longmeadow, MA 01028 * FAX 413/525-6405 * TEL. 413/525-2332

CERTIFICATIONS

Certified Analyses included in this Report

Analyte	Certifications
SW-846 8082A in Soil	
Aroclor-1016	CT,NH,NY,ME,NC,VA,PA
Aroclor-1016 [2C]	CT,NH,NY,ME,NC,VA,PA
Aroclor-1221	CT,NH,NY,ME,NC,VA,PA
Aroclor-1221 [2C]	CT,NH,NY,ME,NC,VA,PA
Aroclor-1232	CT,NH,NY,ME,NC,VA,PA
Aroclor-1232 [2C]	CT,NH,NY,ME,NC,VA,PA
Aroclor-1242	CT,NH,NY,ME,NC,VA,PA
Aroclor-1242 [2C]	CT,NH,NY,ME,NC,VA,PA
Aroclor-1248	CT,NH,NY,ME,NC,VA,PA
Aroclor-1248 [2C]	CT,NH,NY,ME,NC,VA,PA
Aroclor-1254	CT,NH,NY,ME,NC,VA,PA
Aroclor-1254 [2C]	CT,NH,NY,ME,NC,VA,PA
Aroclor-1260	CT,NH,NY,ME,NC,VA,PA
Aroclor-1260 [2C]	CT,NH,NY,ME,NC,VA,PA
Aroclor-1262	NY,NC,VA,PA
Aroclor-1262 [2C]	NY,NC,VA,PA
Aroclor-1268	NY,NC,VA,PA
Aroclor-1268 [2C]	NY,NC,VA,PA

The CON-TEST Environmental Laboratory operates under the following certifications and accreditations:

Code	Description	Number	Expires
AIHA	AIHA-LAP, LLC - ISO17025:2017	100033	03/1/2022
MA	Massachusetts DEP	M-MA100	06/30/2021
CT	Connecticut Department of Publilc Health	PH-0567	09/30/2021
NY	New York State Department of Health	10899 NELAP	04/1/2021
NH-S	New Hampshire Environmental Lab	2516 NELAP	02/5/2021
RI	Rhode Island Department of Health	LAO00112	12/30/2020
NC	North Carolina Div. of Water Quality	652	12/31/2020
NJ	New Jersey DEP	MA007 NELAP	06/30/2021
FL	Florida Department of Health	E871027 NELAP	06/30/2021
VT	Vermont Department of Health Lead Laboratory	LL015036	07/30/2021
ME	State of Maine	2011028	06/9/2021
VA	Commonwealth of Virginia	460217	12/14/2020
NH-P	New Hampshire Environmental Lab	2557 NELAP	09/6/2021
VT-DW	Vermont Department of Health Drinking Water	VT-255716	06/12/2021
NC-DW	North Carolina Department of Health	25703	07/31/2021
PA	Commonwealth of Pennsylvania DEP	68-05812	06/30/2021
MI	Dept. of Env, Great Lakes, and Energy	9100	09/6/2021

20I1052

con-test ANALYTICAL LABORATORY

Phone: 413-525-2332
Fax: 413-525-6405
Email: info@contestlabs.com

http://www.contestlabs.com

CHAIN OF CUSTODY RECORD

39 Spruce Street
East Longmeadow, MA 01028

Doc # 381 Rev 2_06262019

Company Name:	AECOM
Address:	500 Enterprise Drive, 1A, Rocky Hill, CT 06067
Phone:	860-263-5781
Project Name:	Greenwich High School
Project Location:	Greenwich, CT
Project Number:	60432356
Project Manager:	Kaitlyn Feliciano
Con-Test Quote Name/Number:	Q-20191217
Invoice Recipient:	Dan Seremet, E. Doerfler
Sampled By:	C. Hayden

Requested Turnaround Time: 7-Day ☑ 10-Day ☐ PFAS 10-Day (std) ☐ Due Date:

Rush-Approval Required: 1-Day ☐ 3-Day ☐ 2-Day ☐ 4-Day ☐

Dissolved Metals Samples: ○ Field Filtered ○ Lab to Filter

Orthophosphate Samples: ○ Field Filtered ○ Lab to Filter

Data Delivery: Format: PDF ☑ EXCEL ☑ Other: EDD - EQuis CLP Like Data Pkg Required: ☐ Email To: elizabeth.doerfler@aecom.com, dan.seremet@aecom.com Fax To #:

PCB ONLY: SOXHLET ☑ NON SOXHLET ☐

ANALYSIS REQUESTED

Con-Test Work Order#	Client Sample ID / Description	Beginning Date/Time	Ending Date/Time	COMP/GRAB	[1]Matrix Code	Conc Code	VIALS	GLASS	PLASTIC	BACTERIA	ENCORE	PCBs 8082
	AG11(5-6)-1	9/12/20	1316	GRAB	S	U	3	2				X
1	AP13(1-1.5)-1		1114					1				X
2	AP13(2-4)-1		1110					1				X
3	AP13(2-4)-2		1112					1				X
4	AP13(4-5)-1		1108					1				X
	AP13(5-6)-1		1106					1				X
5	AQ15(1-1.5)-1		1215					1				X
6	AQ15(2-4)-1		1218					1				X
7	AQ15(4-5)-1		1220					1				X
	AQ15(5-6)-1		1225					1				X

[2] Preservation Code: I

Courier Use Only
Total Number Of:
VIALS 3
GLASS 11
PLASTIC
BACTERIA
ENCORE

Glassware in the fridge? Y / N

Glassware in freezer? Y / N

Prepackaged Cooler? Y / N

*Contest is not responsible for missing samples from prepacked coolers

Relinquished by: (signature)	Date/Time:
C Hayden	9/18/20 1500
Received by: (signature)	Date/Time:
[illegible]	9/18/20 1500
Relinquished by: (signature)	Date/Time:
[illegible]	9/18/20 8:00
Received by: (signature)	Date/Time:
[illegible] 435.9	9/18/20 2000
Relinquished by: (signature)	Date/Time:
Received by: (signature)	Date/Time:
Relinquished by: (signature)	Date/Time:
Received by: (signature)	Date/Time:

Client Comments: Add Samples: AG11(5-6)-1, AP13(5-6)-1, AQ15(5-6)-1

Detection Limit Requirements: MA; CT: CT RSR GA PMC, R DEC; Other:

Special Requirements: ☐ MA MCP Required; MCP Certification Form Required; ☑ CT RCP Required; RCP Certification Form Required; ☐ MA State DW Required; PWSID #

Please use the following codes to indicate possible sample concentration within the Conc Code column above: H - High; M - Medium; L - Low; C - Clean; U - Unknown

Project Entity: Government ☐ Municipality ☑ MWRA ☐ WRTA ☐; Federal ☐ 21 J ☐ School ☐; City ☐ Brownfield ☐ MBTA ☐

Other: ☐ Chromatogram ☐ *AIHA-LAP,LLC*

[1] **Matrix Codes**: GW = Ground Water, WW = Waste Water, DW = Drinking Water, A = Air, S = Soil, SL = Sludge, SOL = Solid, O = Other (please define)

[2] **Preservation Codes**: I = Iced, H = HCL, M = Methanol, N = Nitric Acid, S = Sulfuric Acid, B = Sodium Bisulfate, X = Sodium Hydroxide, T = Sodium Thiosulfate, O = Other (please define)

Lab Comments:

Disclaimer: Con-Test Labs is not responsible for any omitted information on the Chain of Custody. The Chain of Custody is a legal document that must be complete and accurate and is used to determine what analyses the laboratory will perform. Any missing information is not the laboratory's responsibility. Con-Test values your partnership on each project and will try to assist with missing information, but will not be held accountable.

Rebecca Faust

From: Kaitlyn Feliciano <Kaitlyn.Feliciano@contestlabs.com> on behalf of Kaitlyn Feliciano
Sent: Friday, September 18, 2020 4:29 PM
To: Rebecca Faust; Login Login
Subject: FW: Additional Chain for GHS

Please see below

From: Doerfler, Elizabeth <Elizabeth.Doerfler@aecom.com>
Sent: Friday, September 18, 2020 4:19 PM
To: Kaitlyn Feliciano <kaitlyn.feliciano@contestlabs.com>
Subject: Additional Chain for GHS

Good Afternoon,

For the samples submitted today, some samples were not included on the chain of custody.

8 9 10

Can you please add AJ20.5(0.5-1)-1, AJ20.5(2-4)-1, and AJ20.5(5-7)-1 all for PCB analysis to the chain?

Thank you,

Liz Doerfler
Engineer, Environment
M +1-860-382-6524
elizabeth.doerfler@aecom.com

AECOM
500 Enterprise Drive, Suite 1A
Rocky Hill, CT 06067, USA
T +1-860-263-5800
aecom.com

I Have Not Confirmed Sample Container Numbers With Lab Staff Before Relinquishing Over Samples_____

con-test® ANALYTICAL LABORATORY

Doc# 277 Rev 5 2017

Login Sample Receipt Checklist - (Rejection Criteria Listing - Using Acceptance Policy) Any False Statement will be brought to the attention of the Client - State True or False

Client AECOM

Received By an Date 9/18/20 Time 2000

How were the samples received? In Cooler T No Cooler ____ On Ice T No Ice ____
Direct from Sampling ____ Ambient ____ Melted Ice ____

Were samples within Temperature? 2-6°C T By Gun # 4 Actual Temp - 4.3, 5.9
By Blank # ____ Actual Temp - ____

Was Custody Seal Intact? ____ Were Samples Tampered with? NA
Was COC Relinquished ? T Does Chain Agree With Samples? T
Are there broken/leaking/loose caps on any samples? F
Is COC in ink/ Legible? T Were samples received within holding time? T
Did COC include all pertinent Information? Client T Analysis T Sampler Name T
Project T ID's T Collection Dates/Times T
Are Sample labels filled out and legible? T
Are there Lab to Filters? F Who was notified? ____
Are there Rushes? F Who was notified? ____
Are there Short Holds? F Who was notified? ____
Is there enough Volume? T
Is there Headspace where applicable? F MS/MSD? F
Proper Media/Containers Used? T Is splitting samples required? F
Were trip blanks received? F On COC? F
Do all samples have the proper pH? NA Acid ____ Base ____

Vials	#	Containers:	#		#		#
Unp-		1 Liter Amb.		1 Liter Plastic		16 oz Amb.	
HCL-		500 mL Amb.		500 mL Plastic		8oz Amb/Clear	10
Meoh-		250 mL Amb.		250 mL Plastic		4oz Amb/Clear	
Bisulfate-		Flashpoint		Col./Bacteria		2oz Amb/Clear	
DI-		Other Glass		Other Plastic		Encore	
Thiosulfate-		SOC Kit		Plastic Bag		Frozen:	
Sulfuric-		Perchlorate		Ziplock			

Unused Media

Vials	#	Containers:	#		#		#
Unp-		1 Liter Amb.		1 Liter Plastic		16 oz Amb.	
HCL-		500 mL Amb.		500 mL Plastic		8oz Amb/Clear	
Meoh-		250 mL Amb.		250 mL Plastic		4oz Amb/Clear	
Bisulfate-		Col./Bacteria		Flashpoint		2oz Amb/Clear	
DI-		Other Plastic		Other Glass		Encore	
Thiosulfate-		SOC Kit		Plastic Bag		Frozen:	
Sulfuric-		Perchlorate		Ziplock			

Comments:

REASONABLE CONFIDENCE PROTOCOL
LABORATORY ANALYSIS QA/QC CERTIFICATION FORM

Laboratory Name: Con-Test Analytical Laboratory

Client: AECOM Environment - Rocky Hill, CT

Project Location: Greenwich, CT

Project Number: 20I1052

Laboratory Sample ID(s):

20I1052-01 thru 20I1052-10

Sample Date(s):

09/18/2020

List RCP Methods Used:

SW-846 8082A

1	For each analytical method referenced in this laboratory report package, were all specified QA/QC performance criteria followed, including the requirement to explain any criteria falling outside of acceptable guidelines, as specified in the CTDEP method-specific Reasonable Confidence Protocol documents?	☑ Yes ☐ No
1A	Were the method specified preservation and holding time requirements met?	☑ Yes ☐ No
1B	VPH and EPH Methods only: Was the VPH and EPH method conducted without significant modifications (see Section 11.3 of respective RCP methods)?	☐ Yes ☐ No ☑ N/A
2	Were all samples received by the laboratory in a condition consistent with that described on the associated chain-of-custody document(s)?	☑ Yes ☐ No
3	Were samples received at an appropriate temperature (< 6 degrees C.)?	☑ Yes ☐ No ☐ N/A
4	Were all QA/QC performance criteria specified in the CTDEP Reasonable Confidence Protocol documents achieved?	☐ Yes ☑ No
5A	Were reporting limits specified or referenced on the chain-of-custody?	☑ Yes ☐ No
5B	Were these reporting limits met?	☑ Yes ☐ No
6	For each analytical method referenced in this laboratory report package, were results reported for all constituents identified in the method-specific analyte lists presented in the Reasonable Confidence Protocol documents?	☑ Yes ☐ No
7	Are project-specific matrix spikes and laboratory duplicates included in this data set?	☑ Yes ☐ No

Notes: For all questions to which the response was "No" (with the exception of question #7), additional information must be provided in an attached narrative. If the answer to question #1, #1A, or #1B is "No", the data package does not meet the requirements for "Reasonable Confidence."
This form may not be altered and all questions must be answered.

Lisa A. Worthington

I, the undersigned, attest under the pains and penalties of perjury that, to the best of my knowledge and belief and based upon my personal inquiry of those responsible for providing the information contained in this analytical report, such information is accurate and complete.

Authorized Signature: Lisa Worthington **Position:** **Technical Representative**

Printed Name: **Lisa A. Worthington** **Date:** **09/29/20**

Name of Laboratory: **Con-Test Analytical Laboratory**

This certification form is to be used for RCP methods only.

con-test® ANALYTICAL LABORATORY
39 Spruce Street * East Longmeadow, MA 01028 * FAX 413/525-6405 * TEL. 413/525-2332

October 2, 2020

Dan Seremet
AECOM Environment - Rocky Hill, CT
500 Enterprise Drive, Suite 1A
Rocky Hill, CT 06067

Project Location: Greenwich, CT
Client Job Number:
Project Number: 60432356
Laboratory Work Order Number: 20I1104

Enclosed are results of analyses for samples received by the laboratory on September 21, 2020. If you have any questions concerning this report, please feel free to contact me.

Sincerely,

Kaitlyn A. Feliciano
Project Manager

Table of Contents

Sample Summary 4

Case Narrative 5

Sample Results 8

20I1104-01 8

20I1104-02 10

20I1104-03 12

20I1104-04 14

20I1104-05 18

20I1104-06 22

20I1104-07 26

20I1104-08 28

20I1104-09 30

20I1104-10 33

20I1104-11 38

Sample Preparation Information 42

QC Data 44

Volatile Organic Compounds by GC/MS 44

B267005 44

Semivolatile Organic Compounds by GC/MS 50

B267451 50

Polychlorinated Biphenyls with 3540 Soxhlet Extraction 52

B266988 52

Petroleum Hydrocarbons Analyses 54

B267232 54

Metals Analyses (Total) 55

Table of Contents (continued)

B267122 55

Conventional Chemistry Parameters by EPA/APHA/SW-846 Methods (Total) 56

B267434 56

Dual Column RPD Report 57

Flag/Qualifier Summary 72

Certifications 73

Chain of Custody/Sample Receipt 77

39 Spruce Street * East Longmeadow, MA 01028 * FAX 413/525-6405 * TEL. 413/525-2332

AECOM Environment - Rocky Hill, CT
500 Enterprise Drive, Suite 1A
Rocky Hill, CT 06067
ATTN: Dan Seremet

REPORT DATE: 10/2/2020

PURCHASE ORDER NUMBER: 99513ACM

PROJECT NUMBER: 60432356

ANALYTICAL SUMMARY

WORK ORDER NUMBER: 20I1104

The results of analyses performed on the following samples submitted to the CON-TEST Analytical Laboratory are found in this report.

PROJECT LOCATION: Greenwich, CT

FIELD SAMPLE #	LAB ID:	MATRIX	SAMPLE DESCRIPTION	TEST	SUB LAB
Z9 (1-1.5)-1	20I1104-01	Soil		SM 2540G	
				SW-846 8082A	
AL10 (1-2)-1	20I1104-02	Soil		SM 2540G	
				SW-846 8082A	
AL10(1-2)-2	20I1104-03	Soil		SM 2540G	
				SW-846 8082A	
AK16.5 (2-4)-1	20I1104-04	Soil		SM 2540G	
				SW-846 8082A	
				SW-846 8260C-D	
AK16.5 (4-6)-1	20I1104-05	Soil		SM 2540G	
				SW-846 8082A	
				SW-846 8260C-D	
AK16.5 (4-6)-2	20I1104-06	Soil		SM 2540G	
				SW-846 8082A	
				SW-846 8260C-D	
AN17 (1.5-2)-1	20I1104-07	Soil		SM 2540G	
				SW-846 8082A	
AP16 (1.5-2)-1	20I1104-08	Soil		SM 2540G	
				SW-846 8082A	
AN16 (1.5-2)-1	20I1104-09	Soil		SM 2540G	
				SW-846 6010D	
				SW-846 8082A	
AL17 (1-2)-1	20I1104-10	Soil		CTDEP ETPH	
				SM 2540G	
				SW-846 6010D	
				SW-846 8082A	
				SW-846 8270D-E	
AO21 (1.5-2)-1	20I1104-11	Soil		CTDEP ETPH	
				SM 2540G	
				SW-846 8082A	
				SW-846 8270D-E	

con-test® ANALYTICAL LABORATORY

39 Spruce Street * East Longmeadow, MA 01028 * FAX 413/525-6405 * TEL. 413/525-2332

CASE NARRATIVE SUMMARY

All reported results are within defined laboratory quality control objectives unless listed below or otherwise qualified in this report.

For method 6010, only Pb was requested and reported.
For method 8270E, only PAHs were requested and reported.

REVISED REPORT 10/2/2020- Sample -03 ID revised.

39 Spruce Street * East Longmeadow, MA 01028 * FAX 413/525-6405 * TEL. 413/525-2332

SW-846 6010D

Qualifications:

L-10

The reporting limit verification for the AIHA lead program is outside of control limits for this element. Any reported result at or near the detection limit may be bias on the high side.

Analyte & Samples(s) Qualified:

Lead

20I1104-09[AN16 (1.5-2)-1], 20I1104-10[AL17 (1-2)-1], B267122-DUP1, B267122-SRM1

SW-846 8082A

Qualifications:

MS-21

Matrix spike and/or spike duplicate recovery bias high due to contribution of other Aroclors present in the source sample.

Analyte & Samples(s) Qualified:

Aroclor-1016

B266988-MS1, B266988-MS2, B266988-MSD1, B266988-MSD2

Aroclor-1016 [2C]

B266988-MS1, B266988-MS2, B266988-MSD1, B266988-MSD2

Aroclor-1260

B266988-MS1, B266988-MS2, B266988-MSD1, B266988-MSD2

Aroclor-1260 [2C]

B266988-MS1, B266988-MS2, B266988-MSD1, B266988-MSD2

S-01

The surrogate recovery for this sample is not available due to sample dilution below the surrogate reporting limit required from high analyte concentration and/or matrix interferences.

Analyte & Samples(s) Qualified:

Decachlorobiphenyl

20I1104-01[Z9 (1-1.5)-1], 20I1104-04[AK16.5 (2-4)-1], 20I1104-05[AK16.5 (4-6)-1], 20I1104-06[AK16.5 (4-6)-2]

Decachlorobiphenyl [2C]

20I1104-01[Z9 (1-1.5)-1], 20I1104-04[AK16.5 (2-4)-1], 20I1104-05[AK16.5 (4-6)-1], 20I1104-06[AK16.5 (4-6)-2]

Tetrachloro-m-xylene

20I1104-01[Z9 (1-1.5)-1], 20I1104-04[AK16.5 (2-4)-1], 20I1104-05[AK16.5 (4-6)-1], 20I1104-06[AK16.5 (4-6)-2]

Tetrachloro-m-xylene [2C]

20I1104-01[Z9 (1-1.5)-1], 20I1104-04[AK16.5 (2-4)-1], 20I1104-05[AK16.5 (4-6)-1], 20I1104-06[AK16.5 (4-6)-2]

SW-846 8260C-D

Qualifications:

L-17

Compound classified by CT RCP as difficult with acceptable recoveries of 40-160%. Recovery does not meet 70-130% criteria but does meet difficult compound criteria.

Analyte & Samples(s) Qualified:

Bromomethane

B267005-BS1

MS-23

Either matrix spike or MS duplicate is outside of control limits, but the other is within limits. RPD between the two MS/MSD results is outside of the method specified criteria. Reduced precision anticipated for any reported result for this compound.

Analyte & Samples(s) Qualified:

Bromomethane

B267005-MS1

R-06

Matrix spike duplicate RPD is outside of control limits. Reduced precision is anticipated for reported result for this compound in this sample.

Analyte & Samples(s) Qualified:

Bromomethane

20I1104-05[AK16.5 (4-6)-1], B267005-MS1, B267005-MSD1

39 Spruce Street * East Longmeadow, MA 01028 * FAX 413/525-6405 * TEL. 413/525-2332

RL-11

Elevated reporting limit due to high concentration of target compounds.

Analyte & Samples(s) Qualified:

20I1104-04[AK16.5 (2-4)-1], 20I1104-05[AK16.5 (4-6)-1], 20I1104-06[AK16.5 (4-6)-2]

V-20

Continuing calibration verification (CCV) did not meet method specifications and was biased on the high side. Data validation is not affected since sample result was "not detected" for this compound.

Analyte & Samples(s) Qualified:

Bromomethane

B267005-BS1, B267005-MS1, B267005-MSD1, S052713-CCV1

Chloromethane

B267005-BS1, B267005-MS1, B267005-MSD1, S052713-CCV1

The results of analyses reported only relate to samples submitted to the Con-Test Analytical Laboratory for testing.
I certify that the analyses listed above, unless specifically listed as subcontracted, if any, were performed under my direction according to the approved methodologies listed in this document, and that based upon my inquiry of those individuals immediately responsible for obtaining the information, the material contained in this report is, to the best of my knowledge and belief, accurate and complete.

Kaitlyn A. Feliciano
Project Manager

39 Spruce Street * East Longmeadow, MA 01028 * FAX 413/525-6405 * TEL. 413/525-2332

Project Location: Greenwich, CT
Sample Description:
Work Order: 20I1104

Date Received: 9/21/2020

Field Sample #: Z9 (1-1.5)-1
Sampled: 9/21/2020 08:45

Sample ID: 20I1104-01

Sample Matrix: Soil

Polychlorinated Biphenyls with 3540 Soxhlet Extraction

Analyte	Results	RL	Units	Dilution	Flag/Qual	Method	Date Prepared	Date/Time Analyzed	Analyst
Aroclor-1016 [1]	ND	0.98	mg/Kg dry	40		SW-846 8082A	9/22/20	9/30/20 23:43	AYH
Aroclor-1221 [1]	ND	0.98	mg/Kg dry	40		SW-846 8082A	9/22/20	9/30/20 23:43	AYH
Aroclor-1232 [1]	ND	0.98	mg/Kg dry	40		SW-846 8082A	9/22/20	9/30/20 23:43	AYH
Aroclor-1242 [1]	ND	0.98	mg/Kg dry	40		SW-846 8082A	9/22/20	9/30/20 23:43	AYH
Aroclor-1248 [1]	7.7	0.98	mg/Kg dry	40		SW-846 8082A	9/22/20	9/30/20 23:43	AYH
Aroclor-1254 [1]	ND	0.98	mg/Kg dry	40		SW-846 8082A	9/22/20	9/30/20 23:43	AYH
Aroclor-1260 [1]	ND	0.98	mg/Kg dry	40		SW-846 8082A	9/22/20	9/30/20 23:43	AYH
Aroclor-1262 [1]	ND	0.98	mg/Kg dry	40		SW-846 8082A	9/22/20	9/30/20 23:43	AYH
Aroclor-1268 [1]	ND	0.98	mg/Kg dry	40		SW-846 8082A	9/22/20	9/30/20 23:43	AYH

Surrogates	% Recovery	Recovery Limits	Flag/Qual	
Decachlorobiphenyl [1]	*	30-150	S-01	9/30/20 23:43
Decachlorobiphenyl [2]	*	30-150	S-01	9/30/20 23:43
Tetrachloro-m-xylene [1]	*	30-150	S-01	9/30/20 23:43
Tetrachloro-m-xylene [2]	*	30-150	S-01	9/30/20 23:43

39 Spruce Street * East Longmeadow, MA 01028 * FAX 413/525-6405 * TEL. 413/525-2332

Project Location: Greenwich, CT
Sample Description:
Work Order: 20I1104

Date Received: 9/21/2020

Field Sample #: Z9 (1-1.5)-1
Sampled: 9/21/2020 08:45

Sample ID: 20I1104-01

Sample Matrix: Soil

Conventional Chemistry Parameters by EPA/APHA/SW-846 Methods (Total)

Analyte	Results	RL	Units	Dilution	Flag/Qual	Method	Date Prepared	Date/Time Analyzed	Analyst
% Solids	76.0		% Wt	1		SM 2540G	9/28/20	9/29/20 7:48	CBM

con-test® ANALYTICAL LABORATORY

39 Spruce Street * East Longmeadow, MA 01028 * FAX 413/525-6405 * TEL. 413/525-2332

Project Location: Greenwich, CT | Sample Description: | Work Order: 20I1104

Date Received: 9/21/2020

Field Sample #: AL10 (1-2)-1 | Sampled: 9/21/2020 09:10

Sample ID: 20I1104-02

Sample Matrix: Soil

Polychlorinated Biphenyls with 3540 Soxhlet Extraction

Analyte	Results	RL	Units	Dilution	Flag/Qual	Method	Date Prepared	Date/Time Analyzed	Analyst
Aroclor-1016 [1]	ND	0.097	mg/Kg dry	4		SW-846 8082A	9/22/20	9/30/20 18:32	AYH
Aroclor-1221 [1]	ND	0.097	mg/Kg dry	4		SW-846 8082A	9/22/20	9/30/20 18:32	AYH
Aroclor-1232 [1]	ND	0.097	mg/Kg dry	4		SW-846 8082A	9/22/20	9/30/20 18:32	AYH
Aroclor-1242 [1]	ND	0.097	mg/Kg dry	4		SW-846 8082A	9/22/20	9/30/20 18:32	AYH
Aroclor-1248 [1]	1.7	0.097	mg/Kg dry	4		SW-846 8082A	9/22/20	9/30/20 18:32	AYH
Aroclor-1254 [1]	ND	0.097	mg/Kg dry	4		SW-846 8082A	9/22/20	9/30/20 18:32	AYH
Aroclor-1260 [1]	ND	0.097	mg/Kg dry	4		SW-846 8082A	9/22/20	9/30/20 18:32	AYH
Aroclor-1262 [1]	ND	0.097	mg/Kg dry	4		SW-846 8082A	9/22/20	9/30/20 18:32	AYH
Aroclor-1268 [1]	ND	0.097	mg/Kg dry	4		SW-846 8082A	9/22/20	9/30/20 18:32	AYH

Surrogates	% Recovery	Recovery Limits	Flag/Qual	
Decachlorobiphenyl [1]	108	30-150		9/30/20 18:32
Decachlorobiphenyl [2]	106	30-150		9/30/20 18:32
Tetrachloro-m-xylene [1]	104	30-150		9/30/20 18:32
Tetrachloro-m-xylene [2]	96.5	30-150		9/30/20 18:32

39 Spruce Street * East Longmeadow, MA 01028 * FAX 413/525-6405 * TEL. 413/525-2332

Project Location: Greenwich, CT
Sample Description:
Work Order: 20I1104

Date Received: 9/21/2020

Field Sample #: AL10 (1-2)-1
Sampled: 9/21/2020 09:10

Sample ID: 20I1104-02

Sample Matrix: Soil

Conventional Chemistry Parameters by EPA/APHA/SW-846 Methods (Total)

Analyte	Results	RL	Units	Dilution	Flag/Qual	Method	Date Prepared	Date/Time Analyzed	Analyst
% Solids	79.8		% Wt	1		SM 2540G	9/28/20	9/29/20 7:48	CBM

con-test® ANALYTICAL LABORATORY

39 Spruce Street * East Longmeadow, MA 01028 * FAX 413/525-6405 * TEL. 413/525-2332

Project Location: Greenwich, CT | Sample Description: | Work Order: 20I1104

Date Received: 9/21/2020

Field Sample #: AL10(1-2)-2 | Sampled: 9/21/2020 09:13

Sample ID: 20I1104-03

Sample Matrix: Soil

Polychlorinated Biphenyls with 3540 Soxhlet Extraction

Analyte	Results	RL	Units	Dilution	Flag/Qual	Method	Date Prepared	Date/Time Analyzed	Analyst
Aroclor-1016 [1]	ND	0.096	mg/Kg dry	4		SW-846 8082A	9/22/20	9/30/20 18:50	AYH
Aroclor-1221 [1]	ND	0.096	mg/Kg dry	4		SW-846 8082A	9/22/20	9/30/20 18:50	AYH
Aroclor-1232 [1]	ND	0.096	mg/Kg dry	4		SW-846 8082A	9/22/20	9/30/20 18:50	AYH
Aroclor-1242 [1]	ND	0.096	mg/Kg dry	4		SW-846 8082A	9/22/20	9/30/20 18:50	AYH
Aroclor-1248 [1]	1.9	0.096	mg/Kg dry	4		SW-846 8082A	9/22/20	9/30/20 18:50	AYH
Aroclor-1254 [2]	1.6	0.096	mg/Kg dry	4		SW-846 8082A	9/22/20	9/30/20 18:50	AYH
Aroclor-1260 [2]	0.14	0.096	mg/Kg dry	4		SW-846 8082A	9/22/20	9/30/20 18:50	AYH
Aroclor-1262 [1]	ND	0.096	mg/Kg dry	4		SW-846 8082A	9/22/20	9/30/20 18:50	AYH
Aroclor-1268 [1]	ND	0.096	mg/Kg dry	4		SW-846 8082A	9/22/20	9/30/20 18:50	AYH

Surrogates	% Recovery	Recovery Limits	Flag/Qual	
Decachlorobiphenyl [1]	108	30-150		9/30/20 18:50
Decachlorobiphenyl [2]	104	30-150		9/30/20 18:50
Tetrachloro-m-xylene [1]	103	30-150		9/30/20 18:50
Tetrachloro-m-xylene [2]	96.3	30-150		9/30/20 18:50

39 Spruce Street * East Longmeadow, MA 01028 * FAX 413/525-6405 * TEL. 413/525-2332

Project Location: Greenwich, CT
Sample Description:
Work Order: 20I1104

Date Received: 9/21/2020

Field Sample #: AL10(1-2)-2
Sampled: 9/21/2020 09:13

Sample ID: 20I1104-03

Sample Matrix: Soil

Conventional Chemistry Parameters by EPA/APHA/SW-846 Methods (Total)

Analyte	Results	RL	Units	Dilution	Flag/Qual	Method	Date Prepared	Date/Time Analyzed	Analyst
% Solids	80.5		% Wt	1		SM 2540G	9/28/20	9/29/20 7:48	CBM

con-test® ANALYTICAL LABORATORY

39 Spruce Street * East Longmeadow, MA 01028 * FAX 413/525-6405 * TEL. 413/525-2332

Project Location: Greenwich, CT | Sample Description: | Work Order: 20I1104

Date Received: 9/21/2020

Field Sample #: AK16.5 (2-4)-1 | Sampled: 9/21/2020 10:20

Sample ID: 20I1104-04

Sample Matrix: Soil

Sample Flags: RL-11

Volatile Organic Compounds by GC/MS

Analyte	Results	RL	Units	Dilution	Flag/Qual	Method	Date Prepared	Date/Time Analyzed	Analyst
Acetone	ND	9.7	mg/Kg dry	4		SW-846 8260C-D	9/22/20	9/23/20 13:14	EEH
Acrylonitrile	ND	0.97	mg/Kg dry	4		SW-846 8260C-D	9/22/20	9/23/20 13:14	EEH
Benzene	ND	0.19	mg/Kg dry	4		SW-846 8260C-D	9/22/20	9/23/20 13:14	EEH
Bromobenzene	ND	0.19	mg/Kg dry	4		SW-846 8260C-D	9/22/20	9/23/20 13:14	EEH
Bromodichloromethane	ND	0.19	mg/Kg dry	4		SW-846 8260C-D	9/22/20	9/23/20 13:14	EEH
Bromoform	ND	0.39	mg/Kg dry	4		SW-846 8260C-D	9/22/20	9/23/20 13:14	EEH
Bromomethane	ND	0.39	mg/Kg dry	4		SW-846 8260C-D	9/22/20	9/23/20 13:14	EEH
2-Butanone (MEK)	ND	3.9	mg/Kg dry	4		SW-846 8260C-D	9/22/20	9/23/20 13:14	EEH
n-Butylbenzene	1.6	0.19	mg/Kg dry	4		SW-846 8260C-D	9/22/20	9/23/20 13:14	EEH
sec-Butylbenzene	0.91	0.19	mg/Kg dry	4		SW-846 8260C-D	9/22/20	9/23/20 13:14	EEH
tert-Butylbenzene	ND	0.19	mg/Kg dry	4		SW-846 8260C-D	9/22/20	9/23/20 13:14	EEH
Carbon Disulfide	ND	0.97	mg/Kg dry	4		SW-846 8260C-D	9/22/20	9/23/20 13:14	EEH
Carbon Tetrachloride	ND	0.19	mg/Kg dry	4		SW-846 8260C-D	9/22/20	9/23/20 13:14	EEH
Chlorobenzene	0.27	0.19	mg/Kg dry	4		SW-846 8260C-D	9/22/20	9/23/20 13:14	EEH
Chlorodibromomethane	ND	0.097	mg/Kg dry	4		SW-846 8260C-D	9/22/20	9/23/20 13:14	EEH
Chloroethane	ND	0.39	mg/Kg dry	4		SW-846 8260C-D	9/22/20	9/23/20 13:14	EEH
Chloroform	ND	0.39	mg/Kg dry	4		SW-846 8260C-D	9/22/20	9/23/20 13:14	EEH
Chloromethane	ND	0.39	mg/Kg dry	4		SW-846 8260C-D	9/22/20	9/23/20 13:14	EEH
2-Chlorotoluene	ND	0.19	mg/Kg dry	4		SW-846 8260C-D	9/22/20	9/23/20 13:14	EEH
4-Chlorotoluene	ND	0.19	mg/Kg dry	4		SW-846 8260C-D	9/22/20	9/23/20 13:14	EEH
1,2-Dibromo-3-chloropropane (DBCP)	ND	0.97	mg/Kg dry	4		SW-846 8260C-D	9/22/20	9/23/20 13:14	EEH
1,2-Dibromoethane (EDB)	ND	0.097	mg/Kg dry	4		SW-846 8260C-D	9/22/20	9/23/20 13:14	EEH
Dibromomethane	ND	0.19	mg/Kg dry	4		SW-846 8260C-D	9/22/20	9/23/20 13:14	EEH
1,2-Dichlorobenzene	ND	0.19	mg/Kg dry	4		SW-846 8260C-D	9/22/20	9/23/20 13:14	EEH
1,3-Dichlorobenzene	ND	0.19	mg/Kg dry	4		SW-846 8260C-D	9/22/20	9/23/20 13:14	EEH
1,4-Dichlorobenzene	ND	0.19	mg/Kg dry	4		SW-846 8260C-D	9/22/20	9/23/20 13:14	EEH
trans-1,4-Dichloro-2-butene	ND	0.39	mg/Kg dry	4		SW-846 8260C-D	9/22/20	9/23/20 13:14	EEH
Dichlorodifluoromethane (Freon 12)	ND	0.39	mg/Kg dry	4		SW-846 8260C-D	9/22/20	9/23/20 13:14	EEH
1,1-Dichloroethane	ND	0.19	mg/Kg dry	4		SW-846 8260C-D	9/22/20	9/23/20 13:14	EEH
1,2-Dichloroethane	ND	0.19	mg/Kg dry	4		SW-846 8260C-D	9/22/20	9/23/20 13:14	EEH
1,1-Dichloroethylene	ND	0.19	mg/Kg dry	4		SW-846 8260C-D	9/22/20	9/23/20 13:14	EEH
cis-1,2-Dichloroethylene	ND	0.19	mg/Kg dry	4		SW-846 8260C-D	9/22/20	9/23/20 13:14	EEH
trans-1,2-Dichloroethylene	ND	0.19	mg/Kg dry	4		SW-846 8260C-D	9/22/20	9/23/20 13:14	EEH
1,2-Dichloropropane	ND	0.19	mg/Kg dry	4		SW-846 8260C-D	9/22/20	9/23/20 13:14	EEH
1,3-Dichloropropane	ND	0.097	mg/Kg dry	4		SW-846 8260C-D	9/22/20	9/23/20 13:14	EEH
2,2-Dichloropropane	ND	0.19	mg/Kg dry	4		SW-846 8260C-D	9/22/20	9/23/20 13:14	EEH
1,1-Dichloropropene	ND	0.39	mg/Kg dry	4		SW-846 8260C-D	9/22/20	9/23/20 13:14	EEH
cis-1,3-Dichloropropene	ND	0.097	mg/Kg dry	4		SW-846 8260C-D	9/22/20	9/23/20 13:14	EEH
trans-1,3-Dichloropropene	ND	0.097	mg/Kg dry	4		SW-846 8260C-D	9/22/20	9/23/20 13:14	EEH
Ethylbenzene	0.22	0.19	mg/Kg dry	4		SW-846 8260C-D	9/22/20	9/23/20 13:14	EEH
Hexachlorobutadiene	ND	0.19	mg/Kg dry	4		SW-846 8260C-D	9/22/20	9/23/20 13:14	EEH
2-Hexanone (MBK)	ND	1.9	mg/Kg dry	4		SW-846 8260C-D	9/22/20	9/23/20 13:14	EEH
Isopropylbenzene (Cumene)	0.39	0.19	mg/Kg dry	4		SW-846 8260C-D	9/22/20	9/23/20 13:14	EEH
p-Isopropyltoluene (p-Cymene)	ND	0.19	mg/Kg dry	4		SW-846 8260C-D	9/22/20	9/23/20 13:14	EEH

con-test® ANALYTICAL LABORATORY

39 Spruce Street * East Longmeadow, MA 01028 * FAX 413/525-6405 * TEL. 413/525-2332

Project Location: Greenwich, CT | Sample Description: | Work Order: 20I1104

Date Received: 9/21/2020

Field Sample #: AK16.5 (2-4)-1 | Sampled: 9/21/2020 10:20

Sample ID: 20I1104-04

Sample Matrix: Soil

Sample Flags: RL-11

Volatile Organic Compounds by GC/MS

Analyte	Results	RL	Units	Dilution	Flag/Qual	Method	Date Prepared	Date/Time Analyzed	Analyst
Methyl tert-Butyl Ether (MTBE)	ND	0.19	mg/Kg dry	4		SW-846 8260C-D	9/22/20	9/23/20 13:14	EEH
Methylene Chloride	ND	0.97	mg/Kg dry	4		SW-846 8260C-D	9/22/20	9/23/20 13:14	EEH
4-Methyl-2-pentanone (MIBK)	ND	1.9	mg/Kg dry	4		SW-846 8260C-D	9/22/20	9/23/20 13:14	EEH
Naphthalene	8.4	0.39	mg/Kg dry	4		SW-846 8260C-D	9/22/20	9/23/20 13:14	EEH
n-Propylbenzene	0.61	0.19	mg/Kg dry	4		SW-846 8260C-D	9/22/20	9/23/20 13:14	EEH
Styrene	ND	0.19	mg/Kg dry	4		SW-846 8260C-D	9/22/20	9/23/20 13:14	EEH
1,1,1,2-Tetrachloroethane	ND	0.19	mg/Kg dry	4		SW-846 8260C-D	9/22/20	9/23/20 13:14	EEH
1,1,2,2-Tetrachloroethane	ND	0.097	mg/Kg dry	4		SW-846 8260C-D	9/22/20	9/23/20 13:14	EEH
Tetrachloroethylene	ND	0.19	mg/Kg dry	4		SW-846 8260C-D	9/22/20	9/23/20 13:14	EEH
Tetrahydrofuran	ND	1.9	mg/Kg dry	4		SW-846 8260C-D	9/22/20	9/23/20 13:14	EEH
Toluene	ND	0.19	mg/Kg dry	4		SW-846 8260C-D	9/22/20	9/23/20 13:14	EEH
1,2,3-Trichlorobenzene	ND	0.97	mg/Kg dry	4		SW-846 8260C-D	9/22/20	9/23/20 13:14	EEH
1,2,4-Trichlorobenzene	ND	0.19	mg/Kg dry	4		SW-846 8260C-D	9/22/20	9/23/20 13:14	EEH
1,1,1-Trichloroethane	ND	0.19	mg/Kg dry	4		SW-846 8260C-D	9/22/20	9/23/20 13:14	EEH
1,1,2-Trichloroethane	ND	0.19	mg/Kg dry	4		SW-846 8260C-D	9/22/20	9/23/20 13:14	EEH
Trichloroethylene	ND	0.19	mg/Kg dry	4		SW-846 8260C-D	9/22/20	9/23/20 13:14	EEH
Trichlorofluoromethane (Freon 11)	ND	0.39	mg/Kg dry	4		SW-846 8260C-D	9/22/20	9/23/20 13:14	EEH
1,2,3-Trichloropropane	ND	0.39	mg/Kg dry	4		SW-846 8260C-D	9/22/20	9/23/20 13:14	EEH
1,1,2-Trichloro-1,2,2-trifluoroethane (Freon 113)	ND	0.19	mg/Kg dry	4		SW-846 8260C-D	9/22/20	9/23/20 13:14	EEH
1,2,4-Trimethylbenzene	0.21	0.19	mg/Kg dry	4		SW-846 8260C-D	9/22/20	9/23/20 13:14	EEH
1,3,5-Trimethylbenzene	ND	0.19	mg/Kg dry	4		SW-846 8260C-D	9/22/20	9/23/20 13:14	EEH
Vinyl Chloride	ND	0.39	mg/Kg dry	4		SW-846 8260C-D	9/22/20	9/23/20 13:14	EEH
m+p Xylene	0.69	0.39	mg/Kg dry	4		SW-846 8260C-D	9/22/20	9/23/20 13:14	EEH
o-Xylene	ND	0.19	mg/Kg dry	4		SW-846 8260C-D	9/22/20	9/23/20 13:14	EEH

Surrogates	% Recovery	Recovery Limits	Flag/Qual	
1,2-Dichloroethane-d4	99.6	70-130		9/23/20 13:14
Toluene-d8	99.4	70-130		9/23/20 13:14
4-Bromofluorobenzene	103	70-130		9/23/20 13:14

39 Spruce Street * East Longmeadow, MA 01028 * FAX 413/525-6405 * TEL. 413/525-2332

Project Location: Greenwich, CT
Sample Description:
Work Order: 20I1104

Date Received: 9/21/2020

Field Sample #: AK16.5 (2-4)-1
Sampled: 9/21/2020 10:20

Sample ID: 20I1104-04

Sample Matrix: Soil

Polychlorinated Biphenyls with 3540 Soxhlet Extraction

Analyte	Results	RL	Units	Dilution	Flag/Qual	Method	Date Prepared	Date/Time Analyzed	Analyst
Aroclor-1016 [1]	ND	47	mg/Kg dry	2000		SW-846 8082A	9/22/20	10/1/20 0:01	AYH
Aroclor-1221 [1]	ND	47	mg/Kg dry	2000		SW-846 8082A	9/22/20	10/1/20 0:01	AYH
Aroclor-1232 [1]	ND	47	mg/Kg dry	2000		SW-846 8082A	9/22/20	10/1/20 0:01	AYH
Aroclor-1242 [2]	510	47	mg/Kg dry	2000		SW-846 8082A	9/22/20	10/1/20 0:01	AYH
Aroclor-1248 [1]	ND	47	mg/Kg dry	2000		SW-846 8082A	9/22/20	10/1/20 0:01	AYH
Aroclor-1254 [1]	ND	47	mg/Kg dry	2000		SW-846 8082A	9/22/20	10/1/20 0:01	AYH
Aroclor-1260 [1]	ND	47	mg/Kg dry	2000		SW-846 8082A	9/22/20	10/1/20 0:01	AYH
Aroclor-1262 [1]	ND	47	mg/Kg dry	2000		SW-846 8082A	9/22/20	10/1/20 0:01	AYH
Aroclor-1268 [1]	ND	47	mg/Kg dry	2000		SW-846 8082A	9/22/20	10/1/20 0:01	AYH

Surrogates	% Recovery	Recovery Limits	Flag/Qual	
Decachlorobiphenyl [1]	*	30-150	S-01	10/1/20 0:01
Decachlorobiphenyl [2]	*	30-150	S-01	10/1/20 0:01
Tetrachloro-m-xylene [1]	*	30-150	S-01	10/1/20 0:01
Tetrachloro-m-xylene [2]	*	30-150	S-01	10/1/20 0:01

39 Spruce Street * East Longmeadow, MA 01028 * FAX 413/525-6405 * TEL. 413/525-2332

Project Location: Greenwich, CT
Sample Description:
Work Order: 20I1104

Date Received: 9/21/2020

Field Sample #: AK16.5 (2-4)-1
Sampled: 9/21/2020 10:20

Sample ID: 20I1104-04

Sample Matrix: Soil

Conventional Chemistry Parameters by EPA/APHA/SW-846 Methods (Total)

Analyte	Results	RL	Units	Dilution	Flag/Qual	Method	Date Prepared	Date/Time Analyzed	Analyst
% Solids	84.2		% Wt	1		SM 2540G	9/28/20	9/29/20 7:48	CBM

con-test® ANALYTICAL LABORATORY

39 Spruce Street * East Longmeadow, MA 01028 * FAX 413/525-6405 * TEL. 413/525-2332

Project Location: Greenwich, CT | Sample Description: | Work Order: 20I1104

Date Received: 9/21/2020

Field Sample #: AK16.5 (4-6)-1 | Sampled: 9/21/2020 11:50

Sample ID: 20I1104-05

Sample Matrix: Soil

Sample Flags: RL-11

Volatile Organic Compounds by GC/MS

Analyte	Results	RL	Units	Dilution	Flag/Qual	Method	Date Prepared	Date/Time Analyzed	Analyst
Acetone	ND	4.5	mg/Kg dry	2		SW-846 8260C-D	9/22/20	9/23/20 13:42	EEH
Acrylonitrile	ND	0.45	mg/Kg dry	2		SW-846 8260C-D	9/22/20	9/23/20 13:42	EEH
Benzene	ND	0.091	mg/Kg dry	2		SW-846 8260C-D	9/22/20	9/23/20 13:42	EEH
Bromobenzene	ND	0.091	mg/Kg dry	2		SW-846 8260C-D	9/22/20	9/23/20 13:42	EEH
Bromodichloromethane	ND	0.091	mg/Kg dry	2		SW-846 8260C-D	9/22/20	9/23/20 13:42	EEH
Bromoform	ND	0.18	mg/Kg dry	2		SW-846 8260C-D	9/22/20	9/23/20 13:42	EEH
Bromomethane	ND	0.18	mg/Kg dry	2	R-06	SW-846 8260C-D	9/22/20	9/23/20 13:42	EEH
2-Butanone (MEK)	ND	1.8	mg/Kg dry	2		SW-846 8260C-D	9/22/20	9/23/20 13:42	EEH
n-Butylbenzene	0.75	0.091	mg/Kg dry	2		SW-846 8260C-D	9/22/20	9/23/20 13:42	EEH
sec-Butylbenzene	0.45	0.091	mg/Kg dry	2		SW-846 8260C-D	9/22/20	9/23/20 13:42	EEH
tert-Butylbenzene	ND	0.091	mg/Kg dry	2		SW-846 8260C-D	9/22/20	9/23/20 13:42	EEH
Carbon Disulfide	ND	0.45	mg/Kg dry	2		SW-846 8260C-D	9/22/20	9/23/20 13:42	EEH
Carbon Tetrachloride	ND	0.091	mg/Kg dry	2		SW-846 8260C-D	9/22/20	9/23/20 13:42	EEH
Chlorobenzene	0.19	0.091	mg/Kg dry	2		SW-846 8260C-D	9/22/20	9/23/20 13:42	EEH
Chlorodibromomethane	ND	0.045	mg/Kg dry	2		SW-846 8260C-D	9/22/20	9/23/20 13:42	EEH
Chloroethane	ND	0.18	mg/Kg dry	2		SW-846 8260C-D	9/22/20	9/23/20 13:42	EEH
Chloroform	ND	0.18	mg/Kg dry	2		SW-846 8260C-D	9/22/20	9/23/20 13:42	EEH
Chloromethane	ND	0.18	mg/Kg dry	2		SW-846 8260C-D	9/22/20	9/23/20 13:42	EEH
2-Chlorotoluene	ND	0.091	mg/Kg dry	2		SW-846 8260C-D	9/22/20	9/23/20 13:42	EEH
4-Chlorotoluene	ND	0.091	mg/Kg dry	2		SW-846 8260C-D	9/22/20	9/23/20 13:42	EEH
1,2-Dibromo-3-chloropropane (DBCP)	ND	0.45	mg/Kg dry	2		SW-846 8260C-D	9/22/20	9/23/20 13:42	EEH
1,2-Dibromoethane (EDB)	ND	0.045	mg/Kg dry	2		SW-846 8260C-D	9/22/20	9/23/20 13:42	EEH
Dibromomethane	ND	0.091	mg/Kg dry	2		SW-846 8260C-D	9/22/20	9/23/20 13:42	EEH
1,2-Dichlorobenzene	0.12	0.091	mg/Kg dry	2		SW-846 8260C-D	9/22/20	9/23/20 13:42	EEH
1,3-Dichlorobenzene	ND	0.091	mg/Kg dry	2		SW-846 8260C-D	9/22/20	9/23/20 13:42	EEH
1,4-Dichlorobenzene	0.38	0.091	mg/Kg dry	2		SW-846 8260C-D	9/22/20	9/23/20 13:42	EEH
trans-1,4-Dichloro-2-butene	ND	0.18	mg/Kg dry	2		SW-846 8260C-D	9/22/20	9/23/20 13:42	EEH
Dichlorodifluoromethane (Freon 12)	ND	0.18	mg/Kg dry	2		SW-846 8260C-D	9/22/20	9/23/20 13:42	EEH
1,1-Dichloroethane	ND	0.091	mg/Kg dry	2		SW-846 8260C-D	9/22/20	9/23/20 13:42	EEH
1,2-Dichloroethane	ND	0.091	mg/Kg dry	2		SW-846 8260C-D	9/22/20	9/23/20 13:42	EEH
1,1-Dichloroethylene	ND	0.091	mg/Kg dry	2		SW-846 8260C-D	9/22/20	9/23/20 13:42	EEH
cis-1,2-Dichloroethylene	ND	0.091	mg/Kg dry	2		SW-846 8260C-D	9/22/20	9/23/20 13:42	EEH
trans-1,2-Dichloroethylene	ND	0.091	mg/Kg dry	2		SW-846 8260C-D	9/22/20	9/23/20 13:42	EEH
1,2-Dichloropropane	ND	0.091	mg/Kg dry	2		SW-846 8260C-D	9/22/20	9/23/20 13:42	EEH
1,3-Dichloropropane	ND	0.045	mg/Kg dry	2		SW-846 8260C-D	9/22/20	9/23/20 13:42	EEH
2,2-Dichloropropane	ND	0.091	mg/Kg dry	2		SW-846 8260C-D	9/22/20	9/23/20 13:42	EEH
1,1-Dichloropropene	ND	0.18	mg/Kg dry	2		SW-846 8260C-D	9/22/20	9/23/20 13:42	EEH
cis-1,3-Dichloropropene	ND	0.045	mg/Kg dry	2		SW-846 8260C-D	9/22/20	9/23/20 13:42	EEH
trans-1,3-Dichloropropene	ND	0.045	mg/Kg dry	2		SW-846 8260C-D	9/22/20	9/23/20 13:42	EEH
Ethylbenzene	0.11	0.091	mg/Kg dry	2		SW-846 8260C-D	9/22/20	9/23/20 13:42	EEH
Hexachlorobutadiene	ND	0.091	mg/Kg dry	2		SW-846 8260C-D	9/22/20	9/23/20 13:42	EEH
2-Hexanone (MBK)	ND	0.91	mg/Kg dry	2		SW-846 8260C-D	9/22/20	9/23/20 13:42	EEH
Isopropylbenzene (Cumene)	0.18	0.091	mg/Kg dry	2		SW-846 8260C-D	9/22/20	9/23/20 13:42	EEH
p-Isopropyltoluene (p-Cymene)	0.17	0.091	mg/Kg dry	2		SW-846 8260C-D	9/22/20	9/23/20 13:42	EEH

con-test® ANALYTICAL LABORATORY

39 Spruce Street * East Longmeadow, MA 01028 * FAX 413/525-6405 * TEL. 413/525-2332

Project Location: Greenwich, CT | Sample Description: | Work Order: 20I1104

Date Received: 9/21/2020

Field Sample #: AK16.5 (4-6)-1 | Sampled: 9/21/2020 11:50

Sample ID: 20I1104-05

Sample Matrix: Soil

Sample Flags: RL-11

Volatile Organic Compounds by GC/MS

Analyte	Results	RL	Units	Dilution	Flag/Qual	Method	Date Prepared	Date/Time Analyzed	Analyst
Methyl tert-Butyl Ether (MTBE)	ND	0.091	mg/Kg dry	2		SW-846 8260C-D	9/22/20	9/23/20 13:42	EEH
Methylene Chloride	ND	0.45	mg/Kg dry	2		SW-846 8260C-D	9/22/20	9/23/20 13:42	EEH
4-Methyl-2-pentanone (MIBK)	ND	0.91	mg/Kg dry	2		SW-846 8260C-D	9/22/20	9/23/20 13:42	EEH
Naphthalene	4.8	0.18	mg/Kg dry	2		SW-846 8260C-D	9/22/20	9/23/20 13:42	EEH
n-Propylbenzene	0.27	0.091	mg/Kg dry	2		SW-846 8260C-D	9/22/20	9/23/20 13:42	EEH
Styrene	ND	0.091	mg/Kg dry	2		SW-846 8260C-D	9/22/20	9/23/20 13:42	EEH
1,1,1,2-Tetrachloroethane	ND	0.091	mg/Kg dry	2		SW-846 8260C-D	9/22/20	9/23/20 13:42	EEH
1,1,2,2-Tetrachloroethane	ND	0.045	mg/Kg dry	2		SW-846 8260C-D	9/22/20	9/23/20 13:42	EEH
Tetrachloroethylene	ND	0.091	mg/Kg dry	2		SW-846 8260C-D	9/22/20	9/23/20 13:42	EEH
Tetrahydrofuran	ND	0.91	mg/Kg dry	2		SW-846 8260C-D	9/22/20	9/23/20 13:42	EEH
Toluene	0.093	0.091	mg/Kg dry	2		SW-846 8260C-D	9/22/20	9/23/20 13:42	EEH
1,2,3-Trichlorobenzene	ND	0.45	mg/Kg dry	2		SW-846 8260C-D	9/22/20	9/23/20 13:42	EEH
1,2,4-Trichlorobenzene	ND	0.091	mg/Kg dry	2		SW-846 8260C-D	9/22/20	9/23/20 13:42	EEH
1,1,1-Trichloroethane	ND	0.091	mg/Kg dry	2		SW-846 8260C-D	9/22/20	9/23/20 13:42	EEH
1,1,2-Trichloroethane	ND	0.091	mg/Kg dry	2		SW-846 8260C-D	9/22/20	9/23/20 13:42	EEH
Trichloroethylene	ND	0.091	mg/Kg dry	2		SW-846 8260C-D	9/22/20	9/23/20 13:42	EEH
Trichlorofluoromethane (Freon 11)	ND	0.18	mg/Kg dry	2		SW-846 8260C-D	9/22/20	9/23/20 13:42	EEH
1,2,3-Trichloropropane	ND	0.18	mg/Kg dry	2		SW-846 8260C-D	9/22/20	9/23/20 13:42	EEH
1,1,2-Trichloro-1,2,2-trifluoroethane (Freon 113)	ND	0.091	mg/Kg dry	2		SW-846 8260C-D	9/22/20	9/23/20 13:42	EEH
1,2,4-Trimethylbenzene	0.19	0.091	mg/Kg dry	2		SW-846 8260C-D	9/22/20	9/23/20 13:42	EEH
1,3,5-Trimethylbenzene	ND	0.091	mg/Kg dry	2		SW-846 8260C-D	9/22/20	9/23/20 13:42	EEH
Vinyl Chloride	ND	0.18	mg/Kg dry	2		SW-846 8260C-D	9/22/20	9/23/20 13:42	EEH
m+p Xylene	0.27	0.18	mg/Kg dry	2		SW-846 8260C-D	9/22/20	9/23/20 13:42	EEH
o-Xylene	ND	0.091	mg/Kg dry	2		SW-846 8260C-D	9/22/20	9/23/20 13:42	EEH

Surrogates	% Recovery	Recovery Limits	Flag/Qual	
1,2-Dichloroethane-d4	99.3	70-130		9/23/20 13:42
Toluene-d8	100	70-130		9/23/20 13:42
4-Bromofluorobenzene	103	70-130		9/23/20 13:42

con-test® ANALYTICAL LABORATORY

39 Spruce Street * East Longmeadow, MA 01028 * FAX 413/525-6405 * TEL. 413/525-2332

Project Location: Greenwich, CT | Sample Description: | Work Order: 20I1104

Date Received: 9/21/2020

Field Sample #: AK16.5 (4-6)-1 | Sampled: 9/21/2020 11:50

Sample ID: 20I1104-05

Sample Matrix: Soil

Polychlorinated Biphenyls with 3540 Soxhlet Extraction

Analyte	Results	RL	Units	Dilution	Flag/Qual	Method	Date Prepared	Date/Time Analyzed	Analyst
Aroclor-1016 [1]	ND	91	mg/Kg dry	4000		SW-846 8082A	9/22/20	10/1/20 0:19	AYH
Aroclor-1221 [1]	ND	91	mg/Kg dry	4000		SW-846 8082A	9/22/20	10/1/20 0:19	AYH
Aroclor-1232 [1]	ND	91	mg/Kg dry	4000		SW-846 8082A	9/22/20	10/1/20 0:19	AYH
Aroclor-1242 [2]	980	91	mg/Kg dry	4000		SW-846 8082A	9/22/20	10/1/20 0:19	AYH
Aroclor-1248 [1]	ND	91	mg/Kg dry	4000		SW-846 8082A	9/22/20	10/1/20 0:19	AYH
Aroclor-1254 [1]	ND	91	mg/Kg dry	4000		SW-846 8082A	9/22/20	10/1/20 0:19	AYH
Aroclor-1260 [1]	ND	91	mg/Kg dry	4000		SW-846 8082A	9/22/20	10/1/20 0:19	AYH
Aroclor-1262 [1]	ND	91	mg/Kg dry	4000		SW-846 8082A	9/22/20	10/1/20 0:19	AYH
Aroclor-1268 [1]	ND	91	mg/Kg dry	4000		SW-846 8082A	9/22/20	10/1/20 0:19	AYH

Surrogates	% Recovery	Recovery Limits	Flag/Qual	
Decachlorobiphenyl [1]	*	30-150	S-01	10/1/20 0:19
Decachlorobiphenyl [2]	*	30-150	S-01	10/1/20 0:19
Tetrachloro-m-xylene [1]	*	30-150	S-01	10/1/20 0:19
Tetrachloro-m-xylene [2]	*	30-150	S-01	10/1/20 0:19

39 Spruce Street * East Longmeadow, MA 01028 * FAX 413/525-6405 * TEL. 413/525-2332

Project Location: Greenwich, CT
Sample Description:
Work Order: 20I1104

Date Received: 9/21/2020

Field Sample #: AK16.5 (4-6)-1
Sampled: 9/21/2020 11:50

Sample ID: 20I1104-05

Sample Matrix: Soil

Conventional Chemistry Parameters by EPA/APHA/SW-846 Methods (Total)

Analyte	Results	RL	Units	Dilution	Flag/Qual	Method	Date Prepared	Date/Time Analyzed	Analyst
% Solids	83.4		% Wt	1		SM 2540G	9/28/20	9/29/20 7:48	CBM

con-test® ANALYTICAL LABORATORY

39 Spruce Street * East Longmeadow, MA 01028 * FAX 413/525-6405 * TEL. 413/525-2332

Project Location: Greenwich, CT | Sample Description: | Work Order: 20I1104

Date Received: 9/21/2020

Field Sample #: AK16.5 (4-6)-2 | Sampled: 9/21/2020 11:53

Sample ID: 20I1104-06

Sample Matrix: Soil

Sample Flags: RL-11

Volatile Organic Compounds by GC/MS

Analyte	Results	RL	Units	Dilution	Flag/Qual	Method	Date Prepared	Date/Time Analyzed	Analyst
Acetone	ND	6.7	mg/Kg dry	2		SW-846 8260C-D	9/22/20	9/23/20 14:09	EEH
Acrylonitrile	ND	0.67	mg/Kg dry	2		SW-846 8260C-D	9/22/20	9/23/20 14:09	EEH
Benzene	ND	0.13	mg/Kg dry	2		SW-846 8260C-D	9/22/20	9/23/20 14:09	EEH
Bromobenzene	ND	0.13	mg/Kg dry	2		SW-846 8260C-D	9/22/20	9/23/20 14:09	EEH
Bromodichloromethane	ND	0.13	mg/Kg dry	2		SW-846 8260C-D	9/22/20	9/23/20 14:09	EEH
Bromoform	ND	0.27	mg/Kg dry	2		SW-846 8260C-D	9/22/20	9/23/20 14:09	EEH
Bromomethane	ND	0.27	mg/Kg dry	2		SW-846 8260C-D	9/22/20	9/23/20 14:09	EEH
2-Butanone (MEK)	ND	2.7	mg/Kg dry	2		SW-846 8260C-D	9/22/20	9/23/20 14:09	EEH
n-Butylbenzene	0.79	0.13	mg/Kg dry	2		SW-846 8260C-D	9/22/20	9/23/20 14:09	EEH
sec-Butylbenzene	0.55	0.13	mg/Kg dry	2		SW-846 8260C-D	9/22/20	9/23/20 14:09	EEH
tert-Butylbenzene	ND	0.13	mg/Kg dry	2		SW-846 8260C-D	9/22/20	9/23/20 14:09	EEH
Carbon Disulfide	ND	0.67	mg/Kg dry	2		SW-846 8260C-D	9/22/20	9/23/20 14:09	EEH
Carbon Tetrachloride	ND	0.13	mg/Kg dry	2		SW-846 8260C-D	9/22/20	9/23/20 14:09	EEH
Chlorobenzene	0.33	0.13	mg/Kg dry	2		SW-846 8260C-D	9/22/20	9/23/20 14:09	EEH
Chlorodibromomethane	ND	0.067	mg/Kg dry	2		SW-846 8260C-D	9/22/20	9/23/20 14:09	EEH
Chloroethane	ND	0.27	mg/Kg dry	2		SW-846 8260C-D	9/22/20	9/23/20 14:09	EEH
Chloroform	ND	0.27	mg/Kg dry	2		SW-846 8260C-D	9/22/20	9/23/20 14:09	EEH
Chloromethane	ND	0.27	mg/Kg dry	2		SW-846 8260C-D	9/22/20	9/23/20 14:09	EEH
2-Chlorotoluene	ND	0.13	mg/Kg dry	2		SW-846 8260C-D	9/22/20	9/23/20 14:09	EEH
4-Chlorotoluene	ND	0.13	mg/Kg dry	2		SW-846 8260C-D	9/22/20	9/23/20 14:09	EEH
1,2-Dibromo-3-chloropropane (DBCP)	ND	0.67	mg/Kg dry	2		SW-846 8260C-D	9/22/20	9/23/20 14:09	EEH
1,2-Dibromoethane (EDB)	ND	0.067	mg/Kg dry	2		SW-846 8260C-D	9/22/20	9/23/20 14:09	EEH
Dibromomethane	ND	0.13	mg/Kg dry	2		SW-846 8260C-D	9/22/20	9/23/20 14:09	EEH
1,2-Dichlorobenzene	0.17	0.13	mg/Kg dry	2		SW-846 8260C-D	9/22/20	9/23/20 14:09	EEH
1,3-Dichlorobenzene	ND	0.13	mg/Kg dry	2		SW-846 8260C-D	9/22/20	9/23/20 14:09	EEH
1,4-Dichlorobenzene	1.1	0.13	mg/Kg dry	2		SW-846 8260C-D	9/22/20	9/23/20 14:09	EEH
trans-1,4-Dichloro-2-butene	ND	0.27	mg/Kg dry	2		SW-846 8260C-D	9/22/20	9/23/20 14:09	EEH
Dichlorodifluoromethane (Freon 12)	ND	0.27	mg/Kg dry	2		SW-846 8260C-D	9/22/20	9/23/20 14:09	EEH
1,1-Dichloroethane	ND	0.13	mg/Kg dry	2		SW-846 8260C-D	9/22/20	9/23/20 14:09	EEH
1,2-Dichloroethane	ND	0.13	mg/Kg dry	2		SW-846 8260C-D	9/22/20	9/23/20 14:09	EEH
1,1-Dichloroethylene	ND	0.13	mg/Kg dry	2		SW-846 8260C-D	9/22/20	9/23/20 14:09	EEH
cis-1,2-Dichloroethylene	ND	0.13	mg/Kg dry	2		SW-846 8260C-D	9/22/20	9/23/20 14:09	EEH
trans-1,2-Dichloroethylene	ND	0.13	mg/Kg dry	2		SW-846 8260C-D	9/22/20	9/23/20 14:09	EEH
1,2-Dichloropropane	ND	0.13	mg/Kg dry	2		SW-846 8260C-D	9/22/20	9/23/20 14:09	EEH
1,3-Dichloropropane	ND	0.067	mg/Kg dry	2		SW-846 8260C-D	9/22/20	9/23/20 14:09	EEH
2,2-Dichloropropane	ND	0.13	mg/Kg dry	2		SW-846 8260C-D	9/22/20	9/23/20 14:09	EEH
1,1-Dichloropropene	ND	0.27	mg/Kg dry	2		SW-846 8260C-D	9/22/20	9/23/20 14:09	EEH
cis-1,3-Dichloropropene	ND	0.067	mg/Kg dry	2		SW-846 8260C-D	9/22/20	9/23/20 14:09	EEH
trans-1,3-Dichloropropene	ND	0.067	mg/Kg dry	2		SW-846 8260C-D	9/22/20	9/23/20 14:09	EEH
Ethylbenzene	0.19	0.13	mg/Kg dry	2		SW-846 8260C-D	9/22/20	9/23/20 14:09	EEH
Hexachlorobutadiene	ND	0.13	mg/Kg dry	2		SW-846 8260C-D	9/22/20	9/23/20 14:09	EEH
2-Hexanone (MBK)	ND	1.3	mg/Kg dry	2		SW-846 8260C-D	9/22/20	9/23/20 14:09	EEH
Isopropylbenzene (Cumene)	0.20	0.13	mg/Kg dry	2		SW-846 8260C-D	9/22/20	9/23/20 14:09	EEH
p-Isopropyltoluene (p-Cymene)	0.17	0.13	mg/Kg dry	2		SW-846 8260C-D	9/22/20	9/23/20 14:09	EEH

con-test® ANALYTICAL LABORATORY

39 Spruce Street * East Longmeadow, MA 01028 * FAX 413/525-6405 * TEL. 413/525-2332

Project Location: Greenwich, CT | Sample Description: | Work Order: 20I1104

Date Received: 9/21/2020

Field Sample #: AK16.5 (4-6)-2 | Sampled: 9/21/2020 11:53

Sample ID: 20I1104-06

Sample Matrix: Soil

Sample Flags: RL-11

Volatile Organic Compounds by GC/MS

Analyte	Results	RL	Units	Dilution	Flag/Qual	Method	Date Prepared	Date/Time Analyzed	Analyst
Methyl tert-Butyl Ether (MTBE)	ND	0.13	mg/Kg dry	2		SW-846 8260C-D	9/22/20	9/23/20 14:09	EEH
Methylene Chloride	ND	0.67	mg/Kg dry	2		SW-846 8260C-D	9/22/20	9/23/20 14:09	EEH
4-Methyl-2-pentanone (MIBK)	ND	1.3	mg/Kg dry	2		SW-846 8260C-D	9/22/20	9/23/20 14:09	EEH
Naphthalene	5.5	0.27	mg/Kg dry	2		SW-846 8260C-D	9/22/20	9/23/20 14:09	EEH
n-Propylbenzene	0.33	0.13	mg/Kg dry	2		SW-846 8260C-D	9/22/20	9/23/20 14:09	EEH
Styrene	ND	0.13	mg/Kg dry	2		SW-846 8260C-D	9/22/20	9/23/20 14:09	EEH
1,1,1,2-Tetrachloroethane	ND	0.13	mg/Kg dry	2		SW-846 8260C-D	9/22/20	9/23/20 14:09	EEH
1,1,2,2-Tetrachloroethane	ND	0.067	mg/Kg dry	2		SW-846 8260C-D	9/22/20	9/23/20 14:09	EEH
Tetrachloroethylene	ND	0.13	mg/Kg dry	2		SW-846 8260C-D	9/22/20	9/23/20 14:09	EEH
Tetrahydrofuran	ND	1.3	mg/Kg dry	2		SW-846 8260C-D	9/22/20	9/23/20 14:09	EEH
Toluene	0.16	0.13	mg/Kg dry	2		SW-846 8260C-D	9/22/20	9/23/20 14:09	EEH
1,2,3-Trichlorobenzene	ND	0.67	mg/Kg dry	2		SW-846 8260C-D	9/22/20	9/23/20 14:09	EEH
1,2,4-Trichlorobenzene	ND	0.13	mg/Kg dry	2		SW-846 8260C-D	9/22/20	9/23/20 14:09	EEH
1,1,1-Trichloroethane	ND	0.13	mg/Kg dry	2		SW-846 8260C-D	9/22/20	9/23/20 14:09	EEH
1,1,2-Trichloroethane	ND	0.13	mg/Kg dry	2		SW-846 8260C-D	9/22/20	9/23/20 14:09	EEH
Trichloroethylene	ND	0.13	mg/Kg dry	2		SW-846 8260C-D	9/22/20	9/23/20 14:09	EEH
Trichlorofluoromethane (Freon 11)	ND	0.27	mg/Kg dry	2		SW-846 8260C-D	9/22/20	9/23/20 14:09	EEH
1,2,3-Trichloropropane	ND	0.27	mg/Kg dry	2		SW-846 8260C-D	9/22/20	9/23/20 14:09	EEH
1,1,2-Trichloro-1,2,2-trifluoroethane (Freon 113)	ND	0.13	mg/Kg dry	2		SW-846 8260C-D	9/22/20	9/23/20 14:09	EEH
1,2,4-Trimethylbenzene	0.16	0.13	mg/Kg dry	2		SW-846 8260C-D	9/22/20	9/23/20 14:09	EEH
1,3,5-Trimethylbenzene	ND	0.13	mg/Kg dry	2		SW-846 8260C-D	9/22/20	9/23/20 14:09	EEH
Vinyl Chloride	ND	0.27	mg/Kg dry	2		SW-846 8260C-D	9/22/20	9/23/20 14:09	EEH
m+p Xylene	0.42	0.27	mg/Kg dry	2		SW-846 8260C-D	9/22/20	9/23/20 14:09	EEH
o-Xylene	ND	0.13	mg/Kg dry	2		SW-846 8260C-D	9/22/20	9/23/20 14:09	EEH

Surrogates	% Recovery	Recovery Limits	Flag/Qual	
1,2-Dichloroethane-d4	97.7	70-130		9/23/20 14:09
Toluene-d8	99.2	70-130		9/23/20 14:09
4-Bromofluorobenzene	103	70-130		9/23/20 14:09

con-test® ANALYTICAL LABORATORY

39 Spruce Street * East Longmeadow, MA 01028 * FAX 413/525-6405 * TEL. 413/525-2332

Project Location: Greenwich, CT | Sample Description: | Work Order: 20I1104

Date Received: 9/21/2020

Field Sample #: AK16.5 (4-6)-2 | Sampled: 9/21/2020 11:53

Sample ID: 20I1104-06

Sample Matrix: Soil

Polychlorinated Biphenyls with 3540 Soxhlet Extraction

Analyte	Results	RL	Units	Dilution	Flag/Qual	Method	Date Prepared	Date/Time Analyzed	Analyst
Aroclor-1016 [1]	ND	91	mg/Kg dry	4000		SW-846 8082A	9/22/20	10/1/20 0:36	AYH
Aroclor-1221 [1]	ND	91	mg/Kg dry	4000		SW-846 8082A	9/22/20	10/1/20 0:36	AYH
Aroclor-1232 [1]	ND	91	mg/Kg dry	4000		SW-846 8082A	9/22/20	10/1/20 0:36	AYH
Aroclor-1242 [1]	1100	91	mg/Kg dry	4000		SW-846 8082A	9/22/20	10/1/20 0:36	AYH
Aroclor-1248 [1]	ND	91	mg/Kg dry	4000		SW-846 8082A	9/22/20	10/1/20 0:36	AYH
Aroclor-1254 [1]	ND	91	mg/Kg dry	4000		SW-846 8082A	9/22/20	10/1/20 0:36	AYH
Aroclor-1260 [1]	ND	91	mg/Kg dry	4000		SW-846 8082A	9/22/20	10/1/20 0:36	AYH
Aroclor-1262 [1]	ND	91	mg/Kg dry	4000		SW-846 8082A	9/22/20	10/1/20 0:36	AYH
Aroclor-1268 [1]	ND	91	mg/Kg dry	4000		SW-846 8082A	9/22/20	10/1/20 0:36	AYH

Surrogates	% Recovery	Recovery Limits	Flag/Qual	
Decachlorobiphenyl [1]	*	30-150	S-01	10/1/20 0:36
Decachlorobiphenyl [2]	*	30-150	S-01	10/1/20 0:36
Tetrachloro-m-xylene [1]	*	30-150	S-01	10/1/20 0:36
Tetrachloro-m-xylene [2]	*	30-150	S-01	10/1/20 0:36

39 Spruce Street * East Longmeadow, MA 01028 * FAX 413/525-6405 * TEL. 413/525-2332

Project Location: Greenwich, CT
Sample Description:
Work Order: 20I1104

Date Received: 9/21/2020

Field Sample #: AK16.5 (4-6)-2
Sampled: 9/21/2020 11:53

Sample ID: 20I1104-06

Sample Matrix: Soil

Conventional Chemistry Parameters by EPA/APHA/SW-846 Methods (Total)

Analyte	Results	RL	Units	Dilution	Flag/Qual	Method	Date Prepared	Date/Time Analyzed	Analyst
% Solids	82.5		% Wt	1		SM 2540G	9/28/20	9/29/20 7:49	CBM

39 Spruce Street * East Longmeadow, MA 01028 * FAX 413/525-6405 * TEL. 413/525-2332

Project Location: Greenwich, CT
Sample Description:
Work Order: 20I1104

Date Received: 9/21/2020

Field Sample #: AN17 (1.5-2)-1
Sampled: 9/21/2020 13:13

Sample ID: 20I1104-07

Sample Matrix: Soil

Polychlorinated Biphenyls with 3540 Soxhlet Extraction

Analyte	Results	RL	Units	Dilution	Flag/Qual	Method	Date Prepared	Date/Time Analyzed	Analyst
Aroclor-1016 [1]	ND	0.090	mg/Kg dry	4		SW-846 8082A	9/22/20	9/30/20 20:00	AYH
Aroclor-1221 [1]	ND	0.090	mg/Kg dry	4		SW-846 8082A	9/22/20	9/30/20 20:00	AYH
Aroclor-1232 [1]	ND	0.090	mg/Kg dry	4		SW-846 8082A	9/22/20	9/30/20 20:00	AYH
Aroclor-1242 [1]	ND	0.090	mg/Kg dry	4		SW-846 8082A	9/22/20	9/30/20 20:00	AYH
Aroclor-1248 [1]	0.26	0.090	mg/Kg dry	4		SW-846 8082A	9/22/20	9/30/20 20:00	AYH
Aroclor-1254 [1]	ND	0.090	mg/Kg dry	4		SW-846 8082A	9/22/20	9/30/20 20:00	AYH
Aroclor-1260 [1]	ND	0.090	mg/Kg dry	4		SW-846 8082A	9/22/20	9/30/20 20:00	AYH
Aroclor-1262 [1]	ND	0.090	mg/Kg dry	4		SW-846 8082A	9/22/20	9/30/20 20:00	AYH
Aroclor-1268 [1]	ND	0.090	mg/Kg dry	4		SW-846 8082A	9/22/20	9/30/20 20:00	AYH

Surrogates	% Recovery	Recovery Limits	Flag/Qual	
Decachlorobiphenyl [1]	95.3	30-150		9/30/20 20:00
Decachlorobiphenyl [2]	88.8	30-150		9/30/20 20:00
Tetrachloro-m-xylene [1]	95.6	30-150		9/30/20 20:00
Tetrachloro-m-xylene [2]	86.9	30-150		9/30/20 20:00

39 Spruce Street * East Longmeadow, MA 01028 * FAX 413/525-6405 * TEL. 413/525-2332

Project Location: Greenwich, CT
Sample Description:
Work Order: 20I1104

Date Received: 9/21/2020

Field Sample #: AN17 (1.5-2)-1
Sampled: 9/21/2020 13:13

Sample ID: 20I1104-07

Sample Matrix: Soil

Conventional Chemistry Parameters by EPA/APHA/SW-846 Methods (Total)

Analyte	Results	RL	Units	Dilution	Flag/Qual	Method	Date Prepared	Date/Time Analyzed	Analyst
% Solids	82.7		% Wt	1		SM 2540G	9/28/20	9/29/20 7:49	CBM

con-test® ANALYTICAL LABORATORY

39 Spruce Street * East Longmeadow, MA 01028 * FAX 413/525-6405 * TEL. 413/525-2332

Project Location: Greenwich, CT | Sample Description: | Work Order: 20I1104

Date Received: 9/21/2020

Field Sample #: AP16 (1.5-2)-1 | Sampled: 9/21/2020 13:30

Sample ID: 20I1104-08

Sample Matrix: Soil

Polychlorinated Biphenyls with 3540 Soxhlet Extraction

Analyte	Results	RL	Units	Dilution	Flag/Qual	Method	Date Prepared	Date/Time Analyzed	Analyst
Aroclor-1016 [1]	ND	0.092	mg/Kg dry	4		SW-846 8082A	9/22/20	9/30/20 20:18	AYH
Aroclor-1221 [1]	ND	0.092	mg/Kg dry	4		SW-846 8082A	9/22/20	9/30/20 20:18	AYH
Aroclor-1232 [1]	ND	0.092	mg/Kg dry	4		SW-846 8082A	9/22/20	9/30/20 20:18	AYH
Aroclor-1242 [1]	ND	0.092	mg/Kg dry	4		SW-846 8082A	9/22/20	9/30/20 20:18	AYH
Aroclor-1248 [1]	ND	0.092	mg/Kg dry	4		SW-846 8082A	9/22/20	9/30/20 20:18	AYH
Aroclor-1254 [1]	ND	0.092	mg/Kg dry	4		SW-846 8082A	9/22/20	9/30/20 20:18	AYH
Aroclor-1260 [1]	ND	0.092	mg/Kg dry	4		SW-846 8082A	9/22/20	9/30/20 20:18	AYH
Aroclor-1262 [1]	ND	0.092	mg/Kg dry	4		SW-846 8082A	9/22/20	9/30/20 20:18	AYH
Aroclor-1268 [1]	ND	0.092	mg/Kg dry	4		SW-846 8082A	9/22/20	9/30/20 20:18	AYH

Surrogates	% Recovery	Recovery Limits	Flag/Qual	
Decachlorobiphenyl [1]	99.6	30-150		9/30/20 20:18
Decachlorobiphenyl [2]	92.5	30-150		9/30/20 20:18
Tetrachloro-m-xylene [1]	93.0	30-150		9/30/20 20:18
Tetrachloro-m-xylene [2]	85.0	30-150		9/30/20 20:18

39 Spruce Street * East Longmeadow, MA 01028 * FAX 413/525-6405 * TEL. 413/525-2332

Project Location: Greenwich, CT
Sample Description:
Work Order: 20I1104

Date Received: 9/21/2020

Field Sample #: AP16 (1.5-2)-1
Sampled: 9/21/2020 13:30

Sample ID: 20I1104-08

Sample Matrix: Soil

Conventional Chemistry Parameters by EPA/APHA/SW-846 Methods (Total)

Analyte	Results	RL	Units	Dilution	Flag/Qual	Method	Date Prepared	Date/Time Analyzed	Analyst
% Solids	84.5		% Wt	1		SM 2540G	9/28/20	9/29/20 7:49	CBM

con-test® ANALYTICAL LABORATORY

39 Spruce Street * East Longmeadow, MA 01028 * FAX 413/525-6405 * TEL. 413/525-2332

Project Location: Greenwich, CT | Sample Description: | Work Order: 20I1104

Date Received: 9/21/2020

Field Sample #: AN16 (1.5-2)-1 | Sampled: 9/21/2020 13:40

Sample ID: 20I1104-09

Sample Matrix: Soil

Polychlorinated Biphenyls with 3540 Soxhlet Extraction

Analyte	Results	RL	Units	Dilution	Flag/Qual	Method	Date Prepared	Date/Time Analyzed	Analyst
Aroclor-1016 [1]	ND	0.091	mg/Kg dry	4		SW-846 8082A	9/22/20	9/30/20 20:35	AYH
Aroclor-1221 [1]	ND	0.091	mg/Kg dry	4		SW-846 8082A	9/22/20	9/30/20 20:35	AYH
Aroclor-1232 [1]	ND	0.091	mg/Kg dry	4		SW-846 8082A	9/22/20	9/30/20 20:35	AYH
Aroclor-1242 [1]	ND	0.091	mg/Kg dry	4		SW-846 8082A	9/22/20	9/30/20 20:35	AYH
Aroclor-1248 [1]	0.97	0.091	mg/Kg dry	4		SW-846 8082A	9/22/20	9/30/20 20:35	AYH
Aroclor-1254 [1]	ND	0.091	mg/Kg dry	4		SW-846 8082A	9/22/20	9/30/20 20:35	AYH
Aroclor-1260 [1]	ND	0.091	mg/Kg dry	4		SW-846 8082A	9/22/20	9/30/20 20:35	AYH
Aroclor-1262 [1]	ND	0.091	mg/Kg dry	4		SW-846 8082A	9/22/20	9/30/20 20:35	AYH
Aroclor-1268 [1]	ND	0.091	mg/Kg dry	4		SW-846 8082A	9/22/20	9/30/20 20:35	AYH

Surrogates	% Recovery	Recovery Limits	Flag/Qual	
Decachlorobiphenyl [1]	100	30-150		9/30/20 20:35
Decachlorobiphenyl [2]	94.5	30-150		9/30/20 20:35
Tetrachloro-m-xylene [1]	95.9	30-150		9/30/20 20:35
Tetrachloro-m-xylene [2]	88.2	30-150		9/30/20 20:35

39 Spruce Street * East Longmeadow, MA 01028 * FAX 413/525-6405 * TEL. 413/525-2332

Project Location: Greenwich, CT
Sample Description:
Work Order: 20I1104

Date Received: 9/21/2020

Field Sample #: AN16 (1.5-2)-1
Sampled: 9/21/2020 13:40

Sample ID: 20I1104-09

Sample Matrix: Soil

Metals Analyses (Total)

Analyte	Results	RL	Units	Dilution	Flag/Qual	Method	Date Prepared	Date/Time Analyzed	Analyst
Lead	47	0.58	mg/Kg dry	1	L-10	SW-846 6010D	9/23/20	9/25/20 16:55	MJH

39 Spruce Street * East Longmeadow, MA 01028 * FAX 413/525-6405 * TEL. 413/525-2332

Project Location: Greenwich, CT
Sample Description:
Work Order: 20I1104

Date Received: 9/21/2020

Field Sample #: AN16 (1.5-2)-1
Sampled: 9/21/2020 13:40

Sample ID: 20I1104-09

Sample Matrix: Soil

Conventional Chemistry Parameters by EPA/APHA/SW-846 Methods (Total)

Analyte	Results	RL	Units	Dilution	Flag/Qual	Method	Date Prepared	Date/Time Analyzed	Analyst
% Solids	85.4		% Wt	1		SM 2540G	9/28/20	9/29/20 7:49	CBM

con-test® ANALYTICAL LABORATORY

39 Spruce Street * East Longmeadow, MA 01028 * FAX 413/525-6405 * TEL. 413/525-2332

Project Location: Greenwich, CT | Sample Description: | Work Order: 20I1104

Date Received: 9/21/2020

Field Sample #: AL17 (1-2)-1 | Sampled: 9/21/2020 13:55

Sample ID: 20I1104-10

Sample Matrix: Soil

Semivolatile Organic Compounds by GC/MS

Analyte	Results	RL	Units	Dilution	Flag/Qual	Method	Date Prepared	Date/Time Analyzed	Analyst
Acenaphthene	ND	0.19	mg/Kg dry	1		SW-846 8270D-E	9/28/20	9/30/20 15:37	BGL
Acenaphthylene	ND	0.19	mg/Kg dry	1		SW-846 8270D-E	9/28/20	9/30/20 15:37	BGL
Anthracene	ND	0.19	mg/Kg dry	1		SW-846 8270D-E	9/28/20	9/30/20 15:37	BGL
Benzo(a)anthracene	ND	0.19	mg/Kg dry	1		SW-846 8270D-E	9/28/20	9/30/20 15:37	BGL
Benzo(a)pyrene	ND	0.19	mg/Kg dry	1		SW-846 8270D-E	9/28/20	9/30/20 15:37	BGL
Benzo(b)fluoranthene	ND	0.19	mg/Kg dry	1		SW-846 8270D-E	9/28/20	9/30/20 15:37	BGL
Benzo(g,h,i)perylene	ND	0.19	mg/Kg dry	1		SW-846 8270D-E	9/28/20	9/30/20 15:37	BGL
Benzo(k)fluoranthene	ND	0.19	mg/Kg dry	1		SW-846 8270D-E	9/28/20	9/30/20 15:37	BGL
Chrysene	ND	0.19	mg/Kg dry	1		SW-846 8270D-E	9/28/20	9/30/20 15:37	BGL
Dibenz(a,h)anthracene	ND	0.19	mg/Kg dry	1		SW-846 8270D-E	9/28/20	9/30/20 15:37	BGL
Fluoranthene	ND	0.19	mg/Kg dry	1		SW-846 8270D-E	9/28/20	9/30/20 15:37	BGL
Fluorene	ND	0.19	mg/Kg dry	1		SW-846 8270D-E	9/28/20	9/30/20 15:37	BGL
Indeno(1,2,3-cd)pyrene	ND	0.19	mg/Kg dry	1		SW-846 8270D-E	9/28/20	9/30/20 15:37	BGL
2-Methylnaphthalene	ND	0.19	mg/Kg dry	1		SW-846 8270D-E	9/28/20	9/30/20 15:37	BGL
Naphthalene	ND	0.19	mg/Kg dry	1		SW-846 8270D-E	9/28/20	9/30/20 15:37	BGL
Phenanthrene	ND	0.19	mg/Kg dry	1		SW-846 8270D-E	9/28/20	9/30/20 15:37	BGL
Pyrene	ND	0.19	mg/Kg dry	1		SW-846 8270D-E	9/28/20	9/30/20 15:37	BGL

Surrogates	% Recovery	Recovery Limits	Flag/Qual	
Nitrobenzene-d5	70.6	30-130		9/30/20 15:37
2-Fluorobiphenyl	84.0	30-130		9/30/20 15:37
p-Terphenyl-d14	90.0	30-130		9/30/20 15:37

con-test® ANALYTICAL LABORATORY

39 Spruce Street * East Longmeadow, MA 01028 * FAX 413/525-6405 * TEL. 413/525-2332

Project Location: Greenwich, CT | Sample Description: | Work Order: 20I1104

Date Received: 9/21/2020

Field Sample #: AL17 (1-2)-1 | Sampled: 9/21/2020 13:55

Sample ID: 20I1104-10

Sample Matrix: Soil

Polychlorinated Biphenyls with 3540 Soxhlet Extraction

Analyte	Results	RL	Units	Dilution	Flag/Qual	Method	Date Prepared	Date/Time Analyzed	Analyst
Aroclor-1016 [1]	ND	0.087	mg/Kg dry	4		SW-846 8082A	9/22/20	9/30/20 20:53	AYH
Aroclor-1221 [1]	ND	0.087	mg/Kg dry	4		SW-846 8082A	9/22/20	9/30/20 20:53	AYH
Aroclor-1232 [1]	ND	0.087	mg/Kg dry	4		SW-846 8082A	9/22/20	9/30/20 20:53	AYH
Aroclor-1242 [1]	ND	0.087	mg/Kg dry	4		SW-846 8082A	9/22/20	9/30/20 20:53	AYH
Aroclor-1248 [1]	0.98	0.087	mg/Kg dry	4		SW-846 8082A	9/22/20	9/30/20 20:53	AYH
Aroclor-1254 [1]	ND	0.087	mg/Kg dry	4		SW-846 8082A	9/22/20	9/30/20 20:53	AYH
Aroclor-1260 [1]	ND	0.087	mg/Kg dry	4		SW-846 8082A	9/22/20	9/30/20 20:53	AYH
Aroclor-1262 [1]	ND	0.087	mg/Kg dry	4		SW-846 8082A	9/22/20	9/30/20 20:53	AYH
Aroclor-1268 [1]	ND	0.087	mg/Kg dry	4		SW-846 8082A	9/22/20	9/30/20 20:53	AYH

Surrogates	% Recovery	Recovery Limits	Flag/Qual	
Decachlorobiphenyl [1]	99.1	30-150		9/30/20 20:53
Decachlorobiphenyl [2]	93.7	30-150		9/30/20 20:53
Tetrachloro-m-xylene [1]	101	30-150		9/30/20 20:53
Tetrachloro-m-xylene [2]	93.3	30-150		9/30/20 20:53

39 Spruce Street * East Longmeadow, MA 01028 * FAX 413/525-6405 * TEL. 413/525-2332

Project Location: Greenwich, CT
Sample Description:
Work Order: 20I1104

Date Received: 9/21/2020

Field Sample #: AL17 (1-2)-1
Sampled: 9/21/2020 13:55

Sample ID: 20I1104-10

Sample Matrix: Soil

Petroleum Hydrocarbons Analyses

Analyte	Results	RL	Units	Dilution	Flag/Qual	Method	Date Prepared	Date/Time Analyzed	Analyst
CT ETPH	44	11	mg/Kg dry	1		CTDEP ETPH	9/24/20	9/27/20 18:54	RDD

Surrogates	% Recovery	Recovery Limits	Flag/Qual	
2-Fluorobiphenyl	137	50-150		9/27/20 18:54

39 Spruce Street * East Longmeadow, MA 01028 * FAX 413/525-6405 * TEL. 413/525-2332

Project Location: Greenwich, CT
Sample Description:
Work Order: 20I1104

Date Received: 9/21/2020

Field Sample #: AL17 (1-2)-1
Sampled: 9/21/2020 13:55

Sample ID: 20I1104-10

Sample Matrix: Soil

Metals Analyses (Total)

Analyte	Results	RL	Units	Dilution	Flag/Qual	Method	Date Prepared	Date/Time Analyzed	Analyst
Lead	15	0.56	mg/Kg dry	1	L-10	SW-846 6010D	9/23/20	9/25/20 17:37	MJH

39 Spruce Street * East Longmeadow, MA 01028 * FAX 413/525-6405 * TEL. 413/525-2332

Project Location: Greenwich, CT
Sample Description:
Work Order: 20I1104

Date Received: 9/21/2020

Field Sample #: AL17 (1-2)-1
Sampled: 9/21/2020 13:55

Sample ID: 20I1104-10

Sample Matrix: Soil

Conventional Chemistry Parameters by EPA/APHA/SW-846 Methods (Total)

Analyte	Results	RL	Units	Dilution	Flag/Qual	Method	Date Prepared	Date/Time Analyzed	Analyst
% Solids	89.7		% Wt	1		SM 2540G	9/28/20	9/29/20 7:49	CBM

con-test® ANALYTICAL LABORATORY

39 Spruce Street * East Longmeadow, MA 01028 * FAX 413/525-6405 * TEL. 413/525-2332

Project Location: Greenwich, CT | Sample Description: | Work Order: 20I1104

Date Received: 9/21/2020

Field Sample #: AO21 (1.5-2)-1 | Sampled: 9/21/2020 14:20

Sample ID: 20I1104-11

Sample Matrix: Soil

Semivolatile Organic Compounds by GC/MS

Analyte	Results	RL	Units	Dilution	Flag/Qual	Method	Date Prepared	Date/Time Analyzed	Analyst
Acenaphthene	ND	0.19	mg/Kg dry	1		SW-846 8270D-E	9/28/20	9/30/20 16:03	BGL
Acenaphthylene	ND	0.19	mg/Kg dry	1		SW-846 8270D-E	9/28/20	9/30/20 16:03	BGL
Anthracene	ND	0.19	mg/Kg dry	1		SW-846 8270D-E	9/28/20	9/30/20 16:03	BGL
Benzo(a)anthracene	ND	0.19	mg/Kg dry	1		SW-846 8270D-E	9/28/20	9/30/20 16:03	BGL
Benzo(a)pyrene	ND	0.19	mg/Kg dry	1		SW-846 8270D-E	9/28/20	9/30/20 16:03	BGL
Benzo(b)fluoranthene	ND	0.19	mg/Kg dry	1		SW-846 8270D-E	9/28/20	9/30/20 16:03	BGL
Benzo(g,h,i)perylene	ND	0.19	mg/Kg dry	1		SW-846 8270D-E	9/28/20	9/30/20 16:03	BGL
Benzo(k)fluoranthene	ND	0.19	mg/Kg dry	1		SW-846 8270D-E	9/28/20	9/30/20 16:03	BGL
Chrysene	ND	0.19	mg/Kg dry	1		SW-846 8270D-E	9/28/20	9/30/20 16:03	BGL
Dibenz(a,h)anthracene	ND	0.19	mg/Kg dry	1		SW-846 8270D-E	9/28/20	9/30/20 16:03	BGL
Fluoranthene	0.23	0.19	mg/Kg dry	1		SW-846 8270D-E	9/28/20	9/30/20 16:03	BGL
Fluorene	ND	0.19	mg/Kg dry	1		SW-846 8270D-E	9/28/20	9/30/20 16:03	BGL
Indeno(1,2,3-cd)pyrene	ND	0.19	mg/Kg dry	1		SW-846 8270D-E	9/28/20	9/30/20 16:03	BGL
2-Methylnaphthalene	ND	0.19	mg/Kg dry	1		SW-846 8270D-E	9/28/20	9/30/20 16:03	BGL
Naphthalene	ND	0.19	mg/Kg dry	1		SW-846 8270D-E	9/28/20	9/30/20 16:03	BGL
Phenanthrene	ND	0.19	mg/Kg dry	1		SW-846 8270D-E	9/28/20	9/30/20 16:03	BGL
Pyrene	0.29	0.19	mg/Kg dry	1		SW-846 8270D-E	9/28/20	9/30/20 16:03	BGL

Surrogates	% Recovery	Recovery Limits	Flag/Qual	
Nitrobenzene-d5	61.6	30-130		9/30/20 16:03
2-Fluorobiphenyl	67.3	30-130		9/30/20 16:03
p-Terphenyl-d14	76.3	30-130		9/30/20 16:03

con-test® ANALYTICAL LABORATORY

39 Spruce Street * East Longmeadow, MA 01028 * FAX 413/525-6405 * TEL. 413/525-2332

Project Location: Greenwich, CT | Sample Description: | Work Order: 20I1104

Date Received: 9/21/2020

Field Sample #: AO21 (1.5-2)-1 | Sampled: 9/21/2020 14:20

Sample ID: 20I1104-11

Sample Matrix: Soil

Polychlorinated Biphenyls with 3540 Soxhlet Extraction

Analyte	Results	RL	Units	Dilution	Flag/Qual	Method	Date Prepared	Date/Time Analyzed	Analyst
Aroclor-1016 [1]	ND	0.085	mg/Kg dry	4		SW-846 8082A	9/22/20	9/30/20 21:10	AYH
Aroclor-1221 [1]	ND	0.085	mg/Kg dry	4		SW-846 8082A	9/22/20	9/30/20 21:10	AYH
Aroclor-1232 [1]	ND	0.085	mg/Kg dry	4		SW-846 8082A	9/22/20	9/30/20 21:10	AYH
Aroclor-1242 [1]	ND	0.085	mg/Kg dry	4		SW-846 8082A	9/22/20	9/30/20 21:10	AYH
Aroclor-1248 [1]	ND	0.085	mg/Kg dry	4		SW-846 8082A	9/22/20	9/30/20 21:10	AYH
Aroclor-1254 [1]	ND	0.085	mg/Kg dry	4		SW-846 8082A	9/22/20	9/30/20 21:10	AYH
Aroclor-1260 [1]	ND	0.085	mg/Kg dry	4		SW-846 8082A	9/22/20	9/30/20 21:10	AYH
Aroclor-1262 [1]	ND	0.085	mg/Kg dry	4		SW-846 8082A	9/22/20	9/30/20 21:10	AYH
Aroclor-1268 [1]	ND	0.085	mg/Kg dry	4		SW-846 8082A	9/22/20	9/30/20 21:10	AYH

Surrogates	% Recovery	Recovery Limits	Flag/Qual	
Decachlorobiphenyl [1]	102	30-150		9/30/20 21:10
Decachlorobiphenyl [2]	96.8	30-150		9/30/20 21:10
Tetrachloro-m-xylene [1]	106	30-150		9/30/20 21:10
Tetrachloro-m-xylene [2]	97.1	30-150		9/30/20 21:10

39 Spruce Street * East Longmeadow, MA 01028 * FAX 413/525-6405 * TEL. 413/525-2332

Project Location: Greenwich, CT
Sample Description:
Work Order: 20I1104

Date Received: 9/21/2020

Field Sample #: AO21 (1.5-2)-1
Sampled: 9/21/2020 14:20

Sample ID: 20I1104-11

Sample Matrix: Soil

Petroleum Hydrocarbons Analyses

Analyte	Results	RL	Units	Dilution	Flag/Qual	Method	Date Prepared	Date/Time Analyzed	Analyst
CT ETPH	150	56	mg/Kg dry	5		CTDEP ETPH	9/24/20	9/27/20 19:15	RDD

Surrogates	% Recovery	Recovery Limits	Flag/Qual	
2-Fluorobiphenyl	75.0	50-150		9/27/20 19:15

39 Spruce Street * East Longmeadow, MA 01028 * FAX 413/525-6405 * TEL. 413/525-2332

Project Location: Greenwich, CT
Sample Description:
Work Order: 20I1104

Date Received: 9/21/2020

Field Sample #: AO21 (1.5-2)-1
Sampled: 9/21/2020 14:20

Sample ID: 20I1104-11

Sample Matrix: Soil

Conventional Chemistry Parameters by EPA/APHA/SW-846 Methods (Total)

Analyte	Results	RL	Units	Dilution	Flag/Qual	Method	Date Prepared	Date/Time Analyzed	Analyst
% Solids	89.3		% Wt	1		SM 2540G	9/28/20	9/29/20 7:49	CBM

con-test® ANALYTICAL LABORATORY

39 Spruce Street * East Longmeadow, MA 01028 * FAX 413/525-6405 * TEL. 413/525-2332

Sample Extraction Data

Prep Method: SW-846 3546 **Analytical Method: CTDEP ETPH**

Lab Number [Field ID]	Batch	Initial [g]	Final [mL]	Date
20I1104-10 [AL17 (1-2)-1]	B267232	30.7	1.00	09/24/20
20I1104-11 [AO21 (1.5-2)-1]	B267232	30.1	1.00	09/24/20

Prep Method: % Solids **Analytical Method: SM 2540G**

Lab Number [Field ID]	Batch	Date
20I1104-01 [Z9 (1-1.5)-1]	B267434	09/28/20
20I1104-02 [AL10 (1-2)-1]	B267434	09/28/20
20I1104-03 [AL10(1-2)-2]	B267434	09/28/20
20I1104-04 [AK16.5 (2-4)-1]	B267434	09/28/20
20I1104-05 [AK16.5 (4-6)-1]	B267434	09/28/20
20I1104-06 [AK16.5 (4-6)-2]	B267434	09/28/20
20I1104-07 [AN17 (1.5-2)-1]	B267434	09/28/20
20I1104-08 [AP16 (1.5-2)-1]	B267434	09/28/20
20I1104-09 [AN16 (1.5-2)-1]	B267434	09/28/20
20I1104-10 [AL17 (1-2)-1]	B267434	09/28/20
20I1104-11 [AO21 (1.5-2)-1]	B267434	09/28/20

Prep Method: SW-846 3050B **Analytical Method: SW-846 6010D**

Lab Number [Field ID]	Batch	Initial [g]	Final [mL]	Date
20I1104-09 [AN16 (1.5-2)-1]	B267122	1.52	50.0	09/23/20
20I1104-10 [AL17 (1-2)-1]	B267122	1.50	50.0	09/23/20

Prep Method: SW-846 3540C **Analytical Method: SW-846 8082A**

Lab Number [Field ID]	Batch	Initial [g]	Final [mL]	Date
20I1104-01 [Z9 (1-1.5)-1]	B266988	10.7	10.0	09/22/20
20I1104-02 [AL10 (1-2)-1]	B266988	10.3	10.0	09/22/20
20I1104-03 [AL10(1-2)-2]	B266988	10.4	10.0	09/22/20
20I1104-04 [AK16.5 (2-4)-1]	B266988	10.1	10.0	09/22/20
20I1104-05 [AK16.5 (4-6)-1]	B266988	10.5	10.0	09/22/20
20I1104-06 [AK16.5 (4-6)-2]	B266988	10.6	10.0	09/22/20
20I1104-07 [AN17 (1.5-2)-1]	B266988	10.8	10.0	09/22/20
20I1104-08 [AP16 (1.5-2)-1]	B266988	10.3	10.0	09/22/20
20I1104-09 [AN16 (1.5-2)-1]	B266988	10.3	10.0	09/22/20
20I1104-10 [AL17 (1-2)-1]	B266988	10.2	10.0	09/22/20
20I1104-11 [AO21 (1.5-2)-1]	B266988	10.5	10.0	09/22/20

Prep Method: SW-846 5035 **Analytical Method: SW-846 8260C-D**

Lab Number [Field ID]	Batch	Sample Amount(g)	Methanol Volume(mL)	Methanol Aliquot(mL)	Final Volume(mL)	Date
20I1104-04 [AK16.5 (2-4)-1]	B267005	7.56	6.19	0.25	50	09/22/20
20I1104-05 [AK16.5 (4-6)-1]	B267005	8.48	6.41	0.5	50	09/22/20
20I1104-06 [AK16.5 (4-6)-2]	B267005	5.42	5.95	0.5	50	09/22/20

Prep Method: SW-846 3546 **Analytical Method: SW-846 8270D-E**

Lab Number [Field ID]	Batch	Initial [g]	Final [mL]	Date

39 Spruce Street * East Longmeadow, MA 01028 * FAX 413/525-6405 * TEL. 413/525-2332

Sample Extraction Data

Prep Method: SW-846 3546 **Analytical Method: SW-846 8270D-E**

Lab Number [Field ID]	Batch	Initial [g]	Final [mL]	Date
20I1104-10 [AL17 (1-2)-1]	B267451	30.1	1.00	09/28/20
20I1104-11 [AO21 (1.5-2)-1]	B267451	30.0	1.00	09/28/20

con-test® ANALYTICAL LABORATORY

39 Spruce Street * East Longmeadow, MA 01028 * FAX 413/525-6405 * TEL. 413/525-2332

QUALITY CONTROL

Volatile Organic Compounds by GC/MS - Quality Control

Analyte	Result	Reporting Limit	Units	Spike Level	Source Result	%REC	%REC Limits	RPD	RPD Limit	Notes
Batch B267005 - SW-846 5035										
Blank (B267005-BLK1)				Prepared: 09/22/20 Analyzed: 09/23/20						
Acetone	ND	2.5	mg/Kg wet							
Acrylonitrile	ND	0.25	mg/Kg wet							
Benzene	ND	0.050	mg/Kg wet							
Bromobenzene	ND	0.050	mg/Kg wet							
Bromodichloromethane	ND	0.050	mg/Kg wet							
Bromoform	ND	0.050	mg/Kg wet							
Bromomethane	ND	0.10	mg/Kg wet							
2-Butanone (MEK)	ND	1.0	mg/Kg wet							
n-Butylbenzene	ND	0.050	mg/Kg wet							
sec-Butylbenzene	ND	0.050	mg/Kg wet							
tert-Butylbenzene	ND	0.050	mg/Kg wet							
Carbon Disulfide	ND	0.25	mg/Kg wet							
Carbon Tetrachloride	ND	0.050	mg/Kg wet							
Chlorobenzene	ND	0.050	mg/Kg wet							
Chlorodibromomethane	ND	0.025	mg/Kg wet							
Chloroethane	ND	0.10	mg/Kg wet							
Chloroform	ND	0.10	mg/Kg wet							
Chloromethane	ND	0.10	mg/Kg wet							
2-Chlorotoluene	ND	0.050	mg/Kg wet							
4-Chlorotoluene	ND	0.050	mg/Kg wet							
1,2-Dibromo-3-chloropropane (DBCP)	ND	0.25	mg/Kg wet							
1,2-Dibromoethane (EDB)	ND	0.025	mg/Kg wet							
Dibromomethane	ND	0.050	mg/Kg wet							
1,2-Dichlorobenzene	ND	0.050	mg/Kg wet							
1,3-Dichlorobenzene	ND	0.050	mg/Kg wet							
1,4-Dichlorobenzene	ND	0.050	mg/Kg wet							
trans-1,4-Dichloro-2-butene	ND	0.10	mg/Kg wet							
Dichlorodifluoromethane (Freon 12)	ND	0.10	mg/Kg wet							
1,1-Dichloroethane	ND	0.050	mg/Kg wet							
1,2-Dichloroethane	ND	0.050	mg/Kg wet							
1,1-Dichloroethylene	ND	0.050	mg/Kg wet							
cis-1,2-Dichloroethylene	ND	0.050	mg/Kg wet							
trans-1,2-Dichloroethylene	ND	0.050	mg/Kg wet							
1,2-Dichloropropane	ND	0.050	mg/Kg wet							
1,3-Dichloropropane	ND	0.025	mg/Kg wet							
2,2-Dichloropropane	ND	0.050	mg/Kg wet							
1,1-Dichloropropene	ND	0.10	mg/Kg wet							
cis-1,3-Dichloropropene	ND	0.025	mg/Kg wet							
trans-1,3-Dichloropropene	ND	0.025	mg/Kg wet							
Ethylbenzene	ND	0.050	mg/Kg wet							
Hexachlorobutadiene	ND	0.050	mg/Kg wet							
2-Hexanone (MBK)	ND	0.50	mg/Kg wet							
Isopropylbenzene (Cumene)	ND	0.050	mg/Kg wet							
p-Isopropyltoluene (p-Cymene)	ND	0.050	mg/Kg wet							
Methyl tert-Butyl Ether (MTBE)	ND	0.050	mg/Kg wet							
Methylene Chloride	ND	0.25	mg/Kg wet							
4-Methyl-2-pentanone (MIBK)	ND	0.50	mg/Kg wet							
Naphthalene	ND	0.10	mg/Kg wet							
n-Propylbenzene	ND	0.050	mg/Kg wet							
Styrene	ND	0.050	mg/Kg wet							
1,1,1,2-Tetrachloroethane	ND	0.050	mg/Kg wet							
1,1,2,2-Tetrachloroethane	ND	0.025	mg/Kg wet							

con-test® ANALYTICAL LABORATORY

39 Spruce Street * East Longmeadow, MA 01028 * FAX 413/525-6405 * TEL. 413/525-2332

QUALITY CONTROL

Volatile Organic Compounds by GC/MS - Quality Control

Analyte	Result	Reporting Limit	Units	Spike Level	Source Result	%REC	%REC Limits	RPD	RPD Limit	Notes
Batch B267005 - SW-846 5035										
Blank (B267005-BLK1)				Prepared: 09/22/20 Analyzed: 09/23/20						
Tetrachloroethylene	ND	0.050	mg/Kg wet							
Tetrahydrofuran	ND	0.50	mg/Kg wet							
Toluene	ND	0.050	mg/Kg wet							
1,2,3-Trichlorobenzene	ND	0.25	mg/Kg wet							
1,2,4-Trichlorobenzene	ND	0.050	mg/Kg wet							
1,1,1-Trichloroethane	ND	0.050	mg/Kg wet							
1,1,2-Trichloroethane	ND	0.050	mg/Kg wet							
Trichloroethylene	ND	0.050	mg/Kg wet							
Trichlorofluoromethane (Freon 11)	ND	0.10	mg/Kg wet							
1,2,3-Trichloropropane	ND	0.10	mg/Kg wet							
1,1,2-Trichloro-1,2,2-trifluoroethane (Freon 113)	ND	0.050	mg/Kg wet							
1,2,4-Trimethylbenzene	ND	0.050	mg/Kg wet							
1,3,5-Trimethylbenzene	ND	0.050	mg/Kg wet							
Vinyl Chloride	ND	0.10	mg/Kg wet							
m+p Xylene	ND	0.10	mg/Kg wet							
o-Xylene	ND	0.050	mg/Kg wet							
Surrogate: 1,2-Dichloroethane-d4	*0.0258*		mg/Kg wet	0.0250		103	70-130			
Surrogate: Toluene-d8	*0.0249*		mg/Kg wet	0.0250		99.4	70-130			
Surrogate: 4-Bromofluorobenzene	*0.0245*		mg/Kg wet	0.0250		98.2	70-130			
LCS (B267005-BS1)				Prepared: 09/22/20 Analyzed: 09/23/20						
Acetone	0.0945	0.057	mg/Kg wet	0.113		83.4	40-160			
Acrylonitrile	0.0106	0.0057	mg/Kg wet	0.0113		93.1	70-130			
Benzene	0.0111	0.0011	mg/Kg wet	0.0113		98.1	70-130			
Bromobenzene	0.0118	0.0011	mg/Kg wet	0.0113		104	70-130			
Bromodichloromethane	0.0117	0.0011	mg/Kg wet	0.0113		103	70-130			
Bromoform	0.0118	0.0011	mg/Kg wet	0.0113		104	70-130			
Bromomethane	0.0164	0.0023	mg/Kg wet	0.0113		145	40-160			V-20, L-17
2-Butanone (MEK)	0.105	0.023	mg/Kg wet	0.113		92.5	40-160			
n-Butylbenzene	0.0118	0.0011	mg/Kg wet	0.0113		104	70-130			
sec-Butylbenzene	0.0118	0.0011	mg/Kg wet	0.0113		104	70-130			
tert-Butylbenzene	0.0117	0.0011	mg/Kg wet	0.0113		103	70-130			
Carbon Disulfide	0.127	0.0057	mg/Kg wet	0.113		112	70-130			
Carbon Tetrachloride	0.0116	0.0011	mg/Kg wet	0.0113		103	70-130			
Chlorobenzene	0.0115	0.0011	mg/Kg wet	0.0113		102	70-130			
Chlorodibromomethane	0.0115	0.00057	mg/Kg wet	0.0113		102	40-160			
Chloroethane	0.0112	0.0023	mg/Kg wet	0.0113		98.6	70-130			
Chloroform	0.0112	0.0023	mg/Kg wet	0.0113		99.2	70-130			
Chloromethane	0.0143	0.0023	mg/Kg wet	0.0113		126	40-160			V-20
2-Chlorotoluene	0.0116	0.0011	mg/Kg wet	0.0113		102	70-130			
4-Chlorotoluene	0.0120	0.0011	mg/Kg wet	0.0113		106	70-130			
1,2-Dibromo-3-chloropropane (DBCP)	0.0114	0.0057	mg/Kg wet	0.0113		101	70-130			
1,2-Dibromoethane (EDB)	0.0113	0.00057	mg/Kg wet	0.0113		99.4	70-130			
Dibromomethane	0.0110	0.0011	mg/Kg wet	0.0113		96.8	70-130			
1,2-Dichlorobenzene	0.0117	0.0011	mg/Kg wet	0.0113		103	70-130			
1,3-Dichlorobenzene	0.0119	0.0011	mg/Kg wet	0.0113		105	70-130			
1,4-Dichlorobenzene	0.0115	0.0011	mg/Kg wet	0.0113		102	70-130			
trans-1,4-Dichloro-2-butene	0.0118	0.0023	mg/Kg wet	0.0113		104	70-130			
Dichlorodifluoromethane (Freon 12)	0.0117	0.0023	mg/Kg wet	0.0113		104	40-160			
1,1-Dichloroethane	0.0114	0.0011	mg/Kg wet	0.0113		101	70-130			
1,2-Dichloroethane	0.0108	0.0011	mg/Kg wet	0.0113		95.5	70-130			
1,1-Dichloroethylene	0.0115	0.0011	mg/Kg wet	0.0113		101	70-130			

con-test® ANALYTICAL LABORATORY

39 Spruce Street * East Longmeadow, MA 01028 * FAX 413/525-6405 * TEL. 413/525-2332

QUALITY CONTROL

Volatile Organic Compounds by GC/MS - Quality Control

Analyte	Result	Reporting Limit	Units	Spike Level	Source Result	%REC		%REC Limits	RPD	RPD Limit	Notes
Batch B267005 - SW-846 5035											
LCS (B267005-BS1)				Prepared: 09/22/20 Analyzed: 09/23/20							
cis-1,2-Dichloroethylene	0.0114	0.0011	mg/Kg wet	0.0113		101		70-130			
trans-1,2-Dichloroethylene	0.0115	0.0011	mg/Kg wet	0.0113		101		70-130			
1,2-Dichloropropane	0.0111	0.0011	mg/Kg wet	0.0113		97.7		70-130			
1,3-Dichloropropane	0.0115	0.00057	mg/Kg wet	0.0113		102		70-130			
2,2-Dichloropropane	0.0116	0.0011	mg/Kg wet	0.0113		102		70-130			
1,1-Dichloropropene	0.0114	0.0023	mg/Kg wet	0.0113		101		70-130			
cis-1,3-Dichloropropene	0.0113	0.00057	mg/Kg wet	0.0113		99.7		70-130			
trans-1,3-Dichloropropene	0.0114	0.00057	mg/Kg wet	0.0113		100		70-130			
Ethylbenzene	0.0119	0.0011	mg/Kg wet	0.0113		105		70-130			
Hexachlorobutadiene	0.0122	0.0011	mg/Kg wet	0.0113		108		40-160			
2-Hexanone (MBK)	0.111	0.011	mg/Kg wet	0.113		98.4		70-130			
Isopropylbenzene (Cumene)	0.0119	0.0011	mg/Kg wet	0.0113		105		70-130			
p-Isopropyltoluene (p-Cymene)	0.0118	0.0011	mg/Kg wet	0.0113		104		70-130			
Methyl tert-Butyl Ether (MTBE)	0.0117	0.0011	mg/Kg wet	0.0113		103		70-130			
Methylene Chloride	0.0115	0.0057	mg/Kg wet	0.0113		101		70-130			
4-Methyl-2-pentanone (MIBK)	0.114	0.011	mg/Kg wet	0.113		100		40-160			
Naphthalene	0.0116	0.0023	mg/Kg wet	0.0113		103		70-130			
n-Propylbenzene	0.0121	0.0011	mg/Kg wet	0.0113		107		70-130			
Styrene	0.0121	0.0011	mg/Kg wet	0.0113		107		70-130			
1,1,1,2-Tetrachloroethane	0.0117	0.0011	mg/Kg wet	0.0113		103		70-130			
1,1,2,2-Tetrachloroethane	0.0118	0.00057	mg/Kg wet	0.0113		104		70-130			
Tetrachloroethylene	0.0115	0.0011	mg/Kg wet	0.0113		102		70-130			
Tetrahydrofuran	0.00993	0.011	mg/Kg wet	0.0113		87.6		70-130			
Toluene	0.0112	0.0011	mg/Kg wet	0.0113		99.0		70-130			
1,2,3-Trichlorobenzene	0.0117	0.0057	mg/Kg wet	0.0113		103		70-130			
1,2,4-Trichlorobenzene	0.0118	0.0011	mg/Kg wet	0.0113		104		70-130			
1,1,1-Trichloroethane	0.0116	0.0011	mg/Kg wet	0.0113		103		70-130			
1,1,2-Trichloroethane	0.0117	0.0011	mg/Kg wet	0.0113		103		70-130			
Trichloroethylene	0.0115	0.0011	mg/Kg wet	0.0113		102		70-130			
Trichlorofluoromethane (Freon 11)	0.0116	0.0023	mg/Kg wet	0.0113		102		40-160			
1,2,3-Trichloropropane	0.0122	0.0023	mg/Kg wet	0.0113		107		70-130			
1,1,2-Trichloro-1,2,2-trifluoroethane (Freon 113)	0.0119	0.0011	mg/Kg wet	0.0113		105		70-130			
1,2,4-Trimethylbenzene	0.0118	0.0011	mg/Kg wet	0.0113		104		70-130			
1,3,5-Trimethylbenzene	0.0120	0.0011	mg/Kg wet	0.0113		106		70-130			
Vinyl Chloride	0.0113	0.0023	mg/Kg wet	0.0113		100		70-130			
m+p Xylene	0.0242	0.0023	mg/Kg wet	0.0227		107		70-130			
o-Xylene	0.0122	0.0011	mg/Kg wet	0.0113		107		70-130			
Surrogate: 1,2-Dichloroethane-d4	*0.0288*		mg/Kg wet	0.0283		102		70-130			
Surrogate: Toluene-d8	*0.0283*		mg/Kg wet	0.0283		99.8		70-130			
Surrogate: 4-Bromofluorobenzene	*0.0285*		mg/Kg wet	0.0283		101		70-130			
Matrix Spike (B267005-MS1)		**Source: 20I1104-05**		Prepared: 09/22/20 Analyzed: 09/23/20							
Acetone	7.20	4.5	mg/Kg dry	9.06	ND	79.4		70-130			
Acrylonitrile	0.757	0.45	mg/Kg dry	0.906	ND	83.5		70-130			
Benzene	0.874	0.091	mg/Kg dry	0.906	ND	96.5		70-130			
Bromobenzene	0.878	0.091	mg/Kg dry	0.906	ND	96.9		70-130			
Bromodichloromethane	0.853	0.091	mg/Kg dry	0.906	ND	94.1		70-130			
Bromoform	0.882	0.091	mg/Kg dry	0.906	ND	97.3		70-130			
Bromomethane	1.65	0.18	mg/Kg dry	0.906	ND	**182**	*	70-130			MS-23, R-06, V-20
2-Butanone (MEK)	7.80	1.8	mg/Kg dry	9.06	ND	86.1		70-130			
n-Butylbenzene	1.69	0.091	mg/Kg dry	0.906	0.747	104		70-130			

con-test® ANALYTICAL LABORATORY

39 Spruce Street * East Longmeadow, MA 01028 * FAX 413/525-6405 * TEL. 413/525-2332

QUALITY CONTROL

Volatile Organic Compounds by GC/MS - Quality Control

Analyte	Result	Reporting Limit	Units	Spike Level	Source Result	%REC	%REC Limits	RPD	RPD Limit	Notes
Batch B267005 - SW-846 5035										
Matrix Spike (B267005-MS1)		**Source: 20I1104-05**		Prepared: 09/22/20 Analyzed: 09/23/20						
sec-Butylbenzene	1.37	0.091	mg/Kg dry	0.906	0.452	101	70-130			
tert-Butylbenzene	0.990	0.091	mg/Kg dry	0.906	0.0725	101	70-130			
Carbon Disulfide	7.27	0.45	mg/Kg dry	9.06	ND	80.2	70-130			
Carbon Tetrachloride	0.858	0.091	mg/Kg dry	0.906	ND	94.7	70-130			
Chlorobenzene	1.11	0.091	mg/Kg dry	0.906	0.191	101	70-130			
Chlorodibromomethane	0.881	0.045	mg/Kg dry	0.906	ND	97.2	70-130			
Chloroethane	0.798	0.18	mg/Kg dry	0.906	ND	88.1	70-130			
Chloroform	0.840	0.18	mg/Kg dry	0.906	ND	92.7	70-130			
Chloromethane	1.02	0.18	mg/Kg dry	0.906	ND	113	70-130			V-20
2-Chlorotoluene	0.845	0.091	mg/Kg dry	0.906	ND	93.2	70-130			
4-Chlorotoluene	0.883	0.091	mg/Kg dry	0.906	ND	97.4	70-130			
1,2-Dibromo-3-chloropropane (DBCP)	0.822	0.45	mg/Kg dry	0.906	ND	90.7	70-130			
1,2-Dibromoethane (EDB)	0.860	0.045	mg/Kg dry	0.906	ND	94.9	70-130			
Dibromomethane	0.819	0.091	mg/Kg dry	0.906	ND	90.4	70-130			
1,2-Dichlorobenzene	0.995	0.091	mg/Kg dry	0.906	0.121	96.5	70-130			
1,3-Dichlorobenzene	0.949	0.091	mg/Kg dry	0.906	0.0634	97.7	70-130			
1,4-Dichlorobenzene	1.27	0.091	mg/Kg dry	0.906	0.382	97.4	70-130			
trans-1,4-Dichloro-2-butene	0.835	0.18	mg/Kg dry	0.906	ND	92.2	70-130			
Dichlorodifluoromethane (Freon 12)	0.833	0.18	mg/Kg dry	0.906	ND	91.9	70-130			
1,1-Dichloroethane	0.871	0.091	mg/Kg dry	0.906	ND	96.1	70-130			
1,2-Dichloroethane	0.791	0.091	mg/Kg dry	0.906	ND	87.3	70-130			
1,1-Dichloroethylene	0.854	0.091	mg/Kg dry	0.906	ND	94.2	70-130			
cis-1,2-Dichloroethylene	0.905	0.091	mg/Kg dry	0.906	0.0227	97.4	70-130			
trans-1,2-Dichloroethylene	0.893	0.091	mg/Kg dry	0.906	0.0598	92.0	70-130			
1,2-Dichloropropane	0.861	0.091	mg/Kg dry	0.906	ND	95.0	70-130			
1,3-Dichloropropane	0.891	0.045	mg/Kg dry	0.906	ND	98.3	70-130			
2,2-Dichloropropane	0.855	0.091	mg/Kg dry	0.906	ND	94.3	70-130			
1,1-Dichloropropene	0.885	0.18	mg/Kg dry	0.906	ND	97.7	70-130			
cis-1,3-Dichloropropene	0.871	0.045	mg/Kg dry	0.906	ND	96.1	70-130			
trans-1,3-Dichloropropene	0.859	0.045	mg/Kg dry	0.906	ND	94.8	70-130			
Ethylbenzene	1.04	0.091	mg/Kg dry	0.906	0.106	103	70-130			
Hexachlorobutadiene	1.07	0.091	mg/Kg dry	0.906	ND	119	70-130			
2-Hexanone (MBK)	8.24	0.91	mg/Kg dry	9.06	ND	90.9	70-130			
p-Isopropyltoluene (p-Cymene)	1.07	0.091	mg/Kg dry	0.906	0.166	99.7	70-130			
Methyl tert-Butyl Ether (MTBE)	0.879	0.091	mg/Kg dry	0.906	ND	97.0	70-130			
Methylene Chloride	0.840	0.45	mg/Kg dry	0.906	ND	92.7	70-130			
4-Methyl-2-pentanone (MIBK)	8.43	0.91	mg/Kg dry	9.06	ND	93.0	70-130			
Naphthalene	5.85	0.18	mg/Kg dry	0.906	4.78	118	70-130			
n-Propylbenzene	1.20	0.091	mg/Kg dry	0.906	0.275	102	70-130			
Styrene	0.946	0.091	mg/Kg dry	0.906	ND	104	70-130			
1,1,1,2-Tetrachloroethane	0.902	0.091	mg/Kg dry	0.906	ND	99.5	70-130			
1,1,2,2-Tetrachloroethane	0.847	0.045	mg/Kg dry	0.906	ND	93.5	70-130			
Tetrachloroethylene	0.889	0.091	mg/Kg dry	0.906	ND	98.1	70-130			
Tetrahydrofuran	0.755	0.91	mg/Kg dry	0.906	ND	83.3	70-130			
Toluene	0.976	0.091	mg/Kg dry	0.906	0.0933	97.4	70-130			
1,2,3-Trichlorobenzene	0.933	0.45	mg/Kg dry	0.906	ND	103	70-130			
1,2,4-Trichlorobenzene	0.944	0.091	mg/Kg dry	0.906	ND	104	70-130			
1,1,1-Trichloroethane	0.893	0.091	mg/Kg dry	0.906	ND	98.5	70-130			
1,1,2-Trichloroethane	0.874	0.091	mg/Kg dry	0.906	ND	96.5	70-130			
Trichloroethylene	1.01	0.091	mg/Kg dry	0.906	0.0435	107	70-130			
Trichlorofluoromethane (Freon 11)	0.846	0.18	mg/Kg dry	0.906	ND	93.4	70-130			
1,2,3-Trichloropropane	0.889	0.18	mg/Kg dry	0.906	ND	98.1	70-130			

con-test® ANALYTICAL LABORATORY

39 Spruce Street * East Longmeadow, MA 01028 * FAX 413/525-6405 * TEL. 413/525-2332

QUALITY CONTROL

Volatile Organic Compounds by GC/MS - Quality Control

Analyte	Result	Reporting Limit	Units	Spike Level	Source Result	%REC	%REC Limits	RPD		RPD Limit	Notes
Batch B267005 - SW-846 5035											
Matrix Spike (B267005-MS1)		**Source: 20I1104-05**		Prepared: 09/22/20 Analyzed: 09/23/20							
1,1,2-Trichloro-1,2,2-trifluoroethane (Freon 113)	0.909	0.091	mg/Kg dry	0.906	ND	100	70-130				
1,2,4-Trimethylbenzene	1.08	0.091	mg/Kg dry	0.906	0.191	98.2	70-130				
1,3,5-Trimethylbenzene	0.978	0.091	mg/Kg dry	0.906	0.0716	100	70-130				
Vinyl Chloride	0.797	0.18	mg/Kg dry	0.906	ND	87.9	70-130				
m+p Xylene	2.12	0.18	mg/Kg dry	1.81	0.275	102	70-130				
o-Xylene	0.955	0.091	mg/Kg dry	0.906	0.0344	102	70-130				
Surrogate: 1,2-Dichloroethane-d4	*0.0213*		mg/Kg dry	0.0227		94.0	70-130				
Surrogate: Toluene-d8	*0.0227*		mg/Kg dry	0.0227		100	70-130				
Surrogate: 4-Bromofluorobenzene	*0.0237*		mg/Kg dry	0.0227		105	70-130				
Matrix Spike Dup (B267005-MSD1)		**Source: 20I1104-05**		Prepared: 09/22/20 Analyzed: 09/23/20							
Acetone	7.61	4.5	mg/Kg dry	9.06	ND	84.0	70-130	5.57		25	
Acrylonitrile	0.781	0.45	mg/Kg dry	0.906	ND	86.2	70-130	3.18		25	
Benzene	0.855	0.091	mg/Kg dry	0.906	ND	94.4	70-130	2.20		25	
Bromobenzene	0.862	0.091	mg/Kg dry	0.906	ND	95.1	70-130	1.87		25	
Bromodichloromethane	0.865	0.091	mg/Kg dry	0.906	ND	95.5	70-130	1.48		25	
Bromoform	0.894	0.091	mg/Kg dry	0.906	ND	98.7	70-130	1.43		25	
Bromomethane	1.18	0.18	mg/Kg dry	0.906	ND	130	70-130	**33.1**	*	25	R-06, V-20
2-Butanone (MEK)	8.59	1.8	mg/Kg dry	9.06	ND	94.8	70-130	9.66		25	
n-Butylbenzene	1.57	0.091	mg/Kg dry	0.906	0.747	90.9	70-130	7.55		25	
sec-Butylbenzene	1.30	0.091	mg/Kg dry	0.906	0.452	93.1	70-130	5.38		25	
tert-Butylbenzene	0.949	0.091	mg/Kg dry	0.906	0.0725	96.7	70-130	4.21		25	
Carbon Disulfide	7.14	0.45	mg/Kg dry	9.06	ND	78.8	70-130	1.84		25	
Carbon Tetrachloride	0.845	0.091	mg/Kg dry	0.906	ND	93.3	70-130	1.49		25	
Chlorobenzene	1.08	0.091	mg/Kg dry	0.906	0.191	98.3	70-130	2.32		25	
Chlorodibromomethane	0.875	0.045	mg/Kg dry	0.906	ND	96.6	70-130	0.619		25	
Chloroethane	0.810	0.18	mg/Kg dry	0.906	ND	89.4	70-130	1.46		25	
Chloroform	0.824	0.18	mg/Kg dry	0.906	ND	90.9	70-130	1.96		25	
Chloromethane	1.07	0.18	mg/Kg dry	0.906	ND	118	70-130	4.76		25	V-20
2-Chlorotoluene	0.864	0.091	mg/Kg dry	0.906	ND	95.3	70-130	2.23		25	
4-Chlorotoluene	0.888	0.091	mg/Kg dry	0.906	ND	98.0	70-130	0.614		25	
1,2-Dibromo-3-chloropropane (DBCP)	0.872	0.45	mg/Kg dry	0.906	ND	96.2	70-130	5.89		25	
1,2-Dibromoethane (EDB)	0.852	0.045	mg/Kg dry	0.906	ND	94.0	70-130	0.953		25	
Dibromomethane	0.837	0.091	mg/Kg dry	0.906	ND	92.4	70-130	2.19		25	
1,2-Dichlorobenzene	0.978	0.091	mg/Kg dry	0.906	0.121	94.6	70-130	1.75		25	
1,3-Dichlorobenzene	0.962	0.091	mg/Kg dry	0.906	0.0634	99.2	70-130	1.42		25	
1,4-Dichlorobenzene	1.25	0.091	mg/Kg dry	0.906	0.382	95.7	70-130	1.23		25	
trans-1,4-Dichloro-2-butene	0.877	0.18	mg/Kg dry	0.906	ND	96.8	70-130	4.87		25	
Dichlorodifluoromethane (Freon 12)	0.802	0.18	mg/Kg dry	0.906	ND	88.5	70-130	3.77		25	
1,1-Dichloroethane	0.865	0.091	mg/Kg dry	0.906	ND	95.5	70-130	0.626		25	
1,2-Dichloroethane	0.781	0.091	mg/Kg dry	0.906	ND	86.2	70-130	1.27		25	
1,1-Dichloroethylene	0.810	0.091	mg/Kg dry	0.906	ND	89.4	70-130	5.23		25	
cis-1,2-Dichloroethylene	0.863	0.091	mg/Kg dry	0.906	0.0227	92.7	70-130	4.82		25	
trans-1,2-Dichloroethylene	0.866	0.091	mg/Kg dry	0.906	0.0598	89.0	70-130	3.09		25	
1,2-Dichloropropane	0.864	0.091	mg/Kg dry	0.906	ND	95.3	70-130	0.315		25	
1,3-Dichloropropane	0.883	0.045	mg/Kg dry	0.906	ND	97.4	70-130	0.920		25	
2,2-Dichloropropane	0.834	0.091	mg/Kg dry	0.906	ND	92.0	70-130	2.47		25	
1,1-Dichloropropene	0.879	0.18	mg/Kg dry	0.906	ND	97.0	70-130	0.719		25	
cis-1,3-Dichloropropene	0.876	0.045	mg/Kg dry	0.906	ND	96.7	70-130	0.622		25	
trans-1,3-Dichloropropene	0.874	0.045	mg/Kg dry	0.906	ND	96.5	70-130	1.78		25	
Ethylbenzene	1.03	0.091	mg/Kg dry	0.906	0.106	102	70-130	0.964		25	
Hexachlorobutadiene	1.08	0.091	mg/Kg dry	0.906	ND	119	70-130	0.505		25	

con-test® ANALYTICAL LABORATORY

39 Spruce Street * East Longmeadow, MA 01028 * FAX 413/525-6405 * TEL. 413/525-2332

QUALITY CONTROL

Volatile Organic Compounds by GC/MS - Quality Control

Analyte	Result	Reporting Limit	Units	Spike Level	Source Result	%REC	%REC Limits	RPD	RPD Limit	Notes
Batch B267005 - SW-846 5035										
Matrix Spike Dup (B267005-MSD1)		**Source: 20I1104-05**		Prepared: 09/22/20 Analyzed: 09/23/20						
2-Hexanone (MBK)	8.75	0.91	mg/Kg dry	9.06	ND	96.6	70-130	6.01	25	
p-Isopropyltoluene (p-Cymene)	1.02	0.091	mg/Kg dry	0.906	0.166	94.4	70-130	4.59	25	
Methyl tert-Butyl Ether (MTBE)	0.879	0.091	mg/Kg dry	0.906	ND	97.0	70-130	0.00	25	
Methylene Chloride	0.812	0.45	mg/Kg dry	0.906	ND	89.6	70-130	3.40	25	
4-Methyl-2-pentanone (MIBK)	8.76	0.91	mg/Kg dry	9.06	ND	96.7	70-130	3.87	25	
Naphthalene	5.44	0.18	mg/Kg dry	0.906	4.78	72.2	70-130	7.31	25	
n-Propylbenzene	1.16	0.091	mg/Kg dry	0.906	0.275	97.8	70-130	3.60	25	
Styrene	0.950	0.091	mg/Kg dry	0.906	ND	105	70-130	0.382	25	
1,1,1,2-Tetrachloroethane	0.899	0.091	mg/Kg dry	0.906	ND	99.2	70-130	0.302	25	
1,1,2,2-Tetrachloroethane	0.838	0.045	mg/Kg dry	0.906	ND	92.5	70-130	1.08	25	
Tetrachloroethylene	0.854	0.091	mg/Kg dry	0.906	ND	94.2	70-130	4.06	25	
Tetrahydrofuran	0.790	0.91	mg/Kg dry	0.906	ND	87.2	70-130	4.57	25	
Toluene	0.961	0.091	mg/Kg dry	0.906	0.0933	95.8	70-130	1.50	25	
1,2,3-Trichlorobenzene	0.932	0.45	mg/Kg dry	0.906	ND	103	70-130	0.0971	25	
1,2,4-Trichlorobenzene	0.919	0.091	mg/Kg dry	0.906	ND	101	70-130	2.72	25	
1,1,1-Trichloroethane	0.842	0.091	mg/Kg dry	0.906	ND	92.9	70-130	5.85	25	
1,1,2-Trichloroethane	0.890	0.091	mg/Kg dry	0.906	ND	98.2	70-130	1.75	25	
Trichloroethylene	1.02	0.091	mg/Kg dry	0.906	0.0435	108	70-130	0.535	25	
Trichlorofluoromethane (Freon 11)	0.828	0.18	mg/Kg dry	0.906	ND	91.4	70-130	2.16	25	
1,2,3-Trichloropropane	0.919	0.18	mg/Kg dry	0.906	ND	101	70-130	3.31	25	
1,1,2-Trichloro-1,2,2-trifluoroethane (Freon 113)	0.892	0.091	mg/Kg dry	0.906	ND	98.4	70-130	1.91	25	
1,2,4-Trimethylbenzene	1.06	0.091	mg/Kg dry	0.906	0.191	95.8	70-130	2.03	25	
1,3,5-Trimethylbenzene	0.973	0.091	mg/Kg dry	0.906	0.0716	99.5	70-130	0.464	25	
Vinyl Chloride	0.821	0.18	mg/Kg dry	0.906	ND	90.6	70-130	3.03	25	
m+p Xylene	2.08	0.18	mg/Kg dry	1.81	0.275	99.4	70-130	1.99	25	
o-Xylene	0.933	0.091	mg/Kg dry	0.906	0.0344	99.2	70-130	2.30	25	
Surrogate: 1,2-Dichloroethane-d4	*0.0216*		mg/Kg dry	0.0227		95.2	70-130			
Surrogate: Toluene-d8	*0.0226*		mg/Kg dry	0.0227		99.8	70-130			
Surrogate: 4-Bromofluorobenzene	*0.0235*		mg/Kg dry	0.0227		104	70-130			

con-test® ANALYTICAL LABORATORY

39 Spruce Street * East Longmeadow, MA 01028 * FAX 413/525-6405 * TEL. 413/525-2332

QUALITY CONTROL

Semivolatile Organic Compounds by GC/MS - Quality Control

Analyte	Result	Reporting Limit	Units	Spike Level	Source Result	%REC	%REC Limits	RPD	RPD Limit	Notes
Batch B267451 - SW-846 3546										
Blank (B267451-BLK1)				Prepared: 09/28/20 Analyzed: 09/30/20						
Acenaphthene	ND	0.17	mg/Kg wet							
Acenaphthylene	ND	0.17	mg/Kg wet							
Anthracene	ND	0.17	mg/Kg wet							
Benzo(a)anthracene	ND	0.17	mg/Kg wet							
Benzo(a)pyrene	ND	0.17	mg/Kg wet							
Benzo(b)fluoranthene	ND	0.17	mg/Kg wet							
Benzo(g,h,i)perylene	ND	0.17	mg/Kg wet							
Benzo(k)fluoranthene	ND	0.17	mg/Kg wet							
Chrysene	ND	0.17	mg/Kg wet							
Dibenz(a,h)anthracene	ND	0.17	mg/Kg wet							
Fluoranthene	ND	0.17	mg/Kg wet							
Fluorene	ND	0.17	mg/Kg wet							
Indeno(1,2,3-cd)pyrene	ND	0.17	mg/Kg wet							
2-Methylnaphthalene	ND	0.17	mg/Kg wet							
Naphthalene	ND	0.17	mg/Kg wet							
Phenanthrene	ND	0.17	mg/Kg wet							
Pyrene	ND	0.17	mg/Kg wet							
Surrogate: Nitrobenzene-d5	*2.09*		mg/Kg wet	3.33		62.7	30-130			
Surrogate: 2-Fluorobiphenyl	*2.40*		mg/Kg wet	3.33		71.9	30-130			
Surrogate: p-Terphenyl-d14	*2.94*		mg/Kg wet	3.33		88.3	30-130			
LCS (B267451-BS1)				Prepared: 09/28/20 Analyzed: 09/30/20						
Acenaphthene	1.04	0.17	mg/Kg wet	1.67		62.3	40-140			
Acenaphthylene	1.08	0.17	mg/Kg wet	1.67		65.1	40-140			
Anthracene	1.10	0.17	mg/Kg wet	1.67		66.3	40-140			
Benzo(a)anthracene	1.08	0.17	mg/Kg wet	1.67		64.9	40-140			
Benzo(a)pyrene	1.07	0.17	mg/Kg wet	1.67		64.0	40-140			
Benzo(b)fluoranthene	1.10	0.17	mg/Kg wet	1.67		66.1	40-140			
Benzo(g,h,i)perylene	1.11	0.17	mg/Kg wet	1.67		66.9	40-140			
Benzo(k)fluoranthene	1.09	0.17	mg/Kg wet	1.67		65.6	40-140			
Chrysene	1.09	0.17	mg/Kg wet	1.67		65.6	40-140			
Dibenz(a,h)anthracene	1.03	0.17	mg/Kg wet	1.67		61.9	40-140			
Fluoranthene	1.01	0.17	mg/Kg wet	1.67		60.3	40-140			
Fluorene	1.08	0.17	mg/Kg wet	1.67		65.1	40-140			
Indeno(1,2,3-cd)pyrene	1.14	0.17	mg/Kg wet	1.67		68.2	40-140			
2-Methylnaphthalene	1.10	0.17	mg/Kg wet	1.67		65.7	40-140			
Naphthalene	0.943	0.17	mg/Kg wet	1.67		56.6	40-140			
Phenanthrene	1.09	0.17	mg/Kg wet	1.67		65.4	40-140			
Pyrene	1.15	0.17	mg/Kg wet	1.67		68.9	40-140			
Surrogate: Nitrobenzene-d5	*2.15*		mg/Kg wet	3.33		64.6	30-130			
Surrogate: 2-Fluorobiphenyl	*2.58*		mg/Kg wet	3.33		77.5	30-130			
Surrogate: p-Terphenyl-d14	*2.91*		mg/Kg wet	3.33		87.3	30-130			

con-test® ANALYTICAL LABORATORY

39 Spruce Street * East Longmeadow, MA 01028 * FAX 413/525-6405 * TEL. 413/525-2332

QUALITY CONTROL

Semivolatile Organic Compounds by GC/MS - Quality Control

Analyte	Result	Reporting Limit	Units	Spike Level	Source Result	%REC	%REC Limits	RPD	RPD Limit	Notes
Batch B267451 - SW-846 3546										
LCS Dup (B267451-BSD1)				Prepared: 09/28/20 Analyzed: 09/30/20						
Acenaphthene	0.957	0.17	mg/Kg wet	1.67		57.4	40-140	8.15	30	
Acenaphthylene	0.996	0.17	mg/Kg wet	1.67		59.8	40-140	8.52	30	
Anthracene	1.02	0.17	mg/Kg wet	1.67		61.2	40-140	8.00	30	
Benzo(a)anthracene	0.987	0.17	mg/Kg wet	1.67		59.2	40-140	9.12	30	
Benzo(a)pyrene	0.987	0.17	mg/Kg wet	1.67		59.2	40-140	7.66	30	
Benzo(b)fluoranthene	1.02	0.17	mg/Kg wet	1.67		61.0	40-140	8.09	30	
Benzo(g,h,i)perylene	1.01	0.17	mg/Kg wet	1.67		60.7	40-140	9.69	30	
Benzo(k)fluoranthene	0.994	0.17	mg/Kg wet	1.67		59.7	40-140	9.48	30	
Chrysene	1.00	0.17	mg/Kg wet	1.67		60.1	40-140	8.68	30	
Dibenz(a,h)anthracene	0.969	0.17	mg/Kg wet	1.67		58.2	40-140	6.17	30	
Fluoranthene	0.926	0.17	mg/Kg wet	1.67		55.6	40-140	8.21	30	
Fluorene	0.995	0.17	mg/Kg wet	1.67		59.7	40-140	8.66	30	
Indeno(1,2,3-cd)pyrene	1.06	0.17	mg/Kg wet	1.67		63.5	40-140	7.11	30	
2-Methylnaphthalene	1.05	0.17	mg/Kg wet	1.67		62.7	40-140	4.64	30	
Naphthalene	0.940	0.17	mg/Kg wet	1.67		56.4	40-140	0.319	30	
Phenanthrene	1.00	0.17	mg/Kg wet	1.67		60.0	40-140	8.64	30	
Pyrene	1.04	0.17	mg/Kg wet	1.67		62.4	40-140	9.78	30	
Surrogate: Nitrobenzene-d5	*2.03*		mg/Kg wet	3.33		60.9	30-130			
Surrogate: 2-Fluorobiphenyl	*2.35*		mg/Kg wet	3.33		70.6	30-130			
Surrogate: p-Terphenyl-d14	*2.59*		mg/Kg wet	3.33		77.7	30-130			

con-test® ANALYTICAL LABORATORY

39 Spruce Street * East Longmeadow, MA 01028 * FAX 413/525-6405 * TEL. 413/525-2332

QUALITY CONTROL

Polychlorinated Biphenyls with 3540 Soxhlet Extraction - Quality Control

Analyte	Result	Reporting Limit	Units	Spike Level	Source Result	%REC	%REC Limits	RPD	RPD Limit	Notes
Batch B266988 - SW-846 3540C										
Blank (B266988-BLK1)				Prepared: 09/22/20 Analyzed: 09/30/20						
Aroclor-1016	ND	0.020	mg/Kg wet							
Aroclor-1016 [2C]	ND	0.020	mg/Kg wet							
Aroclor-1221	ND	0.020	mg/Kg wet							
Aroclor-1221 [2C]	ND	0.020	mg/Kg wet							
Aroclor-1232	ND	0.020	mg/Kg wet							
Aroclor-1232 [2C]	ND	0.020	mg/Kg wet							
Aroclor-1242	ND	0.020	mg/Kg wet							
Aroclor-1242 [2C]	ND	0.020	mg/Kg wet							
Aroclor-1248	ND	0.020	mg/Kg wet							
Aroclor-1248 [2C]	ND	0.020	mg/Kg wet							
Aroclor-1254	ND	0.020	mg/Kg wet							
Aroclor-1254 [2C]	ND	0.020	mg/Kg wet							
Aroclor-1260	ND	0.020	mg/Kg wet							
Aroclor-1260 [2C]	ND	0.020	mg/Kg wet							
Aroclor-1262	ND	0.020	mg/Kg wet							
Aroclor-1262 [2C]	ND	0.020	mg/Kg wet							
Aroclor-1268	ND	0.020	mg/Kg wet							
Aroclor-1268 [2C]	ND	0.020	mg/Kg wet							
Surrogate: Decachlorobiphenyl	*0.214*		mg/Kg wet	0.200		107	30-150			
Surrogate: Decachlorobiphenyl [2C]	*0.222*		mg/Kg wet	0.200		111	30-150			
Surrogate: Tetrachloro-m-xylene	*0.195*		mg/Kg wet	0.200		97.6	30-150			
Surrogate: Tetrachloro-m-xylene [2C]	*0.201*		mg/Kg wet	0.200		101	30-150			
LCS (B266988-BS1)				Prepared: 09/22/20 Analyzed: 09/30/20						
Aroclor-1016	0.20	0.020	mg/Kg wet	0.200		102	40-140			
Aroclor-1016 [2C]	0.21	0.020	mg/Kg wet	0.200		107	40-140			
Aroclor-1260	0.20	0.020	mg/Kg wet	0.200		97.7	40-140			
Aroclor-1260 [2C]	0.19	0.020	mg/Kg wet	0.200		94.2	40-140			
Surrogate: Decachlorobiphenyl	*0.214*		mg/Kg wet	0.200		107	30-150			
Surrogate: Decachlorobiphenyl [2C]	*0.224*		mg/Kg wet	0.200		112	30-150			
Surrogate: Tetrachloro-m-xylene	*0.194*		mg/Kg wet	0.200		96.8	30-150			
Surrogate: Tetrachloro-m-xylene [2C]	*0.200*		mg/Kg wet	0.200		99.9	30-150			
LCS Dup (B266988-BSD1)				Prepared: 09/22/20 Analyzed: 09/30/20						
Aroclor-1016	0.21	0.020	mg/Kg wet	0.200		105	40-140	2.55	30	
Aroclor-1016 [2C]	0.22	0.020	mg/Kg wet	0.200		109	40-140	1.88	30	
Aroclor-1260	0.20	0.020	mg/Kg wet	0.200		99.2	40-140	1.55	30	
Aroclor-1260 [2C]	0.19	0.020	mg/Kg wet	0.200		95.5	40-140	1.30	30	
Surrogate: Decachlorobiphenyl	*0.210*		mg/Kg wet	0.200		105	30-150			
Surrogate: Decachlorobiphenyl [2C]	*0.224*		mg/Kg wet	0.200		112	30-150			
Surrogate: Tetrachloro-m-xylene	*0.195*		mg/Kg wet	0.200		97.5	30-150			
Surrogate: Tetrachloro-m-xylene [2C]	*0.202*		mg/Kg wet	0.200		101	30-150			

con-test® ANALYTICAL LABORATORY

39 Spruce Street * East Longmeadow, MA 01028 * FAX 413/525-6405 * TEL. 413/525-2332

QUALITY CONTROL

Polychlorinated Biphenyls with 3540 Soxhlet Extraction - Quality Control

Analyte	Result	Reporting Limit	Units	Spike Level	Source Result	%REC		%REC Limits	RPD		RPD Limit	Notes
Batch B266988 - SW-846 3540C												
Matrix Spike (B266988-MS1)		**Source: 20I1104-02**		Prepared: 09/22/20 Analyzed: 09/30/20								
Aroclor-1016	1.2	0.095	mg/Kg dry	0.236	ND	**515**	*	40-140				MS-21
Aroclor-1016 [2C]	1.1	0.095	mg/Kg dry	0.236	ND	**480**	*	40-140				MS-21
Aroclor-1260	0.36	0.095	mg/Kg dry	0.236	ND	**150**	*	40-140				MS-21
Aroclor-1260 [2C]	0.51	0.095	mg/Kg dry	0.236	ND	**216**	*	40-140				MS-21
Surrogate: Decachlorobiphenyl	*0.239*		mg/Kg dry	0.236		101		30-150				
Surrogate: Decachlorobiphenyl [2C]	*0.225*		mg/Kg dry	0.236		95.3		30-150				
Surrogate: Tetrachloro-m-xylene	*0.239*		mg/Kg dry	0.236		101		30-150				
Surrogate: Tetrachloro-m-xylene [2C]	*0.219*		mg/Kg dry	0.236		92.6		30-150				
Matrix Spike (B266988-MS2)		**Source: 20I1104-05**		Prepared: 09/22/20 Analyzed: 09/30/20								
Aroclor-1016	1200	0.094	mg/Kg dry	0.235	ND	**497000**	*	40-140				MS-21
Aroclor-1016 [2C]	510	0.094	mg/Kg dry	0.235	ND	**218000**	*	40-140				MS-21
Aroclor-1260	37	0.094	mg/Kg dry	0.235	ND	**15600**	*	40-140				MS-21
Aroclor-1260 [2C]	42	0.094	mg/Kg dry	0.235	ND	**17900**	*	40-140				MS-21
Surrogate: Decachlorobiphenyl	*0.236*		mg/Kg dry	0.235		100		30-150				
Surrogate: Decachlorobiphenyl [2C]	*0.304*		mg/Kg dry	0.235		129		30-150				
Surrogate: Tetrachloro-m-xylene	*0.241*		mg/Kg dry	0.235		103		30-150				
Surrogate: Tetrachloro-m-xylene [2C]	*0.189*		mg/Kg dry	0.235		80.5		30-150				
Matrix Spike Dup (B266988-MSD1)		**Source: 20I1104-02**		Prepared: 09/22/20 Analyzed: 09/30/20								
Aroclor-1016	1.4	0.096	mg/Kg dry	0.241	ND	**579**	*	40-140	13.7		50	MS-21
Aroclor-1016 [2C]	1.3	0.096	mg/Kg dry	0.241	ND	**521**	*	40-140	10.1		50	MS-21
Aroclor-1260	0.37	0.096	mg/Kg dry	0.241	ND	**154**	*	40-140	4.11		50	MS-21
Aroclor-1260 [2C]	0.54	0.096	mg/Kg dry	0.241	ND	**224**	*	40-140	5.63		50	MS-21
Surrogate: Decachlorobiphenyl	*0.242*		mg/Kg dry	0.241		100		30-150				
Surrogate: Decachlorobiphenyl [2C]	*0.230*		mg/Kg dry	0.241		95.5		30-150				
Surrogate: Tetrachloro-m-xylene	*0.246*		mg/Kg dry	0.241		102		30-150				
Surrogate: Tetrachloro-m-xylene [2C]	*0.224*		mg/Kg dry	0.241		92.8		30-150				
Matrix Spike Dup (B266988-MSD2)		**Source: 20I1104-05**		Prepared: 09/22/20 Analyzed: 09/30/20								
Aroclor-1016	700	0.091	mg/Kg dry	0.228	ND	**307000**	*	40-140	**50.1**	*	50	MS-21
Aroclor-1016 [2C]	410	0.091	mg/Kg dry	0.228	ND	**178000**	*	40-140	23.3		50	MS-21
Aroclor-1260	28	0.091	mg/Kg dry	0.228	ND	**12400**	*	40-140			50	MS-21
Aroclor-1260 [2C]	29	0.091	mg/Kg dry	0.228	ND	**12600**	*	40-140			50	MS-21
Surrogate: Decachlorobiphenyl	*0.218*		mg/Kg dry	0.228		95.7		30-150				
Surrogate: Decachlorobiphenyl [2C]	*0.317*		mg/Kg dry	0.228		139		30-150				
Surrogate: Tetrachloro-m-xylene	*0.233*		mg/Kg dry	0.228		102		30-150				
Surrogate: Tetrachloro-m-xylene [2C]	*0.184*		mg/Kg dry	0.228		80.8		30-150				

con-test® ANALYTICAL LABORATORY

39 Spruce Street * East Longmeadow, MA 01028 * FAX 413/525-6405 * TEL. 413/525-2332

QUALITY CONTROL

Petroleum Hydrocarbons Analyses - Quality Control

Analyte	Result	Reporting Limit	Units	Spike Level	Source Result	%REC	%REC Limits	RPD	RPD Limit	Notes
Batch B267232 - SW-846 3546										
Blank (B267232-BLK1)				Prepared: 09/24/20 Analyzed: 09/25/20						
CT ETPH	ND	10	mg/Kg wet							
Surrogate: 2-Fluorobiphenyl	*2.36*		mg/Kg wet	3.33		70.9	50-150			
LCS (B267232-BS1)				Prepared: 09/24/20 Analyzed: 09/25/20						
CT ETPH	26.2	10	mg/Kg wet	33.3		78.7	60-120			
Surrogate: 2-Fluorobiphenyl	*2.49*		mg/Kg wet	3.33		74.8	50-150			
LCS Dup (B267232-BSD1)				Prepared: 09/24/20 Analyzed: 09/25/20						
CT ETPH	25.1	10	mg/Kg wet	33.3		75.3	60-120	4.46	30	
Surrogate: 2-Fluorobiphenyl	*2.35*		mg/Kg wet	3.33		70.6	50-150			

con-test® ANALYTICAL LABORATORY

39 Spruce Street * East Longmeadow, MA 01028 * FAX 413/525-6405 * TEL. 413/525-2332

QUALITY CONTROL

Metals Analyses (Total) - Quality Control

Analyte	Result	Reporting Limit	Units	Spike Level	Source Result	%REC		%REC Limits	RPD	RPD Limit	Notes
Batch B267122 - SW-846 3050B											
Blank (B267122-BLK1)				Prepared: 09/23/20	Analyzed: 09/25/20						
Lead	ND	0.50	mg/Kg wet								
LCS (B267122-BS1)				Prepared: 09/23/20	Analyzed: 09/25/20						
Lead	91.7	1.5	mg/Kg wet	92.3		99.3		83.1-117			
LCS Dup (B267122-BSD1)				Prepared: 09/23/20	Analyzed: 09/25/20						
Lead	84.8	1.5	mg/Kg wet	92.3		91.9		83.1-117	7.81	30	
Duplicate (B267122-DUP1)	**Source: 20I1104-09**			Prepared: 09/23/20	Analyzed: 09/25/20						
Lead	46.2	0.58	mg/Kg dry		47.1				1.78	35	L-10
Matrix Spike (B267122-MS1)	**Source: 20I1104-09**			Prepared: 09/23/20	Analyzed: 09/25/20						
Lead	66.8	0.58	mg/Kg dry	19.4	47.1	102		75-125			
Reference (B267122-SRM1) MRL Check				Prepared: 09/23/20	Analyzed: 09/25/20						
Lead	0.635	0.52	mg/Kg wet	0.516		**123**	*	80-120			L-10

39 Spruce Street * East Longmeadow, MA 01028 * FAX 413/525-6405 * TEL. 413/525-2332

QUALITY CONTROL

Conventional Chemistry Parameters by EPA/APHA/SW-846 Methods (Total) - Quality Control

Analyte	Result	Reporting Limit	Units	Spike Level	Source Result	%REC	%REC Limits	RPD	RPD Limit	Notes
Batch B267434 - % Solids										
Duplicate (B267434-DUP1)		**Source: 20I1104-02**		Prepared: 09/28/20	Analyzed: 09/29/20					
% Solids	80.6		% Wt		79.8			1.04	10	
Duplicate (B267434-DUP2)		**Source: 20I1104-05**		Prepared: 09/28/20	Analyzed: 09/29/20					
% Solids	82.6		% Wt		83.4			0.943	10	
Duplicate (B267434-DUP3)		**Source: 20I1104-06**		Prepared: 09/28/20	Analyzed: 09/29/20					
% Solids	83.5		% Wt		82.5			1.15	10	
Duplicate (B267434-DUP4)		**Source: 20I1104-07**		Prepared: 09/28/20	Analyzed: 09/29/20					
% Solids	83.1		% Wt		82.7			0.504	10	

con-test® ANALYTICAL LABORATORY

39 Spruce Street * East Longmeadow, MA 01028 * FAX 413/525-6405 * TEL. 413/525-2332

IDENTIFICATION SUMMARY FOR SINGLE COMPONENT ANALYTES

SW-846 8082A

Z9 (1-1.5)-1

Lab Sample ID: 20I1104-01

Date(s) Analyzed: 09/30/2020 09/30/2020

Instrument ID (1): ECD5

Instrument ID (2): ECD5

GC Column (1): ID: (mm)

GC Column (2): ID: (mm)

ANALYTE	COL	RT	RT WINDOW		CONCENTRATION	%RPD
			FROM	TO		
Aroclor-1248	1	0.000	-0.030	0.030	7.7	
	2	0.000	-0.030	0.030	7.4	5.3

con-test® ANALYTICAL LABORATORY

39 Spruce Street * East Longmeadow, MA 01028 * FAX 413/525-6405 * TEL. 413/525-2332

IDENTIFICATION SUMMARY FOR SINGLE COMPONENT ANALYTES

SW-846 8082A

AL10 (1-2)-1

Lab Sample ID: 20I1104-02

Date(s) Analyzed: 09/30/2020 09/30/2020

Instrument ID (1): ECD5

Instrument ID (2): ECD5

GC Column (1): ID: (mm)

GC Column (2): ID: (mm)

ANALYTE	COL	RT	RT WINDOW		CONCENTRATION	%RPD
			FROM	TO		
Aroclor-1248	1	0.000	-0.030	0.030	1.7	
	2	0.000	-0.030	0.030	1.7	0.0

con-test® ANALYTICAL LABORATORY

39 Spruce Street * East Longmeadow, MA 01028 * FAX 413/525-6405 * TEL. 413/525-2332

IDENTIFICATION SUMMARY FOR SINGLE COMPONENT ANALYTES

SW-846 8082A

AI10 (1-2)-2

Lab Sample ID: 20I1104-03

Date(s) Analyzed: 09/30/2020 09/30/2020

Instrument ID (1): ECD5

Instrument ID (2): ECD5

GC Column (1): ID: (mm)

GC Column (2): ID: (mm)

ANALYTE	COL	RT	RT WINDOW		CONCENTRATION	%RPD
			FROM	TO		
Aroclor-1248	1	0.000	-0.030	0.030	1.9	
	2	0.000	-0.030	0.030	1.9	0.0
Aroclor-1254	1	0.000	-0.030	0.030	1.6	
	2	0.000	-0.030	0.030	1.6	0.0
Aroclor-1260	1	0.000	-0.030	0.030	0.14	
	2	0.000	-0.030	0.030	0.14	0.0

con-test® ANALYTICAL LABORATORY

39 Spruce Street * East Longmeadow, MA 01028 * FAX 413/525-6405 * TEL. 413/525-2332

IDENTIFICATION SUMMARY FOR SINGLE COMPONENT ANALYTES

SW-846 8082A

AK16.5 (2-4)-1

Lab Sample ID: 20I1104-04

Date(s) Analyzed: 10/01/2020 10/01/2020

Instrument ID (1): ECD5

Instrument ID (2): ECD5

GC Column (1): ID: (mm)

GC Column (2): ID: (mm)

ANALYTE	COL	RT	RT WINDOW		CONCENTRATION	%RPD
			FROM	TO		
Aroclor-1242	1	0.000	-0.030	0.030	500	
	2	0.000	-0.030	0.030	510	2.0

con-test® ANALYTICAL LABORATORY

39 Spruce Street * East Longmeadow, MA 01028 * FAX 413/525-6405 * TEL. 413/525-2332

IDENTIFICATION SUMMARY FOR SINGLE COMPONENT ANALYTES

SW-846 8082A

AK16.5 (4-6)-1

Lab Sample ID: 20I1104-05

Date(s) Analyzed: 10/01/2020 10/01/2020

Instrument ID (1): ECD5

Instrument ID (2): ECD5

GC Column (1): ID: (mm)

GC Column (2): ID: (mm)

ANALYTE	COL	RT	RT WINDOW		CONCENTRATION	%RPD
			FROM	TO		
Aroclor-1242	1	0.000	-0.030	0.030	970	
	2	0.000	-0.030	0.030	980	1.0

con-test® ANALYTICAL LABORATORY

39 Spruce Street * East Longmeadow, MA 01028 * FAX 413/525-6405 * TEL. 413/525-2332

IDENTIFICATION SUMMARY FOR SINGLE COMPONENT ANALYTES

SW-846 8082A

AK16.5 (4-6)-2

Lab Sample ID: 20I1104-06

Date(s) Analyzed: 10/01/2020 10/01/2020

Instrument ID (1): ECD5

Instrument ID (2): ECD5

GC Column (1): ID: (mm)

GC Column (2): ID: (mm)

ANALYTE	COL	RT	RT WINDOW		CONCENTRATION	%RPD
			FROM	TO		
Aroclor-1242	1	0.000	-0.030	0.030	1100	
	2	0.000	-0.030	0.030	1100	0.0

con-test® ANALYTICAL LABORATORY

39 Spruce Street * East Longmeadow, MA 01028 * FAX 413/525-6405 * TEL. 413/525-2332

IDENTIFICATION SUMMARY FOR SINGLE COMPONENT ANALYTES

SW-846 8082A

AN17 (1.5-2)-1

Lab Sample ID: 20I1104-07

Date(s) Analyzed: 09/30/2020 09/30/2020

Instrument ID (1): ECD5

Instrument ID (2): ECD5

GC Column (1): ID: (mm)

GC Column (2): ID: (mm)

ANALYTE	COL	RT	RT WINDOW		CONCENTRATION	%RPD
			FROM	TO		
Aroclor-1248	1	0.000	-0.030	0.030	0.26	
	2	0.000	-0.030	0.030	0.23	12.2

con-test® ANALYTICAL LABORATORY

39 Spruce Street * East Longmeadow, MA 01028 * FAX 413/525-6405 * TEL. 413/525-2332

IDENTIFICATION SUMMARY FOR SINGLE COMPONENT ANALYTES

SW-846 8082A

AN16 (1.5-2)-1

Lab Sample ID: 20I1104-09

Date(s) Analyzed: 09/30/2020 09/30/2020

Instrument ID (1): ECD5

Instrument ID (2): ECD5

GC Column (1): ID: (mm)

GC Column (2): ID: (mm)

ANALYTE	COL	RT	RT WINDOW		CONCENTRATION	%RPD
			FROM	TO		
Aroclor-1248	1	0.000	-0.030	0.030	0.97	
	2	0.000	-0.030	0.030	0.92	5.3

con-test® ANALYTICAL LABORATORY

39 Spruce Street * East Longmeadow, MA 01028 * FAX 413/525-6405 * TEL. 413/525-2332

IDENTIFICATION SUMMARY FOR SINGLE COMPONENT ANALYTES

SW-846 8082A

AL17 (1-2)-1

Lab Sample ID: 20I1104-10

Date(s) Analyzed: 09/30/2020 09/30/2020

Instrument ID (1): ECD5

Instrument ID (2): ECD5

GC Column (1): ID: (mm)

GC Column (2): ID: (mm)

ANALYTE	COL	RT	RT WINDOW		CONCENTRATION	%RPD
			FROM	TO		
Aroclor-1248	1	0.000	-0.030	0.030	0.98	
	2	0.000	-0.030	0.030	0.92	6.3

con-test® ANALYTICAL LABORATORY

39 Spruce Street * East Longmeadow, MA 01028 * FAX 413/525-6405 * TEL. 413/525-2332

IDENTIFICATION SUMMARY FOR SINGLE COMPONENT ANALYTES

SW-846 8082A

LCS

Lab Sample ID: B266988-BS1

Date(s) Analyzed: 09/30/2020 09/30/2020

Instrument ID (1): ECD10

Instrument ID (2): ECD10

GC Column (1): ID: (mm)

GC Column (2): ID: (mm)

ANALYTE	COL	RT	RT WINDOW		CONCENTRATION	%RPD
			FROM	TO		
Aroclor-1016	1	0.000	-0.030	0.030	0.20	
	2	0.000	-0.030	0.030	0.21	0.0
Aroclor-1260	1	0.000	-0.030	0.030	0.20	
	2	0.000	-0.030	0.030	0.19	5.1

con-test® ANALYTICAL LABORATORY

39 Spruce Street * East Longmeadow, MA 01028 * FAX 413/525-6405 * TEL. 413/525-2332

IDENTIFICATION SUMMARY FOR SINGLE COMPONENT ANALYTES

SW-846 8082A

LCS Dup

Lab Sample ID: B266988-BSD1 Date(s) Analyzed: 09/30/2020 09/30/2020

Instrument ID (1): ECD10 Instrument ID (2): ECD10

GC Column (1): ID: (mm) GC Column (2): ID: (mm)

ANALYTE	COL	RT	RT WINDOW		CONCENTRATION	%RPD
			FROM	TO		
Aroclor-1016	1	0.000	-0.030	0.030	0.21	
	2	0.000	-0.030	0.030	0.22	4.7
Aroclor-1260	1	0.000	-0.030	0.030	0.20	
	2	0.000	-0.030	0.030	0.19	5.1

con-test® ANALYTICAL LABORATORY

39 Spruce Street * East Longmeadow, MA 01028 * FAX 413/525-6405 * TEL. 413/525-2332

IDENTIFICATION SUMMARY FOR SINGLE COMPONENT ANALYTES

SW-846 8082A

Matrix Spike

Lab Sample ID: B266988-MS1

Date(s) Analyzed: 09/30/2020 09/30/2020

Instrument ID (1): ECD5

Instrument ID (2): ECD5

GC Column (1): ID: (mm)

GC Column (2): ID: (mm)

ANALYTE	COL	RT	RT WINDOW		CONCENTRATION	%RPD
			FROM	TO		
Aroclor-1016	1	0.000	-0.030	0.030	1.2	
	2	0.000	-0.030	0.030	1.1	8.7
Aroclor-1260	1	0.000	-0.030	0.030	0.36	
	2	0.000	-0.030	0.030	0.51	34.5

con-test® ANALYTICAL LABORATORY

39 Spruce Street * East Longmeadow, MA 01028 * FAX 413/525-6405 * TEL. 413/525-2332

IDENTIFICATION SUMMARY FOR SINGLE COMPONENT ANALYTES

SW-846 8082A

Matrix Spike

Lab Sample ID: B266988-MS2

Date(s) Analyzed: 09/30/2020 09/30/2020

Instrument ID (1): ECD5

Instrument ID (2): ECD5

GC Column (1): ID: (mm)

GC Column (2): ID: (mm)

ANALYTE	COL	RT	RT WINDOW		CONCENTRATION	%RPD
			FROM	TO		
Aroclor-1016	1	0.000	-0.030	0.030	1200	
	2	0.000	-0.030	0.030	510	80.7
Aroclor-1260	1	0.000	-0.030	0.030	37	
	2	0.000	-0.030	0.030	42	12.7

con-test® ANALYTICAL LABORATORY

39 Spruce Street * East Longmeadow, MA 01028 * FAX 413/525-6405 * TEL. 413/525-2332

IDENTIFICATION SUMMARY FOR SINGLE COMPONENT ANALYTES

SW-846 8082A

Matrix Spike Dup

Lab Sample ID: B266988-MSD1

Date(s) Analyzed: 09/30/2020 09/30/2020

Instrument ID (1): ECD5

Instrument ID (2): ECD5

GC Column (1): ID: (mm)

GC Column (2): ID: (mm)

ANALYTE	COL	RT	RT WINDOW		CONCENTRATION	%RPD
			FROM	TO		
Aroclor-1016	1	0.000	-0.030	0.030	1.4	
	2	0.000	-0.030	0.030	1.3	7.4
Aroclor-1260	1	0.000	-0.030	0.030	0.37	
	2	0.000	-0.030	0.030	0.54	37.4

con-test® ANALYTICAL LABORATORY

39 Spruce Street * East Longmeadow, MA 01028 * FAX 413/525-6405 * TEL. 413/525-2332

IDENTIFICATION SUMMARY FOR SINGLE COMPONENT ANALYTES

SW-846 8082A

Matrix Spike Dup

Lab Sample ID: B266988-MSD2

Date(s) Analyzed: 09/30/2020 09/30/2020

Instrument ID (1): ECD5

Instrument ID (2): ECD5

GC Column (1): ID: (mm)

GC Column (2): ID: (mm)

ANALYTE	COL	RT	RT WINDOW		CONCENTRATION	%RPD
			FROM	TO		
Aroclor-1016	1	0.000	-0.030	0.030	700	
	2	0.000	-0.030	0.030	410	52.3
Aroclor-1260	1	0.000	-0.030	0.030	28	
	2	0.000	-0.030	0.030	29	3.5

con-test® ANALYTICAL LABORATORY

39 Spruce Street * East Longmeadow, MA 01028 * FAX 413/525-6405 * TEL. 413/525-2332

FLAG/QUALIFIER SUMMARY

*	QC result is outside of established limits.
†	Wide recovery limits established for difficult compound.
‡	Wide RPD limits established for difficult compound.
#	Data exceeded client recommended or regulatory level
ND	Not Detected
RL	Reporting Limit is at the level of quantitation (LOQ)
DL	Detection Limit is the lower limit of detection determined by the MDL study
MCL	Maximum Contaminant Level
	Percent recoveries and relative percent differences (RPDs) are determined by the software using values in the calculation which have not been rounded.
	No results have been blank subtracted unless specified in the case narrative section.
L-10	The reporting limit verification for the AIHA lead program is outside of control limits for this element. Any reported result at or near the detection limit may be bias on the high side.
L-17	Compound classified by CT RCP as difficult with acceptable recoveries of 40-160%. Recovery does not meet 70-130% criteria but does meet difficult compound criteria.
MS-21	Matrix spike and/or spike duplicate recovery bias high due to contribution of other Aroclors present in the source sample.
MS-23	Either matrix spike or MS duplicate is outside of control limits, but the other is within limits. RPD between the two MS/MSD results is outside of the method specified criteria. Reduced precision anticipated for any reported result for this compound.
R-06	Matrix spike duplicate RPD is outside of control limits. Reduced precision is anticipated for reported result for this compound in this sample.
RL-11	Elevated reporting limit due to high concentration of target compounds.
S-01	The surrogate recovery for this sample is not available due to sample dilution below the surrogate reporting limit required from high analyte concentration and/or matrix interferences.
V-20	Continuing calibration verification (CCV) did not meet method specifications and was biased on the high side. Data validation is not affected since sample result was "not detected" for this compound.

39 Spruce Street * East Longmeadow, MA 01028 * FAX 413/525-6405 * TEL. 413/525-2332

CERTIFICATIONS

Certified Analyses included in this Report

Analyte	Certifications
CTDEP ETPH in Soil	
CT ETPH	CT
CTDEP ETPH in Water	
CT ETPH	CT
SW-846 6010D in Soil	
Lead	CT,NH,NY,AIHA,ME,VA,NC
SW-846 8082A in Soil	
Aroclor-1016	CT,NH,NY,ME,NC,VA,PA
Aroclor-1016 [2C]	CT,NH,NY,ME,NC,VA,PA
Aroclor-1221	CT,NH,NY,ME,NC,VA,PA
Aroclor-1221 [2C]	CT,NH,NY,ME,NC,VA,PA
Aroclor-1232	CT,NH,NY,ME,NC,VA,PA
Aroclor-1232 [2C]	CT,NH,NY,ME,NC,VA,PA
Aroclor-1242	CT,NH,NY,ME,NC,VA,PA
Aroclor-1242 [2C]	CT,NH,NY,ME,NC,VA,PA
Aroclor-1248	CT,NH,NY,ME,NC,VA,PA
Aroclor-1248 [2C]	CT,NH,NY,ME,NC,VA,PA
Aroclor-1254	CT,NH,NY,ME,NC,VA,PA
Aroclor-1254 [2C]	CT,NH,NY,ME,NC,VA,PA
Aroclor-1260	CT,NH,NY,ME,NC,VA,PA
Aroclor-1260 [2C]	CT,NH,NY,ME,NC,VA,PA
Aroclor-1262	NY,NC,VA,PA
Aroclor-1262 [2C]	NY,NC,VA,PA
Aroclor-1268	NY,NC,VA,PA
Aroclor-1268 [2C]	NY,NC,VA,PA
SW-846 8260C-D in Soil	
Acetone	CT,NH,NY,ME
Acrylonitrile	CT,NH,NY,ME
Benzene	CT,NH,NY,ME
Bromobenzene	NH,NY,ME
Bromodichloromethane	CT,NH,NY,ME
Bromoform	CT,NH,NY,ME
Bromomethane	CT,NH,NY,ME
2-Butanone (MEK)	CT,NH,NY,ME
n-Butylbenzene	CT,NH,NY,ME
sec-Butylbenzene	CT,NH,NY,ME
tert-Butylbenzene	CT,NH,NY,ME
Carbon Disulfide	CT,NH,NY,ME
Carbon Tetrachloride	CT,NH,NY,ME
Chlorobenzene	CT,NH,NY,ME
Chlorodibromomethane	CT,NH,NY,ME
Chloroethane	CT,NH,NY,ME
Chloroform	CT,NH,NY,ME
Chloromethane	CT,NH,NY,ME
2-Chlorotoluene	CT,NH,NY,ME
4-Chlorotoluene	CT,NH,NY,ME

con-test® ANALYTICAL LABORATORY

39 Spruce Street * East Longmeadow, MA 01028 * FAX 413/525-6405 * TEL. 413/525-2332

CERTIFICATIONS

Certified Analyses included in this Report

Analyte	Certifications
SW-846 8260C-D in Soil	
1,2-Dibromo-3-chloropropane (DBCP)	NY
Dibromomethane	NH,NY,ME
1,2-Dichlorobenzene	CT,NH,NY,ME
1,3-Dichlorobenzene	CT,NH,NY,ME
1,4-Dichlorobenzene	CT,NH,NY,ME
Dichlorodifluoromethane (Freon 12)	NY,ME
1,1-Dichloroethane	CT,NH,NY,ME
1,2-Dichloroethane	CT,NH,NY,ME
1,1-Dichloroethylene	CT,NH,NY,ME
cis-1,2-Dichloroethylene	CT,NH,NY,ME
trans-1,2-Dichloroethylene	CT,NH,NY,ME
1,2-Dichloropropane	CT,NH,NY,ME
1,3-Dichloropropane	NH,NY,ME
2,2-Dichloropropane	NH,NY,ME
1,1-Dichloropropene	NH,NY,ME
cis-1,3-Dichloropropene	CT,NH,NY,ME
trans-1,3-Dichloropropene	CT,NH,NY,ME
Ethylbenzene	CT,NH,NY,ME
Hexachlorobutadiene	NH,NY,ME
2-Hexanone (MBK)	CT,NH,NY,ME
Isopropylbenzene (Cumene)	CT,NH,NY,ME
p-Isopropyltoluene (p-Cymene)	NH,NY
Methyl tert-Butyl Ether (MTBE)	NY
Methylene Chloride	CT,NH,NY,ME
4-Methyl-2-pentanone (MIBK)	CT,NH,NY
Naphthalene	NH,NY,ME
n-Propylbenzene	NH,NY
Styrene	CT,NH,NY,ME
1,1,1,2-Tetrachloroethane	CT,NH,NY,ME
1,1,2,2-Tetrachloroethane	CT,NH,NY,ME
Tetrachloroethylene	CT,NH,NY,ME
Toluene	CT,NH,NY,ME
1,2,4-Trichlorobenzene	NH,NY,ME
1,1,1-Trichloroethane	CT,NH,NY,ME
1,1,2-Trichloroethane	CT,NH,NY,ME
Trichloroethylene	CT,NH,NY,ME
Trichlorofluoromethane (Freon 11)	CT,NH,NY,ME
1,2,3-Trichloropropane	NH,NY,ME
1,2,4-Trimethylbenzene	CT,NH,NY,ME
1,3,5-Trimethylbenzene	CT,NH,NY,ME
Vinyl Chloride	CT,NH,NY,ME
m+p Xylene	CT,NH,NY,ME
o-Xylene	CT,NH,NY,ME
SW-846 8270D-E in Soil	
Acenaphthene	CT,NY,NH,ME,NC,VA
Acenaphthylene	CT,NY,NH,ME,NC,VA

39 Spruce Street * East Longmeadow, MA 01028 * FAX 413/525-6405 * TEL. 413/525-2332

CERTIFICATIONS

Certified Analyses included in this Report

Analyte	Certifications
SW-846 8270D-E in Soil	
Anthracene	CT,NY,NH,ME,NC,VA
Benzo(a)anthracene	CT,NY,NH,ME,NC,VA
Benzo(a)pyrene	CT,NY,NH,ME,NC,VA
Benzo(b)fluoranthene	CT,NY,NH,ME,NC,VA
Benzo(g,h,i)perylene	CT,NY,NH,ME,NC,VA
Benzo(k)fluoranthene	CT,NY,NH,ME,NC,VA
Chrysene	CT,NY,NH,ME,NC,VA
Dibenz(a,h)anthracene	CT,NY,NH,ME,NC,VA
Fluoranthene	CT,NY,NH,ME,NC,VA
Fluorene	CT,NY,NH,ME,NC,VA
Indeno(1,2,3-cd)pyrene	CT,NY,NH,ME,NC,VA
2-Methylnaphthalene	CT,NY,NH,ME,NC,VA
Naphthalene	CT,NY,NH,ME,NC,VA
Phenanthrene	CT,NY,NH,ME,NC,VA
Pyrene	CT,NY,NH,ME,NC,VA
SW-846 8270D-E in Water	
Acenaphthene	CT,NY,NH,ME,NC,VA
Acenaphthylene	CT,NY,NH,ME,NC,VA
Anthracene	CT,NY,NH,ME,NC,VA
Benzo(a)anthracene	CT,NY,NH,ME,NC,VA
Benzo(a)pyrene	CT,NY,NH,ME,NC,VA
Benzo(b)fluoranthene	CT,NY,NH,ME,NC,VA
Benzo(g,h,i)perylene	CT,NY,NH,ME,NC,VA
Benzo(k)fluoranthene	CT,NY,NH,ME,NC,VA
Chrysene	CT,NY,NH,ME,NC,VA
Dibenz(a,h)anthracene	CT,NY,NH,ME,NC,VA
Fluoranthene	CT,NY,NH,ME,NC,VA
Fluorene	CT,NY,NH,ME,NC,VA
Indeno(1,2,3-cd)pyrene	CT,NY,NH,ME,NC,VA
2-Methylnaphthalene	CT,NY,NH,ME,NC,VA
Naphthalene	CT,NY,NH,ME,NC,VA
Phenanthrene	CT,NY,NH,ME,NC,VA
Pyrene	CT,NY,NH,ME,NC,VA

39 Spruce Street * East Longmeadow, MA 01028 * FAX 413/525-6405 * TEL. 413/525-2332

The CON-TEST Environmental Laboratory operates under the following certifications and accreditations:

Code	Description	Number	Expires
AIHA	AIHA-LAP, LLC - ISO17025:2017	100033	03/1/2022
MA	Massachusetts DEP	M-MA100	06/30/2021
CT	Connecticut Department of Publilc Health	PH-0567	09/30/2021
NY	New York State Department of Health	10899 NELAP	04/1/2021
NH-S	New Hampshire Environmental Lab	2516 NELAP	02/5/2021
RI	Rhode Island Department of Health	LAO00112	12/30/2020
NC	North Carolina Div. of Water Quality	652	12/31/2020
NJ	New Jersey DEP	MA007 NELAP	06/30/2021
FL	Florida Department of Health	E871027 NELAP	06/30/2021
VT	Vermont Department of Health Lead Laboratory	LL015036	07/30/2021
ME	State of Maine	2011028	06/9/2021
VA	Commonwealth of Virginia	460217	12/14/2020
NH-P	New Hampshire Environmental Lab	2557 NELAP	09/6/2021
VT-DW	Vermont Department of Health Drinking Water	VT-255716	06/12/2021
NC-DW	North Carolina Department of Health	25703	07/31/2021
PA	Commonwealth of Pennsylvania DEP	68-05812	06/30/2021
MI	Dept. of Env, Great Lakes, and Energy	9100	09/6/2021

20I 1104

con-test ANALYTICAL LABORATORY

Phone: 413-525-2332
Fax: 413-525-6405
Email: info@contestlabs.com

http://www.contestlabs.com

CHAIN OF CUSTODY RECORD

39 Spruce Street
East Longmeadow, MA 01028

Doc # 381 Rev 2_06262019

Page 1 of 2

Company Name:	AECOM
Address:	500 Enterprise Drive, 1A, Rocky Hill, CT 06067
Phone:	860-263-5781
Project Name:	Greenwich High School
Project Location:	Greenwich, CT
Project Number:	60432356
Project Manager:	Kaitlyn Feliciano
Con-Test Quote Name/Number:	Q-20191217
Invoice Recipient:	Dan Seremet, E. Doerfler
Sampled By:	C. Hayden

Requested Turnaround Time
7-Day ☑ 10-Day ☐
PFAS 10-Day (std) ☐ Due Date:

Rush-Approval Required
1-Day ☐ 3-Day ☐
2-Day ☐ 4-Day ☐

Dissolved Metals Samples
○ Field Filtered
○ Lab to Filter

Orthophosphate Samples
○ Field Filtered
○ Lab to Filter

Data Delivery
Format: PDF ☑ EXCEL ☑
Other: EDD - EQuis
CLP Like Data Pkg Required: ☐
Email To: elizabeth.doerfler@aecom.com, dan.seremet@aecom.com
Fax To #:

PCB ONLY
SOXHLET ☑
NON SOXHLET ☐

ANALYSIS REQUESTED

Con-Test Work Order#	Client Sample ID / Description	Beginning Date/Time	Ending Date/Time	COMP/GRAB	[1]Matrix Code	Conc Code	VIALS	GLASS	PLASTIC	BACTERIA	ENCORE	PCBs 8082	VOC's	Pb	PAH's	ETPH
1	ZG(1-1.5)-1	9-21-20	0845	GRAB	S	U		1				X				
2	AL10(1-2)-1	↓	0910	↓	↓	↓		2				X				
3	AL10(1-2)-2		0913					1				X				
4	AK16.5(2-4)-1		1020				3	1				X	X			
5	AK16.5(4-6)-1		1150				3	2				X	X			
6	AK16.5(4-6)-2		1153				3	1				X	X			
7	AN17(1.5-2)-1		1313					1				X				
8	AP16(1.5-2)-1		1330					1				X				
9	AN16(1.5-2)-1		1340					1				X		X		
10	AL17(1-2)-1	↓	1355	↓	↓	↓		3				X		X	X	X

Relinquished by: (signature)	Date/Time: 9.21.20	
Received by: (signature)	Date/Time: 9/21/20 4:20	
Relinquished by: (signature)	Date/Time: 9/21/20 8:0	
Received by: (signature)	Date/Time: 9/21/20 2000	
Relinquished by: (signature)	Date/Time:	
Received by: (signature)	Date/Time:	
Relinquished by: (signature)	Date/Time:	
Received by: (signature)	Date/Time:	

Client Comments:
AL10(1-2)-1 = MS/MSD
AK16.5(4-6)-1 = MS/MSD

Detection Limit Requirements
MA
CT — CT RSR GA PMC, R DEC
Other:

Special Requirements
☐ MA MCP Required
MCP Certification Form Required
☑ CT RCP Required
RCP Certification Form Required
☐ MA State DW Required
PWSID #

Please use the following codes to indicate possible sample concentration within the Conc Code column above:
H - High; M - Medium; L - Low; C - Clean; U - Unknown

Project Entity
Government ☐ Municipality ☑ MWRA ☐ WRTA ☐
Federal ☐ 21 J ☐ School ☐
City ☐ Brownfield ☐ MBTA ☐

Other
☐ Chromatogram
☐ AIHA-LAP,LLC

Lab Comments:

Disclaimer: Con-Test Labs is not responsible for any omitted information on the Chain of Custody. The Chain of Custody is a legal document that must be complete and accurate and is used to determine what analyses the laboratory will perform. Any missing information is not the laboratory's responsibility. Con-Test values your partnership on each project and will try to assist with missing information, but will not be held accountable.

[2] Preservation Code

Courier Use Only
Total Number Of:
VIALS 9
GLASS 14
PLASTIC
BACTERIA
ENCORE

Glassware in the fridge? Y / N
Glassware in freezer? Y / N
Prepackaged Cooler? Y / N
*Contest is not responsible for missing samples from prepacked coolers

[1] Matrix Codes:
GW = Ground Water
WW = Waste Water
DW = Drinking Water
A = Air
S = Soil
SL = Sludge
SOL = Solid
O = Other (please define)

[2] Preservation Codes:
I = Iced
H = HCL
M = Methanol
N = Nitric Acid
S = Sulfuric Acid
B = Sodium Bisulfate
X = Sodium Hydroxide
T = Sodium Thiosulfate
O = Other (please define)

2021104

http://www.contestlabs.com

Doc # 381 Rev 2_06262019

con-test® ANALYTICAL LABORATORY

Phone: 413-525-2332
Fax: 413-525-6405
Email: info@contestlabs.com

CHAIN OF CUSTODY RECORD

39 Spruce Street
East Longmeadow, MA 01028

Company Name:	AECOM
Address:	500 Enterprise Drive, 1A, Rocky Hill, CT 06067
Phone:	860-263-5781
Project Name:	Greenwich High School
Project Location:	Greenwich, CT
Project Number:	60432356
Project Manager:	Kaitlyn Feliciano
Con-Test Quote Name/Number:	Q-20191217
Invoice Recipient:	Dan Seremet, E. Doerfler
Sampled By:	C. Hayden

Requested Turnaround Time: 7-Day ☑ 10-Day ☐ PFAS 10-Day (std) ☐ Due Date:

Rush-Approval Required: 1-Day ☐ 3-Day ☐ 2-Day ☐ 4-Day ☐

Dissolved Metals Samples: ○ Field Filtered ○ Lab to Filter

Orthophosphate Samples: ○ Field Filtered ○ Lab to Filter

Data Delivery: Format: PDF ☑ EXCEL ☑
Other: EDD - EQuis
CLP Like Data Pkg Required: ☐
Email To: elizabeth.doerfler@aecom.com, dan.seremet@aecom.com
Fax To #:

PCB ONLY
SOXHLET ☑
NON SOXHLET ☐

ANALYSIS REQUESTED

Con-Test Work Order#	Client Sample ID / Description	Beginning Date/Time	Ending Date/Time	COMP/GRAB	[1]Matrix Code	Conc Code	VIALS	GLASS	PLASTIC	BACTERIA	ENCORE	PCBs 8082	ETPH	PAH'S									
												12	12	12									
11	A021(1.5-2)-1	9.21.20	1425	GRAB	S	U		3				X	X	X									

[2] Preservation Code

Courier Use Only
Total Number Of:
VIALS ___
GLASS 3
PLASTIC ___
BACTERIA ___
ENCORE ___

Glassware in the fridge? Y / N
Glassware in freezer? Y / N
Prepackaged Cooler? Y / N
*Contest is not responsible for missing samples from prepacked coolers

Relinquished by: (signature) C Hayden	Date/Time: 9.21.20	Client Comments:
Received by: (signature)	Date/Time: 9/21/20 4:20	
Relinquished by: (signature)	Date/Time: 9/21/20 8:00	
Received by: (signature)	Date/Time: 9/21/20 2000	
Relinquished by: (signature)	Date/Time:	
Received by: (signature)	Date/Time:	
Relinquished by: (signature)	Date/Time:	
Received by: (signature)	Date/Time:	

Detection Limit Requirements
MA
CT — CT RSR GA PMC, R DEC
Other:

Special Requirements
☐ MA MCP Required
MCP Certification Form Required
☑ CT RCP Required
RCP Certification Form Required
☐ MA State DW Required
PWSID #

Please use the following codes to indicate possible sample concentration within the Conc Code column above:
H - High; M - Medium; L - Low; C - Clean; U - Unknown

Project Entity
Government ☐ Municipality ☑ MWRA ☐ WRTA ☐
Federal ☐ 21 J ☐ School ☐
City ☐ Brownfield ☐ MBTA ☐

Other
☐ Chromatogram
☐ *AIHA-LAP,LLC*

[1] **Matrix Codes:**
GW = Ground Water
WW = Waste Water
DW = Drinking Water
A = Air
S = Soil
SL = Sludge
SOL = Solid
O = Other (please define)

[2] **Preservation Codes:**
I = Iced
H = HCL
M = Methanol
N = Nitric Acid
S = Sulfuric Acid
B = Sodium Bisulfate
X = Sodium Hydroxide
T = Sodium Thiosulfate
O = Other (please define)

Lab Comments:

Disclaimer: Con-Test Labs is not responsible for any omitted information on the Chain of Custody. The Chain of Custody is a legal document that must be complete and accurate and is used to determine what analyses the laboratory will perform. Any missing information is not the laboratory's responsibility. Con-Test values your partnership on each project and will try to assist with missing information, but will not be held accountable.

I Have Not Confirmed Sample Container Numbers With Lab Staff Before Relinquishing Over Samples_____

con-test® ANALYTICAL LABORATORY

Doc# 277 Rev 5 2017

Login Sample Receipt Checklist - (Rejection Criteria Listing - Using Acceptance Policy) Any False Statement will be brought to the attention of the Client - State True or False

Client AECOM

Received By [illegible] Date 9/21/20 Time 2000

How were the samples received? In Cooler T No Cooler ____ On Ice T No Ice ____ Direct from Sampling ____ Ambient ____ Melted Ice ____

By Gun # 1 Actual Temp - 4.2

Were samples within Temperature? 2-6°C T By Blank # ____ Actual Temp - ____

Was Custody Seal Intact? n/a Were Samples Tampered with? n/a

Was COC Relinquished ? T Does Chain Agree With Samples? T

Are there broken/leaking/loose caps on any samples? F

Is COC in ink/ Legible? T Were samples received within holding time? T

Did COC include all pertinent Information? Client T Analysis T Sampler Name T Project T ID's T Collection Dates/Times T

Are Sample labels filled out and legible? T

Are there Lab to Filters? F Who was notified? ____

Are there Rushes? F Who was notified? ____

Are there Short Holds? F Who was notified? ____

Is there enough Volume? T

Is there Headspace where applicable? n/a MS/MSD? T

Proper Media/Containers Used? T Is splitting samples required? F

Were trip blanks received? F On COC? F

Do all samples have the proper pH? Acid n/a Base n/a

Vials	#	Containers:	#		#		#
Unp-		1 Liter Amb.		1 Liter Plastic		16 oz Amb.	
HCL-		500 mL Amb.		500 mL Plastic		8oz Amb/Clear	12
Meoh-	3	250 mL Amb.		250 mL Plastic		4oz Amb/Clear	
Bisulfate-	[illegible] 6	Flashpoint		Col./Bacteria		2oz Amb/Clear	
DI-		Other Glass		Other Plastic		Encore	
Thiosulfate-		SOC Kit		Plastic Bag		Frozen:	
Sulfuric-		Perchlorate		Ziplock			

Unused Media

Vials	#	Containers:	#		#		#
Unp-		1 Liter Amb.		1 Liter Plastic		16 oz Amb.	
HCL-		500 mL Amb.		500 mL Plastic		8oz Amb/Clear	
Meoh-		250 mL Amb.		250 mL Plastic		4oz Amb/Clear	
Bisulfate-		Col./Bacteria		Flashpoint		2oz Amb/Clear	
DI-		Other Plastic		Other Glass		Encore	
Thiosulfate-		SOC Kit		Plastic Bag		Frozen:	
Sulfuric-		Perchlorate		Ziplock			

Comments:

CT ETPH DISCRIMINATION CHECK

Data File Name D0925006.D
Data File Path C:\MSDChem\4\DATA\D092520\
Operator RDD
Date Acquired 9/25/1920 17:56
Acq. Method File EPH11D.M
Sample Name ETPH 1500
Instrument Name GCFID4

Name	Ret Time	Target Response	Average Response	*%D+/-20
C-9	1.57	7341662	8257421	11
C-10	2.23	7577180	8257421	8
C-12	3.18	7883050	8257421	5
C-14	3.90	8085677	8257421	2
C-16	4.52	8415726	8257421	-2
C-18	5.07	8575776	8257421	-4
C-20	5.68	8515426	8257421	-3
C-22	6.43	8602469	8257421	-4
C-24	7.28	8610058	8257421	-4
C-26	8.09	8550752	8257421	-4
C-28	8.83	8575445	8257421	-4
C-30	9.52	8425738	8257421	-2
C-32	10.16	8220388	8257421	0
C-34	10.75	8276992	8257421	0
C-36	11.35	8204977	8257421	1

Samples
20I1104-10
20I1104-11@5X

*One compound allowed %D</=50%

REASONABLE CONFIDENCE PROTOCOL
LABORATORY ANALYSIS QA/QC CERTIFICATION FORM

Laboratory Name: Con-Test Analytical Laboratory

Client: AECOM Environment - Rocky Hill, CT

Project Location: Greenwich, CT

Project Number: 20I1104

Laboratory Sample ID(s):

20I1104-01 thru 20I1104-11

Sample Date(s):

09/21/2020

List RCP Methods Used:

CTDEP ETPH, SW-846 6010D, SW-846 8082A, SW-846 8260C-D, SW-846 8270D-E

1	For each analytical method referenced in this laboratory report package, were all specified QA/QC performance criteria followed, including the requirement to explain any criteria falling outside of acceptable guidelines, as specified in the CTDEP method-specific Reasonable Confidence Protocol documents?	☑ Yes ☐ No
1A	Were the method specified preservation and holding time requirements met?	☑ Yes ☐ No
1B	VPH and EPH Methods only: Was the VPH and EPH method conducted without significant modifications (see Section 11.3 of respective RCP methods)?	☐ Yes ☐ No ☑ N/A
2	Were all samples received by the laboratory in a condition consistent with that described on the associated chain-of-custody document(s)?	☑ Yes ☐ No
3	Were samples received at an appropriate temperature (< 6 degrees C.)?	☑ Yes ☐ No ☐ N/A
4	Were all QA/QC performance criteria specified in the CTDEP Reasonable Confidence Protocol documents achieved?	☐ Yes ☑ No
5A	Were reporting limits specified or referenced on the chain-of-custody?	☑ Yes ☐ No
5B	Were these reporting limits met?	☐ Yes ☑ No
6	For each analytical method referenced in this laboratory report package, were results reported for all constituents identified in the method-specific analyte lists presented in the Reasonable Confidence Protocol documents?	☐ Yes ☑ No
7	Are project-specific matrix spikes and laboratory duplicates included in this data set?	☑ Yes ☐ No

Notes: For all questions to which the response was "No" (with the exception of question #7), additional information must be provided in an attached narrative. If the answer to question #1, #1A, or #1B is "No", the data package does not meet the requirements for "Reasonable Confidence."
This form may not be altered and all questions must be answered.

Lisa A. Worthington

I, the undersigned, attest under the pains and penalties of perjury that, to the best of my knowledge and belief and based upon my personal inquiry of those responsible for providing the information contained in this analytical report, such information is accurate and complete.

Authorized Signature: Lisa Worthington **Position:** **Technical Representative**

Printed Name: **Lisa A. Worthington** **Date:** **10/01/20**

Name of Laboratory: **Con-Test Analytical Laboratory**

This certification form is to be used for RCP methods only.

con-test® ANALYTICAL LABORATORY
39 Spruce Street * East Longmeadow, MA 01028 * FAX 413/525-6405 * TEL. 413/525-2332

October 5, 2020

Dan Seremet
AECOM Environment - Rocky Hill, CT
500 Enterprise Drive, Suite 1A
Rocky Hill, CT 06067

Project Location: Greenwich, CT
Client Job Number:
Project Number: 60432356
Laboratory Work Order Number: 20I1121

Enclosed are results of analyses for samples received by the laboratory on September 22, 2020. If you have any questions concerning this report, please feel free to contact me.

Sincerely,

Kaitlyn A. Feliciano
Project Manager

Table of Contents

Sample Summary 4

Case Narrative 6

Sample Results 9

20I1121-01 9

20I1121-02 14

20I1121-03 19

20I1121-04 21

20I1121-05 26

20I1121-06 28

20I1121-07 31

20I1121-08 36

20I1121-09 41

20I1121-10 46

Sample Preparation Information 51

QC Data 53

Semivolatile Organic Compounds by GC/MS 53

B267451 53

Polychlorinated Biphenyls with 3540 Soxhlet Extraction 56

B267587 56

Petroleum Hydrocarbons Analyses 58

B267232 58

Metals Analyses (Total) 59

B267245 59

B267499 60

Conventional Chemistry Parameters by EPA/APHA/SW-846 Methods (Total) 61

Table of Contents (continued)

B267434 61

Dual Column RPD Report 62

Flag/Qualifier Summary 74

Certifications 75

Chain of Custody/Sample Receipt 77

39 Spruce Street * East Longmeadow, MA 01028 * FAX 413/525-6405 * TEL. 413/525-2332

AECOM Environment - Rocky Hill, CT
500 Enterprise Drive, Suite 1A
Rocky Hill, CT 06067
ATTN: Dan Seremet

REPORT DATE: 10/5/2020

PURCHASE ORDER NUMBER: 99513ACM

PROJECT NUMBER: 60432356

ANALYTICAL SUMMARY

WORK ORDER NUMBER: 20I1121

The results of analyses performed on the following samples submitted to the CON-TEST Analytical Laboratory are found in this report.

PROJECT LOCATION: Greenwich, CT

FIELD SAMPLE #	LAB ID:	MATRIX	SAMPLE DESCRIPTION	TEST	SUB LAB
North-B1 (0.5-1)-1	20I1121-01	Soil		CTDEP ETPH	
				SM 2540G	
				SW-846 6010D	
				SW-846 7471B	
				SW-846 8082A	
				SW-846 8270D-E	
North-B1 (2-3)-1	20I1121-02	Soil		CTDEP ETPH	
				SM 2540G	
				SW-846 6010D	
				SW-846 7471B	
				SW-846 8082A	
				SW-846 8270D-E	
AL19 (1.5-2.0)-1	20I1121-03	Soil		SM 2540G	
				SW-846 8082A	
North-B4 (2-4)-1	20I1121-04	Soil		CTDEP ETPH	
				SM 2540G	
				SW-846 6010D	
				SW-846 7471B	
				SW-846 8082A	
				SW-846 8270D-E	
North-B4 (2-4)-2	20I1121-05	Soil		SM 2540G	
				SW-846 8082A	
Central-B3 (1-1.5)-1	20I1121-06	Soil		CTDEP ETPH	
				SM 2540G	
				SW-846 8270D-E	
North-B2 (0.5-1)-1	20I1121-07	Soil		CTDEP ETPH	
				SM 2540G	
				SW-846 6010D	
				SW-846 7471B	
				SW-846 8082A	
				SW-846 8270D-E	
North-B2 (2-3)-1	20I1121-08	Soil		CTDEP ETPH	
				SM 2540G	
				SW-846 6010D	
				SW-846 7471B	
				SW-846 8082A	
				SW-846 8270D-E	

39 Spruce Street * East Longmeadow, MA 01028 * FAX 413/525-6405 * TEL. 413/525-2332

AECOM Environment - Rocky Hill, CT
500 Enterprise Drive, Suite 1A
Rocky Hill, CT 06067
ATTN: Dan Seremet

REPORT DATE: 10/5/2020

PURCHASE ORDER NUMBER: 99513ACM

PROJECT NUMBER: 60432356

ANALYTICAL SUMMARY

WORK ORDER NUMBER: 20I1121

The results of analyses performed on the following samples submitted to the CON-TEST Analytical Laboratory are found in this report.

PROJECT LOCATION: Greenwich, CT

FIELD SAMPLE #	LAB ID:	MATRIX	SAMPLE DESCRIPTION	TEST	SUB LAB
North-B3 (2-3)-1	20I1121-09	Soil		CTDEP ETPH	
				SM 2540G	
				SW-846 6010D	
				SW-846 7471B	
				SW-846 8082A	
				SW-846 8270D-E	
North-B3 (0.5-1)-1	20I1121-10	Soil		CTDEP ETPH	
				SM 2540G	
				SW-846 6010D	
				SW-846 7471B	
				SW-846 8082A	
				SW-846 8270D-E	

con-test® ANALYTICAL LABORATORY

39 Spruce Street * East Longmeadow, MA 01028 * FAX 413/525-6405 * TEL. 413/525-2332

CASE NARRATIVE SUMMARY

All reported results are within defined laboratory quality control objectives unless listed below or otherwise qualified in this report.

For method 6010, only a select list of metals was requested and reported.

For method 8270E, only PAHs were requested and reported.

con-test® ANALYTICAL LABORATORY

39 Spruce Street * East Longmeadow, MA 01028 * FAX 413/525-6405 * TEL. 413/525-2332

CTDEP ETPH

Qualifications:

MS-19

Sample to spike ratio is greater than or equal to 4:1. Spiked amount is not representative of the native amount in the sample. Appropriate or meaningful recoveries cannot be calculated.

Analyte & Samples(s) Qualified:

CT ETPH

20I1121-08[North-B2 (2-3)-1], B267232-MS1, B267232-MSD1

S-01

The surrogate recovery for this sample is not available due to sample dilution below the surrogate reporting limit required from high analyte concentration and/or matrix interferences.

Analyte & Samples(s) Qualified:

2-Fluorobiphenyl

20I1121-01[North-B1 (0.5-1)-1]

SW-846 6010D

Qualifications:

MS-19

Sample to spike ratio is greater than or equal to 4:1. Spiked amount is not representative of the native amount in the sample. Appropriate or meaningful recoveries cannot be calculated.

Analyte & Samples(s) Qualified:

Barium

20I1121-08[North-B2 (2-3)-1], B267245-MS1, B267245-MSD1

Lead

20I1121-08[North-B2 (2-3)-1], B267245-MS1, B267245-MSD1

MS-22

Either matrix spike or MS duplicate is outside of control limits, but the other is within limits. RPD between the two MS/MSD results is within method specified criteria.

Analyte & Samples(s) Qualified:

Chromium

B267245-MS1

SW-846 7471B

Qualifications:

R-05

Laboratory fortified blank duplicate RPD is outside of control limits. Reduced precision is anticipated for any reported value for this compound.

Analyte & Samples(s) Qualified:

Mercury

B267499-BSD1

SW-846 8082A

Qualifications:

MS-21

Matrix spike and/or spike duplicate recovery bias high due to contribution of other Aroclors present in the source sample.

Analyte & Samples(s) Qualified:

Aroclor-1016

B267587-MS1, B267587-MSD1

Aroclor-1016 [2C]

B267587-MS1, B267587-MSD1

Aroclor-1260

B267587-MS1, B267587-MSD1

Aroclor-1260 [2C]

B267587-MSD1

39 Spruce Street * East Longmeadow, MA 01028 * FAX 413/525-6405 * TEL. 413/525-2332

S-01

The surrogate recovery for this sample is not available due to sample dilution below the surrogate reporting limit required from high analyte concentration and/or matrix interferences.

Analyte & Samples(s) Qualified:

Decachlorobiphenyl
20I1121-04[North-B4 (2-4)-1], 20I1121-05[North-B4 (2-4)-2], 20I1121-08[North-B2 (2-3)-1]

Decachlorobiphenyl [2C]
20I1121-04[North-B4 (2-4)-1], 20I1121-05[North-B4 (2-4)-2], 20I1121-08[North-B2 (2-3)-1]

Tetrachloro-m-xylene
20I1121-04[North-B4 (2-4)-1], 20I1121-05[North-B4 (2-4)-2], 20I1121-08[North-B2 (2-3)-1]

Tetrachloro-m-xylene [2C]
20I1121-04[North-B4 (2-4)-1], 20I1121-05[North-B4 (2-4)-2], 20I1121-08[North-B2 (2-3)-1]

The results of analyses reported only relate to samples submitted to the Con-Test Analytical Laboratory for testing.
I certify that the analyses listed above, unless specifically listed as subcontracted, if any, were performed under my direction according to the approved methodologies listed in this document, and that based upon my inquiry of those individuals immediately responsible for obtaining the information, the material contained in this report is, to the best of my knowledge and belief, accurate and complete.

Lisa A. Worthington
Technical Representative

con-test® ANALYTICAL LABORATORY

39 Spruce Street * East Longmeadow, MA 01028 * FAX 413/525-6405 * TEL. 413/525-2332

Project Location: Greenwich, CT
Sample Description:
Work Order: 20I1121

Date Received: 9/22/2020

Field Sample #: North-B1 (0.5-1)-1
Sampled: 9/22/2020 07:25

Sample ID: 20I1121-01

Sample Matrix: Soil

Semivolatile Organic Compounds by GC/MS

Analyte	Results	RL	Units	Dilution	Flag/Qual	Method	Date Prepared	Date/Time Analyzed	Analyst
Acenaphthene	ND	0.18	mg/Kg dry	1		SW-846 8270D-E	9/28/20	9/30/20 16:55	BGL
Acenaphthylene	ND	0.18	mg/Kg dry	1		SW-846 8270D-E	9/28/20	9/30/20 16:55	BGL
Anthracene	ND	0.18	mg/Kg dry	1		SW-846 8270D-E	9/28/20	9/30/20 16:55	BGL
Benzo(a)anthracene	0.21	0.18	mg/Kg dry	1		SW-846 8270D-E	9/28/20	9/30/20 16:55	BGL
Benzo(a)pyrene	0.21	0.18	mg/Kg dry	1		SW-846 8270D-E	9/28/20	9/30/20 16:55	BGL
Benzo(b)fluoranthene	0.25	0.18	mg/Kg dry	1		SW-846 8270D-E	9/28/20	9/30/20 16:55	BGL
Benzo(g,h,i)perylene	ND	0.18	mg/Kg dry	1		SW-846 8270D-E	9/28/20	9/30/20 16:55	BGL
Benzo(k)fluoranthene	ND	0.18	mg/Kg dry	1		SW-846 8270D-E	9/28/20	9/30/20 16:55	BGL
Chrysene	0.21	0.18	mg/Kg dry	1		SW-846 8270D-E	9/28/20	9/30/20 16:55	BGL
Dibenz(a,h)anthracene	ND	0.18	mg/Kg dry	1		SW-846 8270D-E	9/28/20	9/30/20 16:55	BGL
Fluoranthene	0.40	0.18	mg/Kg dry	1		SW-846 8270D-E	9/28/20	9/30/20 16:55	BGL
Fluorene	ND	0.18	mg/Kg dry	1		SW-846 8270D-E	9/28/20	9/30/20 16:55	BGL
Indeno(1,2,3-cd)pyrene	ND	0.18	mg/Kg dry	1		SW-846 8270D-E	9/28/20	9/30/20 16:55	BGL
2-Methylnaphthalene	ND	0.18	mg/Kg dry	1		SW-846 8270D-E	9/28/20	9/30/20 16:55	BGL
Naphthalene	ND	0.18	mg/Kg dry	1		SW-846 8270D-E	9/28/20	9/30/20 16:55	BGL
Phenanthrene	0.30	0.18	mg/Kg dry	1		SW-846 8270D-E	9/28/20	9/30/20 16:55	BGL
Pyrene	0.44	0.18	mg/Kg dry	1		SW-846 8270D-E	9/28/20	9/30/20 16:55	BGL

Surrogates	% Recovery	Recovery Limits	Flag/Qual	
Nitrobenzene-d5	55.0	30-130		9/30/20 16:55
2-Fluorobiphenyl	56.4	30-130		9/30/20 16:55
p-Terphenyl-d14	69.1	30-130		9/30/20 16:55

con-test® ANALYTICAL LABORATORY
39 Spruce Street * East Longmeadow, MA 01028 * FAX 413/525-6405 * TEL. 413/525-2332

Project Location: Greenwich, CT
Sample Description:
Work Order: 20I1121
Date Received: 9/22/2020
Field Sample #: North-B1 (0.5-1)-1
Sampled: 9/22/2020 07:25
Sample ID: 20I1121-01
Sample Matrix: Soil

Polychlorinated Biphenyls with 3540 Soxhlet Extraction

Analyte	Results	RL	Units	Dilution	Flag/Qual	Method	Date Prepared	Date/Time Analyzed	Analyst
Aroclor-1016 [1]	ND	0.086	mg/Kg dry	4		SW-846 8082A	9/30/20	10/3/20 0:02	JMB
Aroclor-1221 [1]	ND	0.086	mg/Kg dry	4		SW-846 8082A	9/30/20	10/3/20 0:02	JMB
Aroclor-1232 [1]	ND	0.086	mg/Kg dry	4		SW-846 8082A	9/30/20	10/3/20 0:02	JMB
Aroclor-1242 [1]	ND	0.086	mg/Kg dry	4		SW-846 8082A	9/30/20	10/3/20 0:02	JMB
Aroclor-1248 [1]	ND	0.086	mg/Kg dry	4		SW-846 8082A	9/30/20	10/3/20 0:02	JMB
Aroclor-1254 [1]	ND	0.086	mg/Kg dry	4		SW-846 8082A	9/30/20	10/3/20 0:02	JMB
Aroclor-1260 [1]	ND	0.086	mg/Kg dry	4		SW-846 8082A	9/30/20	10/3/20 0:02	JMB
Aroclor-1262 [1]	ND	0.086	mg/Kg dry	4		SW-846 8082A	9/30/20	10/3/20 0:02	JMB
Aroclor-1268 [1]	ND	0.086	mg/Kg dry	4		SW-846 8082A	9/30/20	10/3/20 0:02	JMB

Surrogates	% Recovery	Recovery Limits	Flag/Qual	
Decachlorobiphenyl [1]	107	30-150		10/3/20 0:02
Decachlorobiphenyl [2]	110	30-150		10/3/20 0:02
Tetrachloro-m-xylene [1]	94.6	30-150		10/3/20 0:02
Tetrachloro-m-xylene [2]	87.5	30-150		10/3/20 0:02

con-test® ANALYTICAL LABORATORY
39 Spruce Street * East Longmeadow, MA 01028 * FAX 413/525-6405 * TEL. 413/525-2332

Project Location: Greenwich, CT
Sample Description:
Work Order: 20I1121
Date Received: 9/22/2020
Field Sample #: North-B1 (0.5-1)-1
Sampled: 9/22/2020 07:25
Sample ID: 20I1121-01
Sample Matrix: Soil

Petroleum Hydrocarbons Analyses

Analyte	Results	RL	Units	Dilution	Flag/Qual	Method	Date Prepared	Date/Time Analyzed	Analyst
CT ETPH	1400	420	mg/Kg dry	20		CTDEP ETPH	9/24/20	9/26/20 6:42	RDD

Surrogates	% Recovery	Recovery Limits	Flag/Qual	
2-Fluorobiphenyl	*	50-150	S-01	9/26/20 6:42

con-test® ANALYTICAL LABORATORY
39 Spruce Street * East Longmeadow, MA 01028 * FAX 413/525-6405 * TEL. 413/525-2332

Project Location: Greenwich, CT
Sample Description:
Work Order: 20I1121

Date Received: 9/22/2020

Field Sample #: North-B1 (0.5-1)-1
Sampled: 9/22/2020 07:25

Sample ID: 20I1121-01

Sample Matrix: Soil

Metals Analyses (Total)

Analyte	Results	RL	Units	Dilution	Flag/Qual	Method	Date Prepared	Date/Time Analyzed	Analyst
Arsenic	4.6	3.6	mg/Kg dry	1		SW-846 6010D	9/24/20	9/28/20 6:30	MJH
Barium	80	1.8	mg/Kg dry	1		SW-846 6010D	9/24/20	9/28/20 6:30	MJH
Cadmium	ND	0.36	mg/Kg dry	1		SW-846 6010D	9/24/20	9/28/20 6:30	MJH
Chromium	18	0.71	mg/Kg dry	1		SW-846 6010D	9/24/20	9/28/20 6:30	MJH
Lead	22	0.53	mg/Kg dry	1		SW-846 6010D	9/24/20	9/28/20 6:30	MJH
Mercury	ND	0.027	mg/Kg dry	1		SW-846 7471B	9/29/20	9/30/20 12:08	CJV
Selenium	ND	3.6	mg/Kg dry	1		SW-846 6010D	9/24/20	9/28/20 6:30	MJH
Silver	ND	0.36	mg/Kg dry	1		SW-846 6010D	9/24/20	9/28/20 6:30	MJH

39 Spruce Street * East Longmeadow, MA 01028 * FAX 413/525-6405 * TEL. 413/525-2332

Project Location: Greenwich, CT
Sample Description:
Work Order: 20I1121

Date Received: 9/22/2020

Field Sample #: North-B1 (0.5-1)-1
Sampled: 9/22/2020 07:25

Sample ID: 20I1121-01

Sample Matrix: Soil

Conventional Chemistry Parameters by EPA/APHA/SW-846 Methods (Total)

Analyte	Results	RL	Units	Dilution	Flag/Qual	Method	Date Prepared	Date/Time Analyzed	Analyst
% Solids	92.8		% Wt	1		SM 2540G	9/28/20	9/29/20 7:50	CBM

con-test® ANALYTICAL LABORATORY

39 Spruce Street * East Longmeadow, MA 01028 * FAX 413/525-6405 * TEL. 413/525-2332

Project Location: Greenwich, CT
Sample Description:
Work Order: 20I1121

Date Received: 9/22/2020

Field Sample #: North-B1 (2-3)-1
Sampled: 9/22/2020 07:55

Sample ID: 20I1121-02

Sample Matrix: Soil

Semivolatile Organic Compounds by GC/MS

Analyte	Results	RL	Units	Dilution	Flag/Qual	Method	Date Prepared	Date/Time Analyzed	Analyst
Acenaphthene	ND	0.19	mg/Kg dry	1		SW-846 8270D-E	9/28/20	9/30/20 17:48	BGL
Acenaphthylene	ND	0.19	mg/Kg dry	1		SW-846 8270D-E	9/28/20	9/30/20 17:48	BGL
Anthracene	0.31	0.19	mg/Kg dry	1		SW-846 8270D-E	9/28/20	9/30/20 17:48	BGL
Benzo(a)anthracene	0.50	0.19	mg/Kg dry	1		SW-846 8270D-E	9/28/20	9/30/20 17:48	BGL
Benzo(a)pyrene	0.46	0.19	mg/Kg dry	1		SW-846 8270D-E	9/28/20	9/30/20 17:48	BGL
Benzo(b)fluoranthene	0.51	0.19	mg/Kg dry	1		SW-846 8270D-E	9/28/20	9/30/20 17:48	BGL
Benzo(g,h,i)perylene	0.20	0.19	mg/Kg dry	1		SW-846 8270D-E	9/28/20	9/30/20 17:48	BGL
Benzo(k)fluoranthene	0.22	0.19	mg/Kg dry	1		SW-846 8270D-E	9/28/20	9/30/20 17:48	BGL
Chrysene	0.43	0.19	mg/Kg dry	1		SW-846 8270D-E	9/28/20	9/30/20 17:48	BGL
Dibenz(a,h)anthracene	ND	0.19	mg/Kg dry	1		SW-846 8270D-E	9/28/20	9/30/20 17:48	BGL
Fluoranthene	1.1	0.19	mg/Kg dry	1		SW-846 8270D-E	9/28/20	9/30/20 17:48	BGL
Fluorene	ND	0.19	mg/Kg dry	1		SW-846 8270D-E	9/28/20	9/30/20 17:48	BGL
Indeno(1,2,3-cd)pyrene	0.26	0.19	mg/Kg dry	1		SW-846 8270D-E	9/28/20	9/30/20 17:48	BGL
2-Methylnaphthalene	ND	0.19	mg/Kg dry	1		SW-846 8270D-E	9/28/20	9/30/20 17:48	BGL
Naphthalene	ND	0.19	mg/Kg dry	1		SW-846 8270D-E	9/28/20	9/30/20 17:48	BGL
Phenanthrene	0.86	0.19	mg/Kg dry	1		SW-846 8270D-E	9/28/20	9/30/20 17:48	BGL
Pyrene	1.1	0.19	mg/Kg dry	1		SW-846 8270D-E	9/28/20	9/30/20 17:48	BGL

Surrogates	% Recovery	Recovery Limits	Flag/Qual	
Nitrobenzene-d5	62.4	30-130		9/30/20 17:48
2-Fluorobiphenyl	72.6	30-130		9/30/20 17:48
p-Terphenyl-d14	94.5	30-130		9/30/20 17:48

con-test® ANALYTICAL LABORATORY
39 Spruce Street * East Longmeadow, MA 01028 * FAX 413/525-6405 * TEL. 413/525-2332

Project Location: Greenwich, CT
Sample Description:
Work Order: 20I1121
Date Received: 9/22/2020
Field Sample #: North-B1 (2-3)-1
Sampled: 9/22/2020 07:55
Sample ID: 20I1121-02
Sample Matrix: Soil

Polychlorinated Biphenyls with 3540 Soxhlet Extraction

Analyte	Results	RL	Units	Dilution	Flag/Qual	Method	Date Prepared	Date/Time Analyzed	Analyst
Aroclor-1016 [1]	ND	0.089	mg/Kg dry	4		SW-846 8082A	9/30/20	10/3/20 0:20	JMB
Aroclor-1221 [1]	ND	0.089	mg/Kg dry	4		SW-846 8082A	9/30/20	10/3/20 0:20	JMB
Aroclor-1232 [1]	ND	0.089	mg/Kg dry	4		SW-846 8082A	9/30/20	10/3/20 0:20	JMB
Aroclor-1242 [1]	ND	0.089	mg/Kg dry	4		SW-846 8082A	9/30/20	10/3/20 0:20	JMB
Aroclor-1248 [2]	0.71	0.089	mg/Kg dry	4		SW-846 8082A	9/30/20	10/3/20 0:20	JMB
Aroclor-1254 [1]	ND	0.089	mg/Kg dry	4		SW-846 8082A	9/30/20	10/3/20 0:20	JMB
Aroclor-1260 [1]	ND	0.089	mg/Kg dry	4		SW-846 8082A	9/30/20	10/3/20 0:20	JMB
Aroclor-1262 [1]	ND	0.089	mg/Kg dry	4		SW-846 8082A	9/30/20	10/3/20 0:20	JMB
Aroclor-1268 [1]	ND	0.089	mg/Kg dry	4		SW-846 8082A	9/30/20	10/3/20 0:20	JMB

Surrogates	% Recovery	Recovery Limits	Flag/Qual	
Decachlorobiphenyl [1]	102	30-150		10/3/20 0:20
Decachlorobiphenyl [2]	103	30-150		10/3/20 0:20
Tetrachloro-m-xylene [1]	104	30-150		10/3/20 0:20
Tetrachloro-m-xylene [2]	97.9	30-150		10/3/20 0:20

con-test® ANALYTICAL LABORATORY

39 Spruce Street * East Longmeadow, MA 01028 * FAX 413/525-6405 * TEL. 413/525-2332

Project Location: Greenwich, CT
Sample Description:
Work Order: 20I1121

Date Received: 9/22/2020

Field Sample #: North-B1 (2-3)-1
Sampled: 9/22/2020 07:55

Sample ID: 20I1121-02

Sample Matrix: Soil

Petroleum Hydrocarbons Analyses

Analyte	Results	RL	Units	Dilution	Flag/Qual	Method	Date Prepared	Date/Time Analyzed	Analyst
CT ETPH	56	11	mg/Kg dry	1		CTDEP ETPH	9/24/20	9/26/20 4:18	RDD

Surrogates	% Recovery	Recovery Limits	Flag/Qual	
2-Fluorobiphenyl	59.1	50-150		9/26/20 4:18

con-test® ANALYTICAL LABORATORY
39 Spruce Street * East Longmeadow, MA 01028 * FAX 413/525-6405 * TEL. 413/525-2332

Project Location: Greenwich, CT
Sample Description:
Work Order: 20I1121
Date Received: 9/22/2020
Field Sample #: North-B1 (2-3)-1
Sampled: 9/22/2020 07:55
Sample ID: 20I1121-02
Sample Matrix: Soil

Metals Analyses (Total)

Analyte	Results	RL	Units	Dilution	Flag/Qual	Method	Date Prepared	Date/Time Analyzed	Analyst
Arsenic	ND	3.6	mg/Kg dry	1		SW-846 6010D	9/24/20	9/28/20 6:46	MJH
Barium	130	1.8	mg/Kg dry	1		SW-846 6010D	9/24/20	9/28/20 6:46	MJH
Cadmium	ND	0.36	mg/Kg dry	1		SW-846 6010D	9/24/20	9/28/20 6:46	MJH
Chromium	39	0.72	mg/Kg dry	1		SW-846 6010D	9/24/20	9/28/20 6:46	MJH
Lead	29	0.54	mg/Kg dry	1		SW-846 6010D	9/24/20	9/28/20 6:46	MJH
Mercury	0.036	0.028	mg/Kg dry	1		SW-846 7471B	9/29/20	9/30/20 12:10	CJV
Selenium	ND	3.6	mg/Kg dry	1		SW-846 6010D	9/24/20	9/28/20 6:46	MJH
Silver	ND	0.36	mg/Kg dry	1		SW-846 6010D	9/24/20	9/28/20 6:46	MJH

con-test® ANALYTICAL LABORATORY

39 Spruce Street * East Longmeadow, MA 01028 * FAX 413/525-6405 * TEL. 413/525-2332

Project Location: Greenwich, CT
Sample Description:
Work Order: 20I1121

Date Received: 9/22/2020

Field Sample #: North-B1 (2-3)-1
Sampled: 9/22/2020 07:55

Sample ID: 20I1121-02

Sample Matrix: Soil

Conventional Chemistry Parameters by EPA/APHA/SW-846 Methods (Total)

Analyte	Results	RL	Units	Dilution	Flag/Qual	Method	Date Prepared	Date/Time Analyzed	Analyst
% Solids	90.1		% Wt	1		SM 2540G	9/28/20	9/29/20 7:50	CBM

con-test® ANALYTICAL LABORATORY

39 Spruce Street * East Longmeadow, MA 01028 * FAX 413/525-6405 * TEL. 413/525-2332

Project Location: Greenwich, CT
Sample Description:
Work Order: 20I1121

Date Received: 9/22/2020

Field Sample #: AL19 (1.5-2.0)-1
Sampled: 9/22/2020 08:45

Sample ID: 20I1121-03

Sample Matrix: Soil

Polychlorinated Biphenyls with 3540 Soxhlet Extraction

Analyte	Results	RL	Units	Dilution	Flag/Qual	Method	Date Prepared	Date/Time Analyzed	Analyst
Aroclor-1016 [1]	ND	0.085	mg/Kg dry	4		SW-846 8082A	9/30/20	10/3/20 0:37	JMB
Aroclor-1221 [1]	ND	0.085	mg/Kg dry	4		SW-846 8082A	9/30/20	10/3/20 0:37	JMB
Aroclor-1232 [1]	ND	0.085	mg/Kg dry	4		SW-846 8082A	9/30/20	10/3/20 0:37	JMB
Aroclor-1242 [1]	ND	0.085	mg/Kg dry	4		SW-846 8082A	9/30/20	10/3/20 0:37	JMB
Aroclor-1248 [1]	0.12	0.085	mg/Kg dry	4		SW-846 8082A	9/30/20	10/3/20 0:37	JMB
Aroclor-1254 [1]	ND	0.085	mg/Kg dry	4		SW-846 8082A	9/30/20	10/3/20 0:37	JMB
Aroclor-1260 [1]	ND	0.085	mg/Kg dry	4		SW-846 8082A	9/30/20	10/3/20 0:37	JMB
Aroclor-1262 [1]	ND	0.085	mg/Kg dry	4		SW-846 8082A	9/30/20	10/3/20 0:37	JMB
Aroclor-1268 [1]	ND	0.085	mg/Kg dry	4		SW-846 8082A	9/30/20	10/3/20 0:37	JMB

Surrogates	% Recovery	Recovery Limits	Flag/Qual	
Decachlorobiphenyl [1]	110	30-150		10/3/20 0:37
Decachlorobiphenyl [2]	111	30-150		10/3/20 0:37
Tetrachloro-m-xylene [1]	92.9	30-150		10/3/20 0:37
Tetrachloro-m-xylene [2]	102	30-150		10/3/20 0:37

con-test® ANALYTICAL LABORATORY

39 Spruce Street * East Longmeadow, MA 01028 * FAX 413/525-6405 * TEL. 413/525-2332

Project Location: Greenwich, CT
Sample Description:
Work Order: 20I1121

Date Received: 9/22/2020

Field Sample #: AL19 (1.5-2.0)-1
Sampled: 9/22/2020 08:45

Sample ID: 20I1121-03

Sample Matrix: Soil

Conventional Chemistry Parameters by EPA/APHA/SW-846 Methods (Total)

Analyte	Results	RL	Units	Dilution	Flag/Qual	Method	Date Prepared	Date/Time Analyzed	Analyst
% Solids	94.5		% Wt	1		SM 2540G	9/28/20	9/29/20 7:50	CBM

con-test® ANALYTICAL LABORATORY
39 Spruce Street * East Longmeadow, MA 01028 * FAX 413/525-6405 * TEL. 413/525-2332

Project Location: Greenwich, CT
Sample Description:
Work Order: 20I1121
Date Received: 9/22/2020
Field Sample #: North-B4 (2-4)-1
Sampled: 9/22/2020 08:45
Sample ID: 20I1121-04
Sample Matrix: Soil

Semivolatile Organic Compounds by GC/MS

Analyte	Results	RL	Units	Dilution	Flag/Qual	Method	Date Prepared	Date/Time Analyzed	Analyst
Acenaphthene	ND	0.18	mg/Kg dry	1		SW-846 8270D-E	9/28/20	9/30/20 18:14	BGL
Acenaphthylene	ND	0.18	mg/Kg dry	1		SW-846 8270D-E	9/28/20	9/30/20 18:14	BGL
Anthracene	ND	0.18	mg/Kg dry	1		SW-846 8270D-E	9/28/20	9/30/20 18:14	BGL
Benzo(a)anthracene	ND	0.18	mg/Kg dry	1		SW-846 8270D-E	9/28/20	9/30/20 18:14	BGL
Benzo(a)pyrene	ND	0.18	mg/Kg dry	1		SW-846 8270D-E	9/28/20	9/30/20 18:14	BGL
Benzo(b)fluoranthene	ND	0.18	mg/Kg dry	1		SW-846 8270D-E	9/28/20	9/30/20 18:14	BGL
Benzo(g,h,i)perylene	ND	0.18	mg/Kg dry	1		SW-846 8270D-E	9/28/20	9/30/20 18:14	BGL
Benzo(k)fluoranthene	ND	0.18	mg/Kg dry	1		SW-846 8270D-E	9/28/20	9/30/20 18:14	BGL
Chrysene	ND	0.18	mg/Kg dry	1		SW-846 8270D-E	9/28/20	9/30/20 18:14	BGL
Dibenz(a,h)anthracene	ND	0.18	mg/Kg dry	1		SW-846 8270D-E	9/28/20	9/30/20 18:14	BGL
Fluoranthene	ND	0.18	mg/Kg dry	1		SW-846 8270D-E	9/28/20	9/30/20 18:14	BGL
Fluorene	ND	0.18	mg/Kg dry	1		SW-846 8270D-E	9/28/20	9/30/20 18:14	BGL
Indeno(1,2,3-cd)pyrene	ND	0.18	mg/Kg dry	1		SW-846 8270D-E	9/28/20	9/30/20 18:14	BGL
2-Methylnaphthalene	ND	0.18	mg/Kg dry	1		SW-846 8270D-E	9/28/20	9/30/20 18:14	BGL
Naphthalene	ND	0.18	mg/Kg dry	1		SW-846 8270D-E	9/28/20	9/30/20 18:14	BGL
Phenanthrene	ND	0.18	mg/Kg dry	1		SW-846 8270D-E	9/28/20	9/30/20 18:14	BGL
Pyrene	ND	0.18	mg/Kg dry	1		SW-846 8270D-E	9/28/20	9/30/20 18:14	BGL

Surrogates	% Recovery	Recovery Limits	Flag/Qual	
Nitrobenzene-d5	53.4	30-130		9/30/20 18:14
2-Fluorobiphenyl	61.2	30-130		9/30/20 18:14
p-Terphenyl-d14	80.2	30-130		9/30/20 18:14

con-test® ANALYTICAL LABORATORY

39 Spruce Street * East Longmeadow, MA 01028 * FAX 413/525-6405 * TEL. 413/525-2332

Project Location: Greenwich, CT
Sample Description:
Work Order: 20I1121

Date Received: 9/22/2020

Field Sample #: North-B4 (2-4)-1
Sampled: 9/22/2020 08:45

Sample ID: 20I1121-04

Sample Matrix: Soil

Polychlorinated Biphenyls with 3540 Soxhlet Extraction

Analyte	Results	RL	Units	Dilution	Flag/Qual	Method	Date Prepared	Date/Time Analyzed	Analyst
Aroclor-1016 [1]	ND	0.87	mg/Kg dry	40		SW-846 8082A	9/30/20	10/3/20 0:55	JMB
Aroclor-1221 [1]	ND	0.87	mg/Kg dry	40		SW-846 8082A	9/30/20	10/3/20 0:55	JMB
Aroclor-1232 [1]	ND	0.87	mg/Kg dry	40		SW-846 8082A	9/30/20	10/3/20 0:55	JMB
Aroclor-1242 [1]	ND	0.87	mg/Kg dry	40		SW-846 8082A	9/30/20	10/3/20 0:55	JMB
Aroclor-1248 [2]	4.1	0.87	mg/Kg dry	40		SW-846 8082A	9/30/20	10/3/20 0:55	JMB
Aroclor-1254 [1]	ND	0.87	mg/Kg dry	40		SW-846 8082A	9/30/20	10/3/20 0:55	JMB
Aroclor-1260 [1]	ND	0.87	mg/Kg dry	40		SW-846 8082A	9/30/20	10/3/20 0:55	JMB
Aroclor-1262 [1]	ND	0.87	mg/Kg dry	40		SW-846 8082A	9/30/20	10/3/20 0:55	JMB
Aroclor-1268 [1]	ND	0.87	mg/Kg dry	40		SW-846 8082A	9/30/20	10/3/20 0:55	JMB

Surrogates	% Recovery	Recovery Limits	Flag/Qual	
Decachlorobiphenyl [1]	*	30-150	S-01	10/3/20 0:55
Decachlorobiphenyl [2]	*	30-150	S-01	10/3/20 0:55
Tetrachloro-m-xylene [1]	*	30-150	S-01	10/3/20 0:55
Tetrachloro-m-xylene [2]	*	30-150	S-01	10/3/20 0:55

con-test® ANALYTICAL LABORATORY
39 Spruce Street * East Longmeadow, MA 01028 * FAX 413/525-6405 * TEL. 413/525-2332

Project Location: Greenwich, CT
Sample Description:
Work Order: 20I1121
Date Received: 9/22/2020
Field Sample #: North-B4 (2-4)-1
Sampled: 9/22/2020 08:45
Sample ID: 20I1121-04
Sample Matrix: Soil

Petroleum Hydrocarbons Analyses

Analyte	Results	RL	Units	Dilution	Flag/Qual	Method	Date Prepared	Date/Time Analyzed	Analyst
CT ETPH	89	11	mg/Kg dry	1		CTDEP ETPH	9/24/20	9/26/20 4:38	RDD

Surrogates	% Recovery	Recovery Limits	Flag/Qual	
2-Fluorobiphenyl	63.2	50-150		9/26/20 4:38

con-test® ANALYTICAL LABORATORY
39 Spruce Street * East Longmeadow, MA 01028 * FAX 413/525-6405 * TEL. 413/525-2332

Project Location: Greenwich, CT
Sample Description:
Work Order: 20I1121
Date Received: 9/22/2020
Field Sample #: North-B4 (2-4)-1
Sampled: 9/22/2020 08:45
Sample ID: 20I1121-04
Sample Matrix: Soil

Metals Analyses (Total)

Analyte	Results	RL	Units	Dilution	Flag/Qual	Method	Date Prepared	Date/Time Analyzed	Analyst
Arsenic	ND	3.6	mg/Kg dry	1		SW-846 6010D	9/24/20	9/28/20 6:51	MJH
Barium	160	1.8	mg/Kg dry	1		SW-846 6010D	9/24/20	9/28/20 6:51	MJH
Cadmium	ND	0.36	mg/Kg dry	1		SW-846 6010D	9/24/20	9/28/20 6:51	MJH
Chromium	31	0.71	mg/Kg dry	1		SW-846 6010D	9/24/20	9/28/20 6:51	MJH
Lead	37	0.54	mg/Kg dry	1		SW-846 6010D	9/24/20	9/28/20 6:51	MJH
Mercury	0.029	0.027	mg/Kg dry	1		SW-846 7471B	9/29/20	9/30/20 12:11	CJV
Selenium	ND	3.6	mg/Kg dry	1		SW-846 6010D	9/24/20	9/28/20 6:51	MJH
Silver	ND	0.36	mg/Kg dry	1		SW-846 6010D	9/24/20	9/28/20 6:51	MJH

con-test® ANALYTICAL LABORATORY

39 Spruce Street * East Longmeadow, MA 01028 * FAX 413/525-6405 * TEL. 413/525-2332

Project Location: Greenwich, CT
Sample Description:
Work Order: 20I1121

Date Received: 9/22/2020

Field Sample #: North-B4 (2-4)-1
Sampled: 9/22/2020 08:45

Sample ID: 20I1121-04

Sample Matrix: Soil

Conventional Chemistry Parameters by EPA/APHA/SW-846 Methods (Total)

Analyte	Results	RL	Units	Dilution	Flag/Qual	Method	Date Prepared	Date/Time Analyzed	Analyst
% Solids	92.3		% Wt	1		SM 2540G	9/28/20	9/29/20 7:50	CBM

con-test® ANALYTICAL LABORATORY
39 Spruce Street * East Longmeadow, MA 01028 * FAX 413/525-6405 * TEL. 413/525-2332

Project Location: Greenwich, CT
Sample Description:
Work Order: 20I1121
Date Received: 9/22/2020
Field Sample #: North-B4 (2-4)-2
Sampled: 9/22/2020 08:50
Sample ID: 20I1121-05
Sample Matrix: Soil

Polychlorinated Biphenyls with 3540 Soxhlet Extraction

Analyte	Results	RL	Units	Dilution	Flag/Qual	Method	Date Prepared	Date/Time Analyzed	Analyst
Aroclor-1016 [1]	ND	0.87	mg/Kg dry	40		SW-846 8082A	9/30/20	10/3/20 1:13	JMB
Aroclor-1221 [1]	ND	0.87	mg/Kg dry	40		SW-846 8082A	9/30/20	10/3/20 1:13	JMB
Aroclor-1232 [1]	ND	0.87	mg/Kg dry	40		SW-846 8082A	9/30/20	10/3/20 1:13	JMB
Aroclor-1242 [1]	ND	0.87	mg/Kg dry	40		SW-846 8082A	9/30/20	10/3/20 1:13	JMB
Aroclor-1248 [2]	4.2	0.87	mg/Kg dry	40		SW-846 8082A	9/30/20	10/3/20 1:13	JMB
Aroclor-1254 [1]	ND	0.87	mg/Kg dry	40		SW-846 8082A	9/30/20	10/3/20 1:13	JMB
Aroclor-1260 [1]	ND	0.87	mg/Kg dry	40		SW-846 8082A	9/30/20	10/3/20 1:13	JMB
Aroclor-1262 [1]	ND	0.87	mg/Kg dry	40		SW-846 8082A	9/30/20	10/3/20 1:13	JMB
Aroclor-1268 [1]	ND	0.87	mg/Kg dry	40		SW-846 8082A	9/30/20	10/3/20 1:13	JMB

Surrogates	% Recovery	Recovery Limits	Flag/Qual	
Decachlorobiphenyl [1]	*	30-150	S-01	10/3/20 1:13
Decachlorobiphenyl [2]	*	30-150	S-01	10/3/20 1:13
Tetrachloro-m-xylene [1]	*	30-150	S-01	10/3/20 1:13
Tetrachloro-m-xylene [2]	*	30-150	S-01	10/3/20 1:13

con-test® ANALYTICAL LABORATORY

39 Spruce Street * East Longmeadow, MA 01028 * FAX 413/525-6405 * TEL. 413/525-2332

Project Location: Greenwich, CT
Sample Description:
Work Order: 20I1121

Date Received: 9/22/2020

Field Sample #: North-B4 (2-4)-2
Sampled: 9/22/2020 08:50

Sample ID: 20I1121-05

Sample Matrix: Soil

Conventional Chemistry Parameters by EPA/APHA/SW-846 Methods (Total)

Analyte	Results	RL	Units	Dilution	Flag/Qual	Method	Date Prepared	Date/Time Analyzed	Analyst
% Solids	91.9		% Wt	1		SM 2540G	9/28/20	9/29/20 7:50	CBM

con-test® ANALYTICAL LABORATORY
39 Spruce Street * East Longmeadow, MA 01028 * FAX 413/525-6405 * TEL. 413/525-2332

Project Location: Greenwich, CT
Sample Description:
Work Order: 20I1121
Date Received: 9/22/2020
Field Sample #: Central-B3 (1-1.5)-1
Sampled: 9/22/2020 10:00
Sample ID: 20I1121-06
Sample Matrix: Soil

Semivolatile Organic Compounds by GC/MS

Analyte	Results	RL	Units	Dilution	Flag/Qual	Method	Date Prepared	Date/Time Analyzed	Analyst
Acenaphthene	ND	0.20	mg/Kg dry	1		SW-846 8270D-E	9/28/20	9/30/20 18:40	BGL
Acenaphthylene	ND	0.20	mg/Kg dry	1		SW-846 8270D-E	9/28/20	9/30/20 18:40	BGL
Anthracene	ND	0.20	mg/Kg dry	1		SW-846 8270D-E	9/28/20	9/30/20 18:40	BGL
Benzo(a)anthracene	ND	0.20	mg/Kg dry	1		SW-846 8270D-E	9/28/20	9/30/20 18:40	BGL
Benzo(a)pyrene	ND	0.20	mg/Kg dry	1		SW-846 8270D-E	9/28/20	9/30/20 18:40	BGL
Benzo(b)fluoranthene	ND	0.20	mg/Kg dry	1		SW-846 8270D-E	9/28/20	9/30/20 18:40	BGL
Benzo(g,h,i)perylene	ND	0.20	mg/Kg dry	1		SW-846 8270D-E	9/28/20	9/30/20 18:40	BGL
Benzo(k)fluoranthene	ND	0.20	mg/Kg dry	1		SW-846 8270D-E	9/28/20	9/30/20 18:40	BGL
Chrysene	ND	0.20	mg/Kg dry	1		SW-846 8270D-E	9/28/20	9/30/20 18:40	BGL
Dibenz(a,h)anthracene	ND	0.20	mg/Kg dry	1		SW-846 8270D-E	9/28/20	9/30/20 18:40	BGL
Fluoranthene	ND	0.20	mg/Kg dry	1		SW-846 8270D-E	9/28/20	9/30/20 18:40	BGL
Fluorene	ND	0.20	mg/Kg dry	1		SW-846 8270D-E	9/28/20	9/30/20 18:40	BGL
Indeno(1,2,3-cd)pyrene	ND	0.20	mg/Kg dry	1		SW-846 8270D-E	9/28/20	9/30/20 18:40	BGL
2-Methylnaphthalene	ND	0.20	mg/Kg dry	1		SW-846 8270D-E	9/28/20	9/30/20 18:40	BGL
Naphthalene	ND	0.20	mg/Kg dry	1		SW-846 8270D-E	9/28/20	9/30/20 18:40	BGL
Phenanthrene	ND	0.20	mg/Kg dry	1		SW-846 8270D-E	9/28/20	9/30/20 18:40	BGL
Pyrene	ND	0.20	mg/Kg dry	1		SW-846 8270D-E	9/28/20	9/30/20 18:40	BGL

Surrogates	% Recovery	Recovery Limits	Flag/Qual	
Nitrobenzene-d5	57.3	30-130		9/30/20 18:40
2-Fluorobiphenyl	62.2	30-130		9/30/20 18:40
p-Terphenyl-d14	79.3	30-130		9/30/20 18:40

con-test® ANALYTICAL LABORATORY
39 Spruce Street * East Longmeadow, MA 01028 * FAX 413/525-6405 * TEL. 413/525-2332

Project Location: Greenwich, CT
Sample Description:
Work Order: 20I1121
Date Received: 9/22/2020
Field Sample #: Central-B3 (1-1.5)-1
Sampled: 9/22/2020 10:00
Sample ID: 20I1121-06
Sample Matrix: Soil

Petroleum Hydrocarbons Analyses

Analyte	Results	RL	Units	Dilution	Flag/Qual	Method	Date Prepared	Date/Time Analyzed	Analyst
CT ETPH	210	57	mg/Kg dry	5		CTDEP ETPH	9/24/20	9/26/20 7:03	RDD

Surrogates	% Recovery	Recovery Limits	Flag/Qual	
2-Fluorobiphenyl	50.9	50-150		9/26/20 7:03

con-test® ANALYTICAL LABORATORY
39 Spruce Street * East Longmeadow, MA 01028 * FAX 413/525-6405 * TEL. 413/525-2332

Project Location: Greenwich, CT
Sample Description:
Work Order: 20I1121
Date Received: 9/22/2020
Field Sample #: Central-B3 (1-1.5)-1
Sampled: 9/22/2020 10:00
Sample ID: 20I1121-06
Sample Matrix: Soil

Conventional Chemistry Parameters by EPA/APHA/SW-846 Methods (Total)

Analyte	Results	RL	Units	Dilution	Flag/Qual	Method	Date Prepared	Date/Time Analyzed	Analyst
% Solids	86.2		% Wt	1		SM 2540G	9/28/20	9/29/20 7:50	CBM

con-test® ANALYTICAL LABORATORY

39 Spruce Street * East Longmeadow, MA 01028 * FAX 413/525-6405 * TEL. 413/525-2332

Project Location: Greenwich, CT
Sample Description:
Work Order: 20I1121

Date Received: 9/22/2020

Field Sample #: North-B2 (0.5-1)-1
Sampled: 9/22/2020 10:20

Sample ID: 20I1121-07

Sample Matrix: Soil

Semivolatile Organic Compounds by GC/MS

Analyte	Results	RL	Units	Dilution	Flag/Qual	Method	Date Prepared	Date/Time Analyzed	Analyst
Acenaphthene	ND	0.18	mg/Kg dry	1		SW-846 8270D-E	9/28/20	10/1/20 9:46	BGL
Acenaphthylene	ND	0.18	mg/Kg dry	1		SW-846 8270D-E	9/28/20	10/1/20 9:46	BGL
Anthracene	ND	0.18	mg/Kg dry	1		SW-846 8270D-E	9/28/20	10/1/20 9:46	BGL
Benzo(a)anthracene	0.26	0.18	mg/Kg dry	1		SW-846 8270D-E	9/28/20	10/1/20 9:46	BGL
Benzo(a)pyrene	0.25	0.18	mg/Kg dry	1		SW-846 8270D-E	9/28/20	10/1/20 9:46	BGL
Benzo(b)fluoranthene	0.30	0.18	mg/Kg dry	1		SW-846 8270D-E	9/28/20	10/1/20 9:46	BGL
Benzo(g,h,i)perylene	ND	0.18	mg/Kg dry	1		SW-846 8270D-E	9/28/20	10/1/20 9:46	BGL
Benzo(k)fluoranthene	ND	0.18	mg/Kg dry	1		SW-846 8270D-E	9/28/20	10/1/20 9:46	BGL
Chrysene	0.21	0.18	mg/Kg dry	1		SW-846 8270D-E	9/28/20	10/1/20 9:46	BGL
Dibenz(a,h)anthracene	ND	0.18	mg/Kg dry	1		SW-846 8270D-E	9/28/20	10/1/20 9:46	BGL
Fluoranthene	0.45	0.18	mg/Kg dry	1		SW-846 8270D-E	9/28/20	10/1/20 9:46	BGL
Fluorene	ND	0.18	mg/Kg dry	1		SW-846 8270D-E	9/28/20	10/1/20 9:46	BGL
Indeno(1,2,3-cd)pyrene	ND	0.18	mg/Kg dry	1		SW-846 8270D-E	9/28/20	10/1/20 9:46	BGL
2-Methylnaphthalene	ND	0.18	mg/Kg dry	1		SW-846 8270D-E	9/28/20	10/1/20 9:46	BGL
Naphthalene	ND	0.18	mg/Kg dry	1		SW-846 8270D-E	9/28/20	10/1/20 9:46	BGL
Phenanthrene	0.26	0.18	mg/Kg dry	1		SW-846 8270D-E	9/28/20	10/1/20 9:46	BGL
Pyrene	0.41	0.18	mg/Kg dry	1		SW-846 8270D-E	9/28/20	10/1/20 9:46	BGL

Surrogates	% Recovery	Recovery Limits	Flag/Qual	
Nitrobenzene-d5	53.6	30-130		10/1/20 9:46
2-Fluorobiphenyl	63.6	30-130		10/1/20 9:46
p-Terphenyl-d14	69.4	30-130		10/1/20 9:46

con-test® ANALYTICAL LABORATORY

39 Spruce Street * East Longmeadow, MA 01028 * FAX 413/525-6405 * TEL. 413/525-2332

Project Location: Greenwich, CT
Sample Description:
Work Order: 20I1121

Date Received: 9/22/2020

Field Sample #: North-B2 (0.5-1)-1
Sampled: 9/22/2020 10:20

Sample ID: 20I1121-07

Sample Matrix: Soil

Polychlorinated Biphenyls with 3540 Soxhlet Extraction

Analyte	Results	RL	Units	Dilution	Flag/Qual	Method	Date Prepared	Date/Time Analyzed	Analyst
Aroclor-1016 [1]	ND	0.086	mg/Kg dry	4		SW-846 8082A	9/30/20	10/3/20 1:30	JMB
Aroclor-1221 [1]	ND	0.086	mg/Kg dry	4		SW-846 8082A	9/30/20	10/3/20 1:30	JMB
Aroclor-1232 [1]	ND	0.086	mg/Kg dry	4		SW-846 8082A	9/30/20	10/3/20 1:30	JMB
Aroclor-1242 [1]	ND	0.086	mg/Kg dry	4		SW-846 8082A	9/30/20	10/3/20 1:30	JMB
Aroclor-1248 [2]	1.0	0.086	mg/Kg dry	4		SW-846 8082A	9/30/20	10/3/20 1:30	JMB
Aroclor-1254 [1]	ND	0.086	mg/Kg dry	4		SW-846 8082A	9/30/20	10/3/20 1:30	JMB
Aroclor-1260 [1]	ND	0.086	mg/Kg dry	4		SW-846 8082A	9/30/20	10/3/20 1:30	JMB
Aroclor-1262 [1]	ND	0.086	mg/Kg dry	4		SW-846 8082A	9/30/20	10/3/20 1:30	JMB
Aroclor-1268 [1]	ND	0.086	mg/Kg dry	4		SW-846 8082A	9/30/20	10/3/20 1:30	JMB

Surrogates	% Recovery	Recovery Limits	Flag/Qual	
Decachlorobiphenyl [1]	110	30-150		10/3/20 1:30
Decachlorobiphenyl [2]	111	30-150		10/3/20 1:30
Tetrachloro-m-xylene [1]	97.9	30-150		10/3/20 1:30
Tetrachloro-m-xylene [2]	105	30-150		10/3/20 1:30

con-test® ANALYTICAL LABORATORY
39 Spruce Street * East Longmeadow, MA 01028 * FAX 413/525-6405 * TEL. 413/525-2332

Project Location: Greenwich, CT
Sample Description:
Work Order: 20I1121
Date Received: 9/22/2020
Field Sample #: North-B2 (0.5-1)-1
Sampled: 9/22/2020 10:20
Sample ID: 20I1121-07
Sample Matrix: Soil

Petroleum Hydrocarbons Analyses

Analyte	Results	RL	Units	Dilution	Flag/Qual	Method	Date Prepared	Date/Time Analyzed	Analyst
CT ETPH	190	53	mg/Kg dry	5		CTDEP ETPH	9/24/20	9/26/20 6:42	RDD

Surrogates	% Recovery	Recovery Limits	Flag/Qual	
2-Fluorobiphenyl	53.3	50-150		9/26/20 6:42

con-test® ANALYTICAL LABORATORY

39 Spruce Street * East Longmeadow, MA 01028 * FAX 413/525-6405 * TEL. 413/525-2332

Project Location: Greenwich, CT
Sample Description:
Work Order: 20I1121

Date Received: 9/22/2020

Field Sample #: North-B2 (0.5-1)-1
Sampled: 9/22/2020 10:20

Sample ID: 20I1121-07

Sample Matrix: Soil

Metals Analyses (Total)

Analyte	Results	RL	Units	Dilution	Flag/Qual	Method	Date Prepared	Date/Time Analyzed	Analyst
Arsenic	ND	3.5	mg/Kg dry	1		SW-846 6010D	9/24/20	9/28/20 6:57	MJH
Barium	140	1.8	mg/Kg dry	1		SW-846 6010D	9/24/20	9/28/20 6:57	MJH
Cadmium	ND	0.35	mg/Kg dry	1		SW-846 6010D	9/24/20	9/28/20 6:57	MJH
Chromium	30	0.70	mg/Kg dry	1		SW-846 6010D	9/24/20	9/28/20 6:57	MJH
Lead	26	0.53	mg/Kg dry	1		SW-846 6010D	9/24/20	9/28/20 6:57	MJH
Mercury	0.032	0.027	mg/Kg dry	1		SW-846 7471B	9/29/20	9/30/20 12:13	CJV
Selenium	ND	3.5	mg/Kg dry	1		SW-846 6010D	9/24/20	9/28/20 6:57	MJH
Silver	ND	0.35	mg/Kg dry	1		SW-846 6010D	9/24/20	9/28/20 6:57	MJH

con-test® ANALYTICAL LABORATORY
39 Spruce Street * East Longmeadow, MA 01028 * FAX 413/525-6405 * TEL. 413/525-2332

Project Location: Greenwich, CT
Sample Description:
Work Order: 20I1121
Date Received: 9/22/2020
Field Sample #: North-B2 (0.5-1)-1
Sampled: 9/22/2020 10:20
Sample ID: 20I1121-07
Sample Matrix: Soil

Conventional Chemistry Parameters by EPA/APHA/SW-846 Methods (Total)

Analyte	Results	RL	Units	Dilution	Flag/Qual	Method	Date Prepared	Date/Time Analyzed	Analyst
% Solids	92.7		% Wt	1		SM 2540G	9/28/20	9/29/20 7:50	CBM

con-test® ANALYTICAL LABORATORY
39 Spruce Street * East Longmeadow, MA 01028 * FAX 413/525-6405 * TEL. 413/525-2332

Project Location: Greenwich, CT
Sample Description:
Work Order: 20I1121
Date Received: 9/22/2020
Field Sample #: North-B2 (2-3)-1
Sampled: 9/22/2020 10:30
Sample ID: 20I1121-08
Sample Matrix: Soil

Semivolatile Organic Compounds by GC/MS

Analyte	Results	RL	Units	Dilution	Flag/Qual	Method	Date Prepared	Date/Time Analyzed	Analyst
Acenaphthene	ND	0.19	mg/Kg dry	1		SW-846 8270D-E	9/28/20	10/1/20 10:13	BGL
Acenaphthylene	ND	0.19	mg/Kg dry	1		SW-846 8270D-E	9/28/20	10/1/20 10:13	BGL
Anthracene	ND	0.19	mg/Kg dry	1		SW-846 8270D-E	9/28/20	10/1/20 10:13	BGL
Benzo(a)anthracene	0.22	0.19	mg/Kg dry	1		SW-846 8270D-E	9/28/20	10/1/20 10:13	BGL
Benzo(a)pyrene	0.19	0.19	mg/Kg dry	1		SW-846 8270D-E	9/28/20	10/1/20 10:13	BGL
Benzo(b)fluoranthene	0.23	0.19	mg/Kg dry	1		SW-846 8270D-E	9/28/20	10/1/20 10:13	BGL
Benzo(g,h,i)perylene	ND	0.19	mg/Kg dry	1		SW-846 8270D-E	9/28/20	10/1/20 10:13	BGL
Benzo(k)fluoranthene	ND	0.19	mg/Kg dry	1		SW-846 8270D-E	9/28/20	10/1/20 10:13	BGL
Chrysene	ND	0.19	mg/Kg dry	1		SW-846 8270D-E	9/28/20	10/1/20 10:13	BGL
Dibenz(a,h)anthracene	ND	0.19	mg/Kg dry	1		SW-846 8270D-E	9/28/20	10/1/20 10:13	BGL
Fluoranthene	0.43	0.19	mg/Kg dry	1		SW-846 8270D-E	9/28/20	10/1/20 10:13	BGL
Fluorene	ND	0.19	mg/Kg dry	1		SW-846 8270D-E	9/28/20	10/1/20 10:13	BGL
Indeno(1,2,3-cd)pyrene	ND	0.19	mg/Kg dry	1		SW-846 8270D-E	9/28/20	10/1/20 10:13	BGL
2-Methylnaphthalene	ND	0.19	mg/Kg dry	1		SW-846 8270D-E	9/28/20	10/1/20 10:13	BGL
Naphthalene	ND	0.19	mg/Kg dry	1		SW-846 8270D-E	9/28/20	10/1/20 10:13	BGL
Phenanthrene	0.36	0.19	mg/Kg dry	1		SW-846 8270D-E	9/28/20	10/1/20 10:13	BGL
Pyrene	0.37	0.19	mg/Kg dry	1		SW-846 8270D-E	9/28/20	10/1/20 10:13	BGL

Surrogates	% Recovery	Recovery Limits	Flag/Qual	
Nitrobenzene-d5	44.0	30-130		10/1/20 10:13
2-Fluorobiphenyl	55.2	30-130		10/1/20 10:13
p-Terphenyl-d14	64.8	30-130		10/1/20 10:13

con-test® ANALYTICAL LABORATORY
39 Spruce Street * East Longmeadow, MA 01028 * FAX 413/525-6405 * TEL. 413/525-2332

Project Location: Greenwich, CT
Sample Description:
Work Order: 20I1121
Date Received: 9/22/2020
Field Sample #: North-B2 (2-3)-1
Sampled: 9/22/2020 10:30
Sample ID: 20I1121-08
Sample Matrix: Soil

Polychlorinated Biphenyls with 3540 Soxhlet Extraction

Analyte	Results	RL	Units	Dilution	Flag/Qual	Method	Date Prepared	Date/Time Analyzed	Analyst
Aroclor-1016 [1]	ND	0.88	mg/Kg dry	40		SW-846 8082A	9/30/20	10/3/20 1:48	JMB
Aroclor-1221 [1]	ND	0.88	mg/Kg dry	40		SW-846 8082A	9/30/20	10/3/20 1:48	JMB
Aroclor-1232 [1]	ND	0.88	mg/Kg dry	40		SW-846 8082A	9/30/20	10/3/20 1:48	JMB
Aroclor-1242 [1]	ND	0.88	mg/Kg dry	40		SW-846 8082A	9/30/20	10/3/20 1:48	JMB
Aroclor-1248 [1]	5.1	0.88	mg/Kg dry	40		SW-846 8082A	9/30/20	10/3/20 1:48	JMB
Aroclor-1254 [1]	ND	0.88	mg/Kg dry	40		SW-846 8082A	9/30/20	10/3/20 1:48	JMB
Aroclor-1260 [1]	ND	0.88	mg/Kg dry	40		SW-846 8082A	9/30/20	10/3/20 1:48	JMB
Aroclor-1262 [1]	ND	0.88	mg/Kg dry	40		SW-846 8082A	9/30/20	10/3/20 1:48	JMB
Aroclor-1268 [1]	ND	0.88	mg/Kg dry	40		SW-846 8082A	9/30/20	10/3/20 1:48	JMB

Surrogates	% Recovery	Recovery Limits	Flag/Qual	
Decachlorobiphenyl [1]	*	30-150	S-01	10/3/20 1:48
Decachlorobiphenyl [2]	*	30-150	S-01	10/3/20 1:48
Tetrachloro-m-xylene [1]	*	30-150	S-01	10/3/20 1:48
Tetrachloro-m-xylene [2]	*	30-150	S-01	10/3/20 1:48

con-test® ANALYTICAL LABORATORY
39 Spruce Street * East Longmeadow, MA 01028 * FAX 413/525-6405 * TEL. 413/525-2332

Project Location: Greenwich, CT
Sample Description:
Work Order: 20I1121
Date Received: 9/22/2020
Field Sample #: North-B2 (2-3)-1
Sampled: 9/22/2020 10:30
Sample ID: 20I1121-08
Sample Matrix: Soil

Petroleum Hydrocarbons Analyses

Analyte	Results	RL	Units	Dilution	Flag/Qual	Method	Date Prepared	Date/Time Analyzed	Analyst
CT ETPH	230	54	mg/Kg dry	5	MS-19	CTDEP ETPH	9/24/20	9/26/20 4:59	RDD

Surrogates	% Recovery	Recovery Limits	Flag/Qual	
2-Fluorobiphenyl	62.5	50-150		9/26/20 4:59

con-test® ANALYTICAL LABORATORY
39 Spruce Street * East Longmeadow, MA 01028 * FAX 413/525-6405 * TEL. 413/525-2332

Project Location: Greenwich, CT
Sample Description:
Work Order: 20I1121
Date Received: 9/22/2020
Field Sample #: North-B2 (2-3)-1
Sampled: 9/22/2020 10:30
Sample ID: 20I1121-08
Sample Matrix: Soil

Metals Analyses (Total)

Analyte	Results	RL	Units	Dilution	Flag/Qual	Method	Date Prepared	Date/Time Analyzed	Analyst
Arsenic	ND	3.6	mg/Kg dry	1		SW-846 6010D	9/24/20	9/28/20 5:53	MJH
Barium	160	1.8	mg/Kg dry	1	MS-19	SW-846 6010D	9/24/20	9/28/20 5:53	MJH
Cadmium	ND	0.36	mg/Kg dry	1		SW-846 6010D	9/24/20	9/28/20 5:53	MJH
Chromium	38	0.73	mg/Kg dry	1		SW-846 6010D	9/24/20	9/28/20 5:53	MJH
Lead	120	0.55	mg/Kg dry	1	MS-19	SW-846 6010D	9/24/20	9/28/20 5:53	MJH
Mercury	0.046	0.028	mg/Kg dry	1		SW-846 7471B	9/29/20	9/30/20 12:06	CJV
Selenium	ND	3.6	mg/Kg dry	1		SW-846 6010D	9/24/20	9/28/20 5:53	MJH
Silver	ND	0.36	mg/Kg dry	1		SW-846 6010D	9/24/20	9/28/20 5:53	MJH

con-test® ANALYTICAL LABORATORY

39 Spruce Street * East Longmeadow, MA 01028 * FAX 413/525-6405 * TEL. 413/525-2332

Project Location: Greenwich, CT
Sample Description:
Work Order: 20I1121

Date Received: 9/22/2020

Field Sample #: North-B2 (2-3)-1
Sampled: 9/22/2020 10:30

Sample ID: 20I1121-08

Sample Matrix: Soil

Conventional Chemistry Parameters by EPA/APHA/SW-846 Methods (Total)

Analyte	Results	RL	Units	Dilution	Flag/Qual	Method	Date Prepared	Date/Time Analyzed	Analyst
% Solids	90.6		% Wt	1		SM 2540G	9/28/20	9/29/20 7:50	CBM

con-test® ANALYTICAL LABORATORY
39 Spruce Street * East Longmeadow, MA 01028 * FAX 413/525-6405 * TEL. 413/525-2332

Project Location: Greenwich, CT
Sample Description:
Work Order: 20I1121
Date Received: 9/22/2020
Field Sample #: North-B3 (2-3)-1
Sampled: 9/22/2020 10:50
Sample ID: 20I1121-09
Sample Matrix: Soil

Semivolatile Organic Compounds by GC/MS

Analyte	Results	RL	Units	Dilution	Flag/Qual	Method	Date Prepared	Date/Time Analyzed	Analyst
Acenaphthene	ND	0.19	mg/Kg dry	1		SW-846 8270D-E	9/28/20	10/1/20 10:39	BGL
Acenaphthylene	ND	0.19	mg/Kg dry	1		SW-846 8270D-E	9/28/20	10/1/20 10:39	BGL
Anthracene	ND	0.19	mg/Kg dry	1		SW-846 8270D-E	9/28/20	10/1/20 10:39	BGL
Benzo(a)anthracene	ND	0.19	mg/Kg dry	1		SW-846 8270D-E	9/28/20	10/1/20 10:39	BGL
Benzo(a)pyrene	ND	0.19	mg/Kg dry	1		SW-846 8270D-E	9/28/20	10/1/20 10:39	BGL
Benzo(b)fluoranthene	0.19	0.19	mg/Kg dry	1		SW-846 8270D-E	9/28/20	10/1/20 10:39	BGL
Benzo(g,h,i)perylene	ND	0.19	mg/Kg dry	1		SW-846 8270D-E	9/28/20	10/1/20 10:39	BGL
Benzo(k)fluoranthene	ND	0.19	mg/Kg dry	1		SW-846 8270D-E	9/28/20	10/1/20 10:39	BGL
Chrysene	ND	0.19	mg/Kg dry	1		SW-846 8270D-E	9/28/20	10/1/20 10:39	BGL
Dibenz(a,h)anthracene	ND	0.19	mg/Kg dry	1		SW-846 8270D-E	9/28/20	10/1/20 10:39	BGL
Fluoranthene	0.37	0.19	mg/Kg dry	1		SW-846 8270D-E	9/28/20	10/1/20 10:39	BGL
Fluorene	ND	0.19	mg/Kg dry	1		SW-846 8270D-E	9/28/20	10/1/20 10:39	BGL
Indeno(1,2,3-cd)pyrene	ND	0.19	mg/Kg dry	1		SW-846 8270D-E	9/28/20	10/1/20 10:39	BGL
2-Methylnaphthalene	ND	0.19	mg/Kg dry	1		SW-846 8270D-E	9/28/20	10/1/20 10:39	BGL
Naphthalene	ND	0.19	mg/Kg dry	1		SW-846 8270D-E	9/28/20	10/1/20 10:39	BGL
Phenanthrene	0.20	0.19	mg/Kg dry	1		SW-846 8270D-E	9/28/20	10/1/20 10:39	BGL
Pyrene	0.33	0.19	mg/Kg dry	1		SW-846 8270D-E	9/28/20	10/1/20 10:39	BGL

Surrogates	% Recovery	Recovery Limits	Flag/Qual	
Nitrobenzene-d5	48.8	30-130		10/1/20 10:39
2-Fluorobiphenyl	67.3	30-130		10/1/20 10:39
p-Terphenyl-d14	85.5	30-130		10/1/20 10:39

con-test® ANALYTICAL LABORATORY
39 Spruce Street * East Longmeadow, MA 01028 * FAX 413/525-6405 * TEL. 413/525-2332

Project Location: Greenwich, CT
Sample Description:
Work Order: 20I1121
Date Received: 9/22/2020
Field Sample #: North-B3 (2-3)-1
Sampled: 9/22/2020 10:50
Sample ID: 20I1121-09
Sample Matrix: Soil

Polychlorinated Biphenyls with 3540 Soxhlet Extraction

Analyte	Results	RL	Units	Dilution	Flag/Qual	Method	Date Prepared	Date/Time Analyzed	Analyst
Aroclor-1016 [1]	ND	0.088	mg/Kg dry	4		SW-846 8082A	9/30/20	10/3/20 2:05	JMB
Aroclor-1221 [1]	ND	0.088	mg/Kg dry	4		SW-846 8082A	9/30/20	10/3/20 2:05	JMB
Aroclor-1232 [1]	ND	0.088	mg/Kg dry	4		SW-846 8082A	9/30/20	10/3/20 2:05	JMB
Aroclor-1242 [1]	ND	0.088	mg/Kg dry	4		SW-846 8082A	9/30/20	10/3/20 2:05	JMB
Aroclor-1248 [2]	0.22	0.088	mg/Kg dry	4		SW-846 8082A	9/30/20	10/3/20 2:05	JMB
Aroclor-1254 [1]	ND	0.088	mg/Kg dry	4		SW-846 8082A	9/30/20	10/3/20 2:05	JMB
Aroclor-1260 [1]	ND	0.088	mg/Kg dry	4		SW-846 8082A	9/30/20	10/3/20 2:05	JMB
Aroclor-1262 [1]	ND	0.088	mg/Kg dry	4		SW-846 8082A	9/30/20	10/3/20 2:05	JMB
Aroclor-1268 [1]	ND	0.088	mg/Kg dry	4		SW-846 8082A	9/30/20	10/3/20 2:05	JMB

Surrogates	% Recovery	Recovery Limits	Flag/Qual	
Decachlorobiphenyl [1]	107	30-150		10/3/20 2:05
Decachlorobiphenyl [2]	106	30-150		10/3/20 2:05
Tetrachloro-m-xylene [1]	107	30-150		10/3/20 2:05
Tetrachloro-m-xylene [2]	99.0	30-150		10/3/20 2:05

con-test® ANALYTICAL LABORATORY
39 Spruce Street * East Longmeadow, MA 01028 * FAX 413/525-6405 * TEL. 413/525-2332

Project Location: Greenwich, CT
Sample Description:
Work Order: 20I1121
Date Received: 9/22/2020
Field Sample #: North-B3 (2-3)-1
Sampled: 9/22/2020 10:50
Sample ID: 20I1121-09
Sample Matrix: Soil

Petroleum Hydrocarbons Analyses

Analyte	Results	RL	Units	Dilution	Flag/Qual	Method	Date Prepared	Date/Time Analyzed	Analyst
CT ETPH	200	54	mg/Kg dry	5		CTDEP ETPH	9/24/20	9/26/20 6:21	RDD

Surrogates	% Recovery	Recovery Limits	Flag/Qual	
2-Fluorobiphenyl	60.4	50-150		9/26/20 6:21

con-test® ANALYTICAL LABORATORY

39 Spruce Street * East Longmeadow, MA 01028 * FAX 413/525-6405 * TEL. 413/525-2332

Project Location: Greenwich, CT
Sample Description:
Work Order: 20I1121

Date Received: 9/22/2020

Field Sample #: North-B3 (2-3)-1
Sampled: 9/22/2020 10:50

Sample ID: 20I1121-09

Sample Matrix: Soil

Metals Analyses (Total)

Analyte	Results	RL	Units	Dilution	Flag/Qual	Method	Date Prepared	Date/Time Analyzed	Analyst
Arsenic	ND	3.7	mg/Kg dry	1		SW-846 6010D	9/24/20	9/28/20 7:02	MJH
Barium	100	1.8	mg/Kg dry	1		SW-846 6010D	9/24/20	9/28/20 7:02	MJH
Cadmium	ND	0.37	mg/Kg dry	1		SW-846 6010D	9/24/20	9/28/20 7:02	MJH
Chromium	19	0.73	mg/Kg dry	1		SW-846 6010D	9/24/20	9/28/20 7:02	MJH
Lead	9.3	0.55	mg/Kg dry	1		SW-846 6010D	9/24/20	9/28/20 7:02	MJH
Mercury	ND	0.027	mg/Kg dry	1		SW-846 7471B	9/29/20	9/30/20 12:15	CJV
Selenium	ND	3.7	mg/Kg dry	1		SW-846 6010D	9/24/20	9/28/20 7:02	MJH
Silver	ND	0.37	mg/Kg dry	1		SW-846 6010D	9/24/20	9/28/20 7:02	MJH

con-test® ANALYTICAL LABORATORY
39 Spruce Street * East Longmeadow, MA 01028 * FAX 413/525-6405 * TEL. 413/525-2332

Project Location: Greenwich, CT
Sample Description:
Work Order: 20I1121
Date Received: 9/22/2020
Field Sample #: North-B3 (2-3)-1
Sampled: 9/22/2020 10:50
Sample ID: 20I1121-09
Sample Matrix: Soil

Conventional Chemistry Parameters by EPA/APHA/SW-846 Methods (Total)

Analyte	Results	RL	Units	Dilution	Flag/Qual	Method	Date Prepared	Date/Time Analyzed	Analyst
% Solids	91.3		% Wt	1		SM 2540G	9/28/20	9/29/20 7:50	CBM

con-test® ANALYTICAL LABORATORY
39 Spruce Street * East Longmeadow, MA 01028 * FAX 413/525-6405 * TEL. 413/525-2332

Project Location: Greenwich, CT
Sample Description:
Work Order: 20I1121
Date Received: 9/22/2020
Field Sample #: North-B3 (0.5-1)-1
Sampled: 9/22/2020 11:15
Sample ID: 20I1121-10
Sample Matrix: Soil

Semivolatile Organic Compounds by GC/MS

Analyte	Results	RL	Units	Dilution	Flag/Qual	Method	Date Prepared	Date/Time Analyzed	Analyst
Acenaphthene	ND	0.18	mg/Kg dry	1		SW-846 8270D-E	9/28/20	10/1/20 11:05	BGL
Acenaphthylene	ND	0.18	mg/Kg dry	1		SW-846 8270D-E	9/28/20	10/1/20 11:05	BGL
Anthracene	0.30	0.18	mg/Kg dry	1		SW-846 8270D-E	9/28/20	10/1/20 11:05	BGL
Benzo(a)anthracene	0.56	0.18	mg/Kg dry	1		SW-846 8270D-E	9/28/20	10/1/20 11:05	BGL
Benzo(a)pyrene	0.49	0.18	mg/Kg dry	1		SW-846 8270D-E	9/28/20	10/1/20 11:05	BGL
Benzo(b)fluoranthene	0.58	0.18	mg/Kg dry	1		SW-846 8270D-E	9/28/20	10/1/20 11:05	BGL
Benzo(g,h,i)perylene	0.28	0.18	mg/Kg dry	1		SW-846 8270D-E	9/28/20	10/1/20 11:05	BGL
Benzo(k)fluoranthene	0.23	0.18	mg/Kg dry	1		SW-846 8270D-E	9/28/20	10/1/20 11:05	BGL
Chrysene	0.49	0.18	mg/Kg dry	1		SW-846 8270D-E	9/28/20	10/1/20 11:05	BGL
Dibenz(a,h)anthracene	ND	0.18	mg/Kg dry	1		SW-846 8270D-E	9/28/20	10/1/20 11:05	BGL
Fluoranthene	1.1	0.18	mg/Kg dry	1		SW-846 8270D-E	9/28/20	10/1/20 11:05	BGL
Fluorene	ND	0.18	mg/Kg dry	1		SW-846 8270D-E	9/28/20	10/1/20 11:05	BGL
Indeno(1,2,3-cd)pyrene	0.33	0.18	mg/Kg dry	1		SW-846 8270D-E	9/28/20	10/1/20 11:05	BGL
2-Methylnaphthalene	ND	0.18	mg/Kg dry	1		SW-846 8270D-E	9/28/20	10/1/20 11:05	BGL
Naphthalene	ND	0.18	mg/Kg dry	1		SW-846 8270D-E	9/28/20	10/1/20 11:05	BGL
Phenanthrene	0.92	0.18	mg/Kg dry	1		SW-846 8270D-E	9/28/20	10/1/20 11:05	BGL
Pyrene	1.0	0.18	mg/Kg dry	1		SW-846 8270D-E	9/28/20	10/1/20 11:05	BGL

Surrogates	% Recovery	Recovery Limits	Flag/Qual	
Nitrobenzene-d5	52.9	30-130		10/1/20 11:05
2-Fluorobiphenyl	64.5	30-130		10/1/20 11:05
p-Terphenyl-d14	73.3	30-130		10/1/20 11:05

con-test® ANALYTICAL LABORATORY
39 Spruce Street * East Longmeadow, MA 01028 * FAX 413/525-6405 * TEL. 413/525-2332

Project Location: Greenwich, CT
Sample Description:
Work Order: 20I1121
Date Received: 9/22/2020
Field Sample #: North-B3 (0.5-1)-1
Sampled: 9/22/2020 11:15
Sample ID: 20I1121-10
Sample Matrix: Soil

Polychlorinated Biphenyls with 3540 Soxhlet Extraction

Analyte	Results	RL	Units	Dilution	Flag/Qual	Method	Date Prepared	Date/Time Analyzed	Analyst
Aroclor-1016 [1]	ND	0.087	mg/Kg dry	4		SW-846 8082A	9/30/20	10/3/20 2:23	JMB
Aroclor-1221 [1]	ND	0.087	mg/Kg dry	4		SW-846 8082A	9/30/20	10/3/20 2:23	JMB
Aroclor-1232 [1]	ND	0.087	mg/Kg dry	4		SW-846 8082A	9/30/20	10/3/20 2:23	JMB
Aroclor-1242 [1]	ND	0.087	mg/Kg dry	4		SW-846 8082A	9/30/20	10/3/20 2:23	JMB
Aroclor-1248 [2]	0.50	0.087	mg/Kg dry	4		SW-846 8082A	9/30/20	10/3/20 2:23	JMB
Aroclor-1254 [1]	ND	0.087	mg/Kg dry	4		SW-846 8082A	9/30/20	10/3/20 2:23	JMB
Aroclor-1260 [1]	ND	0.087	mg/Kg dry	4		SW-846 8082A	9/30/20	10/3/20 2:23	JMB
Aroclor-1262 [1]	ND	0.087	mg/Kg dry	4		SW-846 8082A	9/30/20	10/3/20 2:23	JMB
Aroclor-1268 [1]	ND	0.087	mg/Kg dry	4		SW-846 8082A	9/30/20	10/3/20 2:23	JMB

Surrogates	% Recovery	Recovery Limits	Flag/Qual	
Decachlorobiphenyl [1]	104	30-150		10/3/20 2:23
Decachlorobiphenyl [2]	106	30-150		10/3/20 2:23
Tetrachloro-m-xylene [1]	82.4	30-150		10/3/20 2:23
Tetrachloro-m-xylene [2]	86.7	30-150		10/3/20 2:23

con-test® ANALYTICAL LABORATORY
39 Spruce Street * East Longmeadow, MA 01028 * FAX 413/525-6405 * TEL. 413/525-2332

Project Location: Greenwich, CT
Sample Description:
Work Order: 20I1121
Date Received: 9/22/2020
Field Sample #: North-B3 (0.5-1)-1
Sampled: 9/22/2020 11:15
Sample ID: 20I1121-10
Sample Matrix: Soil

Petroleum Hydrocarbons Analyses

Analyte	Results	RL	Units	Dilution	Flag/Qual	Method	Date Prepared	Date/Time Analyzed	Analyst
CT ETPH	190	54	mg/Kg dry	5		CTDEP ETPH	9/24/20	9/26/20 6:01	RDD

Surrogates	% Recovery	Recovery Limits	Flag/Qual	
2-Fluorobiphenyl	58.0	50-150		9/26/20 6:01

con-test® ANALYTICAL LABORATORY
39 Spruce Street * East Longmeadow, MA 01028 * FAX 413/525-6405 * TEL. 413/525-2332

Project Location: Greenwich, CT
Sample Description:
Work Order: 20I1121
Date Received: 9/22/2020
Field Sample #: North-B3 (0.5-1)-1
Sampled: 9/22/2020 11:15
Sample ID: 20I1121-10
Sample Matrix: Soil

Metals Analyses (Total)

Analyte	Results	RL	Units	Dilution	Flag/Qual	Method	Date Prepared	Date/Time Analyzed	Analyst
Arsenic	ND	3.5	mg/Kg dry	1		SW-846 6010D	9/24/20	9/28/20 7:06	MJH
Barium	140	1.8	mg/Kg dry	1		SW-846 6010D	9/24/20	9/28/20 7:06	MJH
Cadmium	ND	0.35	mg/Kg dry	1		SW-846 6010D	9/24/20	9/28/20 7:06	MJH
Chromium	28	0.70	mg/Kg dry	1		SW-846 6010D	9/24/20	9/28/20 7:06	MJH
Lead	23	0.53	mg/Kg dry	1		SW-846 6010D	9/24/20	9/28/20 7:06	MJH
Mercury	0.033	0.027	mg/Kg dry	1		SW-846 7471B	9/29/20	9/30/20 12:16	CJV
Selenium	ND	3.5	mg/Kg dry	1		SW-846 6010D	9/24/20	9/28/20 7:06	MJH
Silver	ND	0.35	mg/Kg dry	1		SW-846 6010D	9/24/20	9/28/20 7:06	MJH

con-test® ANALYTICAL LABORATORY
39 Spruce Street * East Longmeadow, MA 01028 * FAX 413/525-6405 * TEL. 413/525-2332

Project Location: Greenwich, CT
Sample Description:
Work Order: 20I1121
Date Received: 9/22/2020
Field Sample #: North-B3 (0.5-1)-1
Sampled: 9/22/2020 11:15
Sample ID: 20I1121-10
Sample Matrix: Soil

Conventional Chemistry Parameters by EPA/APHA/SW-846 Methods (Total)

Analyte	Results	RL	Units	Dilution	Flag/Qual	Method	Date Prepared	Date/Time Analyzed	Analyst
% Solids	92.1		% Wt	1		SM 2540G	9/28/20	9/29/20 7:50	CBM

con-test® ANALYTICAL LABORATORY
39 Spruce Street * East Longmeadow, MA 01028 * FAX 413/525-6405 * TEL. 413/525-2332

Sample Extraction Data

Prep Method: SW-846 3546 **Analytical Method: CTDEP ETPH**

Lab Number [Field ID]	Batch	Initial [g]	Final [mL]	Date
20I1121-01 [North-B1 (0.5-1)-1]	B267232	30.7	2.00	09/24/20
20I1121-02 [North-B1 (2-3)-1]	B267232	30.8	1.00	09/24/20
20I1121-04 [North-B4 (2-4)-1]	B267232	30.2	1.00	09/24/20
20I1121-06 [Central-B3 (1-1.5)-1]	B267232	30.5	1.00	09/24/20
20I1121-07 [North-B2 (0.5-1)-1]	B267232	30.7	1.00	09/24/20
20I1121-08 [North-B2 (2-3)-1]	B267232	30.8	1.00	09/24/20
20I1121-09 [North-B3 (2-3)-1]	B267232	30.5	1.00	09/24/20
20I1121-10 [North-B3 (0.5-1)-1]	B267232	30.3	1.00	09/24/20

Prep Method: % Solids **Analytical Method: SM 2540G**

Lab Number [Field ID]	Batch	Date
20I1121-01 [North-B1 (0.5-1)-1]	B267434	09/28/20
20I1121-02 [North-B1 (2-3)-1]	B267434	09/28/20
20I1121-03 [AL19 (1.5-2.0)-1]	B267434	09/28/20
20I1121-04 [North-B4 (2-4)-1]	B267434	09/28/20
20I1121-05 [North-B4 (2-4)-2]	B267434	09/28/20
20I1121-06 [Central-B3 (1-1.5)-1]	B267434	09/28/20
20I1121-07 [North-B2 (0.5-1)-1]	B267434	09/28/20
20I1121-08 [North-B2 (2-3)-1]	B267434	09/28/20
20I1121-09 [North-B3 (2-3)-1]	B267434	09/28/20
20I1121-10 [North-B3 (0.5-1)-1]	B267434	09/28/20

Prep Method: SW-846 3050B **Analytical Method: SW-846 6010D**

Lab Number [Field ID]	Batch	Initial [g]	Final [mL]	Date
20I1121-01 [North-B1 (0.5-1)-1]	B267245	1.51	50.0	09/24/20
20I1121-02 [North-B1 (2-3)-1]	B267245	1.54	50.0	09/24/20
20I1121-04 [North-B4 (2-4)-1]	B267245	1.52	50.0	09/24/20
20I1121-07 [North-B2 (0.5-1)-1]	B267245	1.54	50.0	09/24/20
20I1121-08 [North-B2 (2-3)-1]	B267245	1.51	50.0	09/24/20
20I1121-09 [North-B3 (2-3)-1]	B267245	1.50	50.0	09/24/20
20I1121-10 [North-B3 (0.5-1)-1]	B267245	1.54	50.0	09/24/20

Prep Method: SW-846 7470A/7471A **Analytical Method: SW-846 7471B**

Lab Number [Field ID]	Batch	Initial [g]	Final [mL]	Date
20I1121-01 [North-B1 (0.5-1)-1]	B267499	0.592	50.0	09/29/20
20I1121-02 [North-B1 (2-3)-1]	B267499	0.598	50.0	09/29/20
20I1121-04 [North-B4 (2-4)-1]	B267499	0.596	50.0	09/29/20
20I1121-07 [North-B2 (0.5-1)-1]	B267499	0.608	50.0	09/29/20
20I1121-08 [North-B2 (2-3)-1]	B267499	0.599	50.0	09/29/20
20I1121-09 [North-B3 (2-3)-1]	B267499	0.599	50.0	09/29/20
20I1121-10 [North-B3 (0.5-1)-1]	B267499	0.592	50.0	09/29/20

Prep Method: SW-846 3540C **Analytical Method: SW-846 8082A**

Lab Number [Field ID]	Batch	Initial [g]	Final [mL]	Date
20I1121-01 [North-B1 (0.5-1)-1]	B267587	10.0	10.0	09/30/20
20I1121-02 [North-B1 (2-3)-1]	B267587	10.0	10.0	09/30/20

con-test® ANALYTICAL LABORATORY

39 Spruce Street * East Longmeadow, MA 01028 * FAX 413/525-6405 * TEL. 413/525-2332

Sample Extraction Data

Prep Method: SW-846 3540C **Analytical Method: SW-846 8082A**

Lab Number [Field ID]	Batch	Initial [g]	Final [mL]	Date
20I1121-03 [AL19 (1.5-2.0)-1]	B267587	10.0	10.0	09/30/20
20I1121-04 [North-B4 (2-4)-1]	B267587	10.0	10.0	09/30/20
20I1121-05 [North-B4 (2-4)-2]	B267587	10.0	10.0	09/30/20
20I1121-07 [North-B2 (0.5-1)-1]	B267587	10.0	10.0	09/30/20
20I1121-08 [North-B2 (2-3)-1]	B267587	10.0	10.0	09/30/20
20I1121-09 [North-B3 (2-3)-1]	B267587	10.0	10.0	09/30/20
20I1121-10 [North-B3 (0.5-1)-1]	B267587	10.0	10.0	09/30/20

Prep Method: SW-846 3546 **Analytical Method: SW-846 8270D-E**

Lab Number [Field ID]	Batch	Initial [g]	Final [mL]	Date
20I1121-01 [North-B1 (0.5-1)-1]	B267451	30.0	1.00	09/28/20
20I1121-02 [North-B1 (2-3)-1]	B267451	30.0	1.00	09/28/20
20I1121-04 [North-B4 (2-4)-1]	B267451	30.0	1.00	09/28/20
20I1121-06 [Central-B3 (1-1.5)-1]	B267451	30.0	1.00	09/28/20
20I1121-07 [North-B2 (0.5-1)-1]	B267451	30.0	1.00	09/28/20
20I1121-08 [North-B2 (2-3)-1]	B267451	30.0	1.00	09/28/20
20I1121-09 [North-B3 (2-3)-1]	B267451	30.0	1.00	09/28/20
20I1121-10 [North-B3 (0.5-1)-1]	B267451	30.0	1.00	09/28/20

con-test® ANALYTICAL LABORATORY

39 Spruce Street * East Longmeadow, MA 01028 * FAX 413/525-6405 * TEL. 413/525-2332

QUALITY CONTROL

Semivolatile Organic Compounds by GC/MS - Quality Control

Analyte	Result	Reporting Limit	Units	Spike Level	Source Result	%REC	%REC Limits	RPD	RPD Limit	Notes
Batch B267451 - SW-846 3546										
Blank (B267451-BLK1)				Prepared: 09/28/20 Analyzed: 09/30/20						
Acenaphthene	ND	0.17	mg/Kg wet							
Acenaphthylene	ND	0.17	mg/Kg wet							
Anthracene	ND	0.17	mg/Kg wet							
Benzo(a)anthracene	ND	0.17	mg/Kg wet							
Benzo(a)pyrene	ND	0.17	mg/Kg wet							
Benzo(b)fluoranthene	ND	0.17	mg/Kg wet							
Benzo(g,h,i)perylene	ND	0.17	mg/Kg wet							
Benzo(k)fluoranthene	ND	0.17	mg/Kg wet							
Chrysene	ND	0.17	mg/Kg wet							
Dibenz(a,h)anthracene	ND	0.17	mg/Kg wet							
Fluoranthene	ND	0.17	mg/Kg wet							
Fluorene	ND	0.17	mg/Kg wet							
Indeno(1,2,3-cd)pyrene	ND	0.17	mg/Kg wet							
2-Methylnaphthalene	ND	0.17	mg/Kg wet							
Naphthalene	ND	0.17	mg/Kg wet							
Phenanthrene	ND	0.17	mg/Kg wet							
Pyrene	ND	0.17	mg/Kg wet							
Surrogate: Nitrobenzene-d5	*2.09*		mg/Kg wet	3.33		62.7	30-130			
Surrogate: 2-Fluorobiphenyl	*2.40*		mg/Kg wet	3.33		71.9	30-130			
Surrogate: p-Terphenyl-d14	*2.94*		mg/Kg wet	3.33		88.3	30-130			
LCS (B267451-BS1)				Prepared: 09/28/20 Analyzed: 09/30/20						
Acenaphthene	1.04	0.17	mg/Kg wet	1.67		62.3	40-140			
Acenaphthylene	1.08	0.17	mg/Kg wet	1.67		65.1	40-140			
Anthracene	1.10	0.17	mg/Kg wet	1.67		66.3	40-140			
Benzo(a)anthracene	1.08	0.17	mg/Kg wet	1.67		64.9	40-140			
Benzo(a)pyrene	1.07	0.17	mg/Kg wet	1.67		64.0	40-140			
Benzo(b)fluoranthene	1.10	0.17	mg/Kg wet	1.67		66.1	40-140			
Benzo(g,h,i)perylene	1.11	0.17	mg/Kg wet	1.67		66.9	40-140			
Benzo(k)fluoranthene	1.09	0.17	mg/Kg wet	1.67		65.6	40-140			
Chrysene	1.09	0.17	mg/Kg wet	1.67		65.6	40-140			
Dibenz(a,h)anthracene	1.03	0.17	mg/Kg wet	1.67		61.9	40-140			
Fluoranthene	1.01	0.17	mg/Kg wet	1.67		60.3	40-140			
Fluorene	1.08	0.17	mg/Kg wet	1.67		65.1	40-140			
Indeno(1,2,3-cd)pyrene	1.14	0.17	mg/Kg wet	1.67		68.2	40-140			
2-Methylnaphthalene	1.10	0.17	mg/Kg wet	1.67		65.7	40-140			
Naphthalene	0.943	0.17	mg/Kg wet	1.67		56.6	40-140			
Phenanthrene	1.09	0.17	mg/Kg wet	1.67		65.4	40-140			
Pyrene	1.15	0.17	mg/Kg wet	1.67		68.9	40-140			
Surrogate: Nitrobenzene-d5	*2.15*		mg/Kg wet	3.33		64.6	30-130			
Surrogate: 2-Fluorobiphenyl	*2.58*		mg/Kg wet	3.33		77.5	30-130			
Surrogate: p-Terphenyl-d14	*2.91*		mg/Kg wet	3.33		87.3	30-130			

con-test® ANALYTICAL LABORATORY

39 Spruce Street * East Longmeadow, MA 01028 * FAX 413/525-6405 * TEL. 413/525-2332

QUALITY CONTROL

Semivolatile Organic Compounds by GC/MS - Quality Control

Analyte	Result	Reporting Limit	Units	Spike Level	Source Result	%REC	%REC Limits	RPD	RPD Limit	Notes
Batch B267451 - SW-846 3546										
LCS Dup (B267451-BSD1)				Prepared: 09/28/20 Analyzed: 09/30/20						
Acenaphthene	0.957	0.17	mg/Kg wet	1.67		57.4	40-140	8.15	30	
Acenaphthylene	0.996	0.17	mg/Kg wet	1.67		59.8	40-140	8.52	30	
Anthracene	1.02	0.17	mg/Kg wet	1.67		61.2	40-140	8.00	30	
Benzo(a)anthracene	0.987	0.17	mg/Kg wet	1.67		59.2	40-140	9.12	30	
Benzo(a)pyrene	0.987	0.17	mg/Kg wet	1.67		59.2	40-140	7.66	30	
Benzo(b)fluoranthene	1.02	0.17	mg/Kg wet	1.67		61.0	40-140	8.09	30	
Benzo(g,h,i)perylene	1.01	0.17	mg/Kg wet	1.67		60.7	40-140	9.69	30	
Benzo(k)fluoranthene	0.994	0.17	mg/Kg wet	1.67		59.7	40-140	9.48	30	
Chrysene	1.00	0.17	mg/Kg wet	1.67		60.1	40-140	8.68	30	
Dibenz(a,h)anthracene	0.969	0.17	mg/Kg wet	1.67		58.2	40-140	6.17	30	
Fluoranthene	0.926	0.17	mg/Kg wet	1.67		55.6	40-140	8.21	30	
Fluorene	0.995	0.17	mg/Kg wet	1.67		59.7	40-140	8.66	30	
Indeno(1,2,3-cd)pyrene	1.06	0.17	mg/Kg wet	1.67		63.5	40-140	7.11	30	
2-Methylnaphthalene	1.05	0.17	mg/Kg wet	1.67		62.7	40-140	4.64	30	
Naphthalene	0.940	0.17	mg/Kg wet	1.67		56.4	40-140	0.319	30	
Phenanthrene	1.00	0.17	mg/Kg wet	1.67		60.0	40-140	8.64	30	
Pyrene	1.04	0.17	mg/Kg wet	1.67		62.4	40-140	9.78	30	
Surrogate: Nitrobenzene-d5	*2.03*		mg/Kg wet	3.33		60.9	30-130			
Surrogate: 2-Fluorobiphenyl	*2.35*		mg/Kg wet	3.33		70.6	30-130			
Surrogate: p-Terphenyl-d14	*2.59*		mg/Kg wet	3.33		77.7	30-130			
Matrix Spike (B267451-MS1)		**Source: 20I1121-08**		Prepared: 09/28/20 Analyzed: 10/01/20						
Acenaphthene	1.00	0.19	mg/Kg dry	1.84	ND	54.4	40-140			
Acenaphthylene	1.08	0.19	mg/Kg dry	1.84	ND	58.7	40-140			
Anthracene	1.19	0.19	mg/Kg dry	1.84	0.117	58.2	40-140			
Benzo(a)anthracene	1.31	0.19	mg/Kg dry	1.84	0.219	59.2	40-140			
Benzo(a)pyrene	1.29	0.19	mg/Kg dry	1.84	0.191	59.8	40-140			
Benzo(b)fluoranthene	1.30	0.19	mg/Kg dry	1.84	0.230	58.3	40-140			
Benzo(g,h,i)perylene	1.32	0.19	mg/Kg dry	1.84	0.113	65.5	40-140			
Benzo(k)fluoranthene	1.17	0.19	mg/Kg dry	1.84	ND	63.5	40-140			
Chrysene	1.28	0.19	mg/Kg dry	1.84	0.178	60.1	40-140			
Dibenz(a,h)anthracene	1.20	0.19	mg/Kg dry	1.84	ND	65.5	40-140			
Fluoranthene	1.47	0.19	mg/Kg dry	1.84	0.425	56.9	40-140			
Fluorene	1.15	0.19	mg/Kg dry	1.84	ND	62.5	40-140			
Indeno(1,2,3-cd)pyrene	1.40	0.19	mg/Kg dry	1.84	ND	76.0	40-140			
2-Methylnaphthalene	1.04	0.19	mg/Kg dry	1.84	ND	56.3	40-140			
Naphthalene	0.887	0.19	mg/Kg dry	1.84	ND	48.2	40-140			
Phenanthrene	1.53	0.19	mg/Kg dry	1.84	0.357	63.8	40-140			
Pyrene	1.59	0.19	mg/Kg dry	1.84	0.370	66.5	40-140			
Surrogate: Nitrobenzene-d5	*1.66*		mg/Kg dry	3.68		45.3	30-130			
Surrogate: 2-Fluorobiphenyl	*2.29*		mg/Kg dry	3.68		62.4	30-130			
Surrogate: p-Terphenyl-d14	*2.71*		mg/Kg dry	3.68		73.6	30-130			

con-test® ANALYTICAL LABORATORY

39 Spruce Street * East Longmeadow, MA 01028 * FAX 413/525-6405 * TEL. 413/525-2332

QUALITY CONTROL

Semivolatile Organic Compounds by GC/MS - Quality Control

Analyte	Result	Reporting Limit	Units	Spike Level	Source Result	%REC	%REC Limits	RPD	RPD Limit	Notes
Batch B267451 - SW-846 3546										
Matrix Spike Dup (B267451-MSD1)		**Source: 20I1121-08**		Prepared: 09/28/20 Analyzed: 10/01/20						
Acenaphthene	1.05	0.19	mg/Kg dry	1.84	ND	57.1	40-140	4.95	30	
Acenaphthylene	1.07	0.19	mg/Kg dry	1.84	ND	58.0	40-140	1.13	30	
Anthracene	1.13	0.19	mg/Kg dry	1.84	0.117	54.9	40-140	5.28	30	
Benzo(a)anthracene	1.19	0.19	mg/Kg dry	1.84	0.219	52.6	40-140	9.73	30	
Benzo(a)pyrene	1.14	0.19	mg/Kg dry	1.84	0.191	51.8	40-140	12.1	30	
Benzo(b)fluoranthene	1.18	0.19	mg/Kg dry	1.84	0.230	51.8	40-140	9.59	30	
Benzo(g,h,i)perylene	1.25	0.19	mg/Kg dry	1.84	0.113	61.7	40-140	5.45	30	
Benzo(k)fluoranthene	1.12	0.19	mg/Kg dry	1.84	ND	61.1	40-140	3.88	30	
Chrysene	1.16	0.19	mg/Kg dry	1.84	0.178	53.5	40-140	10.0	30	
Dibenz(a,h)anthracene	1.21	0.19	mg/Kg dry	1.84	ND	65.9	40-140	0.609	30	
Fluoranthene	1.22	0.19	mg/Kg dry	1.84	0.425	43.0	40-140	19.1	30	
Fluorene	1.09	0.19	mg/Kg dry	1.84	ND	59.5	40-140	4.95	30	
Indeno(1,2,3-cd)pyrene	1.33	0.19	mg/Kg dry	1.84	ND	72.5	40-140	4.66	30	
2-Methylnaphthalene	1.04	0.19	mg/Kg dry	1.84	ND	56.8	40-140	0.849	30	
Naphthalene	0.896	0.19	mg/Kg dry	1.84	ND	48.7	40-140	0.949	30	
Phenanthrene	1.19	0.19	mg/Kg dry	1.84	0.357	45.3	40-140	25.0	30	
Pyrene	1.32	0.19	mg/Kg dry	1.84	0.370	51.4	40-140	19.0	30	
Surrogate: Nitrobenzene-d5	*1.89*		mg/Kg dry	3.68		51.3	30-130			
Surrogate: 2-Fluorobiphenyl	*2.42*		mg/Kg dry	3.68		65.7	30-130			
Surrogate: p-Terphenyl-d14	*2.83*		mg/Kg dry	3.68		77.0	30-130			

con-test® ANALYTICAL LABORATORY

39 Spruce Street * East Longmeadow, MA 01028 * FAX 413/525-6405 * TEL. 413/525-2332

QUALITY CONTROL

Polychlorinated Biphenyls with 3540 Soxhlet Extraction - Quality Control

Analyte	Result	Reporting Limit	Units	Spike Level	Source Result	%REC	%REC Limits	RPD	RPD Limit	Notes
Batch B267587 - SW-846 3540C										
Blank (B267587-BLK1)				Prepared: 09/30/20 Analyzed: 10/02/20						
Aroclor-1016	ND	0.020	mg/Kg wet							
Aroclor-1016 [2C]	ND	0.020	mg/Kg wet							
Aroclor-1221	ND	0.020	mg/Kg wet							
Aroclor-1221 [2C]	ND	0.020	mg/Kg wet							
Aroclor-1232	ND	0.020	mg/Kg wet							
Aroclor-1232 [2C]	ND	0.020	mg/Kg wet							
Aroclor-1242	ND	0.020	mg/Kg wet							
Aroclor-1242 [2C]	ND	0.020	mg/Kg wet							
Aroclor-1248	ND	0.020	mg/Kg wet							
Aroclor-1248 [2C]	ND	0.020	mg/Kg wet							
Aroclor-1254	ND	0.020	mg/Kg wet							
Aroclor-1254 [2C]	ND	0.020	mg/Kg wet							
Aroclor-1260	ND	0.020	mg/Kg wet							
Aroclor-1260 [2C]	ND	0.020	mg/Kg wet							
Aroclor-1262	ND	0.020	mg/Kg wet							
Aroclor-1262 [2C]	ND	0.020	mg/Kg wet							
Aroclor-1268	ND	0.020	mg/Kg wet							
Aroclor-1268 [2C]	ND	0.020	mg/Kg wet							
Surrogate: Decachlorobiphenyl	*0.227*		mg/Kg wet	0.200		113	30-150			
Surrogate: Decachlorobiphenyl [2C]	*0.234*		mg/Kg wet	0.200		117	30-150			
Surrogate: Tetrachloro-m-xylene	*0.207*		mg/Kg wet	0.200		103	30-150			
Surrogate: Tetrachloro-m-xylene [2C]	*0.209*		mg/Kg wet	0.200		105	30-150			
LCS (B267587-BS1)				Prepared: 09/30/20 Analyzed: 10/02/20						
Aroclor-1016	0.19	0.020	mg/Kg wet	0.200		97.4	40-140			
Aroclor-1016 [2C]	0.19	0.020	mg/Kg wet	0.200		95.8	40-140			
Aroclor-1260	0.20	0.020	mg/Kg wet	0.200		98.0	40-140			
Aroclor-1260 [2C]	0.19	0.020	mg/Kg wet	0.200		95.7	40-140			
Surrogate: Decachlorobiphenyl	*0.229*		mg/Kg wet	0.200		115	30-150			
Surrogate: Decachlorobiphenyl [2C]	*0.239*		mg/Kg wet	0.200		119	30-150			
Surrogate: Tetrachloro-m-xylene	*0.213*		mg/Kg wet	0.200		106	30-150			
Surrogate: Tetrachloro-m-xylene [2C]	*0.209*		mg/Kg wet	0.200		105	30-150			
LCS Dup (B267587-BSD1)				Prepared: 09/30/20 Analyzed: 10/02/20						
Aroclor-1016	0.20	0.020	mg/Kg wet	0.200		97.7	40-140	0.304	30	
Aroclor-1016 [2C]	0.19	0.020	mg/Kg wet	0.200		95.1	40-140	0.748	30	
Aroclor-1260	0.19	0.020	mg/Kg wet	0.200		95.8	40-140	2.30	30	
Aroclor-1260 [2C]	0.18	0.020	mg/Kg wet	0.200		92.5	40-140	3.44	30	
Surrogate: Decachlorobiphenyl	*0.221*		mg/Kg wet	0.200		111	30-150			
Surrogate: Decachlorobiphenyl [2C]	*0.229*		mg/Kg wet	0.200		115	30-150			
Surrogate: Tetrachloro-m-xylene	*0.214*		mg/Kg wet	0.200		107	30-150			
Surrogate: Tetrachloro-m-xylene [2C]	*0.213*		mg/Kg wet	0.200		107	30-150			

con-test® ANALYTICAL LABORATORY

39 Spruce Street * East Longmeadow, MA 01028 * FAX 413/525-6405 * TEL. 413/525-2332

QUALITY CONTROL

Polychlorinated Biphenyls with 3540 Soxhlet Extraction - Quality Control

Analyte	Result	Reporting Limit	Units	Spike Level	Source Result	%REC		%REC Limits	RPD	RPD Limit	Notes
Batch B267587 - SW-846 3540C											
Matrix Spike (B267587-MS1)		**Source: 20I1121-08**		Prepared: 09/30/20 Analyzed: 10/03/20							
Aroclor-1016	3.0	0.088	mg/Kg dry	0.221	ND	**1350**	*	40-140			MS-21
Aroclor-1016 [2C]	2.6	0.088	mg/Kg dry	0.221	ND	**1160**	*	40-140			MS-21
Aroclor-1260	0.60	0.088	mg/Kg dry	0.221	ND	**271**	*	40-140			MS-21
Aroclor-1260 [2C]	0.31	0.088	mg/Kg dry	0.221	ND	139		40-140			
Surrogate: Decachlorobiphenyl	*0.225*		mg/Kg dry	0.221		102		30-150			
Surrogate: Decachlorobiphenyl [2C]	*0.223*		mg/Kg dry	0.221		101		30-150			
Surrogate: Tetrachloro-m-xylene	*0.238*		mg/Kg dry	0.221		108		30-150			
Surrogate: Tetrachloro-m-xylene [2C]	*0.216*		mg/Kg dry	0.221		98.0		30-150			
Matrix Spike Dup (B267587-MSD1)		**Source: 20I1121-08**		Prepared: 09/30/20 Analyzed: 10/03/20							
Aroclor-1016	4.4	0.088	mg/Kg dry	0.221	ND	**2000**	*	40-140	39.2	50	MS-21
Aroclor-1016 [2C]	3.9	0.088	mg/Kg dry	0.221	ND	**1770**	*	40-140	41.4	50	MS-21
Aroclor-1260	0.73	0.088	mg/Kg dry	0.221	ND	**330**	*	40-140	19.6	50	MS-21
Aroclor-1260 [2C]	0.33	0.088	mg/Kg dry	0.221	ND	**151**	*	40-140		50	MS-21
Surrogate: Decachlorobiphenyl	*0.232*		mg/Kg dry	0.221		105		30-150			
Surrogate: Decachlorobiphenyl [2C]	*0.231*		mg/Kg dry	0.221		105		30-150			
Surrogate: Tetrachloro-m-xylene	*0.212*		mg/Kg dry	0.221		96.0		30-150			
Surrogate: Tetrachloro-m-xylene [2C]	*0.232*		mg/Kg dry	0.221		105		30-150			

con-test® ANALYTICAL LABORATORY

39 Spruce Street * East Longmeadow, MA 01028 * FAX 413/525-6405 * TEL. 413/525-2332

QUALITY CONTROL

Petroleum Hydrocarbons Analyses - Quality Control

Analyte	Result	Reporting Limit	Units	Spike Level	Source Result	%REC		%REC Limits	RPD		RPD Limit	Notes
Batch B267232 - SW-846 3546												
Blank (B267232-BLK1)				Prepared: 09/24/20 Analyzed: 09/25/20								
CT ETPH	ND	10	mg/Kg wet									
Surrogate: 2-Fluorobiphenyl	*2.36*		mg/Kg wet	3.33		70.9		50-150				
LCS (B267232-BS1)				Prepared: 09/24/20 Analyzed: 09/25/20								
CT ETPH	26.2	10	mg/Kg wet	33.3		78.7		60-120				
Surrogate: 2-Fluorobiphenyl	*2.49*		mg/Kg wet	3.33		74.8		50-150				
LCS Dup (B267232-BSD1)				Prepared: 09/24/20 Analyzed: 09/25/20								
CT ETPH	25.1	10	mg/Kg wet	33.3		75.3		60-120	4.46		30	
Surrogate: 2-Fluorobiphenyl	*2.35*		mg/Kg wet	3.33		70.6		50-150				
Matrix Spike (B267232-MS1)	**Source: 20I1121-08**			Prepared: 09/24/20 Analyzed: 09/26/20								
CT ETPH	541	55	mg/Kg dry	36.4	231	**850**	*	50-150				MS-19
Surrogate: 2-Fluorobiphenyl	*1.91*		mg/Kg dry	3.64		52.6		50-150				
Matrix Spike Dup (B267232-MSD1)	**Source: 20I1121-08**			Prepared: 09/24/20 Analyzed: 09/26/20								
CT ETPH	223	55	mg/Kg dry	36.5	231	**-22.6**	*	50-150	**83.3**	*	30	MS-19
Surrogate: 2-Fluorobiphenyl	*2.44*		mg/Kg dry	3.65		66.8		50-150				

con-test® ANALYTICAL LABORATORY

39 Spruce Street * East Longmeadow, MA 01028 * FAX 413/525-6405 * TEL. 413/525-2332

QUALITY CONTROL

Metals Analyses (Total) - Quality Control

Analyte	Result	Reporting Limit	Units	Spike Level	Source Result	%REC		%REC Limits	RPD	RPD Limit	Notes
Batch B267245 - SW-846 3050B											
Blank (B267245-BLK1)				Prepared: 09/24/20 Analyzed: 09/28/20							
Arsenic	ND	3.3	mg/Kg wet								
Barium	ND	1.7	mg/Kg wet								
Cadmium	ND	0.33	mg/Kg wet								
Chromium	ND	0.67	mg/Kg wet								
Lead	ND	0.50	mg/Kg wet								
Selenium	ND	3.3	mg/Kg wet								
Silver	ND	0.33	mg/Kg wet								
LCS (B267245-BS1)				Prepared: 09/24/20 Analyzed: 09/28/20							
Arsenic	83.9	10	mg/Kg wet	95.5		87.8		82.8-117.3			
Barium	287	5.0	mg/Kg wet	300		95.7		82.3-117.7			
Cadmium	126	1.0	mg/Kg wet	135		93.4		83-117.8			
Chromium	136	2.0	mg/Kg wet	147		92.8		82.3-117.7			
Lead	86.5	1.5	mg/Kg wet	92.3		93.7		83.1-117			
Selenium	35.5	10	mg/Kg wet	42.0		84.5		79.5-120.5			
Silver	38.0	1.0	mg/Kg wet	40.3		94.2		80.6-119.4			
LCS Dup (B267245-BSD1)				Prepared: 09/24/20 Analyzed: 09/28/20							
Arsenic	83.4	10	mg/Kg wet	95.5		87.3		82.8-117.3	0.551	30	
Barium	296	5.0	mg/Kg wet	300		98.5		82.3-117.7	2.90	20	
Cadmium	129	1.0	mg/Kg wet	135		95.8		83-117.8	2.61	20	
Chromium	137	2.0	mg/Kg wet	147		93.2		82.3-117.7	0.491	30	
Lead	86.1	1.5	mg/Kg wet	92.3		93.3		83.1-117	0.447	30	
Selenium	35.3	10	mg/Kg wet	42.0		84.2		79.5-120.5	0.354	30	
Silver	37.0	1.0	mg/Kg wet	40.3		91.8		80.6-119.4	2.59	30	
Matrix Spike (B267245-MS1)	**Source: 20I1121-08**			Prepared: 09/24/20 Analyzed: 09/28/20							
Arsenic	19.3	3.6	mg/Kg dry	18.2	2.85	90.4		75-125			
Barium	174	1.8	mg/Kg dry	18.2	163	**60.9**	*	75-125			MS-19
Cadmium	17.5	0.36	mg/Kg dry	18.2	ND	96.1		75-125			
Chromium	61.0	0.73	mg/Kg dry	18.2	37.8	**127**	*	75-125			MS-22
Lead	52.5	0.55	mg/Kg dry	18.2	118	**-361**	*	75-125			MS-19
Selenium	14.7	3.6	mg/Kg dry	18.2	ND	80.6		75-125			
Silver	18.4	0.36	mg/Kg dry	18.2	ND	101		75-125			
Matrix Spike Dup (B267245-MSD1)	**Source: 20I1121-08**			Prepared: 09/24/20 Analyzed: 09/28/20							
Arsenic	19.4	3.6	mg/Kg dry	18.0	2.85	91.8		75-125	0.334	35	
Barium	160	1.8	mg/Kg dry	18.0	163	**-19.4**	*	75-125	8.73	35	MS-19
Cadmium	17.1	0.36	mg/Kg dry	18.0	ND	94.9		75-125	2.34	35	
Chromium	55.5	0.72	mg/Kg dry	18.0	37.8	98.0		75-125	9.48	35	
Lead	57.9	0.54	mg/Kg dry	18.0	118	**-335**	*	75-125	9.68	35	MS-19
Selenium	14.7	3.6	mg/Kg dry	18.0	ND	81.7		75-125	0.183	35	
Silver	18.0	0.36	mg/Kg dry	18.0	ND	99.8		75-125	2.12	35	

con-test® ANALYTICAL LABORATORY

39 Spruce Street * East Longmeadow, MA 01028 * FAX 413/525-6405 * TEL. 413/525-2332

QUALITY CONTROL

Metals Analyses (Total) - Quality Control

Analyte	Result	Reporting Limit	Units	Spike Level	Source Result	%REC	%REC Limits	RPD		RPD Limit	Notes
Batch B267245 - SW-846 3050B											
Reference (B267245-SRM1) MRL Check				Prepared: 09/24/20	Analyzed: 09/28/20						
Lead	0.559	0.50	mg/Kg wet	0.504		111	80-120				
Batch B267499 - SW-846 7470A/7471A											
Blank (B267499-BLK1)				Prepared: 09/29/20	Analyzed: 09/30/20						
Mercury	ND	0.025	mg/Kg wet								
LCS (B267499-BS1)				Prepared: 09/29/20	Analyzed: 09/30/20						
Mercury	20.3	0.77	mg/Kg wet	18.4		110	60.9-138.6				
LCS Dup (B267499-BSD1)				Prepared: 09/29/20	Analyzed: 09/30/20						
Mercury	15.9	0.76	mg/Kg wet	18.4		86.3	60.9-138.6	**24.6**	*	20	R-05
Matrix Spike (B267499-MS1)		**Source: 20I1121-08**		Prepared: 09/29/20	Analyzed: 09/30/20						
Mercury	0.418	0.027	mg/Kg dry	0.365	0.0455	102	80-120				
Matrix Spike Dup (B267499-MSD1)		**Source: 20I1121-08**		Prepared: 09/29/20	Analyzed: 09/30/20						
Mercury	0.418	0.027	mg/Kg dry	0.363	0.0455	103	80-120	0.00954		20	

con-test® ANALYTICAL LABORATORY

39 Spruce Street * East Longmeadow, MA 01028 * FAX 413/525-6405 * TEL. 413/525-2332

QUALITY CONTROL

Conventional Chemistry Parameters by EPA/APHA/SW-846 Methods (Total) - Quality Control

Analyte	Result	Reporting Limit	Units	Spike Level	Source Result	%REC	%REC Limits	RPD	RPD Limit	Notes
Batch B267434 - % Solids										
Duplicate (B267434-DUP5)		**Source: 20I1121-08**		Prepared: 09/28/20 Analyzed: 09/29/20						
% Solids	90.7		% Wt		90.6			0.0686	10	

con-test® ANALYTICAL LABORATORY
39 Spruce Street * East Longmeadow, MA 01028 * FAX 413/525-6405 * TEL. 413/525-2332

IDENTIFICATION SUMMARY FOR SINGLE COMPONENT ANALYTES

SW-846 8082A

North-B1 (2-3)-1

Lab Sample ID: 20I1121-02 Date(s) Analyzed: 10/03/2020 10/03/2020

Instrument ID (1): ECD5 Instrument ID (2): ECD5

GC Column (1): ID: (mm) GC Column (2): ID: (mm)

ANALYTE	COL	RT	RT WINDOW		CONCENTRATION	%RPD
			FROM	TO		
Aroclor-1248	1	0.000	-0.030	0.030	0.71	
	2	0.000	-0.030	0.030	0.71	0.0

con-test® ANALYTICAL LABORATORY

39 Spruce Street * East Longmeadow, MA 01028 * FAX 413/525-6405 * TEL. 413/525-2332

IDENTIFICATION SUMMARY FOR SINGLE COMPONENT ANALYTES

SW-846 8082A

AL19 (1.5-2.0)-1

Lab Sample ID: 20I1121-03 Date(s) Analyzed: 10/03/2020 10/03/2020

Instrument ID (1): ECD5 Instrument ID (2): ECD5

GC Column (1): ID: (mm) GC Column (2): ID: (mm)

ANALYTE	COL	RT	RT WINDOW		CONCENTRATION	%RPD
			FROM	TO		
Aroclor-1248	1	0.000	-0.030	0.030	0.12	
	2	0.000	-0.030	0.030	0.11	8.7

con-test® ANALYTICAL LABORATORY
39 Spruce Street * East Longmeadow, MA 01028 * FAX 413/525-6405 * TEL. 413/525-2332

IDENTIFICATION SUMMARY FOR SINGLE COMPONENT ANALYTES

SW-846 8082A

North-B4 (2-4)-1

Lab Sample ID: 20I1121-04 Date(s) Analyzed: 10/03/2020 10/03/2020

Instrument ID (1): ECD5 Instrument ID (2): ECD5

GC Column (1): ID: (mm) GC Column (2): ID: (mm)

ANALYTE	COL	RT	RT WINDOW		CONCENTRATION	%RPD
			FROM	TO		
Aroclor-1248	1	0.000	-0.030	0.030	4.0	
	2	0.000	-0.030	0.030	4.1	2.5

con-test® ANALYTICAL LABORATORY
39 Spruce Street * East Longmeadow, MA 01028 * FAX 413/525-6405 * TEL. 413/525-2332

IDENTIFICATION SUMMARY FOR SINGLE COMPONENT ANALYTES

SW-846 8082A

North-B4 (2-4)-2

Lab Sample ID: 20I1121-05 Date(s) Analyzed: 10/03/2020 10/03/2020

Instrument ID (1): ECD5 Instrument ID (2): ECD5

GC Column (1): ID: (mm) GC Column (2): ID: (mm)

ANALYTE	COL	RT	RT WINDOW		CONCENTRATION	%RPD
			FROM	TO		
Aroclor-1248	1	0.000	-0.030	0.030	4.2	
	2	0.000	-0.030	0.030	4.2	0.0

con-test® ANALYTICAL LABORATORY

39 Spruce Street * East Longmeadow, MA 01028 * FAX 413/525-6405 * TEL. 413/525-2332

IDENTIFICATION SUMMARY FOR SINGLE COMPONENT ANALYTES

SW-846 8082A

North-B2 (0.5-1)-1

Lab Sample ID: 20I1121-07 Date(s) Analyzed: 10/03/2020 10/03/2020

Instrument ID (1): ECD5 Instrument ID (2): ECD5

GC Column (1): ID: (mm) GC Column (2): ID: (mm)

ANALYTE	COL	RT	RT WINDOW		CONCENTRATION	%RPD
			FROM	TO		
Aroclor-1248	1	0.000	-0.030	0.030	0.98	
	2	0.000	-0.030	0.030	1.0	2.0

con-test® ANALYTICAL LABORATORY

39 Spruce Street * East Longmeadow, MA 01028 * FAX 413/525-6405 * TEL. 413/525-2332

IDENTIFICATION SUMMARY FOR SINGLE COMPONENT ANALYTES

SW-846 8082A

North-B2 (2-3)-1

Lab Sample ID: 20I1121-08 Date(s) Analyzed: 10/03/2020 10/03/2020

Instrument ID (1): ECD5 Instrument ID (2): ECD5

GC Column (1): ID: (mm) GC Column (2): ID: (mm)

ANALYTE	COL	RT	RT WINDOW		CONCENTRATION	%RPD
			FROM	TO		
Aroclor-1248	1	0.000	-0.030	0.030	5.1	
	2	0.000	-0.030	0.030	5.1	0.0

con-test® ANALYTICAL LABORATORY

39 Spruce Street * East Longmeadow, MA 01028 * FAX 413/525-6405 * TEL. 413/525-2332

IDENTIFICATION SUMMARY FOR SINGLE COMPONENT ANALYTES

SW-846 8082A

North-B3 (2-3)-1

Lab Sample ID: 20I1121-09

Date(s) Analyzed: 10/03/2020 10/03/2020

Instrument ID (1): ECD5

Instrument ID (2): ECD5

GC Column (1): ID: (mm)

GC Column (2): ID: (mm)

ANALYTE	COL	RT	RT WINDOW		CONCENTRATION	%RPD
			FROM	TO		
Aroclor-1248	1	0.000	-0.030	0.030	0.21	
	2	0.000	-0.030	0.030	0.22	4.7

con-test® ANALYTICAL LABORATORY
39 Spruce Street * East Longmeadow, MA 01028 * FAX 413/525-6405 * TEL. 413/525-2332

IDENTIFICATION SUMMARY FOR SINGLE COMPONENT ANALYTES

SW-846 8082A

North-B3 (0.5-1)-1

Lab Sample ID: 20I1121-10 Date(s) Analyzed: 10/03/2020 10/03/2020

Instrument ID (1): ECD5 Instrument ID (2): ECD5

GC Column (1): ID: (mm) GC Column (2): ID: (mm)

ANALYTE	COL	RT	RT WINDOW		CONCENTRATION	%RPD
			FROM	TO		
Aroclor-1248	1	0.000	-0.030	0.030	0.48	
	2	0.000	-0.030	0.030	0.50	4.1

con-test® ANALYTICAL LABORATORY
39 Spruce Street * East Longmeadow, MA 01028 * FAX 413/525-6405 * TEL. 413/525-2332

IDENTIFICATION SUMMARY FOR SINGLE COMPONENT ANALYTES

SW-846 8082A

LCS

Lab Sample ID: B267587-BS1 Date(s) Analyzed: 10/02/2020 10/02/2020

Instrument ID (1): ECD5 Instrument ID (2): ECD5

GC Column (1): ID: (mm) GC Column (2): ID: (mm)

ANALYTE	COL	RT	RT WINDOW		CONCENTRATION	%RPD
			FROM	TO		
Aroclor-1016	1	0.000	-0.030	0.030	0.19	
	2	0.000	-0.030	0.030	0.19	5.1
Aroclor-1260	1	0.000	-0.030	0.030	0.20	
	2	0.000	-0.030	0.030	0.19	5.1

con-test® ANALYTICAL LABORATORY

39 Spruce Street * East Longmeadow, MA 01028 * FAX 413/525-6405 * TEL. 413/525-2332

IDENTIFICATION SUMMARY FOR SINGLE COMPONENT ANALYTES

SW-846 8082A

LCS Dup

Lab Sample ID: B267587-BSD1 Date(s) Analyzed: 10/02/2020 10/02/2020

Instrument ID (1): ECD5 Instrument ID (2): ECD5

GC Column (1): ID: (mm) GC Column (2): ID: (mm)

ANALYTE	COL	RT	RT WINDOW		CONCENTRATION	%RPD
			FROM	TO		
Aroclor-1016	1	0.000	-0.030	0.030	0.20	
	2	0.000	-0.030	0.030	0.19	5.1
Aroclor-1260	1	0.000	-0.030	0.030	0.19	
	2	0.000	-0.030	0.030	0.18	5.4

con-test® ANALYTICAL LABORATORY

39 Spruce Street * East Longmeadow, MA 01028 * FAX 413/525-6405 * TEL. 413/525-2332

IDENTIFICATION SUMMARY FOR SINGLE COMPONENT ANALYTES

SW-846 8082A

Matrix Spike

Lab Sample ID: B267587-MS1

Date(s) Analyzed: 10/03/2020 10/03/2020

Instrument ID (1): ECD5

Instrument ID (2): ECD5

GC Column (1): ID: (mm)

GC Column (2): ID: (mm)

ANALYTE	COL	RT	RT WINDOW		CONCENTRATION	%RPD
			FROM	TO		
Aroclor-1016	1	0.000	-0.030	0.030	3.0	
	2	0.000	-0.030	0.030	2.6	14.3
Aroclor-1260	1	0.000	-0.030	0.030	0.60	
	2	0.000	-0.030	0.030	0.31	63.7

con-test® ANALYTICAL LABORATORY

39 Spruce Street * East Longmeadow, MA 01028 * FAX 413/525-6405 * TEL. 413/525-2332

IDENTIFICATION SUMMARY FOR SINGLE COMPONENT ANALYTES

SW-846 8082A

Matrix Spike Dup

Lab Sample ID: B267587-MSD1 Date(s) Analyzed: 10/03/2020 10/03/2020

Instrument ID (1): ECD5 Instrument ID (2): ECD5

GC Column (1): ID: (mm) GC Column (2): ID: (mm)

ANALYTE	COL	RT	RT WINDOW		CONCENTRATION	%RPD
			FROM	TO		
Aroclor-1016	1	0.000	-0.030	0.030	4.4	
	2	0.000	-0.030	0.030	3.9	12.0
Aroclor-1260	1	0.000	-0.030	0.030	0.73	
	2	0.000	-0.030	0.030	0.33	75.5

con-test® ANALYTICAL LABORATORY

39 Spruce Street * East Longmeadow, MA 01028 * FAX 413/525-6405 * TEL. 413/525-2332

FLAG/QUALIFIER SUMMARY

*	QC result is outside of established limits.
†	Wide recovery limits established for difficult compound.
‡	Wide RPD limits established for difficult compound.
#	Data exceeded client recommended or regulatory level
ND	Not Detected
RL	Reporting Limit is at the level of quantitation (LOQ)
DL	Detection Limit is the lower limit of detection determined by the MDL study
MCL	Maximum Contaminant Level
	Percent recoveries and relative percent differences (RPDs) are determined by the software using values in the calculation which have not been rounded.
	No results have been blank subtracted unless specified in the case narrative section.
MS-19	Sample to spike ratio is greater than or equal to 4:1. Spiked amount is not representative of the native amount in the sample. Appropriate or meaningful recoveries cannot be calculated.
MS-21	Matrix spike and/or spike duplicate recovery bias high due to contribution of other Aroclors present in the source sample.
MS-22	Either matrix spike or MS duplicate is outside of control limits, but the other is within limits. RPD between the two MS/MSD results is within method specified criteria.
R-05	Laboratory fortified blank duplicate RPD is outside of control limits. Reduced precision is anticipated for any reported value for this compound.
S-01	The surrogate recovery for this sample is not available due to sample dilution below the surrogate reporting limit required from high analyte concentration and/or matrix interferences.

con-test® ANALYTICAL LABORATORY

39 Spruce Street * East Longmeadow, MA 01028 * FAX 413/525-6405 * TEL. 413/525-2332

CERTIFICATIONS

Certified Analyses included in this Report

Analyte	Certifications
CTDEP ETPH in Soil	
CT ETPH	CT
CTDEP ETPH in Water	
CT ETPH	CT
SW-846 6010D in Soil	
Arsenic	CT,NH,NY,ME,VA,NC
Barium	CT,NH,NY,ME,VA,NC
Cadmium	CT,NH,NY,ME,VA,NC
Chromium	CT,NH,NY,ME,VA,NC
Lead	CT,NH,NY,AIHA,ME,VA,NC
Selenium	CT,NH,NY,ME,VA,NC
Silver	CT,NH,NY,ME,VA,NC
SW-846 7471B in Soil	
Mercury	CT,NH,NY,NC,ME,VA
SW-846 8082A in Soil	
Aroclor-1016	CT,NH,NY,ME,NC,VA,PA
Aroclor-1016 [2C]	CT,NH,NY,ME,NC,VA,PA
Aroclor-1221	CT,NH,NY,ME,NC,VA,PA
Aroclor-1221 [2C]	CT,NH,NY,ME,NC,VA,PA
Aroclor-1232	CT,NH,NY,ME,NC,VA,PA
Aroclor-1232 [2C]	CT,NH,NY,ME,NC,VA,PA
Aroclor-1242	CT,NH,NY,ME,NC,VA,PA
Aroclor-1242 [2C]	CT,NH,NY,ME,NC,VA,PA
Aroclor-1248	CT,NH,NY,ME,NC,VA,PA
Aroclor-1248 [2C]	CT,NH,NY,ME,NC,VA,PA
Aroclor-1254	CT,NH,NY,ME,NC,VA,PA
Aroclor-1254 [2C]	CT,NH,NY,ME,NC,VA,PA
Aroclor-1260	CT,NH,NY,ME,NC,VA,PA
Aroclor-1260 [2C]	CT,NH,NY,ME,NC,VA,PA
Aroclor-1262	NY,NC,VA,PA
Aroclor-1262 [2C]	NY,NC,VA,PA
Aroclor-1268	NY,NC,VA,PA
Aroclor-1268 [2C]	NY,NC,VA,PA
SW-846 8270D-E in Soil	
Acenaphthene	CT,NY,NH,ME,NC,VA
Acenaphthylene	CT,NY,NH,ME,NC,VA
Anthracene	CT,NY,NH,ME,NC,VA
Benzo(a)anthracene	CT,NY,NH,ME,NC,VA
Benzo(a)pyrene	CT,NY,NH,ME,NC,VA
Benzo(b)fluoranthene	CT,NY,NH,ME,NC,VA
Benzo(g,h,i)perylene	CT,NY,NH,ME,NC,VA
Benzo(k)fluoranthene	CT,NY,NH,ME,NC,VA
Chrysene	CT,NY,NH,ME,NC,VA
Dibenz(a,h)anthracene	CT,NY,NH,ME,NC,VA
Fluoranthene	CT,NY,NH,ME,NC,VA
Fluorene	CT,NY,NH,ME,NC,VA

39 Spruce Street * East Longmeadow, MA 01028 * FAX 413/525-6405 * TEL. 413/525-2332

CERTIFICATIONS

Certified Analyses included in this Report

Analyte	Certifications
SW-846 8270D-E in Soil	
Indeno(1,2,3-cd)pyrene	CT,NY,NH,ME,NC,VA
2-Methylnaphthalene	CT,NY,NH,ME,NC,VA
Naphthalene	CT,NY,NH,ME,NC,VA
Phenanthrene	CT,NY,NH,ME,NC,VA
Pyrene	CT,NY,NH,ME,NC,VA
SW-846 8270D-E in Water	
Acenaphthene	CT,NY,NH,ME,NC,VA
Acenaphthylene	CT,NY,NH,ME,NC,VA
Anthracene	CT,NY,NH,ME,NC,VA
Benzo(a)anthracene	CT,NY,NH,ME,NC,VA
Benzo(a)pyrene	CT,NY,NH,ME,NC,VA
Benzo(b)fluoranthene	CT,NY,NH,ME,NC,VA
Benzo(g,h,i)perylene	CT,NY,NH,ME,NC,VA
Benzo(k)fluoranthene	CT,NY,NH,ME,NC,VA
Chrysene	CT,NY,NH,ME,NC,VA
Dibenz(a,h)anthracene	CT,NY,NH,ME,NC,VA
Fluoranthene	CT,NY,NH,ME,NC,VA
Fluorene	CT,NY,NH,ME,NC,VA
Indeno(1,2,3-cd)pyrene	CT,NY,NH,ME,NC,VA
2-Methylnaphthalene	CT,NY,NH,ME,NC,VA
Naphthalene	CT,NY,NH,ME,NC,VA
Phenanthrene	CT,NY,NH,ME,NC,VA
Pyrene	CT,NY,NH,ME,NC,VA

The CON-TEST Environmental Laboratory operates under the following certifications and accreditations:

Code	Description	Number	Expires
AIHA	AIHA-LAP, LLC - ISO17025:2017	100033	03/1/2022
MA	Massachusetts DEP	M-MA100	06/30/2021
CT	Connecticut Department of Publilc Health	PH-0567	09/30/2021
NY	New York State Department of Health	10899 NELAP	04/1/2021
NH-S	New Hampshire Environmental Lab	2516 NELAP	02/5/2021
RI	Rhode Island Department of Health	LAO00112	12/30/2020
NC	North Carolina Div. of Water Quality	652	12/31/2020
NJ	New Jersey DEP	MA007 NELAP	06/30/2021
FL	Florida Department of Health	E871027 NELAP	06/30/2021
VT	Vermont Department of Health Lead Laboratory	LL015036	07/30/2021
ME	State of Maine	2011028	06/9/2021
VA	Commonwealth of Virginia	460217	12/14/2020
NH-P	New Hampshire Environmental Lab	2557 NELAP	09/6/2021
VT-DW	Vermont Department of Health Drinking Water	VT-255716	06/12/2021
NC-DW	North Carolina Department of Health	25703	07/31/2021
PA	Commonwealth of Pennsylvania DEP	68-05812	06/30/2021
MI	Dept. of Env, Great Lakes, and Energy	9100	09/6/2021

20I1121

con-test ANALYTICAL LABORATORY

Phone: 413-525-2332
Fax: 413-525-6405
Email: info@contestlabs.com

http://www.contestlabs.com

CHAIN OF CUSTODY RECORD

39 Spruce Street
East Longmeadow, MA 01028

Doc # 381 Rev 2_06262019

Company Name:	AECOM
Address:	500 Enterprise Drive, 1A, Rocky Hill, CT 06067
Phone:	860-263-5781
Project Name:	Greenwich High School
Project Location:	Greenwich, CT
Project Number:	60432356
Project Manager:	Kaitlyn Feliciano
Con-Test Quote Name/Number:	Q-20191217
Invoice Recipient:	Dan Seremet, E. Doerfler
Sampled By:	C. Hayden

Requested Turnaround Time: 7-Day ☑ 10-Day ☐ PFAS 10-Day (std) ☐ Due Date:

Rush-Approval Required: 1-Day ☐ 3-Day ☐ 2-Day ☐ 4-Day ☐

Dissolved Metals Samples: ○ Field Filtered ○ Lab to Filter

Orthophosphate Samples: ○ Field Filtered ○ Lab to Filter

Data Delivery: Format: PDF ☑ EXCEL ☑ Other: EDD - EQuis CLP Like Data Pkg Required: ☐ Email To: elizabeth.doerfler@aecom.com, dan.seremet@aecom.com Fax To #:

PCB ONLY: SOXHLET ☑ NON SOXHLET ☐

ANALYSIS REQUESTED

Con-Test Work Order#	Client Sample ID / Description	Beginning Date/Time	Ending Date/Time	COMP/GRAB	[1]Matrix Code	Conc Code	VIALS	GLASS	PLASTIC	BACTERIA	ENCORE	PCBs 8082	PAHs	ETPH	Metals
	North-B1(0-0.25)-1	9.22.20	0700	GRAB	S	U		1				X			
01	North-B1(0.5-1)-1		0725					4				X	X	X	X
02	North-B1(2-3)-1		0755					4				X	X	X	X
03	AL19(0.5-2.0)-1		0845					1				X			
04	North-B4(2-4)-1		0845					4				X	X	X	X
05	North-B4(2-4)-2		0850					4				X	X	X	X
06	Central-B3(1-1.5)-1		1000					2					X	X	
	North-B2(0-0.25)-1		1010					1				X			
07	North-B2(0.5-1)-1		1020					4				X	X	X	X
08	North-B2(2-3)-1		1030					5				X	X	X	X

Relinquished by: (signature)	Date/Time:
C. Hayden	9.22.20
Received by: (signature)	Date/Time:
[illegible]	9/22/20 1:57
Relinquished by: (signature)	Date/Time:
[illegible]	9/22/20 1:58
Received by: (signature)	Date/Time:
[illegible]	9/22/20 1:58
Relinquished by: (signature)	Date/Time:
Received by: (signature)	Date/Time:
Relinquished by: (signature)	Date/Time:
Received by: (signature)	Date/Time:

Client Comments: Hold Samples: "North-B1 (0-0.25)" "North-B2 (0-0.25)" "North-B3 (0-0.25)"

Note: ~~MS~~ "North-B2 (2-3)-1" = MS/MSD

Detection Limit Requirements: MA; CT — CT RSR GA PMC, R DEC; Other:

Special Requirements: ☐ MA MCP Required; MCP Certification Form Required; ☑ CT RCP Required; RCP Certification Form Required; ☐ MA State DW Required; PWSID #

Please use the following codes to indicate possible sample concentration within the Conc Code column above: H - High; M - Medium; L - Low; C - Clean; U - Unknown

Project Entity: Government ☐ Municipality ☑ MWRA ☐ WRTA ☐ Federal ☐ 21 J ☐ School ☐ City ☐ Brownfield ☐ MBTA ☐

Other: ☐ Chromatogram ☐ AIHA-LAP,LLC

[2] Preservation Code

Courier Use Only

Total Number Of:
VIALS_____
GLASS_____
PLASTIC_____
BACTERIA_____
ENCORE_____

Glassware in the fridge? Y / N

Glassware in freezer? Y / N

Prepackaged Cooler? Y / N

*Contest is not responsible for missing samples from prepacked coolers

[1] Matrix Codes:
GW = Ground Water
WW = Waste Water
DW = Drinking Water
A = Air
S = Soil
SL = Sludge
SOL = Solid
O = Other (please define)

[2] Preservation Codes:
I = Iced
H = HCL
M = Methanol
N = Nitric Acid
S = Sulfuric Acid
B = Sodium Bisulfate
X = Sodium Hydroxide
T = Sodium Thiosulfate
O = Other (please define)

Lab Comments:

per client run rcra 8 metals 9/23 KF

Disclaimer: Con-Test Labs is not responsible for any omitted information on the Chain of Custody. The Chain of Custody is a legal document that must be complete and accurate and is used to determine what analyses the laboratory will perform. Any missing information is not the laboratory's responsibility. Con-Test values your partnership on each project and will try to assist with missing information, but will not be held accountable.

Table of Contents

20I1121

con-test ANALYTICAL LABORATORY

Phone: 413-525-2332
Fax: 413-525-6405
Email: info@contestlabs.com

http://www.contestlabs.com

CHAIN OF CUSTODY RECORD

39 Spruce Street
East Longmeadow, MA 01028

Doc # 381 Rev 2_06262019

Company Name:	AECOM
Address:	500 Enterprise Drive, 1A, Rocky Hill, CT 06067
Phone:	860-263-5781
Project Name:	Greenwich High School
Project Location:	Greenwich, CT
Project Number:	60432356
Project Manager:	Kaitlyn Feliciano
Con-Test Quote Name/Number:	Q-20191217
Invoice Recipient:	Dan Seremet, E. Doerfler
Sampled By:	C. Hayden

Requested Turnaround Time
7-Day ☑ 10-Day ☐
PFAS 10-Day (std) ☐ Due Date:

Rush-Approval Required
1-Day ☐ 3-Day ☐
2-Day ☐ 4-Day ☐

Dissolved Metals Samples
○ Field Filtered
○ Lab to Filter

Orthophosphate Samples
○ Field Filtered
○ Lab to Filter

Data Delivery
Format: PDF ☑ EXCEL ☑
Other: EDD - EQuis
CLP Like Data Pkg Required: ☐
Email To: elizabeth.doerfler@aecom.com, dan.seremet@aecom.com
Fax To #:

PCB ONLY
SOXHLET ☑
NON SOXHLET ☐

ANALYSIS REQUESTED

Con-Test Work Order#	Client Sample ID / Description	Beginning Date/Time	Ending Date/Time	COMP/GRAB	[1]Matrix Code	Conc Code	VIALS	GLASS	PLASTIC	BACTERIA	ENCORE	PCBs 8082	PAHs	ETPH	Metals
	~~North-B3(2-3)-1~~			~~GRAB~~	~~S~~	~~U~~	~~Cancel~~		~~9-22-20~~						
9	North-B3(2-3)-1	9.22.20	1050	GRAB	S	U		4				X	X	X	X
	North-B3(0-0.25)-1	↓	1100	↓	S	U		1				X			
10	North-B3(0.5-1)-1	↓	1115	↓	S	U		4				X	X	X	X

[2] Preservation Code

Courier Use Only
Total Number Of:
VIALS____
GLASS____
PLASTIC____
BACTERIA____
ENCORE____

Glassware in the fridge? Y / N
Glassware in freezer? Y / N
Prepackaged Cooler? Y / N
*Contest is not responsible for missing samples from prepacked coolers

[1] **Matrix Codes:**
GW = Ground Water
WW = Waste Water
DW = Drinking Water
A = Air
S = Soil
SL = Sludge
SOL = Solid
O = Other (please define)

[2] **Preservation Codes:**
I = Iced
H = HCL
M = Methanol
N = Nitric Acid
S = Sulfuric Acid
B = Sodium Bisulfate
X = Sodium Hydroxide
T = Sodium Thiosulfate
O = Other (please define)

Relinquished by: (signature)	Date/Time:
C Hayden	9.22.20
Received by: (signature)	Date/Time:
[signature]	9/22/20 1:57
Relinquished by: (signature)	Date/Time:
[signature]	9/22/20 7:5
Received by: (signature)	Date/Time:
[signature] 20	9/22/20 1955
Relinquished by: (signature)	Date/Time:
Received by: (signature)	Date/Time:
Relinquished by: (signature)	Date/Time:
Received by: (signature)	Date/Time:

Client Comments:
Hold Samples: "North-B3(0-0.25)-1"

Detection Limit Requirements
MA
CT — CT RSR GA PMC, R DEC
Other:

Special Requirements
☐ MA MCP Required
MCP Certification Form Required
☑ CT RCP Required
RCP Certification Form Required
☐ MA State DW Required
PWSID #

Please use the following codes to indicate possible sample concentration within the Conc Code column above:
H - High; M - Medium; L - Low; C - Clean; U - Unknown

Project Entity
Government ☐ Municipality ☑ MWRA ☐ WRTA ☐
Federal ☐ 21 J ☐ School ☐
City ☐ Brownfield ☐ MBTA ☐

Other
☐ Chromatogram
☐ AIHA-LAP,LLC

Lab Comments:

Disclaimer: Con-Test Labs is not responsible for any omitted information on the Chain of Custody. The Chain of Custody is a legal document that must be complete and accurate and is used to determine what analyses the laboratory will perform. Any missing information is not the laboratory's responsibility. Con Test values your partnership on each project and will try to assist with missing information, but will not be held accountable.

Table of Contents

I Have Not Confirmed Sample Container Numbers With Lab Staff Before Relinquishing Over Samples_____

con-test® ANALYTICAL LABORATORY

Doc# 277 Rev 5 2017

Login Sample Receipt Checklist - (Rejection Criteria Listing - Using Acceptance Policy) Any False Statement will be brought to the attention of the Client - State True or False

Client: AECOM

Received By: [illegible] Date: 9/22/20 Time: 1955

How were the samples received? In Cooler: T No Cooler: ____ On Ice: T No Ice: ____ Direct from Sampling: ____ Ambient: ____ Melted Ice: ____

By Gun #: 4 Actual Temp - 2.0

Were samples within Temperature? 2-6°C: T By Blank #: ____ Actual Temp - ____

Was Custody Seal Intact? NA Were Samples Tampered with? NA

Was COC Relinquished ? T Does Chain Agree With Samples? T F

Are there broken/leaking/loose caps on any samples? F

Is COC in ink/ Legible? T Were samples received within holding time? T

Did COC include all pertinent Information? Client: T Analysis: T Sampler Name: T Project: T ID's: T Collection Dates/Times: T

Are Sample labels filled out and legible? T

Are there Lab to Filters? F Who was notified? ____

Are there Rushes? F Who was notified? ____

Are there Short Holds? F Who was notified? ____

Is there enough Volume? T

Is there Headspace where applicable? N/A MS/MSD? T

Proper Media/Containers Used? T Is splitting samples required? F

Were trip blanks received? F On COC? F

Do all samples have the proper pH? NA Acid: ____ Base: ____

Vials	#	Containers:	#		#		#
Unp-		1 Liter Amb.		1 Liter Plastic		16 oz Amb.	
HCL-		500 mL Amb.		500 mL Plastic		8oz Amb/Clear	33
Meoh-		250 mL Amb.		250 mL Plastic		4oz Amb/Clear	
Bisulfate-		Flashpoint		Col./Bacteria		2oz Amb/Clear	
DI-		Other Glass		Other Plastic		Encore	
Thiosulfate-		SOC Kit		Plastic Bag		Frozen:	
Sulfuric-		Perchlorate		Ziplock			

Unused Media

Vials	#	Containers:	#		#		#
Unp-		1 Liter Amb.		1 Liter Plastic		16 oz Amb.	
HCL-		500 mL Amb.		500 mL Plastic		8oz Amb/Clear	
Meoh-		250 mL Amb.		250 mL Plastic		4oz Amb/Clear	
Bisulfate-		Col./Bacteria		Flashpoint		2oz Amb/Clear	
DI-		Other Plastic		Other Glass		Encore	
Thiosulfate-		SOC Kit		Plastic Bag		Frozen:	
Sulfuric-		Perchlorate		Ziplock			

Comments:

Only one jar received for sample North-B4 (2-4)-2.
Times on samples "North-B3 (2-3)-1" and "North-B3 (0.5-1)-1" did not match COC-went by times on COC.

C:\MSDChem\4\DATA\D092520.SEC\D0925063.D

CT ETPH Discrimination Check

Data File Name D0925063.D
Data File Path C:\MSDChem\4\DATA\D092520.SEC\
Operator RDD
Date Acquired 9/26/1920 3:57
Acq. Method File EPH11D.M
Sample Name ETPH 1500
Instrument Name GCFID4

Name	Ret Time	Target Response	Average Response	*%D+/-20
C-9	1.65	8271163	9238122	10
C-10	2.27	8581174	9238122	7
C-12	3.19	8803966	9238122	5
C-14	3.90	8924057	9238122	3
C-16	4.51	9222204	9238122	0
C-18	5.05	9378127	9238122	-2
C-20	5.66	9321617	9238122	-1
C-22	6.40	9400932	9238122	-2
C-24	7.23	9466513	9238122	-2
C-26	8.04	9474719	9238122	-3
C-28	8.78	9561300	9238122	-3
C-30	9.46	9507302	9238122	-3
C-32	10.09	9407132	9238122	-2
C-34	10.68	9572366	9238122	-4
C-36	11.26	9679252	9238122	-5

Samples

20I1121-02
20I1121-04
20I1121-08@5X
20I1121-10@5X
20I1121-09@5X
20I1121-07@5X
20I1121-06@5X

*One compound allowed %D</=50

C:\MSDChem\4\DATA\D092520\D0925062.D

CT ETPH DISCRIMINATION CHECK

Data File Name D0925062.D
Data File Path C:\MSDChem\4\DATA\D092520\
Operator RDD
Date Acquired 9/26/1920 3:36
Acq. Method File EPH11D.M
Sample Name ETPH 1500
Instrument Name GCFID4

Name	Ret Time	Target Response	Average Response	*%D+/-20
C-9	1.57	7589013	8488145	11
C-10	2.23	7891961	8488145	7
C-12	3.18	8198984	8488145	3
C-14	3.90	8372790	8488145	1
C-16	4.52	8672643	8488145	-2
C-18	5.07	8831501	8488145	-4
C-20	5.68	8753806	8488145	-3
C-22	6.43	8796579	8488145	-4
C-24	7.27	8805858	8488145	-4
C-26	8.09	8757665	8488145	-3
C-28	8.83	8772201	8488145	-3
C-30	9.52	8632550	8488145	-2
C-32	10.16	8419334	8488145	1
C-34	10.76	8460822	8488145	0
C-36	11.35	8366462	8488145	1

Samples
20I1092-01@50X
20I1121-01@20X

*One compound allowed %D</=50%

REASONABLE CONFIDENCE PROTOCOL
LABORATORY ANALYSIS QA/QC CERTIFICATION FORM

Laboratory Name: Con-Test Analytical Laboratory

Client: AECOM Environment - Rocky Hill, CT

Project Location: Greenwich, CT

Project Number: 20I1121

Laboratory Sample ID(s):
20I1121-01 thru 20I1121-10

Sample Date(s):
09/22/2020

List RCP Methods Used:

CTDEP ETPH, SW-846 6010D, SW-846 7471B, SW-846 8082A, SW-846 8270D-E

1	For each analytical method referenced in this laboratory report package, were all specified QA/QC performance criteria followed, including the requirement to explain any criteria falling outside of acceptable guidelines, as specified in the CTDEP method-specific Reasonable Confidence Protocol documents?	☑ Yes ☐ No
1A	Were the method specified preservation and holding time requirements met?	☑ Yes ☐ No
1B	VPH and EPH Methods only: Was the VPH and EPH method conducted without significant modifications (see Section 11.3 of respective RCP methods)?	☐ Yes ☐ No ☑ N/A
2	Were all samples received by the laboratory in a condition consistent with that described on the associated chain-of-custody document(s)?	☑ Yes ☐ No
3	Were samples received at an appropriate temperature (< 6 degrees C.)?	☑ Yes ☐ No ☐ N/A
4	Were all QA/QC performance criteria specified in the CTDEP Reasonable Confidence Protocol documents achieved?	☐ Yes ☑ No
5A	Were reporting limits specified or referenced on the chain-of-custody?	☑ Yes ☐ No
5B	Were these reporting limits met?	☑ Yes ☐ No
6	For each analytical method referenced in this laboratory report package, were results reported for all constituents identified in the method-specific analyte lists presented in the Reasonable Confidence Protocol documents?	☐ Yes ☑ No
7	Are project-specific matrix spikes and laboratory duplicates included in this data set?	☑ Yes ☐ No

Notes: For all questions to which the response was "No" (with the exception of question #7), additional information must be provided in an attached narrative. If the answer to question #1, #1A, or #1B is "No", the data package does not meet the requirements for "Reasonable Confidence."
This form may not be altered and all questions must be answered.

Lisa A. Worthington

I, the undersigned, attest under the pains and penalties of perjury that, to the best of my knowledge and belief and based upon my personal inquiry of those responsible for providing the information contained in this analytical report, such information is accurate and complete.

Authorized Signature: Lisa Worthington **Position:** **Technical Representative**

Printed Name: **Lisa A. Worthington** **Date:** **10/05/20**

Name of Laboratory: **Con-Test Analytical Laboratory**

This certification form is to be used for RCP methods only.

con-test® ANALYTICAL LABORATORY
39 Spruce Street * East Longmeadow, MA 01028 * FAX 413/525-6405 * TEL. 413/525-2332

October 7, 2020

Dan Seremet
AECOM Environment - Rocky Hill, CT
500 Enterprise Drive, Suite 1A
Rocky Hill, CT 06067

Project Location: Greenwich, CT
Client Job Number:
Project Number: 60432356
Laboratory Work Order Number: 20I1515

Enclosed are results of analyses for samples received by the laboratory on September 29, 2020. If you have any questions concerning this report, please feel free to contact me.

Sincerely,

Kaitlyn A. Feliciano
Project Manager

Table of Contents

Sample Summary 3

Case Narrative 4

Sample Results 5

20I1515-01 5

20I1515-02 7

20I1515-03 9

Sample Preparation Information 11

QC Data 12

Polychlorinated Biphenyls with 3540 Soxhlet Extraction 12

B267696 12

Conventional Chemistry Parameters by EPA/APHA/SW-846 Methods (Total) 14

B267897 14

Dual Column RPD Report 15

Flag/Qualifier Summary 22

Certifications 23

Chain of Custody/Sample Receipt 24

39 Spruce Street * East Longmeadow, MA 01028 * FAX 413/525-6405 * TEL. 413/525-2332

AECOM Environment - Rocky Hill, CT
500 Enterprise Drive, Suite 1A
Rocky Hill, CT 06067
ATTN: Dan Seremet

REPORT DATE: 10/7/2020

PURCHASE ORDER NUMBER: 99513ACM

PROJECT NUMBER: 60432356

ANALYTICAL SUMMARY

WORK ORDER NUMBER: 20I1515

The results of analyses performed on the following samples submitted to the CON-TEST Analytical Laboratory are found in this report.

PROJECT LOCATION: Greenwich, CT

FIELD SAMPLE #	LAB ID:	MATRIX	SAMPLE DESCRIPTION	TEST	SUB LAB
W22-MB55(0-0.25)-1	20I1515-01	Soil		SM 2540G	
				SW-846 8082A	
South-B4(0-0.25)-1	20I1515-02	Soil		SM 2540G	
				SW-846 8082A	
South-B5(0-0.25)-1	20I1515-03	Soil		SM 2540G	
				SW-846 8082A	

39 Spruce Street * East Longmeadow, MA 01028 * FAX 413/525-6405 * TEL. 413/525-2332

CASE NARRATIVE SUMMARY

All reported results are within defined laboratory quality control objectives unless listed below or otherwise qualified in this report.

The results of analyses reported only relate to samples submitted to the Con-Test Analytical Laboratory for testing.
I certify that the analyses listed above, unless specifically listed as subcontracted, if any, were performed under my direction according to the approved methodologies listed in this document, and that based upon my inquiry of those individuals immediately responsible for obtaining the information, the material contained in this report is, to the best of my knowledge and belief, accurate and complete.

Lisa A. Worthington
Technical Representative

con-test® ANALYTICAL LABORATORY
39 Spruce Street * East Longmeadow, MA 01028 * FAX 413/525-6405 * TEL. 413/525-2332

Project Location: Greenwich, CT
Sample Description:
Work Order: 20I1515
Date Received: 9/29/2020
Field Sample #: W22-MB55(0-0.25)-1
Sampled: 9/17/2020 07:00
Sample ID: 20I1515-01
Sample Matrix: Soil

Polychlorinated Biphenyls with 3540 Soxhlet Extraction

Analyte	Results	RL	Units	Dilution	Flag/Qual	Method	Date Prepared	Date/Time Analyzed	Analyst
Aroclor-1016 [1]	ND	0.086	mg/Kg dry	4		SW-846 8082A	10/1/20	10/7/20 1:46	JMB
Aroclor-1221 [1]	ND	0.086	mg/Kg dry	4		SW-846 8082A	10/1/20	10/7/20 1:46	JMB
Aroclor-1232 [1]	ND	0.086	mg/Kg dry	4		SW-846 8082A	10/1/20	10/7/20 1:46	JMB
Aroclor-1242 [1]	ND	0.086	mg/Kg dry	4		SW-846 8082A	10/1/20	10/7/20 1:46	JMB
Aroclor-1248 [1]	0.96	0.086	mg/Kg dry	4		SW-846 8082A	10/1/20	10/7/20 1:46	JMB
Aroclor-1254 [1]	ND	0.086	mg/Kg dry	4		SW-846 8082A	10/1/20	10/7/20 1:46	JMB
Aroclor-1260 [1]	ND	0.086	mg/Kg dry	4		SW-846 8082A	10/1/20	10/7/20 1:46	JMB
Aroclor-1262 [1]	ND	0.086	mg/Kg dry	4		SW-846 8082A	10/1/20	10/7/20 1:46	JMB
Aroclor-1268 [1]	ND	0.086	mg/Kg dry	4		SW-846 8082A	10/1/20	10/7/20 1:46	JMB

Surrogates	% Recovery	Recovery Limits	Flag/Qual	
Decachlorobiphenyl [1]	94.0	30-150		10/7/20 1:46
Decachlorobiphenyl [2]	101	30-150		10/7/20 1:46
Tetrachloro-m-xylene [1]	95.0	30-150		10/7/20 1:46
Tetrachloro-m-xylene [2]	98.9	30-150		10/7/20 1:46

con-test® ANALYTICAL LABORATORY

39 Spruce Street * East Longmeadow, MA 01028 * FAX 413/525-6405 * TEL. 413/525-2332

Project Location: Greenwich, CT
Sample Description:
Work Order: 20I1515

Date Received: 9/29/2020

Field Sample #: W22-MB55(0-0.25)-1
Sampled: 9/17/2020 07:00

Sample ID: 20I1515-01

Sample Matrix: Soil

Conventional Chemistry Parameters by EPA/APHA/SW-846 Methods (Total)

Analyte	Results	RL	Units	Dilution	Flag/Qual	Method	Date Prepared	Date/Time Analyzed	Analyst
% Solids	92.6		% Wt	1		SM 2540G	10/3/20	10/4/20 8:26	AVF

con-test® ANALYTICAL LABORATORY
39 Spruce Street * East Longmeadow, MA 01028 * FAX 413/525-6405 * TEL. 413/525-2332

Project Location: Greenwich, CT
Sample Description:
Work Order: 20I1515
Date Received: 9/29/2020
Field Sample #: South-B4(0-0.25)-1
Sampled: 9/17/2020 07:20
Sample ID: 20I1515-02
Sample Matrix: Soil

Polychlorinated Biphenyls with 3540 Soxhlet Extraction

Analyte	Results	RL	Units	Dilution	Flag/Qual	Method	Date Prepared	Date/Time Analyzed	Analyst
Aroclor-1016 [1]	ND	0.093	mg/Kg dry	4		SW-846 8082A	10/1/20	10/7/20 2:04	JMB
Aroclor-1221 [1]	ND	0.093	mg/Kg dry	4		SW-846 8082A	10/1/20	10/7/20 2:04	JMB
Aroclor-1232 [1]	ND	0.093	mg/Kg dry	4		SW-846 8082A	10/1/20	10/7/20 2:04	JMB
Aroclor-1242 [1]	ND	0.093	mg/Kg dry	4		SW-846 8082A	10/1/20	10/7/20 2:04	JMB
Aroclor-1248 [1]	0.81	0.093	mg/Kg dry	4		SW-846 8082A	10/1/20	10/7/20 2:04	JMB
Aroclor-1254 [1]	ND	0.093	mg/Kg dry	4		SW-846 8082A	10/1/20	10/7/20 2:04	JMB
Aroclor-1260 [1]	ND	0.093	mg/Kg dry	4		SW-846 8082A	10/1/20	10/7/20 2:04	JMB
Aroclor-1262 [1]	ND	0.093	mg/Kg dry	4		SW-846 8082A	10/1/20	10/7/20 2:04	JMB
Aroclor-1268 [1]	ND	0.093	mg/Kg dry	4		SW-846 8082A	10/1/20	10/7/20 2:04	JMB

Surrogates	% Recovery	Recovery Limits	Flag/Qual	
Decachlorobiphenyl [1]	97.5	30-150		10/7/20 2:04
Decachlorobiphenyl [2]	107	30-150		10/7/20 2:04
Tetrachloro-m-xylene [1]	101	30-150		10/7/20 2:04
Tetrachloro-m-xylene [2]	105	30-150		10/7/20 2:04

con-test® ANALYTICAL LABORATORY

39 Spruce Street * East Longmeadow, MA 01028 * FAX 413/525-6405 * TEL. 413/525-2332

Project Location: Greenwich, CT
Sample Description:
Work Order: 20I1515

Date Received: 9/29/2020

Field Sample #: South-B4(0-0.25)-1
Sampled: 9/17/2020 07:20

Sample ID: 20I1515-02

Sample Matrix: Soil

Conventional Chemistry Parameters by EPA/APHA/SW-846 Methods (Total)

Analyte	Results	RL	Units	Dilution	Flag/Qual	Method	Date Prepared	Date/Time Analyzed	Analyst
% Solids	86.4		% Wt	1		SM 2540G	10/3/20	10/4/20 8:26	AVF

con-test® ANALYTICAL LABORATORY
39 Spruce Street * East Longmeadow, MA 01028 * FAX 413/525-6405 * TEL. 413/525-2332

Project Location: Greenwich, CT
Sample Description:
Work Order: 20I1515
Date Received: 9/29/2020
Field Sample #: South-B5(0-0.25)-1
Sampled: 9/17/2020 07:45
Sample ID: 20I1515-03
Sample Matrix: Soil

Polychlorinated Biphenyls with 3540 Soxhlet Extraction

Analyte	Results	RL	Units	Dilution	Flag/Qual	Method	Date Prepared	Date/Time Analyzed	Analyst
Aroclor-1016 [1]	ND	0.087	mg/Kg dry	4		SW-846 8082A	10/1/20	10/7/20 2:22	JMB
Aroclor-1221 [1]	ND	0.087	mg/Kg dry	4		SW-846 8082A	10/1/20	10/7/20 2:22	JMB
Aroclor-1232 [1]	ND	0.087	mg/Kg dry	4		SW-846 8082A	10/1/20	10/7/20 2:22	JMB
Aroclor-1242 [1]	ND	0.087	mg/Kg dry	4		SW-846 8082A	10/1/20	10/7/20 2:22	JMB
Aroclor-1248 [1]	1.6	0.087	mg/Kg dry	4		SW-846 8082A	10/1/20	10/7/20 2:22	JMB
Aroclor-1254 [1]	ND	0.087	mg/Kg dry	4		SW-846 8082A	10/1/20	10/7/20 2:22	JMB
Aroclor-1260 [1]	ND	0.087	mg/Kg dry	4		SW-846 8082A	10/1/20	10/7/20 2:22	JMB
Aroclor-1262 [1]	ND	0.087	mg/Kg dry	4		SW-846 8082A	10/1/20	10/7/20 2:22	JMB
Aroclor-1268 [1]	ND	0.087	mg/Kg dry	4		SW-846 8082A	10/1/20	10/7/20 2:22	JMB

Surrogates	% Recovery	Recovery Limits	Flag/Qual	
Decachlorobiphenyl [1]	95.4	30-150		10/7/20 2:22
Decachlorobiphenyl [2]	104	30-150		10/7/20 2:22
Tetrachloro-m-xylene [1]	97.0	30-150		10/7/20 2:22
Tetrachloro-m-xylene [2]	101	30-150		10/7/20 2:22

con-test® ANALYTICAL LABORATORY

39 Spruce Street * East Longmeadow, MA 01028 * FAX 413/525-6405 * TEL. 413/525-2332

Project Location: Greenwich, CT
Sample Description:
Work Order: 20I1515

Date Received: 9/29/2020

Field Sample #: South-B5(0-0.25)-1
Sampled: 9/17/2020 07:45

Sample ID: 20I1515-03

Sample Matrix: Soil

Conventional Chemistry Parameters by EPA/APHA/SW-846 Methods (Total)

Analyte	Results	RL	Units	Dilution	Flag/Qual	Method	Date Prepared	Date/Time Analyzed	Analyst
% Solids	91.5		% Wt	1		SM 2540G	10/3/20	10/4/20 8:27	AVF

con-test® ANALYTICAL LABORATORY

39 Spruce Street * East Longmeadow, MA 01028 * FAX 413/525-6405 * TEL. 413/525-2332

Sample Extraction Data

Prep Method: % Solids **Analytical Method: SM 2540G**

Lab Number [Field ID]	Batch	Date
20I1515-01 [W22-MB55(0-0.25)-1]	B267897	10/03/20
20I1515-02 [South-B4(0-0.25)-1]	B267897	10/03/20
20I1515-03 [South-B5(0-0.25)-1]	B267897	10/03/20

Prep Method: SW-846 3540C **Analytical Method: SW-846 8082A**

Lab Number [Field ID]	Batch	Initial [g]	Final [mL]	Date
20I1515-01 [W22-MB55(0-0.25)-1]	B267696	10.0	10.0	10/01/20
20I1515-02 [South-B4(0-0.25)-1]	B267696	10.0	10.0	10/01/20
20I1515-03 [South-B5(0-0.25)-1]	B267696	10.0	10.0	10/01/20

con-test® ANALYTICAL LABORATORY

39 Spruce Street * East Longmeadow, MA 01028 * FAX 413/525-6405 * TEL. 413/525-2332

QUALITY CONTROL

Polychlorinated Biphenyls with 3540 Soxhlet Extraction - Quality Control

Analyte	Result	Reporting Limit	Units	Spike Level	Source Result	%REC	%REC Limits	RPD	RPD Limit	Notes
Batch B267696 - SW-846 3540C										
Blank (B267696-BLK1)				Prepared: 10/01/20 Analyzed: 10/06/20						
Aroclor-1016	ND	0.020	mg/Kg wet							
Aroclor-1016 [2C]	ND	0.020	mg/Kg wet							
Aroclor-1221	ND	0.020	mg/Kg wet							
Aroclor-1221 [2C]	ND	0.020	mg/Kg wet							
Aroclor-1232	ND	0.020	mg/Kg wet							
Aroclor-1232 [2C]	ND	0.020	mg/Kg wet							
Aroclor-1242	ND	0.020	mg/Kg wet							
Aroclor-1242 [2C]	ND	0.020	mg/Kg wet							
Aroclor-1248	ND	0.020	mg/Kg wet							
Aroclor-1248 [2C]	ND	0.020	mg/Kg wet							
Aroclor-1254	ND	0.020	mg/Kg wet							
Aroclor-1254 [2C]	ND	0.020	mg/Kg wet							
Aroclor-1260	ND	0.020	mg/Kg wet							
Aroclor-1260 [2C]	ND	0.020	mg/Kg wet							
Aroclor-1262	ND	0.020	mg/Kg wet							
Aroclor-1262 [2C]	ND	0.020	mg/Kg wet							
Aroclor-1268	ND	0.020	mg/Kg wet							
Aroclor-1268 [2C]	ND	0.020	mg/Kg wet							
Surrogate: Decachlorobiphenyl	*0.179*		mg/Kg wet	0.200		89.5	30-150			
Surrogate: Decachlorobiphenyl [2C]	*0.186*		mg/Kg wet	0.200		92.9	30-150			
Surrogate: Tetrachloro-m-xylene	*0.167*		mg/Kg wet	0.200		83.7	30-150			
Surrogate: Tetrachloro-m-xylene [2C]	*0.175*		mg/Kg wet	0.200		87.5	30-150			
LCS (B267696-BS1)				Prepared: 10/01/20 Analyzed: 10/06/20						
Aroclor-1016	0.16	0.020	mg/Kg wet	0.200		79.0	40-140			
Aroclor-1016 [2C]	0.17	0.020	mg/Kg wet	0.200		83.6	40-140			
Aroclor-1260	0.15	0.020	mg/Kg wet	0.200		77.5	40-140			
Aroclor-1260 [2C]	0.16	0.020	mg/Kg wet	0.200		80.2	40-140			
Surrogate: Decachlorobiphenyl	*0.176*		mg/Kg wet	0.200		88.1	30-150			
Surrogate: Decachlorobiphenyl [2C]	*0.184*		mg/Kg wet	0.200		92.1	30-150			
Surrogate: Tetrachloro-m-xylene	*0.172*		mg/Kg wet	0.200		86.2	30-150			
Surrogate: Tetrachloro-m-xylene [2C]	*0.180*		mg/Kg wet	0.200		89.9	30-150			
LCS Dup (B267696-BSD1)				Prepared: 10/01/20 Analyzed: 10/06/20						
Aroclor-1016	0.14	0.020	mg/Kg wet	0.200		71.0	40-140	10.6	30	
Aroclor-1016 [2C]	0.15	0.020	mg/Kg wet	0.200		75.6	40-140	10.0	30	
Aroclor-1260	0.14	0.020	mg/Kg wet	0.200		71.5	40-140	8.02	30	
Aroclor-1260 [2C]	0.15	0.020	mg/Kg wet	0.200		74.9	40-140	6.83	30	
Surrogate: Decachlorobiphenyl	*0.166*		mg/Kg wet	0.200		83.2	30-150			
Surrogate: Decachlorobiphenyl [2C]	*0.177*		mg/Kg wet	0.200		88.5	30-150			
Surrogate: Tetrachloro-m-xylene	*0.155*		mg/Kg wet	0.200		77.5	30-150			
Surrogate: Tetrachloro-m-xylene [2C]	*0.166*		mg/Kg wet	0.200		82.9	30-150			

con-test® ANALYTICAL LABORATORY

39 Spruce Street * East Longmeadow, MA 01028 * FAX 413/525-6405 * TEL. 413/525-2332

QUALITY CONTROL

Polychlorinated Biphenyls with 3540 Soxhlet Extraction - Quality Control

Analyte	Result	Reporting Limit	Units	Spike Level	Source Result	%REC		%REC Limits	RPD	RPD Limit	Notes
Batch B267696 - SW-846 3540C											
Matrix Spike (B267696-MS1)		**Source: 20I1515-01**		Prepared: 10/01/20 Analyzed: 10/07/20							
Aroclor-1016	0.54	0.086	mg/Kg dry	0.216	ND	**249**	*	40-140			
Aroclor-1016 [2C]	0.55	0.086	mg/Kg dry	0.216	ND	**254**	*	40-140			
Aroclor-1260	0.25	0.086	mg/Kg dry	0.216	ND	117		40-140			
Aroclor-1260 [2C]	0.28	0.086	mg/Kg dry	0.216	ND	129		40-140			
Surrogate: Decachlorobiphenyl	*0.205*		mg/Kg dry	0.216		95.0		30-150			
Surrogate: Decachlorobiphenyl [2C]	*0.225*		mg/Kg dry	0.216		104		30-150			
Surrogate: Tetrachloro-m-xylene	*0.206*		mg/Kg dry	0.216		95.4		30-150			
Surrogate: Tetrachloro-m-xylene [2C]	*0.210*		mg/Kg dry	0.216		97.3		30-150			
Matrix Spike Dup (B267696-MSD1)		**Source: 20I1515-01**		Prepared: 10/01/20 Analyzed: 10/07/20							
Aroclor-1016	0.55	0.086	mg/Kg dry	0.216	ND	**256**	*	40-140	2.71	50	
Aroclor-1016 [2C]	0.62	0.086	mg/Kg dry	0.216	ND	**287**	*	40-140	12.1	50	
Aroclor-1260	0.27	0.086	mg/Kg dry	0.216	ND	126		40-140	7.47	50	
Aroclor-1260 [2C]	0.30	0.086	mg/Kg dry	0.216	ND	137		40-140	6.11	50	
Surrogate: Decachlorobiphenyl	*0.212*		mg/Kg dry	0.216		98.1		30-150			
Surrogate: Decachlorobiphenyl [2C]	*0.229*		mg/Kg dry	0.216		106		30-150			
Surrogate: Tetrachloro-m-xylene	*0.212*		mg/Kg dry	0.216		98.1		30-150			
Surrogate: Tetrachloro-m-xylene [2C]	*0.221*		mg/Kg dry	0.216		102		30-150			

con-test® ANALYTICAL LABORATORY

39 Spruce Street * East Longmeadow, MA 01028 * FAX 413/525-6405 * TEL. 413/525-2332

QUALITY CONTROL

Conventional Chemistry Parameters by EPA/APHA/SW-846 Methods (Total) - Quality Control

Analyte	Result	Reporting Limit	Units	Spike Level	Source Result	%REC	%REC Limits	RPD	RPD Limit	Notes
Batch B267897 - % Solids										
Duplicate (B267897-DUP1)		**Source: 20I1515-01**		Prepared: 10/03/20	Analyzed: 10/04/20					
% Solids	91.7		% Wt		92.6			1.03	10	
Duplicate (B267897-DUP2)		**Source: 20I1515-02**		Prepared: 10/03/20	Analyzed: 10/04/20					
% Solids	86.4		% Wt		86.4			0.0340	10	
Duplicate (B267897-DUP3)		**Source: 20I1515-03**		Prepared: 10/03/20	Analyzed: 10/04/20					
% Solids	91.9		% Wt		91.5			0.415	10	

con-test® ANALYTICAL LABORATORY

39 Spruce Street * East Longmeadow, MA 01028 * FAX 413/525-6405 * TEL. 413/525-2332

IDENTIFICATION SUMMARY FOR SINGLE COMPONENT ANALYTES

SW-846 8082A

W22-MB55(0-0.25)-1

Lab Sample ID: 20I1515-01 Date(s) Analyzed: 10/07/2020 10/07/2020

Instrument ID (1): Instrument ID (2):

GC Column (1): ID: (mm) GC Column (2): ID: (mm)

ANALYTE	COL	RT	RT WINDOW		CONCENTRATION	%RPD
			FROM	TO		
Aroclor-1248	1	0.000	-0.030	0.030	0.96	
	2	0.000	-0.030	0.030	0.93	3.2

con-test® ANALYTICAL LABORATORY

39 Spruce Street * East Longmeadow, MA 01028 * FAX 413/525-6405 * TEL. 413/525-2332

IDENTIFICATION SUMMARY FOR SINGLE COMPONENT ANALYTES

SW-846 8082A

South-B4(0-0.25)-1

Lab Sample ID: 20I1515-02

Date(s) Analyzed: 10/07/2020 10/07/2020

Instrument ID (1):

Instrument ID (2):

GC Column (1): ID: (mm)

GC Column (2): ID: (mm)

ANALYTE	COL	RT	RT WINDOW		CONCENTRATION	%RPD
			FROM	TO		
Aroclor-1248	1	0.000	-0.030	0.030	0.81	
	2	0.000	-0.030	0.030	0.76	6.4

con-test® ANALYTICAL LABORATORY

39 Spruce Street * East Longmeadow, MA 01028 * FAX 413/525-6405 * TEL. 413/525-2332

IDENTIFICATION SUMMARY FOR SINGLE COMPONENT ANALYTES

SW-846 8082A

South-B5(0-0.25)-1

Lab Sample ID: 20I1515-03 Date(s) Analyzed: 10/07/2020 10/07/2020

Instrument ID (1): Instrument ID (2):

GC Column (1): ID: (mm) GC Column (2): ID: (mm)

ANALYTE	COL	RT	RT WINDOW		CONCENTRATION	%RPD
			FROM	TO		
Aroclor-1248	1	0.000	-0.030	0.030	1.6	
	2	0.000	-0.030	0.030	1.5	6.5

con-test® ANALYTICAL LABORATORY

39 Spruce Street * East Longmeadow, MA 01028 * FAX 413/525-6405 * TEL. 413/525-2332

IDENTIFICATION SUMMARY FOR SINGLE COMPONENT ANALYTES

SW-846 8082A

LCS

Lab Sample ID: B267696-BS1

Date(s) Analyzed: 10/06/2020 10/06/2020

Instrument ID (1):

Instrument ID (2):

GC Column (1): ID: (mm)

GC Column (2): ID: (mm)

ANALYTE	COL	RT	RT WINDOW		CONCENTRATION	%RPD
			FROM	TO		
Aroclor-1016	1	0.000	-0.030	0.030	0.16	
	2	0.000	-0.030	0.030	0.17	6.1
Aroclor-1260	1	0.000	-0.030	0.030	0.15	
	2	0.000	-0.030	0.030	0.16	0.0

con-test® ANALYTICAL LABORATORY

39 Spruce Street * East Longmeadow, MA 01028 * FAX 413/525-6405 * TEL. 413/525-2332

IDENTIFICATION SUMMARY FOR SINGLE COMPONENT ANALYTES

SW-846 8082A

LCS Dup

Lab Sample ID: B267696-BSD1 Date(s) Analyzed: 10/06/2020 10/06/2020

Instrument ID (1): Instrument ID (2):

GC Column (1): ID: (mm) GC Column (2): ID: (mm)

ANALYTE	COL	RT	RT WINDOW		CONCENTRATION	%RPD
			FROM	TO		
Aroclor-1016	1	0.000	-0.030	0.030	0.14	
	2	0.000	-0.030	0.030	0.15	6.9
Aroclor-1260	1	0.000	-0.030	0.030	0.14	
	2	0.000	-0.030	0.030	0.15	6.9

con-test® ANALYTICAL LABORATORY

39 Spruce Street * East Longmeadow, MA 01028 * FAX 413/525-6405 * TEL. 413/525-2332

IDENTIFICATION SUMMARY FOR SINGLE COMPONENT ANALYTES

SW-846 8082A

Matrix Spike

Lab Sample ID: B267696-MS1 Date(s) Analyzed: 10/07/2020 10/07/2020

Instrument ID (1): Instrument ID (2):

GC Column (1): ID: (mm) GC Column (2): ID: (mm)

ANALYTE	COL	RT	RT WINDOW		CONCENTRATION	%RPD
			FROM	TO		
Aroclor-1016	1	0.000	-0.030	0.030	0.54	
	2	0.000	-0.030	0.030	0.55	1.8
Aroclor-1260	1	0.000	-0.030	0.030	0.25	
	2	0.000	-0.030	0.030	0.28	11.3

con-test® ANALYTICAL LABORATORY

39 Spruce Street * East Longmeadow, MA 01028 * FAX 413/525-6405 * TEL. 413/525-2332

IDENTIFICATION SUMMARY FOR SINGLE COMPONENT ANALYTES

SW-846 8082A

Matrix Spike Dup

Lab Sample ID: B267696-MSD1 Date(s) Analyzed: 10/07/2020 10/07/2020

Instrument ID (1): Instrument ID (2):

GC Column (1): ID: (mm) GC Column (2): ID: (mm)

ANALYTE	COL	RT	RT WINDOW		CONCENTRATION	%RPD
			FROM	TO		
Aroclor-1016	1	0.000	-0.030	0.030	0.55	
	2	0.000	-0.030	0.030	0.62	12.0
Aroclor-1260	1	0.000	-0.030	0.030	0.27	
	2	0.000	-0.030	0.030	0.30	10.5

con-test® ANALYTICAL LABORATORY

39 Spruce Street * East Longmeadow, MA 01028 * FAX 413/525-6405 * TEL. 413/525-2332

FLAG/QUALIFIER SUMMARY

*	QC result is outside of established limits.
†	Wide recovery limits established for difficult compound.
‡	Wide RPD limits established for difficult compound.
#	Data exceeded client recommended or regulatory level
ND	Not Detected
RL	Reporting Limit is at the level of quantitation (LOQ)
DL	Detection Limit is the lower limit of detection determined by the MDL study
MCL	Maximum Contaminant Level

Percent recoveries and relative percent differences (RPDs) are determined by the software using values in the calculation which have not been rounded.

No results have been blank subtracted unless specified in the case narrative section.

39 Spruce Street * East Longmeadow, MA 01028 * FAX 413/525-6405 * TEL. 413/525-2332

CERTIFICATIONS

Certified Analyses included in this Report

Analyte	Certifications
SW-846 8082A in Soil	
Aroclor-1016	CT,NH,NY,ME,NC,VA,PA
Aroclor-1016 [2C]	CT,NH,NY,ME,NC,VA,PA
Aroclor-1221	CT,NH,NY,ME,NC,VA,PA
Aroclor-1221 [2C]	CT,NH,NY,ME,NC,VA,PA
Aroclor-1232	CT,NH,NY,ME,NC,VA,PA
Aroclor-1232 [2C]	CT,NH,NY,ME,NC,VA,PA
Aroclor-1242	CT,NH,NY,ME,NC,VA,PA
Aroclor-1242 [2C]	CT,NH,NY,ME,NC,VA,PA
Aroclor-1248	CT,NH,NY,ME,NC,VA,PA
Aroclor-1248 [2C]	CT,NH,NY,ME,NC,VA,PA
Aroclor-1254	CT,NH,NY,ME,NC,VA,PA
Aroclor-1254 [2C]	CT,NH,NY,ME,NC,VA,PA
Aroclor-1260	CT,NH,NY,ME,NC,VA,PA
Aroclor-1260 [2C]	CT,NH,NY,ME,NC,VA,PA
Aroclor-1262	NY,NC,VA,PA
Aroclor-1262 [2C]	NY,NC,VA,PA
Aroclor-1268	NY,NC,VA,PA
Aroclor-1268 [2C]	NY,NC,VA,PA

The CON-TEST Environmental Laboratory operates under the following certifications and accreditations:

Code	Description	Number	Expires
AIHA	AIHA-LAP, LLC - ISO17025:2017	100033	03/1/2022
MA	Massachusetts DEP	M-MA100	06/30/2021
CT	Connecticut Department of Publilc Health	PH-0567	09/30/2021
NY	New York State Department of Health	10899 NELAP	04/1/2021
NH-S	New Hampshire Environmental Lab	2516 NELAP	02/5/2021
RI	Rhode Island Department of Health	LAO00112	12/30/2020
NC	North Carolina Div. of Water Quality	652	12/31/2020
NJ	New Jersey DEP	MA007 NELAP	06/30/2021
FL	Florida Department of Health	E871027 NELAP	06/30/2021
VT	Vermont Department of Health Lead Laboratory	LL015036	07/30/2021
ME	State of Maine	2011028	06/9/2021
VA	Commonwealth of Virginia	460217	12/14/2020
NH-P	New Hampshire Environmental Lab	2557 NELAP	09/6/2021
VT-DW	Vermont Department of Health Drinking Water	VT-255716	06/12/2021
NC-DW	North Carolina Department of Health	25703	07/31/2021
PA	Commonwealth of Pennsylvania DEP	68-05812	06/30/2021
MI	Dept. of Env, Great Lakes, and Energy	9100	09/6/2021

20I0954

con-test ANALYTICAL LABORATORY

Phone: 413-525-2332
Fax: 413-525-6405
Email: info@contestlabs.com

http://www.contestlabs.com

CHAIN OF CUSTODY RECORD

39 Spruce Street
East Longmeadow, MA 01028

Doc # 381 Rev 2_06262019

Company Name:	AECOM
Address:	500 Enterprise Drive, 1A, Rocky Hill, CT 06067
Phone:	860-263-5781
Project Name:	Greenwich High School
Project Location:	Greenwich, CT
Project Number:	60432356
Project Manager:	Kaitlyn Feliciano
Con-Test Quote Name/Number:	Q-20191217
Invoice Recipient:	Dan Seremet, E. Doerfler
Sampled By:	C. Hayden

Requested Turnaround Time
7-Day ☑ 10-Day ☐
PFAS 10-Day (std) ☐ Due Date:

Rush-Approval Required
1-Day ☐ 3-Day ☐
2-Day ☐ 4-Day ☐

Dissolved Metals Samples
○ Field Filtered
○ Lab to Filter

Orthophosphate Samples
○ Field Filtered
○ Lab to Filter

Data Delivery
Format: PDF ☑ EXCEL ☑
Other: EDD - EQuis
CLP Like Data Pkg Required: ☐
Email To: elizabeth.doerfler@aecom.com, dan.seremet@aecom.com
Fax To #:

PCB ONLY
SOXHLET ☑
NON SOXHLET ☐

ANALYSIS REQUESTED

Con-Test Work Order#	Client Sample ID / Description	Beginning Date/Time	Ending Date/Time	COMP/GRAB	[1]Matrix Code	Conc Code	VIALS	GLASS	PLASTIC	BACTERIA	ENCORE	PCBs 8082
	W22-MB55(0.5-1)-1	9-17-20	~~0700~~	GRAB	S	U		1				X
1	W22-MB55(0-0.25)-1		0710					1				X
2	South-B4(0-0.25)-1		0720					1				X
	South-B4(0.5-1)-1		0725					1				X
	South-B4(2-3)-1		~~0730~~					1				X
3	South-B5(0-0.25)-1		0745					1				X
	South-B5(0.5-1)-1		0750					1				X
	South-B5(2-3)-1		0755					1				X
	X/Y 15.5(1-1.5)-1		~~0900~~					1				X
	X/Y 15.5(3-3.5)-1		0915					2				X

Relinquished by: (signature) C. Hayden	Date/Time: 9.17.20 1500
Received by: (signature) [signature]	Date/Time: 9/17/20 3:00
Relinquished by: (signature) [signature]	Date/Time: 9/17/20 6:45
Received by: (signature) [signature] 4.69	Date/Time: 9/17/20 1845
Relinquished by: (signature)	Date/Time:
Received by: (signature)	Date/Time:
Relinquished by: (signature)	Date/Time:
Received by: (signature)	Date/Time:

Client Comments: "X/Y 15.5(3-3.5)-1" is an MS/MSD
HOLD: "W22-MB55(~~0~~-0.25)-1", "South-B4(~~0~~-0.25)-1", "South-B5(~~0~~-0.25)-1"

Detection Limit Requirements
MA
CT CT RSR GA PMC, R DEC
Other:

Special Requirements
☐ MA MCP Required
MCP Certification Form Required
☑ CT RCP Required
RCP Certification Form Required
☐ MA State DW Required
PWSID #

Please use the following codes to indicate possible sample concentration within the Conc Code column above:
H - High; M - Medium; L - Low; C - Clean; U - Unknown

Project Entity
Government ☐ Municipality ☑ MWRA ☐ WRTA ☐
Federal ☐ 21 J ☐ School ☐
City ☐ Brownfield ☐ MBTA ☐

Other
☐ Chromatogram
☐ AIHA-LAP,LLC

[2] Preservation Code

Courier Use Only
Total Number Of:
VIALS
GLASS 11
PLASTIC
BACTERIA
ENCORE

Glassware in the fridge? Y / N
Glassware in freezer? Y / N
Prepackaged Cooler? Y / N

*Contest is not responsible for missing samples from prepacked coolers

[1] Matrix Codes:
GW = Ground Water
WW = Waste Water
DW = Drinking Water
A = Air
S = Soil
SL = Sludge
SOL = Solid
O = Other (please define)

[2] Preservation Codes:
I = Iced
H = HCL
M = Methanol
N = Nitric Acid
S = Sulfuric Acid
B = Sodium Bisulfate
X = Sodium Hydroxide
T = Sodium Thiosulfate
O = Other (please define)

Lab Comments:

activate samples for 8082 sox per client request 9/29/2020 KF

Disclaimer: Con-Test Labs is not responsible for any omitted information on the Chain of Custody. The Chain of Custody is a legal document that must be complete and accurate and is used to determine wha analyses the laboratory will perform. Any missing information is not the laboratory's responsibility. Cor Test values your partnership on each project and will try to assist with missing information, but will no be held accountable.

Table of Contents

20I0954

http://www.contestlabs.com

Doc # 381 Rev 2_06262019

con-test ANALYTICAL LABORATORY

Phone: 413-525-2332
Fax: 413-525-6405
Email: info@contestlabs.com

CHAIN OF CUSTODY RECORD

39 Spruce Street
East Longmeadow, MA 01028

Page 2 of 2

Company Name:	AECOM
Address:	500 Enterprise Drive, 1A, Rocky Hill, CT 06067
Phone:	860-263-5781
Project Name:	Greenwich High School
Project Location:	Greenwich, CT
Project Number:	60432356
Project Manager:	Kaitlyn Feliciano
Con-Test Quote Name/Number:	Q-20191217
Invoice Recipient:	Dan Seremet, E. Doerfler
Sampled By:	C. Hayden

Requested Turnaround Time
7-Day ☑ 10-Day ☐
PFAS 10-Day (std) ☐ Due Date:

Rush-Approval Required
1-Day ☐ 3-Day ☐
2-Day ☐ 4-Day ☐

Data Delivery
Format: PDF ☑ EXCEL ☑
Other: EDD - EQuis
CLP Like Data Pkg Required: ☐
Email To: elizabeth.doerfler@aecom.com, dan.seremet@aecom.com
Fax To #:

Dissolved Metals Samples
○ Field Filtered
○ Lab to Filter

Orthophosphate Samples
○ Field Filtered
○ Lab to Filter

PCB ONLY
SOXHLET ☑
NON SOXHLET ☐

ANALYSIS REQUESTED

Con-Test Work Order#	Client Sample ID / Description	Beginning Date/Time	Ending Date/Time	COMP/GRAB	[1]Matrix Code	Conc Code	VIALS	GLASS	PLASTIC	BACTERIA	ENCORE	PCBs 8082	Pb	Metals	ETPH	ETPH SPLP	PAHs	As
	X/Y 15.5(3-3.5)-2	9-17-20	0920	GRAB	S	U		1				X						
	Y12.5(1.5-2)-1		0950					1				X						
	Y10.5(1.5-2)-1		1005					2				X		X				
	Y9(1.5-2)-1		1050					5				X		X	X	X	X	
	Y7(1.5-2)-1		1122					5				X		X	X	X	X	
	AA8(1-2)-1		1313					10				X	X		X	X	X	X
	AA8(1-2)-2		1316					5				X	X		X	X	X	X
	AC8(1-2)-1		1330					2				X		X				
	AG8(1-2)-1		1349					2				X						
	AG8(1-2)-2		1353					1				X						

[2] Preservation Code

Courier Use Only
Total Number Of:
VIALS
GLASS 34
PLASTIC
BACTERIA
ENCORE

Glassware in the fridge? Y / N
Glassware in freezer? Y / N
Prepackaged Cooler? Y / N
*Contest is not responsible for missing samples from prepacked coolers

[1] **Matrix Codes:**
GW = Ground Water
WW = Waste Water
DW = Drinking Water
A = Air
S = Soil
SL = Sludge
SOL = Solid
O = Other (please define)

[2] **Preservation Codes:**
I = Iced
H = HCL
M = Methanol
N = Nitric Acid
S = Sulfuric Acid
B = Sodium Bisulfate
X = Sodium Hydroxide
T = Sodium Thiosulfate
O = Other (please define)

Relinquished by: (signature) C. Hayden	Date/Time: 9-17-20 1500
Received by: (signature) [signature] 9/17/20	Date/Time: 3:00
Relinquished by: (signature) [signature] 9/17/20	Date/Time: 6:45
Received by: (signature) [signature] 4.6° 9/17/20	Date/Time: 1845
Relinquished by: (signature)	Date/Time:
Received by: (signature)	Date/Time:
Relinquished by: (signature)	Date/Time:
Received by: (signature)	Date/Time:

Client Comments: "AA8(1-2)-1" and "AG8(1-2)-1" are MS/MSDs

Detection Limit Requirements
MA
CT CT RSR GA PMC, R DEC
Other:

Special Requirements
☐ MA MCP Required
MCP Certification Form Required
☑ CT RCP Required
RCP Certification Form Required
☐ MA State DW Required
PWSID #

Please use the following codes to indicate possible sample concentration within the Conc Code column above:
H - High; M - Medium; L - Low; C - Clean; U - Unknown

Project Entity
Government ☐ Municipality ☑ MWRA ☐ WRTA ☐
Federal ☐ 21 J ☐ School ☐
City ☐ Brownfield ☐ MBTA ☐

Other
☐ Chromatogram
☐ AIHA-LAP,LLC

Lab Comments:

Disclaimer: Con-Test Labs is not responsible for any omitted information on the Chain of Custody. T Chain of Custody is a legal document that must be complete and accurate and is used to determine w analyses the laboratory will perform. Any missing information is not the laboratory's responsibility. (Test values your partnership on each project and will try to assist with missing information, but will be held accountable.

Table of Contents

I Have Not Confirmed Sample Container Numbers With Lab Staff Before Relinquishing Over Samples_____

con-test® ANALYTICAL LABORATORY

Doc# 277 Rev 5 2017

Login Sample Receipt Checklist - (Rejection Criteria Listing - Using Acceptance Policy) Any False Statement will be brought to the attention of the Client - State True or False

Client AECOM

Received By [illegible] Date 9/17/20 Time 1845

How were the samples received? In Cooler T No Cooler ____ On Ice T No Ice ____ Direct from Sampling ____ Ambient ____ Melted Ice ____

Were samples within Temperature? 2-6°C T By Gun # 1 Actual Temp - 4.6 By Blank # ____ Actual Temp -

Was Custody Seal Intact? n/a Were Samples Tampered with? n/a

Was COC Relinquished ? T Does Chain Agree With Samples? T

Are there broken/leaking/loose caps on any samples? F

Is COC in ink/ Legible? T Were samples received within holding time? T

Did COC include all pertinent Information? Client T Analysis T Sampler Name T Project T ID's T Collection Dates/Times T

Are Sample labels filled out and legible? T

Are there Lab to Filters? F Who was notified? ____

Are there Rushes? F Who was notified? ____

Are there Short Holds? F Who was notified? ____

Is there enough Volume? T

Is there Headspace where applicable? n/a MS/MSD? F

Proper Media/Containers Used? T Is splitting samples required? F

Were trip blanks received? F On COC? F

Do all samples have the proper pH? Acid n/a Base n/a

Vials	#	Containers:	#		#		#
Unp-		1 Liter Amb.		1 Liter Plastic		16 oz Amb.	
HCL-		500 mL Amb.		500 mL Plastic		8oz Amb/Clear	3
Meoh-		250 mL Amb.		250 mL Plastic		4oz Amb/Clear	
Bisulfate-		Flashpoint		Col./Bacteria		2oz Amb/Clear	
DI-		Other Glass		Other Plastic		Encore	
Thiosulfate-		SOC Kit		Plastic Bag		Frozen:	
Sulfuric-		Perchlorate		Ziplock			

Unused Media

Vials	#	Containers:	#		#		#
Unp-		1 Liter Amb.		1 Liter Plastic		16 oz Amb.	
HCL-		500 mL Amb.		500 mL Plastic		8oz Amb/Clear	
Meoh-		250 mL Amb.		250 mL Plastic		4oz Amb/Clear	
Bisulfate-		Col./Bacteria		Flashpoint		2oz Amb/Clear	
DI-		Other Plastic		Other Glass		Encore	
Thiosulfate-		SOC Kit		Plastic Bag		Frozen:	
Sulfuric-		Perchlorate		Ziplock			

Comments:

REASONABLE CONFIDENCE PROTOCOL
LABORATORY ANALYSIS QA/QC CERTIFICATION FORM

Laboratory Name: Con-Test Analytical Laboratory

Client: AECOM Environment - Rocky Hill, CT

Project Location: Greenwich, CT

Project Number: 20I1515

Laboratory Sample ID(s):
20I1515-01 thru 20I1515-03

Sample Date(s):
09/17/2020

List RCP Methods Used:
SW-846 8082A

1	For each analytical method referenced in this laboratory report package, were all specified QA/QC performance criteria followed, including the requirement to explain any criteria falling outside of acceptable guidelines, as specified in the CTDEP method-specific Reasonable Confidence Protocol documents?	☑ Yes ☐ No
1A	Were the method specified preservation and holding time requirements met?	☑ Yes ☐ No
1B	VPH and EPH Methods only: Was the VPH and EPH method conducted without significant modifications (see Section 11.3 of respective RCP methods)?	☐ Yes ☐ No ☑ N/A
2	Were all samples received by the laboratory in a condition consistent with that described on the associated chain-of-custody document(s)?	☑ Yes ☐ No
3	Were samples received at an appropriate temperature (< 6 degrees C.)?	☑ Yes ☐ No ☐ N/A
4	Were all QA/QC performance criteria specified in the CTDEP Reasonable Confidence Protocol documents achieved?	☑ Yes ☐ No
5A	Were reporting limits specified or referenced on the chain-of-custody?	☑ Yes ☐ No
5B	Were these reporting limits met?	☑ Yes ☐ No
6	For each analytical method referenced in this laboratory report package, were results reported for all constituents identified in the method-specific analyte lists presented in the Reasonable Confidence Protocol documents?	☑ Yes ☐ No
7	Are project-specific matrix spikes and laboratory duplicates included in this data set?	☑ Yes ☐ No

Notes: For all questions to which the response was "No" (with the exception of question #7), additional information must be provided in an attached narrative. If the answer to question #1, #1A, or #1B is "No", the data package does not meet the requirements for "Reasonable Confidence."
This form may not be altered and all questions must be answered.

Lisa A. Worthington

I, the undersigned, attest under the pains and penalties of perjury that, to the best of my knowledge and belief and based upon my personal inquiry of those responsible for providing the information contained in this analytical report, such information is accurate and complete.

Authorized Signature: Lisa Worthington **Position:** **Technical Representative**

Printed Name: **Lisa A. Worthington** **Date:** **10/07/20**

Name of Laboratory: **Con-Test Analytical Laboratory**

This certification form is to be used for RCP methods only.

con-test® ANALYTICAL LABORATORY
39 Spruce Street * East Longmeadow, MA 01028 * FAX 413/525-6405 * TEL. 413/525-2332

October 22, 2020

Dan Seremet
AECOM Environment - Rocky Hill, CT
500 Enterprise Drive, Suite 1A
Rocky Hill, CT 06067

Project Location: Greenwich High School, CT
Client Job Number:
Project Number: 60432356
Laboratory Work Order Number: 20J0524

Enclosed are results of analyses for samples received by the laboratory on October 9, 2020. If you have any questions concerning this report, please feel free to contact me.

Sincerely,

Kaitlyn A. Feliciano
Project Manager

Table of Contents

Sample Summary 4

Case Narrative 5

Sample Results 6

20J0524-01 6

20J0524-02 8

20J0524-03 10

20J0524-04 12

20J0524-05 14

20J0524-06 16

20J0524-07 18

20J0524-08 20

20J0524-09 22

20J0524-10 24

20J0524-11 26

20J0524-12 28

20J0524-13 30

20J0524-14 32

20J0524-15 34

Sample Preparation Information 36

QC Data 37

Polychlorinated Biphenyls with 3540 Soxhlet Extraction 37

B268908 37

Conventional Chemistry Parameters by EPA/APHA/SW-846 Methods (Total) 39

B268922 39

Dual Column RPD Report 40

Table of Contents (continued)

Flag/Qualifier Summary 55

Certifications 56

Chain of Custody/Sample Receipt 57

39 Spruce Street * East Longmeadow, MA 01028 * FAX 413/525-6405 * TEL. 413/525-2332

AECOM Environment - Rocky Hill, CT
500 Enterprise Drive, Suite 1A
Rocky Hill, CT 06067
ATTN: Dan Seremet

REPORT DATE: 10/22/2020

PURCHASE ORDER NUMBER: 99513ACM

PROJECT NUMBER: 60432356

ANALYTICAL SUMMARY

WORK ORDER NUMBER: 20J0524

The results of analyses performed on the following samples submitted to the CON-TEST Analytical Laboratory are found in this report.

PROJECT LOCATION: Greenwich High School, CT

FIELD SAMPLE #	LAB ID:	MATRIX	SAMPLE DESCRIPTION	TEST	SUB LAB
North-B1 (5-7)-1 MS/MSD -1	20J0524-01	Soil		SM 2540G	
				SW-846 8082A	
AC9.5 (1-1.5)-1	20J0524-02	Soil		SM 2540G	
				SW-846 8082A	
AC12 (1-1.5)-1	20J0524-03	Soil		SM 2540G	
				SW-846 8082A	
AD14 (1-1.5)-1	20J0524-04	Soil		SM 2540G	
				SW-846 8082A	
AD14 (1-1.5)-2	20J0524-05	Soil		SM 2540G	
				SW-846 8082A	
AD13 (1-1.5)-1	20J0524-06	Soil		SM 2540G	
				SW-846 8082A	
AA11 (1-1.5)-1	20J0524-07	Soil		SM 2540G	
				SW-846 8082A	
AA11 (3-4)-1	20J0524-08	Soil		SM 2540G	
				SW-846 8082A	
AA11 (4-5)-1	20J0524-09	Soil		SM 2540G	
				SW-846 8082A	
AA/AB12 (1-1.5)-1	20J0524-10	Soil		SM 2540G	
				SW-846 8082A	
AA/AB12 (3-4)-1	20J0524-11	Soil		SM 2540G	
				SW-846 8082A	
AA/AB12 (4-5)-1	20J0524-12	Soil		SM 2540G	
				SW-846 8082A	
Z/AA13 (1-1.5)-1	20J0524-13	Soil		SM 2540G	
				SW-846 8082A	
Z/AA13 (3-4)-1	20J0524-14	Soil		SM 2540G	
				SW-846 8082A	
Z/AA13 (4-5)-1	20J0524-15	Soil		SM 2540G	
				SW-846 8082A	

39 Spruce Street * East Longmeadow, MA 01028 * FAX 413/525-6405 * TEL. 413/525-2332

CASE NARRATIVE SUMMARY

All reported results are within defined laboratory quality control objectives unless listed below or otherwise qualified in this report.

REVISED REPORT 10/22/2020- Sample-02 ID revised

SW-846 8082A

Qualifications:

MS-25

Matrix spike recovery bias high due to PCB aroclors present in the source sample.

Analyte & Samples(s) Qualified:

Aroclor-1016
B268908-MS1, B268908-MSD1

Aroclor-1016 [2C]
B268908-MS1, B268908-MSD1

S-01

The surrogate recovery for this sample is not available due to sample dilution below the surrogate reporting limit required from high analyte concentration and/or matrix interferences.

Analyte & Samples(s) Qualified:

Decachlorobiphenyl
20J0524-10[AA/AB12 (1-1.5)-1], 20J0524-11[AA/AB12 (3-4)-1], 20J0524-12[AA/AB12 (4-5)-1]

Decachlorobiphenyl [2C]
20J0524-10[AA/AB12 (1-1.5)-1], 20J0524-11[AA/AB12 (3-4)-1], 20J0524-12[AA/AB12 (4-5)-1]

Tetrachloro-m-xylene
20J0524-10[AA/AB12 (1-1.5)-1], 20J0524-11[AA/AB12 (3-4)-1], 20J0524-12[AA/AB12 (4-5)-1]

Tetrachloro-m-xylene [2C]
20J0524-10[AA/AB12 (1-1.5)-1], 20J0524-11[AA/AB12 (3-4)-1], 20J0524-12[AA/AB12 (4-5)-1]

The results of analyses reported only relate to samples submitted to the Con-Test Analytical Laboratory for testing.
I certify that the analyses listed above, unless specifically listed as subcontracted, if any, were performed under my direction according to the approved methodologies listed in this document, and that based upon my inquiry of those individuals immediately responsible for obtaining the information, the material contained in this report is, to the best of my knowledge and belief, accurate and complete.

Kaitlyn A. Feliciano
Project Manager

39 Spruce Street * East Longmeadow, MA 01028 * FAX 413/525-6405 * TEL. 413/525-2332

Project Location: Greenwich High School, CT
Sample Description:
Work Order: 20J0524

Date Received: 10/9/2020

Field Sample #: North-B1 (5-7)-1 MS/MSD -1
Sampled: 10/9/2020 07:30

Sample ID: 20J0524-01

Sample Matrix: Soil

Polychlorinated Biphenyls with 3540 Soxhlet Extraction

Analyte	Results	RL	Units	Dilution	Flag/Qual	Method	Date Prepared	Date/Time Analyzed	Analyst
Aroclor-1016 [1]	ND	0.089	mg/Kg dry	4		SW-846 8082A	10/17/20	10/20/20 19:24	JMB
Aroclor-1221 [1]	ND	0.089	mg/Kg dry	4		SW-846 8082A	10/17/20	10/20/20 19:24	JMB
Aroclor-1232 [1]	ND	0.089	mg/Kg dry	4		SW-846 8082A	10/17/20	10/20/20 19:24	JMB
Aroclor-1242 [1]	ND	0.089	mg/Kg dry	4		SW-846 8082A	10/17/20	10/20/20 19:24	JMB
Aroclor-1248 [2]	1.0	0.089	mg/Kg dry	4		SW-846 8082A	10/17/20	10/20/20 19:24	JMB
Aroclor-1254 [1]	ND	0.089	mg/Kg dry	4		SW-846 8082A	10/17/20	10/20/20 19:24	JMB
Aroclor-1260 [1]	ND	0.089	mg/Kg dry	4		SW-846 8082A	10/17/20	10/20/20 19:24	JMB
Aroclor-1262 [1]	ND	0.089	mg/Kg dry	4		SW-846 8082A	10/17/20	10/20/20 19:24	JMB
Aroclor-1268 [1]	ND	0.089	mg/Kg dry	4		SW-846 8082A	10/17/20	10/20/20 19:24	JMB

Surrogates	% Recovery	Recovery Limits	Flag/Qual	
Decachlorobiphenyl [1]	102	30-150		10/20/20 19:24
Decachlorobiphenyl [2]	106	30-150		10/20/20 19:24
Tetrachloro-m-xylene [1]	92.9	30-150		10/20/20 19:24
Tetrachloro-m-xylene [2]	99.2	30-150		10/20/20 19:24

39 Spruce Street * East Longmeadow, MA 01028 * FAX 413/525-6405 * TEL. 413/525-2332

Project Location: Greenwich High School, CT
Sample Description:
Work Order: 20J0524

Date Received: 10/9/2020

Field Sample #: North-B1 (5-7)-1 MS/MSD -1
Sampled: 10/9/2020 07:30

Sample ID: 20J0524-01

Sample Matrix: Soil

Conventional Chemistry Parameters by EPA/APHA/SW-846 Methods (Total)

Analyte	Results	RL	Units	Dilution	Flag/Qual	Method	Date Prepared	Date/Time Analyzed	Analyst
% Solids	90.3		% Wt	1		SM 2540G	10/17/20	10/18/20 9:12	AVF

con-test® ANALYTICAL LABORATORY

39 Spruce Street * East Longmeadow, MA 01028 * FAX 413/525-6405 * TEL. 413/525-2332

Project Location: Greenwich High School, CT | Sample Description: | Work Order: 20J0524

Date Received: 10/9/2020

Field Sample #: AC9.5 (1-1.5)-1 | Sampled: 10/9/2020 09:35

Sample ID: 20J0524-02

Sample Matrix: Soil

Polychlorinated Biphenyls with 3540 Soxhlet Extraction

Analyte	Results	RL	Units	Dilution	Flag/Qual	Method	Date Prepared	Date/Time Analyzed	Analyst
Aroclor-1016 [1]	ND	0.090	mg/Kg dry	4		SW-846 8082A	10/17/20	10/20/20 19:41	JMB
Aroclor-1221 [1]	ND	0.090	mg/Kg dry	4		SW-846 8082A	10/17/20	10/20/20 19:41	JMB
Aroclor-1232 [1]	ND	0.090	mg/Kg dry	4		SW-846 8082A	10/17/20	10/20/20 19:41	JMB
Aroclor-1242 [1]	ND	0.090	mg/Kg dry	4		SW-846 8082A	10/17/20	10/20/20 19:41	JMB
Aroclor-1248 [2]	0.11	0.090	mg/Kg dry	4		SW-846 8082A	10/17/20	10/20/20 19:41	JMB
Aroclor-1254 [1]	ND	0.090	mg/Kg dry	4		SW-846 8082A	10/17/20	10/20/20 19:41	JMB
Aroclor-1260 [1]	ND	0.090	mg/Kg dry	4		SW-846 8082A	10/17/20	10/20/20 19:41	JMB
Aroclor-1262 [1]	ND	0.090	mg/Kg dry	4		SW-846 8082A	10/17/20	10/20/20 19:41	JMB
Aroclor-1268 [1]	ND	0.090	mg/Kg dry	4		SW-846 8082A	10/17/20	10/20/20 19:41	JMB

Surrogates	% Recovery	Recovery Limits	Flag/Qual	
Decachlorobiphenyl [1]	107	30-150		10/20/20 19:41
Decachlorobiphenyl [2]	111	30-150		10/20/20 19:41
Tetrachloro-m-xylene [1]	99.0	30-150		10/20/20 19:41
Tetrachloro-m-xylene [2]	105	30-150		10/20/20 19:41

39 Spruce Street * East Longmeadow, MA 01028 * FAX 413/525-6405 * TEL. 413/525-2332

Project Location: Greenwich High School, CT
Sample Description:
Work Order: 20J0524

Date Received: 10/9/2020

Field Sample #: AC9.5 (1-1.5)-1
Sampled: 10/9/2020 09:35

Sample ID: 20J0524-02

Sample Matrix: Soil

Conventional Chemistry Parameters by EPA/APHA/SW-846 Methods (Total)

Analyte	Results	RL	Units	Dilution	Flag/Qual	Method	Date Prepared	Date/Time Analyzed	Analyst
% Solids	88.7		% Wt	1		SM 2540G	10/17/20	10/18/20 9:13	AVF

con-test® ANALYTICAL LABORATORY

39 Spruce Street * East Longmeadow, MA 01028 * FAX 413/525-6405 * TEL. 413/525-2332

Project Location: Greenwich High School, CT | Sample Description: | Work Order: 20J0524

Date Received: 10/9/2020

Field Sample #: AC12 (1-1.5)-1 | Sampled: 10/9/2020 09:20

Sample ID: 20J0524-03

Sample Matrix: Soil

Polychlorinated Biphenyls with 3540 Soxhlet Extraction

Analyte	Results	RL	Units	Dilution	Flag/Qual	Method	Date Prepared	Date/Time Analyzed	Analyst
Aroclor-1016 [1]	ND	0.088	mg/Kg dry	4		SW-846 8082A	10/17/20	10/20/20 19:59	JMB
Aroclor-1221 [1]	ND	0.088	mg/Kg dry	4		SW-846 8082A	10/17/20	10/20/20 19:59	JMB
Aroclor-1232 [1]	ND	0.088	mg/Kg dry	4		SW-846 8082A	10/17/20	10/20/20 19:59	JMB
Aroclor-1242 [1]	ND	0.088	mg/Kg dry	4		SW-846 8082A	10/17/20	10/20/20 19:59	JMB
Aroclor-1248 [2]	0.12	0.088	mg/Kg dry	4		SW-846 8082A	10/17/20	10/20/20 19:59	JMB
Aroclor-1254 [1]	ND	0.088	mg/Kg dry	4		SW-846 8082A	10/17/20	10/20/20 19:59	JMB
Aroclor-1260 [1]	ND	0.088	mg/Kg dry	4		SW-846 8082A	10/17/20	10/20/20 19:59	JMB
Aroclor-1262 [1]	ND	0.088	mg/Kg dry	4		SW-846 8082A	10/17/20	10/20/20 19:59	JMB
Aroclor-1268 [1]	ND	0.088	mg/Kg dry	4		SW-846 8082A	10/17/20	10/20/20 19:59	JMB

Surrogates	% Recovery	Recovery Limits	Flag/Qual	
Decachlorobiphenyl [1]	104	30-150		10/20/20 19:59
Decachlorobiphenyl [2]	107	30-150		10/20/20 19:59
Tetrachloro-m-xylene [1]	95.0	30-150		10/20/20 19:59
Tetrachloro-m-xylene [2]	99.9	30-150		10/20/20 19:59

39 Spruce Street * East Longmeadow, MA 01028 * FAX 413/525-6405 * TEL. 413/525-2332

Project Location: Greenwich High School, CT
Sample Description:
Work Order: 20J0524

Date Received: 10/9/2020

Field Sample #: AC12 (1-1.5)-1
Sampled: 10/9/2020 09:20

Sample ID: 20J0524-03

Sample Matrix: Soil

Conventional Chemistry Parameters by EPA/APHA/SW-846 Methods (Total)

Analyte	Results	RL	Units	Dilution	Flag/Qual	Method	Date Prepared	Date/Time Analyzed	Analyst
% Solids	90.4		% Wt	1		SM 2540G	10/17/20	10/18/20 9:13	AVF

con-test® ANALYTICAL LABORATORY

39 Spruce Street * East Longmeadow, MA 01028 * FAX 413/525-6405 * TEL. 413/525-2332

Project Location: Greenwich High School, CT | Sample Description: | Work Order: 20J0524

Date Received: 10/9/2020

Field Sample #: AD14 (1-1.5)-1 | Sampled: 10/9/2020 08:45

Sample ID: 20J0524-04

Sample Matrix: Soil

Polychlorinated Biphenyls with 3540 Soxhlet Extraction

Analyte	Results	RL	Units	Dilution	Flag/Qual	Method	Date Prepared	Date/Time Analyzed	Analyst
Aroclor-1016 [1]	ND	0.092	mg/Kg dry	4		SW-846 8082A	10/17/20	10/20/20 20:17	JMB
Aroclor-1221 [1]	ND	0.092	mg/Kg dry	4		SW-846 8082A	10/17/20	10/20/20 20:17	JMB
Aroclor-1232 [1]	ND	0.092	mg/Kg dry	4		SW-846 8082A	10/17/20	10/20/20 20:17	JMB
Aroclor-1242 [1]	ND	0.092	mg/Kg dry	4		SW-846 8082A	10/17/20	10/20/20 20:17	JMB
Aroclor-1248 [2]	ND	0.092	mg/Kg dry	4		SW-846 8082A	10/17/20	10/20/20 20:17	JMB
Aroclor-1254 [1]	ND	0.092	mg/Kg dry	4		SW-846 8082A	10/17/20	10/20/20 20:17	JMB
Aroclor-1260 [1]	ND	0.092	mg/Kg dry	4		SW-846 8082A	10/17/20	10/20/20 20:17	JMB
Aroclor-1262 [1]	ND	0.092	mg/Kg dry	4		SW-846 8082A	10/17/20	10/20/20 20:17	JMB
Aroclor-1268 [1]	ND	0.092	mg/Kg dry	4		SW-846 8082A	10/17/20	10/20/20 20:17	JMB

Surrogates	% Recovery	Recovery Limits	Flag/Qual	
Decachlorobiphenyl [1]	105	30-150		10/20/20 20:17
Decachlorobiphenyl [2]	109	30-150		10/20/20 20:17
Tetrachloro-m-xylene [1]	98.6	30-150		10/20/20 20:17
Tetrachloro-m-xylene [2]	103	30-150		10/20/20 20:17

39 Spruce Street * East Longmeadow, MA 01028 * FAX 413/525-6405 * TEL. 413/525-2332

Project Location: Greenwich High School, CT
Sample Description:
Work Order: 20J0524

Date Received: 10/9/2020

Field Sample #: AD14 (1-1.5)-1
Sampled: 10/9/2020 08:45

Sample ID: 20J0524-04

Sample Matrix: Soil

Conventional Chemistry Parameters by EPA/APHA/SW-846 Methods (Total)

Analyte	Results	RL	Units	Dilution	Flag/Qual	Method	Date Prepared	Date/Time Analyzed	Analyst
% Solids	87.1		% Wt	1		SM 2540G	10/17/20	10/18/20 9:13	AVF

con-test® ANALYTICAL LABORATORY

39 Spruce Street * East Longmeadow, MA 01028 * FAX 413/525-6405 * TEL. 413/525-2332

Project Location: Greenwich High School, CT | Sample Description: | Work Order: 20J0524

Date Received: 10/9/2020

Field Sample #: AD14 (1-1.5)-2 | Sampled: 10/9/2020 08:50

Sample ID: 20J0524-05

Sample Matrix: Soil

Polychlorinated Biphenyls with 3540 Soxhlet Extraction

Analyte	Results	RL	Units	Dilution	Flag/Qual	Method	Date Prepared	Date/Time Analyzed	Analyst
Aroclor-1016 [1]	ND	0.091	mg/Kg dry	4		SW-846 8082A	10/17/20	10/20/20 20:34	JMB
Aroclor-1221 [1]	ND	0.091	mg/Kg dry	4		SW-846 8082A	10/17/20	10/20/20 20:34	JMB
Aroclor-1232 [1]	ND	0.091	mg/Kg dry	4		SW-846 8082A	10/17/20	10/20/20 20:34	JMB
Aroclor-1242 [1]	ND	0.091	mg/Kg dry	4		SW-846 8082A	10/17/20	10/20/20 20:34	JMB
Aroclor-1248 [2]	ND	0.091	mg/Kg dry	4		SW-846 8082A	10/17/20	10/20/20 20:34	JMB
Aroclor-1254 [1]	ND	0.091	mg/Kg dry	4		SW-846 8082A	10/17/20	10/20/20 20:34	JMB
Aroclor-1260 [1]	ND	0.091	mg/Kg dry	4		SW-846 8082A	10/17/20	10/20/20 20:34	JMB
Aroclor-1262 [1]	ND	0.091	mg/Kg dry	4		SW-846 8082A	10/17/20	10/20/20 20:34	JMB
Aroclor-1268 [1]	ND	0.091	mg/Kg dry	4		SW-846 8082A	10/17/20	10/20/20 20:34	JMB

Surrogates	% Recovery	Recovery Limits	Flag/Qual	
Decachlorobiphenyl [1]	96.7	30-150		10/20/20 20:34
Decachlorobiphenyl [2]	97.6	30-150		10/20/20 20:34
Tetrachloro-m-xylene [1]	91.0	30-150		10/20/20 20:34
Tetrachloro-m-xylene [2]	96.5	30-150		10/20/20 20:34

39 Spruce Street * East Longmeadow, MA 01028 * FAX 413/525-6405 * TEL. 413/525-2332

Project Location: Greenwich High School, CT
Sample Description:
Work Order: 20J0524

Date Received: 10/9/2020

Field Sample #: AD14 (1-1.5)-2
Sampled: 10/9/2020 08:50

Sample ID: 20J0524-05

Sample Matrix: Soil

Conventional Chemistry Parameters by EPA/APHA/SW-846 Methods (Total)

Analyte	Results	RL	Units	Dilution	Flag/Qual	Method	Date Prepared	Date/Time Analyzed	Analyst
% Solids	87.0		% Wt	1		SM 2540G	10/17/20	10/18/20 9:13	AVF

39 Spruce Street * East Longmeadow, MA 01028 * FAX 413/525-6405 * TEL. 413/525-2332

Project Location: Greenwich High School, CT
Sample Description:
Work Order: 20J0524

Date Received: 10/9/2020

Field Sample #: AD13 (1-1.5)-1
Sampled: 10/9/2020 09:05

Sample ID: 20J0524-06

Sample Matrix: Soil

Polychlorinated Biphenyls with 3540 Soxhlet Extraction

Analyte	Results	RL	Units	Dilution	Flag/Qual	Method	Date Prepared	Date/Time Analyzed	Analyst
Aroclor-1016 [1]	ND	0.088	mg/Kg dry	4		SW-846 8082A	10/17/20	10/20/20 20:52	JMB
Aroclor-1221 [1]	ND	0.088	mg/Kg dry	4		SW-846 8082A	10/17/20	10/20/20 20:52	JMB
Aroclor-1232 [1]	ND	0.088	mg/Kg dry	4		SW-846 8082A	10/17/20	10/20/20 20:52	JMB
Aroclor-1242 [1]	ND	0.088	mg/Kg dry	4		SW-846 8082A	10/17/20	10/20/20 20:52	JMB
Aroclor-1248 [2]	0.41	0.088	mg/Kg dry	4		SW-846 8082A	10/17/20	10/20/20 20:52	JMB
Aroclor-1254 [1]	ND	0.088	mg/Kg dry	4		SW-846 8082A	10/17/20	10/20/20 20:52	JMB
Aroclor-1260 [1]	ND	0.088	mg/Kg dry	4		SW-846 8082A	10/17/20	10/20/20 20:52	JMB
Aroclor-1262 [1]	ND	0.088	mg/Kg dry	4		SW-846 8082A	10/17/20	10/20/20 20:52	JMB
Aroclor-1268 [1]	ND	0.088	mg/Kg dry	4		SW-846 8082A	10/17/20	10/20/20 20:52	JMB

Surrogates	% Recovery	Recovery Limits	Flag/Qual	
Decachlorobiphenyl [1]	103	30-150		10/20/20 20:52
Decachlorobiphenyl [2]	105	30-150		10/20/20 20:52
Tetrachloro-m-xylene [1]	97.1	30-150		10/20/20 20:52
Tetrachloro-m-xylene [2]	103	30-150		10/20/20 20:52

39 Spruce Street * East Longmeadow, MA 01028 * FAX 413/525-6405 * TEL. 413/525-2332

Project Location: Greenwich High School, CT
Sample Description:
Work Order: 20J0524

Date Received: 10/9/2020

Field Sample #: AD13 (1-1.5)-1
Sampled: 10/9/2020 09:05

Sample ID: 20J0524-06

Sample Matrix: Soil

Conventional Chemistry Parameters by EPA/APHA/SW-846 Methods (Total)

Analyte	Results	RL	Units	Dilution	Flag/Qual	Method	Date Prepared	Date/Time Analyzed	Analyst
% Solids	90.1		% Wt	1		SM 2540G	10/17/20	10/18/20 9:13	AVF

con-test® ANALYTICAL LABORATORY

39 Spruce Street * East Longmeadow, MA 01028 * FAX 413/525-6405 * TEL. 413/525-2332

Project Location: Greenwich High School, CT Sample Description: Work Order: 20J0524

Date Received: 10/9/2020

Field Sample #: AA11 (1-1.5)-1 Sampled: 10/9/2020 10:10

Sample ID: 20J0524-07

Sample Matrix: Soil

Polychlorinated Biphenyls with 3540 Soxhlet Extraction

Analyte	Results	RL	Units	Dilution	Flag/Qual	Method	Date Prepared	Date/Time Analyzed	Analyst
Aroclor-1016 [1]	ND	0.087	mg/Kg dry	4		SW-846 8082A	10/17/20	10/20/20 21:10	JMB
Aroclor-1221 [1]	ND	0.087	mg/Kg dry	4		SW-846 8082A	10/17/20	10/20/20 21:10	JMB
Aroclor-1232 [1]	ND	0.087	mg/Kg dry	4		SW-846 8082A	10/17/20	10/20/20 21:10	JMB
Aroclor-1242 [1]	ND	0.087	mg/Kg dry	4		SW-846 8082A	10/17/20	10/20/20 21:10	JMB
Aroclor-1248 [2]	0.21	0.087	mg/Kg dry	4		SW-846 8082A	10/17/20	10/20/20 21:10	JMB
Aroclor-1254 [1]	ND	0.087	mg/Kg dry	4		SW-846 8082A	10/17/20	10/20/20 21:10	JMB
Aroclor-1260 [1]	ND	0.087	mg/Kg dry	4		SW-846 8082A	10/17/20	10/20/20 21:10	JMB
Aroclor-1262 [1]	ND	0.087	mg/Kg dry	4		SW-846 8082A	10/17/20	10/20/20 21:10	JMB
Aroclor-1268 [1]	ND	0.087	mg/Kg dry	4		SW-846 8082A	10/17/20	10/20/20 21:10	JMB

Surrogates	% Recovery	Recovery Limits	Flag/Qual	
Decachlorobiphenyl [1]	85.0	30-150		10/20/20 21:10
Decachlorobiphenyl [2]	89.1	30-150		10/20/20 21:10
Tetrachloro-m-xylene [1]	89.6	30-150		10/20/20 21:10
Tetrachloro-m-xylene [2]	95.1	30-150		10/20/20 21:10

39 Spruce Street * East Longmeadow, MA 01028 * FAX 413/525-6405 * TEL. 413/525-2332

Project Location: Greenwich High School, CT
Sample Description:
Work Order: 20J0524

Date Received: 10/9/2020

Field Sample #: AA11 (1-1.5)-1
Sampled: 10/9/2020 10:10

Sample ID: 20J0524-07

Sample Matrix: Soil

Conventional Chemistry Parameters by EPA/APHA/SW-846 Methods (Total)

Analyte	Results	RL	Units	Dilution	Flag/Qual	Method	Date Prepared	Date/Time Analyzed	Analyst
% Solids	91.7		% Wt	1		SM 2540G	10/17/20	10/18/20 9:13	AVF

con-test® ANALYTICAL LABORATORY

39 Spruce Street * East Longmeadow, MA 01028 * FAX 413/525-6405 * TEL. 413/525-2332

Project Location: Greenwich High School, CT | Sample Description: | Work Order: 20J0524

Date Received: 10/9/2020

Field Sample #: AA11 (3-4)-1 | Sampled: 10/9/2020 10:05

Sample ID: 20J0524-08

Sample Matrix: Soil

Polychlorinated Biphenyls with 3540 Soxhlet Extraction

Analyte	Results	RL	Units	Dilution	Flag/Qual	Method	Date Prepared	Date/Time Analyzed	Analyst
Aroclor-1016 [1]	ND	0.091	mg/Kg dry	4		SW-846 8082A	10/17/20	10/20/20 21:27	JMB
Aroclor-1221 [1]	ND	0.091	mg/Kg dry	4		SW-846 8082A	10/17/20	10/20/20 21:27	JMB
Aroclor-1232 [1]	ND	0.091	mg/Kg dry	4		SW-846 8082A	10/17/20	10/20/20 21:27	JMB
Aroclor-1242 [1]	ND	0.091	mg/Kg dry	4		SW-846 8082A	10/17/20	10/20/20 21:27	JMB
Aroclor-1248 [1]	ND	0.091	mg/Kg dry	4		SW-846 8082A	10/17/20	10/20/20 21:27	JMB
Aroclor-1254 [1]	ND	0.091	mg/Kg dry	4		SW-846 8082A	10/17/20	10/20/20 21:27	JMB
Aroclor-1260 [1]	ND	0.091	mg/Kg dry	4		SW-846 8082A	10/17/20	10/20/20 21:27	JMB
Aroclor-1262 [1]	ND	0.091	mg/Kg dry	4		SW-846 8082A	10/17/20	10/20/20 21:27	JMB
Aroclor-1268 [1]	ND	0.091	mg/Kg dry	4		SW-846 8082A	10/17/20	10/20/20 21:27	JMB

Surrogates	% Recovery	Recovery Limits	Flag/Qual	
Decachlorobiphenyl [1]	100	30-150		10/20/20 21:27
Decachlorobiphenyl [2]	106	30-150		10/20/20 21:27
Tetrachloro-m-xylene [1]	98.1	30-150		10/20/20 21:27
Tetrachloro-m-xylene [2]	102	30-150		10/20/20 21:27

39 Spruce Street * East Longmeadow, MA 01028 * FAX 413/525-6405 * TEL. 413/525-2332

Project Location: Greenwich High School, CT
Sample Description:
Work Order: 20J0524

Date Received: 10/9/2020

Field Sample #: AA11 (3-4)-1
Sampled: 10/9/2020 10:05

Sample ID: 20J0524-08

Sample Matrix: Soil

Conventional Chemistry Parameters by EPA/APHA/SW-846 Methods (Total)

Analyte	Results	RL	Units	Dilution	Flag/Qual	Method	Date Prepared	Date/Time Analyzed	Analyst
% Solids	87.2		% Wt	1		SM 2540G	10/17/20	10/18/20 9:13	AVF

39 Spruce Street * East Longmeadow, MA 01028 * FAX 413/525-6405 * TEL. 413/525-2332

Project Location: Greenwich High School, CT
Sample Description:
Work Order: 20J0524

Date Received: 10/9/2020

Field Sample #: AA11 (4-5)-1
Sampled: 10/9/2020 10:00

Sample ID: 20J0524-09

Sample Matrix: Soil

Polychlorinated Biphenyls with 3540 Soxhlet Extraction

Analyte	Results	RL	Units	Dilution	Flag/Qual	Method	Date Prepared	Date/Time Analyzed	Analyst
Aroclor-1016 [1]	ND	0.094	mg/Kg dry	4		SW-846 8082A	10/17/20	10/20/20 23:26	JMB
Aroclor-1221 [1]	ND	0.094	mg/Kg dry	4		SW-846 8082A	10/17/20	10/20/20 23:26	JMB
Aroclor-1232 [1]	ND	0.094	mg/Kg dry	4		SW-846 8082A	10/17/20	10/20/20 23:26	JMB
Aroclor-1242 [1]	ND	0.094	mg/Kg dry	4		SW-846 8082A	10/17/20	10/20/20 23:26	JMB
Aroclor-1248 [1]	ND	0.094	mg/Kg dry	4		SW-846 8082A	10/17/20	10/20/20 23:26	JMB
Aroclor-1254 [1]	ND	0.094	mg/Kg dry	4		SW-846 8082A	10/17/20	10/20/20 23:26	JMB
Aroclor-1260 [1]	ND	0.094	mg/Kg dry	4		SW-846 8082A	10/17/20	10/20/20 23:26	JMB
Aroclor-1262 [1]	ND	0.094	mg/Kg dry	4		SW-846 8082A	10/17/20	10/20/20 23:26	JMB
Aroclor-1268 [1]	ND	0.094	mg/Kg dry	4		SW-846 8082A	10/17/20	10/20/20 23:26	JMB

Surrogates	% Recovery	Recovery Limits	Flag/Qual	
Decachlorobiphenyl [1]	106	30-150		10/20/20 23:26
Decachlorobiphenyl [2]	108	30-150		10/20/20 23:26
Tetrachloro-m-xylene [1]	95.7	30-150		10/20/20 23:26
Tetrachloro-m-xylene [2]	101	30-150		10/20/20 23:26

39 Spruce Street * East Longmeadow, MA 01028 * FAX 413/525-6405 * TEL. 413/525-2332

Project Location: Greenwich High School, CT
Sample Description:
Work Order: 20J0524

Date Received: 10/9/2020

Field Sample #: AA11 (4-5)-1
Sampled: 10/9/2020 10:00

Sample ID: 20J0524-09

Sample Matrix: Soil

Conventional Chemistry Parameters by EPA/APHA/SW-846 Methods (Total)

Analyte	Results	RL	Units	Dilution	Flag/Qual	Method	Date Prepared	Date/Time Analyzed	Analyst
% Solids	85.5		% Wt	1		SM 2540G	10/17/20	10/18/20 9:13	AVF

con-test® ANALYTICAL LABORATORY

39 Spruce Street * East Longmeadow, MA 01028 * FAX 413/525-6405 * TEL. 413/525-2332

Project Location: Greenwich High School, CT | Sample Description: | Work Order: 20J0524

Date Received: 10/9/2020

Field Sample #: AA/AB12 (1-1.5)-1 | Sampled: 10/9/2020 10:40

Sample ID: 20J0524-10

Sample Matrix: Soil

Polychlorinated Biphenyls with 3540 Soxhlet Extraction

Analyte	Results	RL	Units	Dilution	Flag/Qual	Method	Date Prepared	Date/Time Analyzed	Analyst
Aroclor-1016 [1]	ND	1.8	mg/Kg dry	80		SW-846 8082A	10/17/20	10/21/20 4:41	JMB
Aroclor-1221 [1]	ND	1.8	mg/Kg dry	80		SW-846 8082A	10/17/20	10/21/20 4:41	JMB
Aroclor-1232 [1]	ND	1.8	mg/Kg dry	80		SW-846 8082A	10/17/20	10/21/20 4:41	JMB
Aroclor-1242 [1]	ND	1.8	mg/Kg dry	80		SW-846 8082A	10/17/20	10/21/20 4:41	JMB
Aroclor-1248 [2]	5.3	1.8	mg/Kg dry	80		SW-846 8082A	10/17/20	10/21/20 4:41	JMB
Aroclor-1254 [1]	ND	1.8	mg/Kg dry	80		SW-846 8082A	10/17/20	10/21/20 4:41	JMB
Aroclor-1260 [1]	ND	1.8	mg/Kg dry	80		SW-846 8082A	10/17/20	10/21/20 4:41	JMB
Aroclor-1262 [1]	ND	1.8	mg/Kg dry	80		SW-846 8082A	10/17/20	10/21/20 4:41	JMB
Aroclor-1268 [1]	ND	1.8	mg/Kg dry	80		SW-846 8082A	10/17/20	10/21/20 4:41	JMB

Surrogates	% Recovery	Recovery Limits	Flag/Qual	
Decachlorobiphenyl [1]	*	30-150	S-01	10/21/20 4:41
Decachlorobiphenyl [2]	*	30-150	S-01	10/21/20 4:41
Tetrachloro-m-xylene [1]	*	30-150	S-01	10/21/20 4:41
Tetrachloro-m-xylene [2]	*	30-150	S-01	10/21/20 4:41

39 Spruce Street * East Longmeadow, MA 01028 * FAX 413/525-6405 * TEL. 413/525-2332

Project Location: Greenwich High School, CT
Sample Description:
Work Order: 20J0524

Date Received: 10/9/2020

Field Sample #: AA/AB12 (1-1.5)-1
Sampled: 10/9/2020 10:40

Sample ID: 20J0524-10

Sample Matrix: Soil

Conventional Chemistry Parameters by EPA/APHA/SW-846 Methods (Total)

Analyte	Results	RL	Units	Dilution	Flag/Qual	Method	Date Prepared	Date/Time Analyzed	Analyst
% Solids	87.1		% Wt	1		SM 2540G	10/17/20	10/18/20 9:14	AVF

con-test® ANALYTICAL LABORATORY

39 Spruce Street * East Longmeadow, MA 01028 * FAX 413/525-6405 * TEL. 413/525-2332

Project Location: Greenwich High School, CT | Sample Description: | Work Order: 20J0524

Date Received: 10/9/2020

Field Sample #: AA/AB12 (3-4)-1 | Sampled: 10/9/2020 01:45

Sample ID: 20J0524-11

Sample Matrix: Soil

Polychlorinated Biphenyls with 3540 Soxhlet Extraction

Analyte	Results	RL	Units	Dilution	Flag/Qual	Method	Date Prepared	Date/Time Analyzed	Analyst
Aroclor-1016 [1]	ND	9.3	mg/Kg dry	400		SW-846 8082A	10/17/20	10/21/20 4:54	JMB
Aroclor-1221 [1]	ND	9.3	mg/Kg dry	400		SW-846 8082A	10/17/20	10/21/20 4:54	JMB
Aroclor-1232 [1]	ND	9.3	mg/Kg dry	400		SW-846 8082A	10/17/20	10/21/20 4:54	JMB
Aroclor-1242 [1]	ND	9.3	mg/Kg dry	400		SW-846 8082A	10/17/20	10/21/20 4:54	JMB
Aroclor-1248 [2]	95	9.3	mg/Kg dry	400		SW-846 8082A	10/17/20	10/21/20 4:54	JMB
Aroclor-1254 [1]	ND	9.3	mg/Kg dry	400		SW-846 8082A	10/17/20	10/21/20 4:54	JMB
Aroclor-1260 [1]	ND	9.3	mg/Kg dry	400		SW-846 8082A	10/17/20	10/21/20 4:54	JMB
Aroclor-1262 [1]	ND	9.3	mg/Kg dry	400		SW-846 8082A	10/17/20	10/21/20 4:54	JMB
Aroclor-1268 [1]	ND	9.3	mg/Kg dry	400		SW-846 8082A	10/17/20	10/21/20 4:54	JMB

Surrogates	% Recovery	Recovery Limits	Flag/Qual	
Decachlorobiphenyl [1]	*	30-150	S-01	10/21/20 4:54
Decachlorobiphenyl [2]	*	30-150	S-01	10/21/20 4:54
Tetrachloro-m-xylene [1]	*	30-150	S-01	10/21/20 4:54
Tetrachloro-m-xylene [2]	*	30-150	S-01	10/21/20 4:54

39 Spruce Street * East Longmeadow, MA 01028 * FAX 413/525-6405 * TEL. 413/525-2332

Project Location: Greenwich High School, CT
Sample Description:
Work Order: 20J0524

Date Received: 10/9/2020

Field Sample #: AA/AB12 (3-4)-1
Sampled: 10/9/2020 01:45

Sample ID: 20J0524-11

Sample Matrix: Soil

Conventional Chemistry Parameters by EPA/APHA/SW-846 Methods (Total)

Analyte	Results	RL	Units	Dilution	Flag/Qual	Method	Date Prepared	Date/Time Analyzed	Analyst
% Solids	86.5		% Wt	1		SM 2540G	10/17/20	10/18/20 9:14	AVF

con-test® ANALYTICAL LABORATORY

39 Spruce Street * East Longmeadow, MA 01028 * FAX 413/525-6405 * TEL. 413/525-2332

Project Location: Greenwich High School, CT | Sample Description: | Work Order: 20J0524

Date Received: 10/9/2020

Field Sample #: AA/AB12 (4-5)-1 | Sampled: 10/9/2020 10:50

Sample ID: 20J0524-12

Sample Matrix: Soil

Polychlorinated Biphenyls with 3540 Soxhlet Extraction

Analyte	Results	RL	Units	Dilution	Flag/Qual	Method	Date Prepared	Date/Time Analyzed	Analyst
Aroclor-1016 [1]	ND	9.0	mg/Kg dry	400		SW-846 8082A	10/17/20	10/21/20 5:07	JMB
Aroclor-1221 [1]	ND	9.0	mg/Kg dry	400		SW-846 8082A	10/17/20	10/21/20 5:07	JMB
Aroclor-1232 [1]	ND	9.0	mg/Kg dry	400		SW-846 8082A	10/17/20	10/21/20 5:07	JMB
Aroclor-1242 [1]	ND	9.0	mg/Kg dry	400		SW-846 8082A	10/17/20	10/21/20 5:07	JMB
Aroclor-1248 [2]	36	9.0	mg/Kg dry	400		SW-846 8082A	10/17/20	10/21/20 5:07	JMB
Aroclor-1254 [1]	ND	9.0	mg/Kg dry	400		SW-846 8082A	10/17/20	10/21/20 5:07	JMB
Aroclor-1260 [1]	ND	9.0	mg/Kg dry	400		SW-846 8082A	10/17/20	10/21/20 5:07	JMB
Aroclor-1262 [1]	ND	9.0	mg/Kg dry	400		SW-846 8082A	10/17/20	10/21/20 5:07	JMB
Aroclor-1268 [1]	ND	9.0	mg/Kg dry	400		SW-846 8082A	10/17/20	10/21/20 5:07	JMB

Surrogates	% Recovery	Recovery Limits	Flag/Qual	
Decachlorobiphenyl [1]	*	30-150	S-01	10/21/20 5:07
Decachlorobiphenyl [2]	*	30-150	S-01	10/21/20 5:07
Tetrachloro-m-xylene [1]	*	30-150	S-01	10/21/20 5:07
Tetrachloro-m-xylene [2]	*	30-150	S-01	10/21/20 5:07

39 Spruce Street * East Longmeadow, MA 01028 * FAX 413/525-6405 * TEL. 413/525-2332

Project Location: Greenwich High School, CT
Sample Description:
Work Order: 20J0524

Date Received: 10/9/2020

Field Sample #: AA/AB12 (4-5)-1
Sampled: 10/9/2020 10:50

Sample ID: 20J0524-12

Sample Matrix: Soil

Conventional Chemistry Parameters by EPA/APHA/SW-846 Methods (Total)

Analyte	Results	RL	Units	Dilution	Flag/Qual	Method	Date Prepared	Date/Time Analyzed	Analyst
% Solids	88.4		% Wt	1		SM 2540G	10/17/20	10/18/20 9:14	AVF

con-test® ANALYTICAL LABORATORY

39 Spruce Street * East Longmeadow, MA 01028 * FAX 413/525-6405 * TEL. 413/525-2332

Project Location: Greenwich High School, CT | Sample Description: | Work Order: 20J0524

Date Received: 10/9/2020

Field Sample #: Z/AA13 (1-1.5)-1 | Sampled: 10/9/2020 11:10

Sample ID: 20J0524-13

Sample Matrix: Soil

Polychlorinated Biphenyls with 3540 Soxhlet Extraction

Analyte	Results	RL	Units	Dilution	Flag/Qual	Method	Date Prepared	Date/Time Analyzed	Analyst
Aroclor-1016 [1]	ND	0.087	mg/Kg dry	4		SW-846 8082A	10/17/20	10/21/20 5:19	JMB
Aroclor-1221 [1]	ND	0.087	mg/Kg dry	4		SW-846 8082A	10/17/20	10/21/20 5:19	JMB
Aroclor-1232 [1]	ND	0.087	mg/Kg dry	4		SW-846 8082A	10/17/20	10/21/20 5:19	JMB
Aroclor-1242 [1]	ND	0.087	mg/Kg dry	4		SW-846 8082A	10/17/20	10/21/20 5:19	JMB
Aroclor-1248 [2]	0.36	0.087	mg/Kg dry	4		SW-846 8082A	10/17/20	10/21/20 5:19	JMB
Aroclor-1254 [1]	ND	0.087	mg/Kg dry	4		SW-846 8082A	10/17/20	10/21/20 5:19	JMB
Aroclor-1260 [1]	ND	0.087	mg/Kg dry	4		SW-846 8082A	10/17/20	10/21/20 5:19	JMB
Aroclor-1262 [1]	ND	0.087	mg/Kg dry	4		SW-846 8082A	10/17/20	10/21/20 5:19	JMB
Aroclor-1268 [1]	ND	0.087	mg/Kg dry	4		SW-846 8082A	10/17/20	10/21/20 5:19	JMB

Surrogates	% Recovery	Recovery Limits	Flag/Qual	
Decachlorobiphenyl [1]	103	30-150		10/21/20 5:19
Decachlorobiphenyl [2]	111	30-150		10/21/20 5:19
Tetrachloro-m-xylene [1]	101	30-150		10/21/20 5:19
Tetrachloro-m-xylene [2]	103	30-150		10/21/20 5:19

39 Spruce Street * East Longmeadow, MA 01028 * FAX 413/525-6405 * TEL. 413/525-2332

Project Location: Greenwich High School, CT
Sample Description:
Work Order: 20J0524

Date Received: 10/9/2020

Field Sample #: Z/AA13 (1-1.5)-1
Sampled: 10/9/2020 11:10

Sample ID: 20J0524-13

Sample Matrix: Soil

Conventional Chemistry Parameters by EPA/APHA/SW-846 Methods (Total)

Analyte	Results	RL	Units	Dilution	Flag/Qual	Method	Date Prepared	Date/Time Analyzed	Analyst
% Solids	91.7		% Wt	1		SM 2540G	10/17/20	10/18/20 9:14	AVF

con-test® ANALYTICAL LABORATORY

39 Spruce Street * East Longmeadow, MA 01028 * FAX 413/525-6405 * TEL. 413/525-2332

Project Location: Greenwich High School, CT | Sample Description: | Work Order: 20J0524

Date Received: 10/9/2020

Field Sample #: Z/AA13 (3-4)-1 | Sampled: 10/9/2020 11:25

Sample ID: 20J0524-14

Sample Matrix: Soil

Polychlorinated Biphenyls with 3540 Soxhlet Extraction

Analyte	Results	RL	Units	Dilution	Flag/Qual	Method	Date Prepared	Date/Time Analyzed	Analyst
Aroclor-1016 [1]	ND	0.086	mg/Kg dry	4		SW-846 8082A	10/17/20	10/21/20 0:55	JMB
Aroclor-1221 [1]	ND	0.086	mg/Kg dry	4		SW-846 8082A	10/17/20	10/21/20 0:55	JMB
Aroclor-1232 [1]	ND	0.086	mg/Kg dry	4		SW-846 8082A	10/17/20	10/21/20 0:55	JMB
Aroclor-1242 [1]	ND	0.086	mg/Kg dry	4		SW-846 8082A	10/17/20	10/21/20 0:55	JMB
Aroclor-1248 [2]	0.12	0.086	mg/Kg dry	4		SW-846 8082A	10/17/20	10/21/20 0:55	JMB
Aroclor-1254 [1]	ND	0.086	mg/Kg dry	4		SW-846 8082A	10/17/20	10/21/20 0:55	JMB
Aroclor-1260 [1]	ND	0.086	mg/Kg dry	4		SW-846 8082A	10/17/20	10/21/20 0:55	JMB
Aroclor-1262 [1]	ND	0.086	mg/Kg dry	4		SW-846 8082A	10/17/20	10/21/20 0:55	JMB
Aroclor-1268 [1]	ND	0.086	mg/Kg dry	4		SW-846 8082A	10/17/20	10/21/20 0:55	JMB

Surrogates	% Recovery	Recovery Limits	Flag/Qual	
Decachlorobiphenyl [1]	92.9	30-150		10/21/20 0:55
Decachlorobiphenyl [2]	101	30-150		10/21/20 0:55
Tetrachloro-m-xylene [1]	93.3	30-150		10/21/20 0:55
Tetrachloro-m-xylene [2]	97.0	30-150		10/21/20 0:55

39 Spruce Street * East Longmeadow, MA 01028 * FAX 413/525-6405 * TEL. 413/525-2332

Project Location: Greenwich High School, CT
Sample Description:
Work Order: 20J0524

Date Received: 10/9/2020

Field Sample #: Z/AA13 (3-4)-1
Sampled: 10/9/2020 11:25

Sample ID: 20J0524-14

Sample Matrix: Soil

Conventional Chemistry Parameters by EPA/APHA/SW-846 Methods (Total)

Analyte	Results	RL	Units	Dilution	Flag/Qual	Method	Date Prepared	Date/Time Analyzed	Analyst
% Solids	92.3		% Wt	1		SM 2540G	10/17/20	10/18/20 9:14	AVF

con-test® ANALYTICAL LABORATORY

39 Spruce Street * East Longmeadow, MA 01028 * FAX 413/525-6405 * TEL. 413/525-2332

Project Location: Greenwich High School, CT | Sample Description: | Work Order: 20J0524

Date Received: 10/9/2020

Field Sample #: Z/AA13 (4-5)-1 | Sampled: 10/9/2020 11:30

Sample ID: 20J0524-15

Sample Matrix: Soil

Polychlorinated Biphenyls with 3540 Soxhlet Extraction

Analyte	Results	RL	Units	Dilution	Flag/Qual	Method	Date Prepared	Date/Time Analyzed	Analyst
Aroclor-1016 [1]	ND	0.088	mg/Kg dry	4		SW-846 8082A	10/17/20	10/21/20 1:12	JMB
Aroclor-1221 [1]	ND	0.088	mg/Kg dry	4		SW-846 8082A	10/17/20	10/21/20 1:12	JMB
Aroclor-1232 [1]	ND	0.088	mg/Kg dry	4		SW-846 8082A	10/17/20	10/21/20 1:12	JMB
Aroclor-1242 [1]	ND	0.088	mg/Kg dry	4		SW-846 8082A	10/17/20	10/21/20 1:12	JMB
Aroclor-1248 [2]	1.3	0.088	mg/Kg dry	4		SW-846 8082A	10/17/20	10/21/20 1:12	JMB
Aroclor-1254 [1]	ND	0.088	mg/Kg dry	4		SW-846 8082A	10/17/20	10/21/20 1:12	JMB
Aroclor-1260 [2]	0.14	0.088	mg/Kg dry	4		SW-846 8082A	10/17/20	10/21/20 1:12	JMB
Aroclor-1262 [1]	ND	0.088	mg/Kg dry	4		SW-846 8082A	10/17/20	10/21/20 1:12	JMB
Aroclor-1268 [1]	ND	0.088	mg/Kg dry	4		SW-846 8082A	10/17/20	10/21/20 1:12	JMB

Surrogates	% Recovery	Recovery Limits	Flag/Qual	
Decachlorobiphenyl [1]	89.8	30-150		10/21/20 1:12
Decachlorobiphenyl [2]	98.5	30-150		10/21/20 1:12
Tetrachloro-m-xylene [1]	91.3	30-150		10/21/20 1:12
Tetrachloro-m-xylene [2]	93.9	30-150		10/21/20 1:12

39 Spruce Street * East Longmeadow, MA 01028 * FAX 413/525-6405 * TEL. 413/525-2332

Project Location: Greenwich High School, CT
Sample Description:
Work Order: 20J0524

Date Received: 10/9/2020

Field Sample #: Z/AA13 (4-5)-1
Sampled: 10/9/2020 11:30

Sample ID: 20J0524-15

Sample Matrix: Soil

Conventional Chemistry Parameters by EPA/APHA/SW-846 Methods (Total)

Analyte	Results	RL	Units	Dilution	Flag/Qual	Method	Date Prepared	Date/Time Analyzed	Analyst
% Solids	90.7		% Wt	1		SM 2540G	10/17/20	10/18/20 9:14	AVF

con-test® ANALYTICAL LABORATORY

39 Spruce Street * East Longmeadow, MA 01028 * FAX 413/525-6405 * TEL. 413/525-2332

Sample Extraction Data

Prep Method: % Solids **Analytical Method: SM 2540G**

Lab Number [Field ID]	Batch	Date
20J0524-01 [North-B1 (5-7)-1 MS/MSD -1]	B268922	10/17/20
20J0524-02 [AC9.5 (1-1.5)-1]	B268922	10/17/20
20J0524-03 [AC12 (1-1.5)-1]	B268922	10/17/20
20J0524-04 [AD14 (1-1.5)-1]	B268922	10/17/20
20J0524-05 [AD14 (1-1.5)-2]	B268922	10/17/20
20J0524-06 [AD13 (1-1.5)-1]	B268922	10/17/20
20J0524-07 [AA11 (1-1.5)-1]	B268922	10/17/20
20J0524-08 [AA11 (3-4)-1]	B268922	10/17/20
20J0524-09 [AA11 (4-5)-1]	B268922	10/17/20
20J0524-10 [AA/AB12 (1-1.5)-1]	B268922	10/17/20
20J0524-11 [AA/AB12 (3-4)-1]	B268922	10/17/20
20J0524-12 [AA/AB12 (4-5)-1]	B268922	10/17/20
20J0524-13 [Z/AA13 (1-1.5)-1]	B268922	10/17/20
20J0524-14 [Z/AA13 (3-4)-1]	B268922	10/17/20
20J0524-15 [Z/AA13 (4-5)-1]	B268922	10/17/20

Prep Method: SW-846 3540C **Analytical Method: SW-846 8082A**

Lab Number [Field ID]	Batch	Initial [g]	Final [mL]	Date
20J0524-01 [North-B1 (5-7)-1 MS/MSD -1]	B268908	10.0	10.0	10/17/20
20J0524-02 [AC9.5 (1-1.5)-1]	B268908	10.0	10.0	10/17/20
20J0524-03 [AC12 (1-1.5)-1]	B268908	10.0	10.0	10/17/20
20J0524-04 [AD14 (1-1.5)-1]	B268908	10.0	10.0	10/17/20
20J0524-05 [AD14 (1-1.5)-2]	B268908	10.1	10.0	10/17/20
20J0524-06 [AD13 (1-1.5)-1]	B268908	10.1	10.0	10/17/20
20J0524-07 [AA11 (1-1.5)-1]	B268908	10.0	10.0	10/17/20
20J0524-08 [AA11 (3-4)-1]	B268908	10.1	10.0	10/17/20
20J0524-09 [AA11 (4-5)-1]	B268908	10.0	10.0	10/17/20
20J0524-10 [AA/AB12 (1-1.5)-1]	B268908	10.0	10.0	10/17/20
20J0524-11 [AA/AB12 (3-4)-1]	B268908	10.0	10.0	10/17/20
20J0524-12 [AA/AB12 (4-5)-1]	B268908	10.0	10.0	10/17/20
20J0524-13 [Z/AA13 (1-1.5)-1]	B268908	10.0	10.0	10/17/20
20J0524-14 [Z/AA13 (3-4)-1]	B268908	10.1	10.0	10/17/20
20J0524-15 [Z/AA13 (4-5)-1]	B268908	10.0	10.0	10/17/20

con-test® ANALYTICAL LABORATORY

39 Spruce Street * East Longmeadow, MA 01028 * FAX 413/525-6405 * TEL. 413/525-2332

QUALITY CONTROL

Polychlorinated Biphenyls with 3540 Soxhlet Extraction - Quality Control

Analyte	Result	Reporting Limit	Units	Spike Level	Source Result	%REC	%REC Limits	RPD	RPD Limit	Notes
Batch B268908 - SW-846 3540C										
Blank (B268908-BLK1)				Prepared: 10/17/20 Analyzed: 10/20/20						
Aroclor-1016	ND	0.020	mg/Kg wet							
Aroclor-1016 [2C]	ND	0.020	mg/Kg wet							
Aroclor-1221	ND	0.020	mg/Kg wet							
Aroclor-1221 [2C]	ND	0.020	mg/Kg wet							
Aroclor-1232	ND	0.020	mg/Kg wet							
Aroclor-1232 [2C]	ND	0.020	mg/Kg wet							
Aroclor-1242	ND	0.020	mg/Kg wet							
Aroclor-1242 [2C]	ND	0.020	mg/Kg wet							
Aroclor-1248	ND	0.020	mg/Kg wet							
Aroclor-1248 [2C]	ND	0.020	mg/Kg wet							
Aroclor-1254	ND	0.020	mg/Kg wet							
Aroclor-1254 [2C]	ND	0.020	mg/Kg wet							
Aroclor-1260	ND	0.020	mg/Kg wet							
Aroclor-1260 [2C]	ND	0.020	mg/Kg wet							
Aroclor-1262	ND	0.020	mg/Kg wet							
Aroclor-1262 [2C]	ND	0.020	mg/Kg wet							
Aroclor-1268	ND	0.020	mg/Kg wet							
Aroclor-1268 [2C]	ND	0.020	mg/Kg wet							
Surrogate: Decachlorobiphenyl	*0.209*		mg/Kg wet	0.200		105	30-150			
Surrogate: Decachlorobiphenyl [2C]	*0.209*		mg/Kg wet	0.200		104	30-150			
Surrogate: Tetrachloro-m-xylene	*0.179*		mg/Kg wet	0.200		89.7	30-150			
Surrogate: Tetrachloro-m-xylene [2C]	*0.187*		mg/Kg wet	0.200		93.7	30-150			
LCS (B268908-BS1)				Prepared: 10/17/20 Analyzed: 10/20/20						
Aroclor-1016	0.17	0.020	mg/Kg wet	0.200		86.9	40-140			
Aroclor-1016 [2C]	0.18	0.020	mg/Kg wet	0.200		92.2	40-140			
Aroclor-1260	0.18	0.020	mg/Kg wet	0.200		88.9	40-140			
Aroclor-1260 [2C]	0.18	0.020	mg/Kg wet	0.200		88.2	40-140			
Surrogate: Decachlorobiphenyl	*0.213*		mg/Kg wet	0.200		107	30-150			
Surrogate: Decachlorobiphenyl [2C]	*0.212*		mg/Kg wet	0.200		106	30-150			
Surrogate: Tetrachloro-m-xylene	*0.175*		mg/Kg wet	0.200		87.5	30-150			
Surrogate: Tetrachloro-m-xylene [2C]	*0.183*		mg/Kg wet	0.200		91.3	30-150			
LCS Dup (B268908-BSD1)				Prepared: 10/17/20 Analyzed: 10/20/20						
Aroclor-1016	0.17	0.020	mg/Kg wet	0.200		85.8	40-140	1.28	30	
Aroclor-1016 [2C]	0.19	0.020	mg/Kg wet	0.200		92.7	40-140	0.527	30	
Aroclor-1260	0.18	0.020	mg/Kg wet	0.200		87.5	40-140	1.56	30	
Aroclor-1260 [2C]	0.17	0.020	mg/Kg wet	0.200		86.5	40-140	1.95	30	
Surrogate: Decachlorobiphenyl	*0.209*		mg/Kg wet	0.200		104	30-150			
Surrogate: Decachlorobiphenyl [2C]	*0.206*		mg/Kg wet	0.200		103	30-150			
Surrogate: Tetrachloro-m-xylene	*0.176*		mg/Kg wet	0.200		88.2	30-150			
Surrogate: Tetrachloro-m-xylene [2C]	*0.184*		mg/Kg wet	0.200		92.0	30-150			

con-test® ANALYTICAL LABORATORY

39 Spruce Street * East Longmeadow, MA 01028 * FAX 413/525-6405 * TEL. 413/525-2332

QUALITY CONTROL

Polychlorinated Biphenyls with 3540 Soxhlet Extraction - Quality Control

Analyte	Result	Reporting Limit	Units	Spike Level	Source Result	%REC		%REC Limits	RPD	RPD Limit	Notes
Batch B268908 - SW-846 3540C											
Matrix Spike (B268908-MS1)		**Source: 20J0524-01**		Prepared: 10/17/20 Analyzed: 10/20/20							
Aroclor-1016	0.82	0.089	mg/Kg dry	0.221	ND	**368**	*	40-140			MS-25
Aroclor-1016 [2C]	0.83	0.089	mg/Kg dry	0.221	ND	**376**	*	40-140			MS-25
Aroclor-1260	0.22	0.089	mg/Kg dry	0.221	ND	100		40-140			
Aroclor-1260 [2C]	0.22	0.089	mg/Kg dry	0.221	ND	101		40-140			
Surrogate: Decachlorobiphenyl	*0.206*		mg/Kg dry	0.221		93.2		30-150			
Surrogate: Decachlorobiphenyl [2C]	*0.214*		mg/Kg dry	0.221		96.5		30-150			
Surrogate: Tetrachloro-m-xylene	*0.203*		mg/Kg dry	0.221		91.7		30-150			
Surrogate: Tetrachloro-m-xylene [2C]	*0.213*		mg/Kg dry	0.221		96.4		30-150			
Matrix Spike Dup (B268908-MSD1)		**Source: 20J0524-01**		Prepared: 10/17/20 Analyzed: 10/20/20							
Aroclor-1016	0.76	0.089	mg/Kg dry	0.221	ND	**342**	*	40-140	7.21	50	MS-25
Aroclor-1016 [2C]	0.86	0.089	mg/Kg dry	0.221	ND	**389**	*	40-140	3.50	50	MS-25
Aroclor-1260	0.23	0.089	mg/Kg dry	0.221	ND	103		40-140	2.84	50	
Aroclor-1260 [2C]	0.24	0.089	mg/Kg dry	0.221	ND	107		40-140	4.97	50	
Surrogate: Decachlorobiphenyl	*0.223*		mg/Kg dry	0.221		101		30-150			
Surrogate: Decachlorobiphenyl [2C]	*0.232*		mg/Kg dry	0.221		105		30-150			
Surrogate: Tetrachloro-m-xylene	*0.207*		mg/Kg dry	0.221		93.5		30-150			
Surrogate: Tetrachloro-m-xylene [2C]	*0.218*		mg/Kg dry	0.221		98.5		30-150			

con-test® ANALYTICAL LABORATORY

39 Spruce Street * East Longmeadow, MA 01028 * FAX 413/525-6405 * TEL. 413/525-2332

QUALITY CONTROL

Conventional Chemistry Parameters by EPA/APHA/SW-846 Methods (Total) - Quality Control

Analyte	Result	Reporting Limit	Units	Spike Level	Source Result	%REC	%REC Limits	RPD	RPD Limit	Notes
Batch B268922 - % Solids										
Duplicate (B268922-DUP1)		**Source: 20J0524-01**		Prepared: 10/17/20	Analyzed: 10/18/20					
% Solids	89.8		% Wt		90.3			0.603	10	
Duplicate (B268922-DUP2)		**Source: 20J0524-02**		Prepared: 10/17/20	Analyzed: 10/18/20					
% Solids	88.3		% Wt		88.7			0.517	10	
Duplicate (B268922-DUP3)		**Source: 20J0524-03**		Prepared: 10/17/20	Analyzed: 10/18/20					
% Solids	90.2		% Wt		90.4			0.226	10	
Duplicate (B268922-DUP4)		**Source: 20J0524-04**		Prepared: 10/17/20	Analyzed: 10/18/20					
% Solids	87.7		% Wt		87.1			0.617	10	
Duplicate (B268922-DUP5)		**Source: 20J0524-05**		Prepared: 10/17/20	Analyzed: 10/18/20					
% Solids	86.9		% Wt		87.0			0.187	10	
Duplicate (B268922-DUP6)		**Source: 20J0524-06**		Prepared: 10/17/20	Analyzed: 10/18/20					
% Solids	89.9		% Wt		90.1			0.222	10	
Duplicate (B268922-DUP7)		**Source: 20J0524-07**		Prepared: 10/17/20	Analyzed: 10/18/20					
% Solids	91.9		% Wt		91.7			0.223	10	

con-test® ANALYTICAL LABORATORY

39 Spruce Street * East Longmeadow, MA 01028 * FAX 413/525-6405 * TEL. 413/525-2332

IDENTIFICATION SUMMARY FOR SINGLE COMPONENT ANALYTES

SW-846 8082A

North-B1 (5-7)-1 MS/MSD -1

Lab Sample ID: 20J0524-01

Date(s) Analyzed: 10/20/2020 10/20/2020

Instrument ID (1): ECD4

Instrument ID (2): ECD4

GC Column (1): ID: (mm)

GC Column (2): ID: (mm)

ANALYTE	COL	RT	RT WINDOW		CONCENTRATION	%RPD
			FROM	TO		
Aroclor-1248	1	0.000	-0.030	0.030	0.96	
	2	0.000	-0.030	0.030	1.0	4.1

con-test® ANALYTICAL LABORATORY

39 Spruce Street * East Longmeadow, MA 01028 * FAX 413/525-6405 * TEL. 413/525-2332

IDENTIFICATION SUMMARY FOR SINGLE COMPONENT ANALYTES

SW-846 8082A

ACP9.5 (1-1.5)-1

Lab Sample ID: 20J0524-02

Date(s) Analyzed: 10/20/2020 10/20/2020

Instrument ID (1): ECD4

Instrument ID (2): ECD4

GC Column (1): ID: (mm)

GC Column (2): ID: (mm)

ANALYTE	COL	RT	RT WINDOW		CONCENTRATION	%RPD
			FROM	TO		
Aroclor-1248	1	0.000	-0.030	0.030	0.10	
	2	0.000	-0.030	0.030	0.11	9.5

con-test® ANALYTICAL LABORATORY

39 Spruce Street * East Longmeadow, MA 01028 * FAX 413/525-6405 * TEL. 413/525-2332

IDENTIFICATION SUMMARY FOR SINGLE COMPONENT ANALYTES

SW-846 8082A

AC12 (1-1.5)-1

Lab Sample ID: 20J0524-03

Date(s) Analyzed: 10/20/2020 10/20/2020

Instrument ID (1): ECD4

Instrument ID (2): ECD4

GC Column (1): ID: (mm)

GC Column (2): ID: (mm)

ANALYTE	COL	RT	RT WINDOW		CONCENTRATION	%RPD
			FROM	TO		
Aroclor-1248	1	0.000	-0.030	0.030	0.11	
	2	0.000	-0.030	0.030	0.12	8.7

con-test® ANALYTICAL LABORATORY

39 Spruce Street * East Longmeadow, MA 01028 * FAX 413/525-6405 * TEL. 413/525-2332

IDENTIFICATION SUMMARY FOR SINGLE COMPONENT ANALYTES

SW-846 8082A

AD13 (1-1.5)-1

Lab Sample ID: 20J0524-06

Date(s) Analyzed: 10/20/2020 10/20/2020

Instrument ID (1): ECD4

Instrument ID (2): ECD4

GC Column (1): ID: (mm)

GC Column (2): ID: (mm)

ANALYTE	COL	RT	RT WINDOW		CONCENTRATION	%RPD
			FROM	TO		
Aroclor-1248	1	0.000	-0.030	0.030	0.40	
	2	0.000	-0.030	0.030	0.41	2.5

con-test® ANALYTICAL LABORATORY

39 Spruce Street * East Longmeadow, MA 01028 * FAX 413/525-6405 * TEL. 413/525-2332

IDENTIFICATION SUMMARY FOR SINGLE COMPONENT ANALYTES

SW-846 8082A

AA11 (1-1.5)-1

Lab Sample ID: 20J0524-07

Date(s) Analyzed: 10/20/2020 10/20/2020

Instrument ID (1): ECD4

Instrument ID (2): ECD4

GC Column (1): ID: (mm)

GC Column (2): ID: (mm)

ANALYTE	COL	RT	RT WINDOW		CONCENTRATION	%RPD
			FROM	TO		
Aroclor-1248	1	0.000	-0.030	0.030	0.17	
	2	0.000	-0.030	0.030	0.21	15.4

con-test® ANALYTICAL LABORATORY

39 Spruce Street * East Longmeadow, MA 01028 * FAX 413/525-6405 * TEL. 413/525-2332

IDENTIFICATION SUMMARY FOR SINGLE COMPONENT ANALYTES

SW-846 8082A

AA/AB12 (1-1.5)-1

Lab Sample ID: 20J0524-10

Date(s) Analyzed: 10/21/2020 10/21/2020

Instrument ID (1): ECD4

Instrument ID (2): ECD4

GC Column (1): ID: (mm)

GC Column (2): ID: (mm)

ANALYTE	COL	RT	RT WINDOW		CONCENTRATION	%RPD
			FROM	TO		
Aroclor-1248	1	0.000	-0.030	0.030	4.7	
	2	0.000	-0.030	0.030	5.3	9.9

con-test® ANALYTICAL LABORATORY

39 Spruce Street * East Longmeadow, MA 01028 * FAX 413/525-6405 * TEL. 413/525-2332

IDENTIFICATION SUMMARY FOR SINGLE COMPONENT ANALYTES

SW-846 8082A

AA/AB12 (3-4)-1

Lab Sample ID: 20J0524-11

Date(s) Analyzed: 10/21/2020 10/21/2020

Instrument ID (1): ECD4

Instrument ID (2): ECD4

GC Column (1): ID: (mm)

GC Column (2): ID: (mm)

ANALYTE	COL	RT	RT WINDOW		CONCENTRATION	%RPD
			FROM	TO		
Aroclor-1248	1	0.000	-0.030	0.030	87	
	2	0.000	-0.030	0.030	95	8.8

con-test® ANALYTICAL LABORATORY

39 Spruce Street * East Longmeadow, MA 01028 * FAX 413/525-6405 * TEL. 413/525-2332

IDENTIFICATION SUMMARY FOR SINGLE COMPONENT ANALYTES

SW-846 8082A

AA/AB12 (4-5)-1

Lab Sample ID: 20J0524-12

Date(s) Analyzed: 10/21/2020 10/21/2020

Instrument ID (1): ECD4

Instrument ID (2): ECD4

GC Column (1): ID: (mm)

GC Column (2): ID: (mm)

ANALYTE	COL	RT	RT WINDOW		CONCENTRATION	%RPD
			FROM	TO		
Aroclor-1248	1	0.000	-0.030	0.030	32	
	2	0.000	-0.030	0.030	36	8.7

con-test® ANALYTICAL LABORATORY

39 Spruce Street * East Longmeadow, MA 01028 * FAX 413/525-6405 * TEL. 413/525-2332

IDENTIFICATION SUMMARY FOR SINGLE COMPONENT ANALYTES

SW-846 8082A

Z/AA13 (1-1.5)-1

Lab Sample ID: 20J0524-13

Date(s) Analyzed: 10/21/2020 10/21/2020

Instrument ID (1): ECD4

Instrument ID (2): ECD4

GC Column (1): ID: (mm)

GC Column (2): ID: (mm)

ANALYTE	COL	RT	RT WINDOW		CONCENTRATION	%RPD
			FROM	TO		
Aroclor-1248	1	0.000	-0.030	0.030	0.30	
	2	0.000	-0.030	0.030	0.36	18.2

con-test® ANALYTICAL LABORATORY

39 Spruce Street * East Longmeadow, MA 01028 * FAX 413/525-6405 * TEL. 413/525-2332

IDENTIFICATION SUMMARY FOR SINGLE COMPONENT ANALYTES

SW-846 8082A

Z/AA13 (3-4)-1

Lab Sample ID: 20J0524-14

Date(s) Analyzed: 10/21/2020 10/21/2020

Instrument ID (1): ECD4

Instrument ID (2): ECD4

GC Column (1): ID: (mm)

GC Column (2): ID: (mm)

ANALYTE	COL	RT	RT WINDOW		CONCENTRATION	%RPD
			FROM	TO		
Aroclor-1248	1	0.000	-0.030	0.030	0.095	
	2	0.000	-0.030	0.030	0.12	23.3

con-test® ANALYTICAL LABORATORY

39 Spruce Street * East Longmeadow, MA 01028 * FAX 413/525-6405 * TEL. 413/525-2332

IDENTIFICATION SUMMARY FOR SINGLE COMPONENT ANALYTES

SW-846 8082A

Z/AA13 (4-5)-1

Lab Sample ID: 20J0524-15

Date(s) Analyzed: 10/21/2020 10/21/2020

Instrument ID (1): ECD4

Instrument ID (2): ECD4

GC Column (1): ID: (mm)

GC Column (2): ID: (mm)

ANALYTE	COL	RT	RT WINDOW		CONCENTRATION	%RPD
			FROM	TO		
Aroclor-1248	1	0.000	-0.030	0.030	1.1	
	2	0.000	-0.030	0.030	1.3	16.7
Aroclor-1260	1	0.000	-0.030	0.030	0.13	
	2	0.000	-0.030	0.030	0.14	7.4

con-test® ANALYTICAL LABORATORY

39 Spruce Street * East Longmeadow, MA 01028 * FAX 413/525-6405 * TEL. 413/525-2332

IDENTIFICATION SUMMARY FOR SINGLE COMPONENT ANALYTES

SW-846 8082A

LCS

Lab Sample ID: B268908-BS1

Date(s) Analyzed: 10/20/2020 10/20/2020

Instrument ID (1): ECD4

Instrument ID (2): ECD4

GC Column (1): ID: (mm)

GC Column (2): ID: (mm)

ANALYTE	COL	RT	RT WINDOW		CONCENTRATION	%RPD
			FROM	TO		
Aroclor-1016	1	0.000	-0.030	0.030	0.17	
	2	0.000	-0.030	0.030	0.18	5.7
Aroclor-1260	1	0.000	-0.030	0.030	0.18	
	2	0.000	-0.030	0.030	0.18	0.0

con-test® ANALYTICAL LABORATORY

39 Spruce Street * East Longmeadow, MA 01028 * FAX 413/525-6405 * TEL. 413/525-2332

IDENTIFICATION SUMMARY FOR SINGLE COMPONENT ANALYTES

SW-846 8082A

LCS Dup

Lab Sample ID: B268908-BSD1 Date(s) Analyzed: 10/20/2020 10/20/2020

Instrument ID (1): ECD4 Instrument ID (2): ECD4

GC Column (1): ID: (mm) GC Column (2): ID: (mm)

ANALYTE	COL	RT	RT WINDOW		CONCENTRATION	%RPD
			FROM	TO		
Aroclor-1016	1	0.000	-0.030	0.030	0.17	
	2	0.000	-0.030	0.030	0.19	11.1
Aroclor-1260	1	0.000	-0.030	0.030	0.18	
	2	0.000	-0.030	0.030	0.17	5.7

con-test® ANALYTICAL LABORATORY

39 Spruce Street * East Longmeadow, MA 01028 * FAX 413/525-6405 * TEL. 413/525-2332

IDENTIFICATION SUMMARY FOR SINGLE COMPONENT ANALYTES

SW-846 8082A

Matrix Spike

Lab Sample ID: B268908-MS1

Date(s) Analyzed: 10/20/2020 10/20/2020

Instrument ID (1): ECD4

Instrument ID (2): ECD4

GC Column (1): ID: (mm)

GC Column (2): ID: (mm)

ANALYTE	COL	RT	RT WINDOW		CONCENTRATION	%RPD
			FROM	TO		
Aroclor-1016	1	0.000	-0.030	0.030	0.82	
	2	0.000	-0.030	0.030	0.83	1.2
Aroclor-1260	1	0.000	-0.030	0.030	0.22	
	2	0.000	-0.030	0.030	0.22	0.0

con-test® ANALYTICAL LABORATORY

39 Spruce Street * East Longmeadow, MA 01028 * FAX 413/525-6405 * TEL. 413/525-2332

IDENTIFICATION SUMMARY FOR SINGLE COMPONENT ANALYTES

SW-846 8082A

Matrix Spike Dup

Lab Sample ID: B268908-MSD1

Date(s) Analyzed: 10/20/2020 10/20/2020

Instrument ID (1): ECD4

Instrument ID (2): ECD4

GC Column (1): ID: (mm)

GC Column (2): ID: (mm)

ANALYTE	COL	RT	RT WINDOW		CONCENTRATION	%RPD
			FROM	TO		
Aroclor-1016	1	0.000	-0.030	0.030	0.76	
	2	0.000	-0.030	0.030	0.86	12.3
Aroclor-1260	1	0.000	-0.030	0.030	0.23	
	2	0.000	-0.030	0.030	0.24	4.3

39 Spruce Street * East Longmeadow, MA 01028 * FAX 413/525-6405 * TEL. 413/525-2332

FLAG/QUALIFIER SUMMARY

*	QC result is outside of established limits.
†	Wide recovery limits established for difficult compound.
‡	Wide RPD limits established for difficult compound.
#	Data exceeded client recommended or regulatory level
ND	Not Detected
RL	Reporting Limit is at the level of quantitation (LOQ)
DL	Detection Limit is the lower limit of detection determined by the MDL study
MCL	Maximum Contaminant Level
	Percent recoveries and relative percent differences (RPDs) are determined by the software using values in the calculation which have not been rounded.
	No results have been blank subtracted unless specified in the case narrative section.
MS-25	Matrix spike recovery bias high due to PCB aroclors present in the source sample.
S-01	The surrogate recovery for this sample is not available due to sample dilution below the surrogate reporting limit required from high analyte concentration and/or matrix interferences.

39 Spruce Street * East Longmeadow, MA 01028 * FAX 413/525-6405 * TEL. 413/525-2332

CERTIFICATIONS

Certified Analyses included in this Report

Analyte	Certifications
SW-846 8082A in Soil	
Aroclor-1016	CT,NH,NY,ME,NC,VA,PA
Aroclor-1016 [2C]	CT,NH,NY,ME,NC,VA,PA
Aroclor-1221	CT,NH,NY,ME,NC,VA,PA
Aroclor-1221 [2C]	CT,NH,NY,ME,NC,VA,PA
Aroclor-1232	CT,NH,NY,ME,NC,VA,PA
Aroclor-1232 [2C]	CT,NH,NY,ME,NC,VA,PA
Aroclor-1242	CT,NH,NY,ME,NC,VA,PA
Aroclor-1242 [2C]	CT,NH,NY,ME,NC,VA,PA
Aroclor-1248	CT,NH,NY,ME,NC,VA,PA
Aroclor-1248 [2C]	CT,NH,NY,ME,NC,VA,PA
Aroclor-1254	CT,NH,NY,ME,NC,VA,PA
Aroclor-1254 [2C]	CT,NH,NY,ME,NC,VA,PA
Aroclor-1260	CT,NH,NY,ME,NC,VA,PA
Aroclor-1260 [2C]	CT,NH,NY,ME,NC,VA,PA
Aroclor-1262	NY,NC,VA,PA
Aroclor-1262 [2C]	NY,NC,VA,PA
Aroclor-1268	NY,NC,VA,PA
Aroclor-1268 [2C]	NY,NC,VA,PA

The CON-TEST Environmental Laboratory operates under the following certifications and accreditations:

Code	Description	Number	Expires
AIHA	AIHA-LAP, LLC - ISO17025:2017	100033	03/1/2022
MA	Massachusetts DEP	M-MA100	06/30/2021
CT	Connecticut Department of Publilc Health	PH-0567	09/30/2021
NY	New York State Department of Health	10899 NELAP	04/1/2021
NH-S	New Hampshire Environmental Lab	2516 NELAP	02/5/2021
RI	Rhode Island Department of Health	LAO00112	12/30/2020
NC	North Carolina Div. of Water Quality	652	12/31/2020
NJ	New Jersey DEP	MA007 NELAP	06/30/2021
FL	Florida Department of Health	E871027 NELAP	06/30/2021
VT	Vermont Department of Health Lead Laboratory	LL015036	07/30/2021
ME	State of Maine	2011028	06/9/2021
VA	Commonwealth of Virginia	460217	12/14/2020
NH-P	New Hampshire Environmental Lab	2557 NELAP	09/6/2021
VT-DW	Vermont Department of Health Drinking Water	VT-255716	06/12/2021
NC-DW	North Carolina Department of Health	25703	07/31/2021
PA	Commonwealth of Pennsylvania DEP	68-05812	06/30/2021
MI	Dept. of Env, Great Lakes, and Energy	9100	09/6/2021

20J0524

http://www.contestlabs.com

Doc # 381 Rev 2_06262019

con-test ANALYTICAL LABORATORY

Phone: 413-525-2332
Fax: 413-525-6405
Email: info@contestlabs.com

CHAIN OF CUSTODY RECORD

39 Spruce Street
East Longmeadow, MA 01028

Page 1 of 2

Company Name: AECOM
Address: 500 Enterprise Drive, Ste 1A, Rocky Hill, CT
Phone:
Project Name: GHS
Project Location: Greenwich High School, CT
Project Number: 60432356
Project Manager:
Con-Test Quote Name/Number: Q-20191217
Invoice Recipient: Dan Segemet, Elizabeth Doerfler
Sampled By: M. Meadows

Requested Turnaround Time				Dissolved Metals Samples	
7-Day	X	10-Day		○	Field Filtered
PFAS 10-Day (std)		Due Date:		○	Lab to Filter
Rush Approval Required				**Orthophosphate Samples**	
1-Day		3-Day		○	Field Filtered
2-Day		4-Day		○	Lab to Filter

Data Delivery
Format: PDF X EXCEL X
Other: equis
CLP Like Data Pkg Required:
Email To: elizabeth.doerfler@aecom.com, dan.segemet@aecom.com
Fax To #:

ANALYSIS REQUESTED

Con-Test Work Order#	Client Sample ID / Description	Beginning Date/Time	Ending Date/Time	COMP/GRAB	[1]Matrix Code	Conc Code	VIALS	GLASS	PLASTIC	BACTERIA	ENCORE	PCBs
1	North-B1 (5-7)-1	10/9/20	0730	Grab	S			1				X
	North-B1 (5-7)-1 MS/MSD		0730	Grab	S			2				X
2	AC9.5 (1-1.5)-1		0935	Grab	S			1				X
3	AC12 (1-1.5)-1		0920	Grab	S			1				X
4	AD14 (1-1.5)-1		0845	Grab	S			1				X
5	AD14 (1-1.5) 2		0850	Grab	S			1				X
6	AD13 (1-1.5)-1		0905	Grab	S			1				X
7	AA11 (1-1.5)-1		1010	Grab	S			1				X
8	AA11 (3-4)-1		1005	Grab	S			1				X
9	AA11 (4-5)-1		1000	Grab	S			1				X

[2] Preservation Code

Cooler Use Only
Total Number Of:
VIALS
GLASS 11
PLASTIC
BACTERIA
ENCORE

Glassware in the fridge? Y / N
Glassware in freezer? Y / N
Prepackaged Cooler? Y / N
*Contest is not responsible for missing samples from prepacked coolers

[1] Matrix Codes:
GW = Ground Water
WW = Waste Water
DW = Drinking Water
A = Air
S = Soil
SL = Sludge
SOL = Solid
O = Other (please define)

[2] Preservation Codes:
I = Iced
H = HCL
M = Methanol
N = Nitric Acid
S = Sulfuric Acid
B = Sodium Bisulfate
X = Sodium Hydroxide
T = Sodium Thiosulfate
O = Other (please define)

Relinquished by: (signature)	Date/Time:
[signature]	10/9/20 1320
Received by: (signature)	Date/Time:
[signature]	10/9/20 1:20
Relinquished by: (signature)	Date/Time:
[signature]	10/9/20 4:40
Received by: (signature)	Date/Time:
[signature] 5.3	10/9/20 1640
Relinquished by: (signature)	Date/Time:
Received by: (signature)	Date/Time:
Relinquished by: (signature)	Date/Time:
Received by: (signature)	Date/Time:

Client Comments:

Detection Limit Requirements
MA
CT R DEC
GA PMC
Other

Special Requirements
MA MCP Required
MCP Certification Form Required
X CT RCP Required
RCP Certification Form Required
MA State DW Required
PWSID #

Please use the following codes to indicate possible sample concentration within the Conc Code column above:
H - High; M - Medium; L - Low; C - Clean; U - Unknown

NELAC and AIHA-LAP, LLC Accredited

Project Entity
Government ☐ Municipality ☐ MWRA ☐ WRTA ☐
Federal ☐ 21 J ☐ School X
City ☐ Brownfield ☐ MBTA ☐

Other
☐ Chromatogram
☐ AIHA-LAP,LLC

PCB ONLY
X Soxhlet
☐ Non Soxhlet

Lab Comments:

Disclaimer: Con-Test Labs is not responsible for any omitted information on the Chain of Custody. The Chain of Custody is a legal document that must be complete and accurate and is used to determine what analyses the laboratory will perform. Any missing information is not the laboratory's responsibility. Con-Test values your partnership on each project and will try to assist with missing information, but will not be held accountable.

20J0524

con-test ANALYTICAL LABORATORY

Phone: 413-525-2332
Fax: 413-525-6405
Email: info@contestlabs.com

http://www.contestlabs.com

CHAIN OF CUSTODY RECORD

39 Spruce Street
East Longmeadow, MA 01028

Doc # 381 Rev 2_06262019

Company Name: AECOM
Address: 500 Enterprise Dr Ste 1A, Rocky Hill, CT
Phone:
Project Name: GHS
Project Location: Greenwich High School, CT
Project Number: 60482356
Project Manager:
Con-Test Quote Name/Number: Q-20191217
Invoice Recipient: D. Seremet, E. Doefler
Sampled By: M. Meadows

Requested Turnaround Time
7-Day [X] 10-Day [ ]
PFAS 10-Day (std) [ ] Due Date:

Rush Approval Required
1-Day [ ] 3-Day [ ]
2-Day [ ] 4-Day [ ]

Dissolved Metals Samples
○ Field Filtered
○ Lab to Filter

Orthophosphate Samples
○ Field Filtered
○ Lab to Filter

Data Delivery
Format: PDF [X] EXCEL [X]
Other: EQuIS
CLP Like Data Pkg Required: [ ]
Email To: elizabeth.doefler@aecom.com, dan.seremet@aecom.com
Fax To #:

ANALYSIS REQUESTED

Con-Test Work Order#	Client Sample ID / Description	Beginning Date/Time	Ending Date/Time	COMP/GRAB	[1]Matrix Code	Conc Code	VIALS	GLASS	PLASTIC	BACTERIA	ENCORE	PCBs
10	AA/AB12 (1-1.5)-1	10/9/20	1040	Grab				1				X
11	AA/AB12 (3-4)-1		1045	Grab				1				X
12	AA/AB12 (4-5)-1		1050	Grab				1				X
13	Z/AA13 (1-1.5)-1		1110	Grab				1				X
14	Z/AA13 (3-4)-1		1125	Grab				1				X
15	Z/AA13 (4-5)-1		1130	Grab				1				X

[2] Preservation Code

Courier Use Only
Total Number Of:
VIALS
GLASS 6
PLASTIC
BACTERIA
ENCORE

Glassware in the fridge? Y / N
Glassware in freezer? Y / N
Prepackaged Cooler? Y / N
*Contest is not responsible for missing samples from prepacked coolers

[1] Matrix Codes:
GW = Ground Water
WW = Waste Water
DW = Drinking Water
A = Air
S = Soil
SL = Sludge
SOL = Solid
O = Other (please define)

[2] Preservation Codes:
I = Iced
H = HCL
M = Methanol
N = Nitric Acid
S = Sulfuric Acid
B = Sodium Bisulfate
X = Sodium Hydroxide
T = Sodium Thiosulfate
O = Other (please define)

Relinquished by: (signature)	Date/Time:
[signature]	10/9/20 1320
Received by: (signature)	Date/Time:
[signature]	10/9/20 1320
Relinquished by: (signature)	Date/Time:
[signature]	10/9/20 1440
Received by: (signature)	Date/Time:
Smith VIII 5.3	10/9/20 1640
Relinquished by: (signature)	Date/Time:
Received by: (signature)	Date/Time:
Relinquished by: (signature)	Date/Time:
Received by: (signature)	Date/Time:

Client Comments:

Detection Limit Requirements
MA
CT R DEC
GA PMC
Other:

Special Requirements
[ ] MA MCP Required
MCP Certification Form Required
[X] CT RCP Required
RCP Certification Form Required
[ ] MA State DW Required
PWSID #

Please use the following codes to indicate possible sample concentration within the Conc Code column above:
H - High; M - Medium; L - Low; C - Clean; U - Unknown

NELAC and AIHA-LAP, LLC Accredited

Project Entity
Government [ ] Municipality [ ] MWRA [ ] WRTA [ ]
Federal [ ] 21 J [ ] School [X]
City [ ] Brownfield [ ] MBTA [ ]

Other
[ ] Chromatogram
[ ] AIHA-LAP,LLC

PCB ONLY
[X] Soxhlet
[ ] Non Soxhlet

Lab Comments:

Disclaimer: Con-Test Labs is not responsible for any omitted information on the Chain of Custody. The Chain of Custody is a legal document that must be complete and accurate and is used to determine what analyses the laboratory will perform. Any missing information is not the laboratory's responsibility. Con-Test values your partnership on each project and will try to assist with missing information, but will not be held accountable.

I Have Not Confirmed Sample Container Numbers With Lab Staff Before Relinquishing Over Samples_____

con-test® ANALYTICAL LABORATORY

Doc# 277 Rev 5 2017

Login Sample Receipt Checklist - (Rejection Criteria Listing - Using Acceptance Policy) Any False Statement will be brought to the attention of the Client - State True or False

Client AECOM

Received By CM Date 10/9/20 Time 1640

How were the samples received? In Cooler T No Cooler ____ On Ice T No Ice ____ Direct from Sampling ____ Ambient ____ Melted Ice ____

Were samples within Temperature? 2-6°C T By Gun # 4 Actual Temp - 5.3 By Blank # ____ Actual Temp - ____

Was Custody Seal Intact? NA Were Samples Tampered with? NA

Was COC Relinquished ? T Does Chain Agree With Samples? T

Are there broken/leaking/loose caps on any samples? F

Is COC in ink/ Legible? T Were samples received within holding time? T

Did COC include all pertinent Information? Client T Analysis T Sampler Name T Project T ID's T Collection Dates/Times T

Are Sample labels filled out and legible? T

Are there Lab to Filters? F Who was notified? ____

Are there Rushes? F Who was notified? ____

Are there Short Holds? F Who was notified? ____

Is there enough Volume? T

Is there Headspace where applicable? NA MS/MSD? T

Proper Media/Containers Used? T Is splitting samples required? F

Were trip blanks received? F On COC? F

Do all samples have the proper pH? NA Acid ____ Base ____

Vials	#	Containers:	#		#		#
Unp-		1 Liter Amb.		1 Liter Plastic		16 oz Amb.	
HCL-		500 mL Amb.		500 mL Plastic		8oz Amb/Clear	17
Meoh-		250 mL Amb.		250 mL Plastic		4oz Amb/Clear	
Bisulfate-		Flashpoint		Col./Bacteria		2oz Amb/Clear	
DI-		Other Glass		Other Plastic		Encore	
Thiosulfate-		SOC Kit		Plastic Bag		Frozen:	
Sulfuric-		Perchlorate		Ziplock			

Unused Media

Vials	#	Containers:	#		#		#
Unp-		1 Liter Amb.		1 Liter Plastic		16 oz Amb.	
HCL-		500 mL Amb.		500 mL Plastic		8oz Amb/Clear	
Meoh-		250 mL Amb.		250 mL Plastic		4oz Amb/Clear	
Bisulfate-		Col./Bacteria		Flashpoint		2oz Amb/Clear	
DI-		Other Plastic		Other Glass		Encore	
Thiosulfate-		SOC Kit		Plastic Bag		Frozen:	
Sulfuric-		Perchlorate		Ziplock			

Comments:

REASONABLE CONFIDENCE PROTOCOL
LABORATORY ANALYSIS QA/QC CERTIFICATION FORM

Laboratory Name: Con-Test Analytical Laboratory

Client: AECOM Environment - Rocky Hill, CT

Project Location: Greenwich High School, CT

Project Number: 20J0524

Laboratory Sample ID(s):

20J0524-01 thru 20J0524-15

Sample Date(s):

10/09/2020

List RCP Methods Used:

SW-846 8082A

1	For each analytical method referenced in this laboratory report package, were all specified QA/QC performance criteria followed, including the requirement to explain any criteria falling outside of acceptable guidelines, as specified in the CTDEP method-specific Reasonable Confidence Protocol documents?	☑ Yes ☐ No
1A	Were the method specified preservation and holding time requirements met?	☑ Yes ☐ No
1B	VPH and EPH Methods only: Was the VPH and EPH method conducted without significant modifications (see Section 11.3 of respective RCP methods)?	☐ Yes ☐ No ☑ N/A
2	Were all samples received by the laboratory in a condition consistent with that described on the associated chain-of-custody document(s)?	☑ Yes ☐ No
3	Were samples received at an appropriate temperature (< 6 degrees C.)?	☑ Yes ☐ No ☐ N/A
4	Were all QA/QC performance criteria specified in the CTDEP Reasonable Confidence Protocol documents achieved?	☐ Yes ☑ No
5A	Were reporting limits specified or referenced on the chain-of-custody?	☐ Yes ☑ No
5B	Were these reporting limits met?	☐ Yes ☐ No
6	For each analytical method referenced in this laboratory report package, were results reported for all constituents identified in the method-specific analyte lists presented in the Reasonable Confidence Protocol documents?	☑ Yes ☐ No
7	Are project-specific matrix spikes and laboratory duplicates included in this data set?	☑ Yes ☐ No

Notes: For all questions to which the response was "No" (with the exception of question #7), additional information must be provided in an attached narrative. If the answer to question #1, #1A, or #1B is "No", the data package does not meet the requirements for "Reasonable Confidence."
This form may not be altered and all questions must be answered.

Lisa A. Worthington

I, the undersigned, attest under the pains and penalties of perjury that, to the best of my knowledge and belief and based upon my personal inquiry of those responsible for providing the information contained in this analytical report, such information is accurate and complete.

Authorized Signature: Lisa Worthington **Position:** **Technical Representative**

Printed Name: **Lisa A. Worthington** **Date:** **10/21/20**

Name of Laboratory: **Con-Test Analytical Laboratory**

This certification form is to be used for RCP methods only.

con-test® ANALYTICAL LABORATORY
39 Spruce Street * East Longmeadow, MA 01028 * FAX 413/525-6405 * TEL. 413/525-2332

October 22, 2020

Dan Seremet
AECOM Environment - Rocky Hill, CT
500 Enterprise Drive, Suite 1A
Rocky Hill, CT 06067

Project Location: Greenwich, CT
Client Job Number:
Project Number: 60432356
Laboratory Work Order Number: 20J0613

Enclosed are results of analyses for samples received by the laboratory on October 13, 2020. If you have any questions concerning this report, please feel free to contact me.

Sincerely,

Kaitlyn A. Feliciano
Project Manager

Table of Contents

Sample Summary 3

Case Narrative 4

Sample Results 5

20J0613-01 5

Sample Preparation Information 7

QC Data 8

SPLP - Polychlorinated Biphenyls By GC/ECD 8

B269167 8

Dual Column RPD Report 10

Flag/Qualifier Summary 14

Certifications 15

Chain of Custody/Sample Receipt 16

con-test® ANALYTICAL LABORATORY

39 Spruce Street * East Longmeadow, MA 01028 * FAX 413/525-6405 * TEL. 413/525-2332

AECOM Environment - Rocky Hill, CT
500 Enterprise Drive, Suite 1A
Rocky Hill, CT 06067
ATTN: Dan Seremet

REPORT DATE: 10/22/2020

PURCHASE ORDER NUMBER: 99513ACM

PROJECT NUMBER: 60432356

ANALYTICAL SUMMARY

WORK ORDER NUMBER: 20J0613

The results of analyses performed on the following samples submitted to the CON-TEST Analytical Laboratory are found in this report.

PROJECT LOCATION: Greenwich, CT

FIELD SAMPLE #	LAB ID:	MATRIX	SAMPLE DESCRIPTION	TEST	SUB LAB
AJ20.5 (5-7)-1	20J0613-01	Soil		SM 2540G	
				SW-846 8082A	

39 Spruce Street * East Longmeadow, MA 01028 * FAX 413/525-6405 * TEL. 413/525-2332

CASE NARRATIVE SUMMARY

All reported results are within defined laboratory quality control objectives unless listed below or otherwise qualified in this report.

SW-846 8082A

Qualifications:

MS-21

Matrix spike and/or spike duplicate recovery bias high due to contribution of other Aroclors present in the source sample.

Analyte & Samples(s) Qualified:

Aroclor-1016
B269167-MS1

Aroclor-1016 [2C]
B269167-MS1

The results of analyses reported only relate to samples submitted to the Con-Test Analytical Laboratory for testing.
I certify that the analyses listed above, unless specifically listed as subcontracted, if any, were performed under my direction according to the approved methodologies listed in this document, and that based upon my inquiry of those individuals immediately responsible for obtaining the information, the material contained in this report is, to the best of my knowledge and belief, accurate and complete.

Tod E. Kopyscinski
Laboratory Director

con-test® ANALYTICAL LABORATORY

39 Spruce Street * East Longmeadow, MA 01028 * FAX 413/525-6405 * TEL. 413/525-2332

Project Location: Greenwich, CT
Sample Description:
Work Order: 20J0613

Date Received: 10/13/2020

Field Sample #: AJ20.5 (5-7)-1
Sampled: 9/18/2020 12:30

Sample ID: 20J0613-01

Sample Matrix: Soil

Conventional Chemistry Parameters by EPA/APHA/SW-846 Methods (Total)

Analyte	Results	RL	Units	Dilution	Flag/Qual	Method	Date Prepared	Date/Time Analyzed	Analyst
% Solids	76.3		% Wt	1		SM 2540G	10/15/20	10/15/20 22:31	AVF

con-test® ANALYTICAL LABORATORY
39 Spruce Street * East Longmeadow, MA 01028 * FAX 413/525-6405 * TEL. 413/525-2332

Project Location: Greenwich, CT
Sample Description:
Work Order: 20J0613
Date Received: 10/13/2020
Field Sample #: AJ20.5 (5-7)-1
Sampled: 9/18/2020 12:30
Sample ID: 20J0613-01
Sample Matrix: Soil

SPLP - Polychlorinated Biphenyls By GC/ECD

Analyte	Results	RL	Units	Dilution	Flag/Qual	Method	Date Prepared	Date/Time Analyzed	Analyst
Aroclor-1016 [1]	ND	2.0	µg/L	10		SW-846 8082A	10/21/20	10/22/20 15:12	AYH
Aroclor-1221 [1]	ND	2.0	µg/L	10		SW-846 8082A	10/21/20	10/22/20 15:12	AYH
Aroclor-1232 [1]	ND	2.0	µg/L	10		SW-846 8082A	10/21/20	10/22/20 15:12	AYH
Aroclor-1242 [1]	11	2.0	µg/L	10		SW-846 8082A	10/21/20	10/22/20 15:12	AYH
Aroclor-1248 [1]	ND	2.0	µg/L	10		SW-846 8082A	10/21/20	10/22/20 15:12	AYH
Aroclor-1254 [1]	ND	2.0	µg/L	10		SW-846 8082A	10/21/20	10/22/20 15:12	AYH
Aroclor-1260 [1]	ND	2.0	µg/L	10		SW-846 8082A	10/21/20	10/22/20 15:12	AYH
Aroclor-1262 [1]	ND	2.0	µg/L	10		SW-846 8082A	10/21/20	10/22/20 15:12	AYH
Aroclor-1268 [1]	ND	2.0	µg/L	10		SW-846 8082A	10/21/20	10/22/20 15:12	AYH

Surrogates	% Recovery	Recovery Limits	Flag/Qual	
Decachlorobiphenyl [1]	81.8	30-150		10/22/20 15:12
Decachlorobiphenyl [2]	83.1	30-150		10/22/20 15:12
Tetrachloro-m-xylene [1]	60.2	30-150		10/22/20 15:12
Tetrachloro-m-xylene [2]	63.8	30-150		10/22/20 15:12

con-test® ANALYTICAL LABORATORY

39 Spruce Street * East Longmeadow, MA 01028 * FAX 413/525-6405 * TEL. 413/525-2332

Sample Extraction Data

Prep Method: % Solids **Analytical Method: SM 2540G**

Lab Number [Field ID]	Batch	Date
20J0613-01 [AJ20.5 (5-7)-1]	B268814	10/15/20

Prep Method: SW-846 3510C **Analytical Method: SW-846 8082A** **Leachates were extracted on 10/15/2020 per SW-846 1312 in Batch B268738**

Lab Number [Field ID]	Batch	Initial [mL]	Final [mL]	Date
20J0613-01 [AJ20.5 (5-7)-1]	B269167	490	5.00	10/21/20

con-test® ANALYTICAL LABORATORY

39 Spruce Street * East Longmeadow, MA 01028 * FAX 413/525-6405 * TEL. 413/525-2332

QUALITY CONTROL

SPLP - Polychlorinated Biphenyls By GC/ECD - Quality Control

Analyte	Result	Reporting Limit	Units	Spike Level	Source Result	%REC	%REC Limits	RPD	RPD Limit	Notes
Batch B269167 - SW-846 3510C										
Blank (B269167-BLK1)				Prepared: 10/21/20 Analyzed: 10/22/20						
Aroclor-1016	ND	0.20	µg/L							
Aroclor-1016 [2C]	ND	0.20	µg/L							
Aroclor-1221	ND	0.20	µg/L							
Aroclor-1221 [2C]	ND	0.20	µg/L							
Aroclor-1232	ND	0.20	µg/L							
Aroclor-1232 [2C]	ND	0.20	µg/L							
Aroclor-1242	ND	0.20	µg/L							
Aroclor-1242 [2C]	ND	0.20	µg/L							
Aroclor-1248	ND	0.20	µg/L							
Aroclor-1248 [2C]	ND	0.20	µg/L							
Aroclor-1254	ND	0.20	µg/L							
Aroclor-1254 [2C]	ND	0.20	µg/L							
Aroclor-1260	ND	0.20	µg/L							
Aroclor-1260 [2C]	ND	0.20	µg/L							
Aroclor-1262	ND	0.20	µg/L							
Aroclor-1262 [2C]	ND	0.20	µg/L							
Aroclor-1268	ND	0.20	µg/L							
Aroclor-1268 [2C]	ND	0.20	µg/L							
Surrogate: Decachlorobiphenyl	*1.79*		µg/L	2.04		87.9	30-150			
Surrogate: Decachlorobiphenyl [2C]	*1.82*		µg/L	2.04		89.4	30-150			
Surrogate: Tetrachloro-m-xylene	*1.44*		µg/L	2.04		70.6	30-150			
Surrogate: Tetrachloro-m-xylene [2C]	*1.52*		µg/L	2.04		74.3	30-150			
LCS (B269167-BS1)				Prepared: 10/21/20 Analyzed: 10/22/20						
Aroclor-1016	0.35	0.20	µg/L	0.500		70.7	40-140			
Aroclor-1016 [2C]	0.38	0.20	µg/L	0.500		76.3	40-140			
Aroclor-1260	0.36	0.20	µg/L	0.500		72.1	40-140			
Aroclor-1260 [2C]	0.36	0.20	µg/L	0.500		71.6	40-140			
Surrogate: Decachlorobiphenyl	*1.67*		µg/L	2.00		83.3	30-150			
Surrogate: Decachlorobiphenyl [2C]	*1.70*		µg/L	2.00		84.8	30-150			
Surrogate: Tetrachloro-m-xylene	*1.33*		µg/L	2.00		66.7	30-150			
Surrogate: Tetrachloro-m-xylene [2C]	*1.40*		µg/L	2.00		70.0	30-150			
LCS Dup (B269167-BSD1)				Prepared: 10/21/20 Analyzed: 10/22/20						
Aroclor-1016	0.38	0.20	µg/L	0.500		75.0	40-140	5.92	20	
Aroclor-1016 [2C]	0.43	0.20	µg/L	0.500		86.4	40-140	12.4	20	
Aroclor-1260	0.39	0.20	µg/L	0.500		78.9	40-140	8.98	20	
Aroclor-1260 [2C]	0.40	0.20	µg/L	0.500		79.1	40-140	10.0	20	
Surrogate: Decachlorobiphenyl	*1.79*		µg/L	2.00		89.5	30-150			
Surrogate: Decachlorobiphenyl [2C]	*1.82*		µg/L	2.00		90.9	30-150			
Surrogate: Tetrachloro-m-xylene	*1.49*		µg/L	2.00		74.6	30-150			
Surrogate: Tetrachloro-m-xylene [2C]	*1.57*		µg/L	2.00		78.3	30-150			

con-test® ANALYTICAL LABORATORY

39 Spruce Street * East Longmeadow, MA 01028 * FAX 413/525-6405 * TEL. 413/525-2332

QUALITY CONTROL

SPLP - Polychlorinated Biphenyls By GC/ECD - Quality Control

Analyte	Result	Reporting Limit	Units	Spike Level	Source Result	%REC		%REC Limits	RPD	RPD Limit	Notes
Batch B269167 - SW-846 3510C											
Matrix Spike (B269167-MS1)		**Source: 20J0613-01**		Prepared: 10/21/20 Analyzed: 10/22/20							
Aroclor-1016	9.0	0.21	µg/L	0.532	ND	**1690**	*	40-140			MS-21
Aroclor-1016 [2C]	9.6	0.21	µg/L	0.532	ND	**1810**	*	40-140			MS-21
Aroclor-1260	0.46	0.21	µg/L	0.532	ND	85.9		40-140			
Aroclor-1260 [2C]	0.46	0.21	µg/L	0.532	ND	86.6		40-140			
Surrogate: Decachlorobiphenyl	*1.86*		µg/L	2.13		87.5		30-150			
Surrogate: Decachlorobiphenyl [2C]	*1.89*		µg/L	2.13		88.9		30-150			
Surrogate: Tetrachloro-m-xylene	*1.48*		µg/L	2.13		69.5		30-150			
Surrogate: Tetrachloro-m-xylene [2C]	*1.55*		µg/L	2.13		73.0		30-150			

con-test® ANALYTICAL LABORATORY

39 Spruce Street * East Longmeadow, MA 01028 * FAX 413/525-6405 * TEL. 413/525-2332

IDENTIFICATION SUMMARY FOR SINGLE COMPONENT ANALYTES

SW-846 8082A

AJ20.5 (5-7)-1

Lab Sample ID: 20J0613-01

Date(s) Analyzed: 10/22/2020 10/22/2020

Instrument ID (1): ECD10

Instrument ID (2): ECD10

GC Column (1): ID: (mm)

GC Column (2): ID: (mm)

ANALYTE	COL	RT	RT WINDOW		CONCENTRATION	%RPD
			FROM	TO		
Aroclor-1242	1	0.000	0.000	0.000	11	
	2	0.000	0.000	0.000	10	9.5

con-test® ANALYTICAL LABORATORY

39 Spruce Street * East Longmeadow, MA 01028 * FAX 413/525-6405 * TEL. 413/525-2332

IDENTIFICATION SUMMARY FOR SINGLE COMPONENT ANALYTES

SW-846 8082A

LCS

Lab Sample ID: B269167-BS1

Date(s) Analyzed: 10/22/2020 10/22/2020

Instrument ID (1): ECD10

Instrument ID (2): ECD10

GC Column (1): ID: (mm)

GC Column (2): ID: (mm)

ANALYTE	COL	RT	RT WINDOW		CONCENTRATION	%RPD
			FROM	TO		
Aroclor-1016	1	0.000	0.000	0.000	0.35	
	2	0.000	0.000	0.000	0.38	8.2
Aroclor-1260	1	0.000	0.000	0.000	0.36	
	2	0.000	0.000	0.000	0.36	0.0

con-test® ANALYTICAL LABORATORY

39 Spruce Street * East Longmeadow, MA 01028 * FAX 413/525-6405 * TEL. 413/525-2332

IDENTIFICATION SUMMARY FOR SINGLE COMPONENT ANALYTES

SW-846 8082A

LCS Dup

Lab Sample ID: B269167-BSD1 Date(s) Analyzed: 10/22/2020 10/22/2020

Instrument ID (1): ECD10 Instrument ID (2): ECD10

GC Column (1): ID: (mm) GC Column (2): ID: (mm)

ANALYTE	COL	RT	RT WINDOW		CONCENTRATION	%RPD
			FROM	TO		
Aroclor-1016	1	0.000	0.000	0.000	0.38	
	2	0.000	0.000	0.000	0.43	12.3
Aroclor-1260	1	0.000	0.000	0.000	0.39	
	2	0.000	0.000	0.000	0.40	2.5

con-test® ANALYTICAL LABORATORY

39 Spruce Street * East Longmeadow, MA 01028 * FAX 413/525-6405 * TEL. 413/525-2332

IDENTIFICATION SUMMARY FOR SINGLE COMPONENT ANALYTES

SW-846 8082A

Matrix Spike

Lab Sample ID: B269167-MS1

Date(s) Analyzed: 10/22/2020 10/22/2020

Instrument ID (1): ECD10

Instrument ID (2): ECD10

GC Column (1): ID: (mm)

GC Column (2): ID: (mm)

ANALYTE	COL	RT	RT WINDOW		CONCENTRATION	%RPD
			FROM	TO		
Aroclor-1016	1	0.000	0.000	0.000	9.0	
	2	0.000	0.000	0.000	9.6	6.5
Aroclor-1260	1	0.000	0.000	0.000	0.46	
	2	0.000	0.000	0.000	0.46	0.0

con-test® ANALYTICAL LABORATORY

39 Spruce Street * East Longmeadow, MA 01028 * FAX 413/525-6405 * TEL. 413/525-2332

FLAG/QUALIFIER SUMMARY

*	QC result is outside of established limits.
†	Wide recovery limits established for difficult compound.
‡	Wide RPD limits established for difficult compound.
#	Data exceeded client recommended or regulatory level
ND	Not Detected
RL	Reporting Limit is at the level of quantitation (LOQ)
DL	Detection Limit is the lower limit of detection determined by the MDL study
MCL	Maximum Contaminant Level
	Percent recoveries and relative percent differences (RPDs) are determined by the software using values in the calculation which have not been rounded.
	No results have been blank subtracted unless specified in the case narrative section.
MS-21	Matrix spike and/or spike duplicate recovery bias high due to contribution of other Aroclors present in the source sample.

39 Spruce Street * East Longmeadow, MA 01028 * FAX 413/525-6405 * TEL. 413/525-2332

CERTIFICATIONS

Certified Analyses included in this Report

Analyte	Certifications

No certified Analyses included in this Report

The CON-TEST Environmental Laboratory operates under the following certifications and accreditations:

Code	Description	Number	Expires
AIHA	AIHA-LAP, LLC - ISO17025:2017	100033	03/1/2022
MA	Massachusetts DEP	M-MA100	06/30/2021
CT	Connecticut Department of Publilc Health	PH-0567	09/30/2021
NY	New York State Department of Health	10899 NELAP	04/1/2021
NH-S	New Hampshire Environmental Lab	2516 NELAP	02/5/2021
RI	Rhode Island Department of Health	LAO00112	12/30/2020
NC	North Carolina Div. of Water Quality	652	12/31/2020
NJ	New Jersey DEP	MA007 NELAP	06/30/2021
FL	Florida Department of Health	E871027 NELAP	06/30/2021
VT	Vermont Department of Health Lead Laboratory	LL015036	07/30/2021
ME	State of Maine	2011028	06/9/2021
VA	Commonwealth of Virginia	460217	12/14/2020
NH-P	New Hampshire Environmental Lab	2557 NELAP	09/6/2021
VT-DW	Vermont Department of Health Drinking Water	VT-255716	06/12/2021
NC-DW	North Carolina Department of Health	25703	07/31/2021
PA	Commonwealth of Pennsylvania DEP	68-05812	06/30/2021
MI	Dept. of Env, Great Lakes, and Energy	9100	09/6/2021

20I1052

20J0613

con-test ANALYTICAL LABORATORY

Phone: 413-525-2332
Fax: 413-525-6405
Email: info@contestlabs.com

http://www.contestlabs.com

CHAIN OF CUSTODY RECORD

39 Spruce Street
East Longmeadow, MA 01028

Doc # 381 Rev 2_06262019

Company Name:	AECOM
Address:	500 Enterprise Drive, 1A, Rocky Hill, CT 06067
Phone:	860-263-5781
Project Name:	Greenwich High School
Project Location:	Greenwich, CT
Project Number:	60432356
Project Manager:	Kaitlyn Feliciano
Con-Test Quote Name/Number:	Q-20191217
Invoice Recipient:	Dan Seremet, E. Doerfler
Sampled By:	C. Hayden

Requested Turnaround Time: 7-Day ☑ 10-Day ☐ PFAS 10-Day (std) ☐ Due Date:

Rush-Approval Required: 1-Day ☐ 3-Day ☐ 2-Day ☐ 4-Day ☐

Dissolved Metals Samples: ○ Field Filtered ○ Lab to Filter

Orthophosphate Samples: ○ Field Filtered ○ Lab to Filter

Data Delivery: Format: PDF ☑ EXCEL ☑ Other: EDD - EQuis CLP Like Data Pkg Required: ☐ Email To: elizabeth.doerfler@aecom.com, dan.seremet@aecom.com Fax To #:

PCB ONLY: SOXHLET ☑ NON SOXHLET ☐

ANALYSIS REQUESTED

Con-Test Work Order#	Client Sample ID / Description	Beginning Date/Time	Ending Date/Time	COMP/GRAB	[1]Matrix Code	Conc Code	VIALS	GLASS	PLASTIC	BACTERIA	ENCORE	PCBs 8082
	AG11(5-6)-1	9/18/20	1316	GRAB	S	U	3	2				X
1	AP13(1-1.5)-1		1114					1				X
2	AP13(2-4)-1		1110					1				X
3	AP13(2-4)-2		1112					1				X
4	AP13(4-5)-1		1108					1				X
	AP13(5-6)-1		1106					1				X
5	AQ15(1-1.5)-1		1215					1				X
6	AQ15(2-4)-1		1218					1				X
7	AQ15(4-5)-1		1220					1				X
	AQ15(5-6)-1		1225					1				X

[2] Preservation Code

Courier Use Only

Total Number Of:
VIALS 3
GLASS 11
PLASTIC
BACTERIA
ENCORE

Glassware in the fridge? Y / N

Glassware in freezer? Y / N

Prepackaged Cooler? Y / N

*Contest is not responsible for missing samples from prepacked coolers

[1] **Matrix Codes:**
GW = Ground Water
WW = Waste Water
DW = Drinking Water
A = Air
S = Soil
SL = Sludge
SOL = Solid
O = Other (please define)

[2] **Preservation Codes:**
I = Iced
H = HCL
M = Methanol
N = Nitric Acid
S = Sulfuric Acid
B = Sodium Bisulfate
X = Sodium Hydroxide
T = Sodium Thiosulfate
O = Other (please define)

Relinquished by: (signature)	Date/Time:
C Hayden	9/18/20 1500
Received by: (signature)	Date/Time:
[illegible]	9/18/20 1500
Relinquished by: (signature)	Date/Time:
[illegible]	9/18/20 8:00
Received by: (signature)	Date/Time:
[illegible] 435.9	9/18/20 2000
Relinquished by: (signature)	Date/Time:
Received by: (signature)	Date/Time:
Relinquished by: (signature)	Date/Time:
Received by: (signature)	Date/Time:

Client Comments: Add Samples: AG11(5-6)-1, AP13(5-6)-1, AQ15(5-6)-1

Detection Limit Requirements: MA; CT — CT RSR GA PMC, R DEC; Other:

Special Requirements: ☐ MA MCP Required; MCP Certification Form Required; ☑ CT RCP Required; RCP Certification Form Required; ☐ MA State DW Required; PWSID #

Please use the following codes to indicate possible sample concentration within the Conc Code column above: H - High; M - Medium; L - Low; C - Clean; U - Unknown

Project Entity: Government ☐ Municipality ☑ MWRA ☐ WRTA ☐ Federal ☐ 21 J ☐ School ☐ City ☐ Brownfield ☐ MBTA ☐

Other: ☐ Chromatogram ☐ AIHA-LAP,LLC

Lab Comments:

per client request activate sample -10 for 8082 splp
10/13/2020 KF

Disclaimer: Con-Test Labs is not responsible for any omitted information on the Chain of Custody. The Chain of Custody is a legal document that must be complete and accurate and is used to determine what analyses the laboratory will perform. Any missing information is not the laboratory's responsibility. Con Test values your partnership on each project and will try to assist with missing information, but will not be held accountable.

Table of Contents

Rebecca Faust

From: Kaitlyn Feliciano <Kaitlyn.Feliciano@contestlabs.com> on behalf of Kaitlyn Feliciano
Sent: Friday, September 18, 2020 4:29 PM
To: Rebecca Faust; Login Login
Subject: FW: Additional Chain for GHS

Please see below

From: Doerfler, Elizabeth <Elizabeth.Doerfler@aecom.com>
Sent: Friday, September 18, 2020 4:19 PM
To: Kaitlyn Feliciano <kaitlyn.feliciano@contestlabs.com>
Subject: Additional Chain for GHS

Good Afternoon,

For the samples submitted today, some samples were not included on the chain of custody.

8 9 10

Can you please add AJ20.5(0.5-1)-1, AJ20.5(2-4)-1, and AJ20.5(5-7)-1 all for PCB analysis to the chain?

Thank you,

Liz Doerfler
Engineer, Environment
M +1-860-382-6524
elizabeth.doerfler@aecom.com

AECOM
500 Enterprise Drive, Suite 1A
Rocky Hill, CT 06067, USA
T +1-860-263-5800
aecom.com

I Have Not Confirmed Sample Container Numbers With Lab Staff Before Relinquishing Over Samples_____

con-test® ANALYTICAL LABORATORY

Doc# 277 Rev 5 2017

Login Sample Receipt Checklist - (Rejection Criteria Listing - Using Acceptance Policy) Any False Statement will be brought to the attention of the Client - State True or False

Client AECOM

Received By an Date 9/18/20 Time 2000

How were the samples received? In Cooler T No Cooler ____ On Ice T No Ice ____
Direct from Sampling ____ Ambient ____ Melted Ice ____

Were samples within Temperature? 2-6°C T By Gun # 4 Actual Temp - 4.3, 5.9
By Blank # ____ Actual Temp - ____

Was Custody Seal Intact? ____ Were Samples Tampered with? NA
Was COC Relinquished ? T Does Chain Agree With Samples? T
Are there broken/leaking/loose caps on any samples? F
Is COC in ink/ Legible? T Were samples received within holding time? T
Did COC include all pertinent Information? Client T Analysis T Sampler Name T
Project T ID's T Collection Dates/Times T
Are Sample labels filled out and legible? T
Are there Lab to Filters? F Who was notified? ____
Are there Rushes? F Who was notified? ____
Are there Short Holds? F Who was notified? ____
Is there enough Volume? T
Is there Headspace where applicable? F MS/MSD? F
Proper Media/Containers Used? T Is splitting samples required? F
Were trip blanks received? F On COC? F
Do all samples have the proper pH? NA Acid ____ Base ____

Vials	#	Containers:	#		#		#
Unp-		1 Liter Amb.		1 Liter Plastic		16 oz Amb.	
HCL-		500 mL Amb.		500 mL Plastic		8oz Amb/Clear	10
Meoh-		250 mL Amb.		250 mL Plastic		4oz Amb/Clear	
Bisulfate-		Flashpoint		Col./Bacteria		2oz Amb/Clear	
DI-		Other Glass		Other Plastic		Encore	
Thiosulfate-		SOC Kit		Plastic Bag		Frozen:	
Sulfuric-		Perchlorate		Ziplock			

Unused Media

Vials	#	Containers:	#		#		#
Unp-		1 Liter Amb.		1 Liter Plastic		16 oz Amb.	
HCL-		500 mL Amb.		500 mL Plastic		8oz Amb/Clear	
Meoh-		250 mL Amb.		250 mL Plastic		4oz Amb/Clear	
Bisulfate-		Col./Bacteria		Flashpoint		2oz Amb/Clear	
DI-		Other Plastic		Other Glass		Encore	
Thiosulfate-		SOC Kit		Plastic Bag		Frozen:	
Sulfuric-		Perchlorate		Ziplock			

Comments:

REASONABLE CONFIDENCE PROTOCOL
LABORATORY ANALYSIS QA/QC CERTIFICATION FORM

Laboratory Name: Con-Test Analytical Laboratory

Client: AECOM Environment - Rocky Hill, CT

Project Location: Greenwich, CT

Project Number: 20J0613

Laboratory Sample ID(s):

20J0613-01

Sample Date(s):

09/18/2020

List RCP Methods Used:

SW-846 1312, SW-846 8082A

1	For each analytical method referenced in this laboratory report package, were all specified QA/QC performance criteria followed, including the requirement to explain any criteria falling outside of acceptable guidelines, as specified in the CTDEP method-specific Reasonable Confidence Protocol documents?	☑ Yes ☐ No
1A	Were the method specified preservation and holding time requirements met?	☑ Yes ☐ No
1B	VPH and EPH Methods only: Was the VPH and EPH method conducted without significant modifications (see Section 11.3 of respective RCP methods)?	☐ Yes ☐ No ☑ N/A
2	Were all samples received by the laboratory in a condition consistent with that described on the associated chain-of-custody document(s)?	☑ Yes ☐ No
3	Were samples received at an appropriate temperature (< 6 degrees C.)?	☑ Yes ☐ No ☐ N/A
4	Were all QA/QC performance criteria specified in the CTDEP Reasonable Confidence Protocol documents achieved?	☑ Yes ☐ No
5A	Were reporting limits specified or referenced on the chain-of-custody?	☑ Yes ☐ No
5B	Were these reporting limits met?	☑ Yes ☐ No
6	For each analytical method referenced in this laboratory report package, were results reported for all constituents identified in the method-specific analyte lists presented in the Reasonable Confidence Protocol documents?	☑ Yes ☐ No
7	Are project-specific matrix spikes and laboratory duplicates included in this data set?	☑ Yes ☐ No

Notes: For all questions to which the response was "No" (with the exception of question #7), additional information must be provided in an attached narrative. If the answer to question #1, #1A, or #1B is "No", the data package does not meet the requirements for "Reasonable Confidence."
This form may not be altered and all questions must be answered.

Tod E. Kopyscinski

I, the undersigned, attest under the pains and penalties of perjury that, to the best of my knowledge and belief and based upon my personal inquiry of those responsible for providing the information contained in this analytical report, such information is accurate and complete.

Authorized Signature: Tod Kopyscinski **Position:** **Laboratory Director**

Printed Name: **Tod E. Kopyscinski** **Date:** **10/22/20**

Name of Laboratory: **Con-Test Analytical Laboratory**

This certification form is to be used for RCP methods only.

con-test® ANALYTICAL LABORATORY
39 Spruce Street * East Longmeadow, MA 01028 * FAX 413/525-6405 * TEL. 413/525-2332

October 22, 2020

Dan Seremet
AECOM Environment - Rocky Hill, CT
500 Enterprise Drive, Suite 1A
Rocky Hill, CT 06067

Project Location: Greenwich, CT
Client Job Number:
Project Number: 60432356
Laboratory Work Order Number: 20J0701

Enclosed are results of analyses for samples received by the laboratory on October 14, 2020. If you have any questions concerning this report, please feel free to contact me.

Sincerely,

Kaitlyn A. Feliciano
Project Manager

Table of Contents

Sample Summary 3

Case Narrative 4

Sample Results 5

20J0701-01 5

20J0701-02 7

20J0701-03 9

Sample Preparation Information 11

QC Data 12

Polychlorinated Biphenyls with 3540 Soxhlet Extraction 12

B268874 12

Dual Column RPD Report 13

Flag/Qualifier Summary 17

Certifications 18

Chain of Custody/Sample Receipt 19

39 Spruce Street * East Longmeadow, MA 01028 * FAX 413/525-6405 * TEL. 413/525-2332

AECOM Environment - Rocky Hill, CT
500 Enterprise Drive, Suite 1A
Rocky Hill, CT 06067
ATTN: Dan Seremet

REPORT DATE: 10/22/2020

PURCHASE ORDER NUMBER: 99513ACM

PROJECT NUMBER: 60432356

ANALYTICAL SUMMARY

WORK ORDER NUMBER: 20J0701

The results of analyses performed on the following samples submitted to the CON-TEST Analytical Laboratory are found in this report.

PROJECT LOCATION: Greenwich, CT

FIELD SAMPLE #	LAB ID:	MATRIX	SAMPLE DESCRIPTION	TEST	SUB LAB
AN14.5 (5-6)-1	20J0701-01	Soil		SM 2540G	
				SW-846 8082A	
AO13 (5-6)-1	20J0701-02	Soil		SM 2540G	
				SW-846 8082A	
AG11 (5-6)-1	20J0701-03	Soil		SM 2540G	
				SW-846 8082A	

39 Spruce Street * East Longmeadow, MA 01028 * FAX 413/525-6405 * TEL. 413/525-2332

CASE NARRATIVE SUMMARY

All reported results are within defined laboratory quality control objectives unless listed below or otherwise qualified in this report.

SW-846 8082A

Qualifications:

H-06

Sample was extracted past the recommended holding time.

Analyte & Samples(s) Qualified:

20J0701-01[AN14.5 (5-6)-1], 20J0701-02[AO13 (5-6)-1], 20J0701-03[AG11 (5-6)-1]

O-04

Sample fingerprint does not match standard exactly. Sample was quantitated against the closest matching standard.

Analyte & Samples(s) Qualified:

Aroclor-1242
20J0701-01[AN14.5 (5-6)-1]

S-01

The surrogate recovery for this sample is not available due to sample dilution below the surrogate reporting limit required from high analyte concentration and/or matrix interferences.

Analyte & Samples(s) Qualified:

Decachlorobiphenyl
20J0701-03[AG11 (5-6)-1]

Decachlorobiphenyl [2C]
20J0701-03[AG11 (5-6)-1]

Tetrachloro-m-xylene
20J0701-03[AG11 (5-6)-1]

Tetrachloro-m-xylene [2C]
20J0701-03[AG11 (5-6)-1]

The results of analyses reported only relate to samples submitted to the Con-Test Analytical Laboratory for testing.
I certify that the analyses listed above, unless specifically listed as subcontracted, if any, were performed under my direction according to the approved methodologies listed in this document, and that based upon my inquiry of those individuals immediately responsible for obtaining the information, the material contained in this report is, to the best of my knowledge and belief, accurate and complete.

Tod E. Kopyscinski
Laboratory Director

con-test® ANALYTICAL LABORATORY

39 Spruce Street * East Longmeadow, MA 01028 * FAX 413/525-6405 * TEL. 413/525-2332

Project Location: Greenwich, CT | Sample Description: | Work Order: 20J0701

Date Received: 10/14/2020

Field Sample #: AN14.5 (5-6)-1 | Sampled: 9/18/2020 10:45

Sample ID: 20J0701-01

Sample Matrix: Soil

Sample Flags: H-06

Polychlorinated Biphenyls with 3540 Soxhlet Extraction

Analyte	Results	RL	Units	Dilution	Flag/Qual	Method	Date Prepared	Date/Time Analyzed	Analyst
Aroclor-1016 [1]	ND	0.11	mg/Kg dry	4		SW-846 8082A	10/16/20	10/21/20 15:09	JMB
Aroclor-1221 [1]	ND	0.11	mg/Kg dry	4		SW-846 8082A	10/16/20	10/21/20 15:09	JMB
Aroclor-1232 [1]	ND	0.11	mg/Kg dry	4		SW-846 8082A	10/16/20	10/21/20 15:09	JMB
Aroclor-1242 [1]	0.39	0.11	mg/Kg dry	4	O-04	SW-846 8082A	10/16/20	10/21/20 15:09	JMB
Aroclor-1248 [1]	ND	0.11	mg/Kg dry	4		SW-846 8082A	10/16/20	10/21/20 15:09	JMB
Aroclor-1254 [1]	ND	0.11	mg/Kg dry	4		SW-846 8082A	10/16/20	10/21/20 15:09	JMB
Aroclor-1260 [1]	ND	0.11	mg/Kg dry	4		SW-846 8082A	10/16/20	10/21/20 15:09	JMB
Aroclor-1262 [1]	ND	0.11	mg/Kg dry	4		SW-846 8082A	10/16/20	10/21/20 15:09	JMB
Aroclor-1268 [1]	ND	0.11	mg/Kg dry	4		SW-846 8082A	10/16/20	10/21/20 15:09	JMB

Surrogates	% Recovery	Recovery Limits	Flag/Qual	
Decachlorobiphenyl [1]	99.9	30-150		10/21/20 15:09
Decachlorobiphenyl [2]	110	30-150		10/21/20 15:09
Tetrachloro-m-xylene [1]	93.0	30-150		10/21/20 15:09
Tetrachloro-m-xylene [2]	92.9	30-150		10/21/20 15:09

39 Spruce Street * East Longmeadow, MA 01028 * FAX 413/525-6405 * TEL. 413/525-2332

Project Location: Greenwich, CT
Sample Description:
Work Order: 20J0701

Date Received: 10/14/2020

Field Sample #: AN14.5 (5-6)-1
Sampled: 9/18/2020 10:45

Sample ID: 20J0701-01

Sample Matrix: Soil

Conventional Chemistry Parameters by EPA/APHA/SW-846 Methods (Total)

Analyte	Results	RL	Units	Dilution	Flag/Qual	Method	Date Prepared	Date/Time Analyzed	Analyst
% Solids	75.5		% Wt	1		SM 2540G	10/21/20	10/21/20 21:48	CJT

39 Spruce Street * East Longmeadow, MA 01028 * FAX 413/525-6405 * TEL. 413/525-2332

Project Location: Greenwich, CT | Sample Description: | Work Order: 20J0701

Date Received: 10/14/2020

Field Sample #: AO13 (5-6)-1 | Sampled: 9/18/2020 11:30

Sample ID: 20J0701-02

Sample Matrix: Soil

Sample Flags: H-06

Polychlorinated Biphenyls with 3540 Soxhlet Extraction

Analyte	Results	RL	Units	Dilution	Flag/Qual	Method	Date Prepared	Date/Time Analyzed	Analyst
Aroclor-1016 [1]	ND	0.12	mg/Kg dry	4		SW-846 8082A	10/16/20	10/21/20 15:22	JMB
Aroclor-1221 [1]	ND	0.12	mg/Kg dry	4		SW-846 8082A	10/16/20	10/21/20 15:22	JMB
Aroclor-1232 [1]	ND	0.12	mg/Kg dry	4		SW-846 8082A	10/16/20	10/21/20 15:22	JMB
Aroclor-1242 [1]	ND	0.12	mg/Kg dry	4		SW-846 8082A	10/16/20	10/21/20 15:22	JMB
Aroclor-1248 [1]	ND	0.12	mg/Kg dry	4		SW-846 8082A	10/16/20	10/21/20 15:22	JMB
Aroclor-1254 [1]	ND	0.12	mg/Kg dry	4		SW-846 8082A	10/16/20	10/21/20 15:22	JMB
Aroclor-1260 [1]	ND	0.12	mg/Kg dry	4		SW-846 8082A	10/16/20	10/21/20 15:22	JMB
Aroclor-1262 [1]	ND	0.12	mg/Kg dry	4		SW-846 8082A	10/16/20	10/21/20 15:22	JMB
Aroclor-1268 [1]	ND	0.12	mg/Kg dry	4		SW-846 8082A	10/16/20	10/21/20 15:22	JMB

Surrogates	% Recovery	Recovery Limits	Flag/Qual	
Decachlorobiphenyl [1]	102	30-150		10/21/20 15:22
Decachlorobiphenyl [2]	115	30-150		10/21/20 15:22
Tetrachloro-m-xylene [1]	106	30-150		10/21/20 15:22
Tetrachloro-m-xylene [2]	106	30-150		10/21/20 15:22

39 Spruce Street * East Longmeadow, MA 01028 * FAX 413/525-6405 * TEL. 413/525-2332

Project Location: Greenwich, CT
Sample Description:
Work Order: 20J0701

Date Received: 10/14/2020

Field Sample #: AO13 (5-6)-1
Sampled: 9/18/2020 11:30

Sample ID: 20J0701-02

Sample Matrix: Soil

Conventional Chemistry Parameters by EPA/APHA/SW-846 Methods (Total)

Analyte	Results	RL	Units	Dilution	Flag/Qual	Method	Date Prepared	Date/Time Analyzed	Analyst
% Solids	66.1		% Wt	1		SM 2540G	10/21/20	10/21/20 21:49	CJT

39 Spruce Street * East Longmeadow, MA 01028 * FAX 413/525-6405 * TEL. 413/525-2332

Project Location: Greenwich, CT | Sample Description: | Work Order: 20J0701

Date Received: 10/14/2020

Field Sample #: AG11 (5-6)-1 | Sampled: 9/18/2020 13:16

Sample ID: 20J0701-03

Sample Matrix: Soil

Sample Flags: H-06

Polychlorinated Biphenyls with 3540 Soxhlet Extraction

Analyte	Results	RL	Units	Dilution	Flag/Qual	Method	Date Prepared	Date/Time Analyzed	Analyst
Aroclor-1016 [1]	ND	50	mg/Kg dry	2000		SW-846 8082A	10/16/20	10/21/20 16:00	JMB
Aroclor-1221 [1]	ND	50	mg/Kg dry	2000		SW-846 8082A	10/16/20	10/21/20 16:00	JMB
Aroclor-1232 [1]	ND	50	mg/Kg dry	2000		SW-846 8082A	10/16/20	10/21/20 16:00	JMB
Aroclor-1242 [2]	520	50	mg/Kg dry	2000		SW-846 8082A	10/16/20	10/21/20 16:00	JMB
Aroclor-1248 [1]	ND	50	mg/Kg dry	2000		SW-846 8082A	10/16/20	10/21/20 16:00	JMB
Aroclor-1254 [1]	ND	50	mg/Kg dry	2000		SW-846 8082A	10/16/20	10/21/20 16:00	JMB
Aroclor-1260 [1]	ND	50	mg/Kg dry	2000		SW-846 8082A	10/16/20	10/21/20 16:00	JMB
Aroclor-1262 [1]	ND	50	mg/Kg dry	2000		SW-846 8082A	10/16/20	10/21/20 16:00	JMB
Aroclor-1268 [1]	ND	50	mg/Kg dry	2000		SW-846 8082A	10/16/20	10/21/20 16:00	JMB

Surrogates	% Recovery	Recovery Limits	Flag/Qual	
Decachlorobiphenyl [1]	*	30-150	S-01	10/21/20 16:00
Decachlorobiphenyl [2]	*	30-150	S-01	10/21/20 16:00
Tetrachloro-m-xylene [1]	*	30-150	S-01	10/21/20 16:00
Tetrachloro-m-xylene [2]	*	30-150	S-01	10/21/20 16:00

39 Spruce Street * East Longmeadow, MA 01028 * FAX 413/525-6405 * TEL. 413/525-2332

Project Location: Greenwich, CT
Sample Description:
Work Order: 20J0701

Date Received: 10/14/2020

Field Sample #: AG11 (5-6)-1
Sampled: 9/18/2020 13:16

Sample ID: 20J0701-03

Sample Matrix: Soil

Conventional Chemistry Parameters by EPA/APHA/SW-846 Methods (Total)

Analyte	Results	RL	Units	Dilution	Flag/Qual	Method	Date Prepared	Date/Time Analyzed	Analyst
% Solids	80.8		% Wt	1		SM 2540G	10/21/20	10/21/20 21:49	CJT

39 Spruce Street * East Longmeadow, MA 01028 * FAX 413/525-6405 * TEL. 413/525-2332

Sample Extraction Data

Prep Method: % Solids **Analytical Method: SM 2540G**

Lab Number [Field ID]	Batch	Date
20J0701-01 [AN14.5 (5-6)-1]	B269189	10/21/20
20J0701-02 [AO13 (5-6)-1]	B269189	10/21/20
20J0701-03 [AG11 (5-6)-1]	B269189	10/21/20

Prep Method: SW-846 3540C **Analytical Method: SW-846 8082A**

Lab Number [Field ID]	Batch	Initial [g]	Final [mL]	Date
20J0701-01 [AN14.5 (5-6)-1]	B268874	10.0	10.0	10/16/20
20J0701-02 [AO13 (5-6)-1]	B268874	10.0	10.0	10/16/20
20J0701-03 [AG11 (5-6)-1]	B268874	10.0	10.0	10/16/20

con-test® ANALYTICAL LABORATORY

39 Spruce Street * East Longmeadow, MA 01028 * FAX 413/525-6405 * TEL. 413/525-2332

QUALITY CONTROL

Polychlorinated Biphenyls with 3540 Soxhlet Extraction - Quality Control

Analyte	Result	Reporting Limit	Units	Spike Level	Source Result	%REC	%REC Limits	RPD	RPD Limit	Notes
Batch B268874 - SW-846 3540C										
Blank (B268874-BLK1)				Prepared: 10/16/20 Analyzed: 10/21/20						
Aroclor-1016	ND	0.020	mg/Kg wet							
Aroclor-1016 [2C]	ND	0.020	mg/Kg wet							
Aroclor-1221	ND	0.020	mg/Kg wet							
Aroclor-1221 [2C]	ND	0.020	mg/Kg wet							
Aroclor-1232	ND	0.020	mg/Kg wet							
Aroclor-1232 [2C]	ND	0.020	mg/Kg wet							
Aroclor-1242	ND	0.020	mg/Kg wet							
Aroclor-1242 [2C]	ND	0.020	mg/Kg wet							
Aroclor-1248	ND	0.020	mg/Kg wet							
Aroclor-1248 [2C]	ND	0.020	mg/Kg wet							
Aroclor-1254	ND	0.020	mg/Kg wet							
Aroclor-1254 [2C]	ND	0.020	mg/Kg wet							
Aroclor-1260	ND	0.020	mg/Kg wet							
Aroclor-1260 [2C]	ND	0.020	mg/Kg wet							
Aroclor-1262	ND	0.020	mg/Kg wet							
Aroclor-1262 [2C]	ND	0.020	mg/Kg wet							
Aroclor-1268	ND	0.020	mg/Kg wet							
Aroclor-1268 [2C]	ND	0.020	mg/Kg wet							
Surrogate: Decachlorobiphenyl	*0.207*		mg/Kg wet	0.200		104	30-150			
Surrogate: Decachlorobiphenyl [2C]	*0.226*		mg/Kg wet	0.200		113	30-150			
Surrogate: Tetrachloro-m-xylene	*0.169*		mg/Kg wet	0.200		84.5	30-150			
Surrogate: Tetrachloro-m-xylene [2C]	*0.174*		mg/Kg wet	0.200		87.1	30-150			
LCS (B268874-BS1)				Prepared: 10/16/20 Analyzed: 10/21/20						
Aroclor-1016	0.19	0.020	mg/Kg wet	0.200		92.6	40-140			
Aroclor-1016 [2C]	0.19	0.020	mg/Kg wet	0.200		93.6	40-140			
Aroclor-1260	0.18	0.020	mg/Kg wet	0.200		91.8	40-140			
Aroclor-1260 [2C]	0.18	0.020	mg/Kg wet	0.200		90.6	40-140			
Surrogate: Decachlorobiphenyl	*0.205*		mg/Kg wet	0.200		102	30-150			
Surrogate: Decachlorobiphenyl [2C]	*0.225*		mg/Kg wet	0.200		113	30-150			
Surrogate: Tetrachloro-m-xylene	*0.169*		mg/Kg wet	0.200		84.4	30-150			
Surrogate: Tetrachloro-m-xylene [2C]	*0.174*		mg/Kg wet	0.200		87.0	30-150			
LCS Dup (B268874-BSD1)				Prepared: 10/16/20 Analyzed: 10/21/20						
Aroclor-1016	0.18	0.020	mg/Kg wet	0.200		90.8	40-140	1.91	30	
Aroclor-1016 [2C]	0.18	0.020	mg/Kg wet	0.200		92.5	40-140	1.26	30	
Aroclor-1260	0.18	0.020	mg/Kg wet	0.200		88.8	40-140	3.30	30	
Aroclor-1260 [2C]	0.18	0.020	mg/Kg wet	0.200		87.7	40-140	3.29	30	
Surrogate: Decachlorobiphenyl	*0.196*		mg/Kg wet	0.200		98.2	30-150			
Surrogate: Decachlorobiphenyl [2C]	*0.216*		mg/Kg wet	0.200		108	30-150			
Surrogate: Tetrachloro-m-xylene	*0.170*		mg/Kg wet	0.200		84.9	30-150			
Surrogate: Tetrachloro-m-xylene [2C]	*0.175*		mg/Kg wet	0.200		87.7	30-150			

con-test® ANALYTICAL LABORATORY

39 Spruce Street * East Longmeadow, MA 01028 * FAX 413/525-6405 * TEL. 413/525-2332

IDENTIFICATION SUMMARY FOR SINGLE COMPONENT ANALYTES

SW-846 8082A

AN14.5 (5-6)-1

Lab Sample ID: 20J0701-01

Date(s) Analyzed: 10/21/2020 10/21/2020

Instrument ID (1): ECD3

Instrument ID (2): ECD3

GC Column (1): ID: (mm)

GC Column (2): ID: (mm)

ANALYTE	COL	RT	RT WINDOW		CONCENTRATION	%RPD
			FROM	TO		
Aroclor-1242	1	0.000	-0.030	0.030	0.39	
	2	0.000	-0.030	0.030	0.33	16.7

con-test® ANALYTICAL LABORATORY

39 Spruce Street * East Longmeadow, MA 01028 * FAX 413/525-6405 * TEL. 413/525-2332

IDENTIFICATION SUMMARY FOR SINGLE COMPONENT ANALYTES

SW-846 8082A

AG11 (5-6)-1

Lab Sample ID: 20J0701-03

Date(s) Analyzed: 10/21/2020 10/21/2020

Instrument ID (1): ECD3

Instrument ID (2): ECD3

GC Column (1): ID: (mm)

GC Column (2): ID: (mm)

ANALYTE	COL	RT	RT WINDOW		CONCENTRATION	%RPD
			FROM	TO		
Aroclor-1242	1	0.000	-0.030	0.030	410	
	2	0.000	-0.030	0.030	520	23.7

con-test® ANALYTICAL LABORATORY

39 Spruce Street * East Longmeadow, MA 01028 * FAX 413/525-6405 * TEL. 413/525-2332

IDENTIFICATION SUMMARY FOR SINGLE COMPONENT ANALYTES

SW-846 8082A

LCS

Lab Sample ID: B268874-BS1

Date(s) Analyzed: 10/21/2020 10/21/2020

Instrument ID (1): ECD3

Instrument ID (2): ECD3

GC Column (1): ID: (mm)

GC Column (2): ID: (mm)

ANALYTE	COL	RT	RT WINDOW		CONCENTRATION	%RPD
			FROM	TO		
Aroclor-1016	1	0.000	-0.030	0.030	0.19	
	2	0.000	-0.030	0.030	0.19	0.0
Aroclor-1260	1	0.000	-0.030	0.030	0.18	
	2	0.000	-0.030	0.030	0.18	0.0

con-test® ANALYTICAL LABORATORY

39 Spruce Street * East Longmeadow, MA 01028 * FAX 413/525-6405 * TEL. 413/525-2332

IDENTIFICATION SUMMARY FOR SINGLE COMPONENT ANALYTES

SW-846 8082A

LCS Dup

Lab Sample ID: B268874-BSD1 Date(s) Analyzed: 10/21/2020 10/21/2020

Instrument ID (1): ECD3 Instrument ID (2): ECD3

GC Column (1): ID: (mm) GC Column (2): ID: (mm)

ANALYTE	COL	RT	RT WINDOW		CONCENTRATION	%RPD
			FROM	TO		
Aroclor-1016	1	0.000	-0.030	0.030	0.18	
	2	0.000	-0.030	0.030	0.18	0.0
Aroclor-1260	1	0.000	-0.030	0.030	0.18	
	2	0.000	-0.030	0.030	0.18	0.0

con-test® ANALYTICAL LABORATORY

39 Spruce Street * East Longmeadow, MA 01028 * FAX 413/525-6405 * TEL. 413/525-2332

FLAG/QUALIFIER SUMMARY

*	QC result is outside of established limits.
†	Wide recovery limits established for difficult compound.
‡	Wide RPD limits established for difficult compound.
#	Data exceeded client recommended or regulatory level
ND	Not Detected
RL	Reporting Limit is at the level of quantitation (LOQ)
DL	Detection Limit is the lower limit of detection determined by the MDL study
MCL	Maximum Contaminant Level
	Percent recoveries and relative percent differences (RPDs) are determined by the software using values in the calculation which have not been rounded.
	No results have been blank subtracted unless specified in the case narrative section.
H-06	Sample was extracted past the recommended holding time.
O-04	Sample fingerprint does not match standard exactly. Sample was quantitated against the closest matching standard.
S-01	The surrogate recovery for this sample is not available due to sample dilution below the surrogate reporting limit required from high analyte concentration and/or matrix interferences.

39 Spruce Street * East Longmeadow, MA 01028 * FAX 413/525-6405 * TEL. 413/525-2332

CERTIFICATIONS

Certified Analyses included in this Report

Analyte	Certifications
SW-846 8082A in Soil	
Aroclor-1016	CT,NH,NY,ME,NC,VA,PA
Aroclor-1016 [2C]	CT,NH,NY,ME,NC,VA,PA
Aroclor-1221	CT,NH,NY,ME,NC,VA,PA
Aroclor-1221 [2C]	CT,NH,NY,ME,NC,VA,PA
Aroclor-1232	CT,NH,NY,ME,NC,VA,PA
Aroclor-1232 [2C]	CT,NH,NY,ME,NC,VA,PA
Aroclor-1242	CT,NH,NY,ME,NC,VA,PA
Aroclor-1242 [2C]	CT,NH,NY,ME,NC,VA,PA
Aroclor-1248	CT,NH,NY,ME,NC,VA,PA
Aroclor-1248 [2C]	CT,NH,NY,ME,NC,VA,PA
Aroclor-1254	CT,NH,NY,ME,NC,VA,PA
Aroclor-1254 [2C]	CT,NH,NY,ME,NC,VA,PA
Aroclor-1260	CT,NH,NY,ME,NC,VA,PA
Aroclor-1260 [2C]	CT,NH,NY,ME,NC,VA,PA
Aroclor-1262	NY,NC,VA,PA
Aroclor-1262 [2C]	NY,NC,VA,PA
Aroclor-1268	NY,NC,VA,PA
Aroclor-1268 [2C]	NY,NC,VA,PA

The CON-TEST Environmental Laboratory operates under the following certifications and accreditations:

Code	Description	Number	Expires
AIHA	AIHA-LAP, LLC - ISO17025:2017	100033	03/1/2022
MA	Massachusetts DEP	M-MA100	06/30/2021
CT	Connecticut Department of Publilc Health	PH-0567	09/30/2021
NY	New York State Department of Health	10899 NELAP	04/1/2021
NH-S	New Hampshire Environmental Lab	2516 NELAP	02/5/2021
RI	Rhode Island Department of Health	LAO00112	12/30/2020
NC	North Carolina Div. of Water Quality	652	12/31/2020
NJ	New Jersey DEP	MA007 NELAP	06/30/2021
FL	Florida Department of Health	E871027 NELAP	06/30/2021
VT	Vermont Department of Health Lead Laboratory	LL015036	07/30/2021
ME	State of Maine	2011028	06/9/2021
VA	Commonwealth of Virginia	460217	12/14/2020
NH-P	New Hampshire Environmental Lab	2557 NELAP	09/6/2021
VT-DW	Vermont Department of Health Drinking Water	VT-255716	06/12/2021
NC-DW	North Carolina Department of Health	25703	07/31/2021
PA	Commonwealth of Pennsylvania DEP	68-05812	06/30/2021
MI	Dept. of Env, Great Lakes, and Energy	9100	09/6/2021

20I1053

20J0701

http://www.contestlabs.com

Doc # 381 Rev 2_06262019

con-test ANALYTICAL LABORATORY

Phone: 413-525-2332
Fax: 413-525-6405
Email: info@contestlabs.com

CHAIN OF CUSTODY RECORD

39 Spruce Street
East Longmeadow, MA 01028

Page 1 of 6

Company Name:	AECOM
Address:	500 Enterprise Drive, 1A, Rocky Hill, CT 06067
Phone:	860-263-5781
Project Name:	Greenwich High School
Project Location:	Greenwich, CT
Project Number:	60432356
Project Manager:	Kaitlyn Feliciano
Con-Test Quote Name/Number:	Q-20191217
Invoice Recipient:	Dan Seremet, E. Doerfler
Sampled By:	C. Hayden

Requested Turnaround Time
7-Day ☑ 10-Day ☐
PFAS 10-Day (std) ☐ Due Date:

Rush-Approval Required
1-Day ☐ 3-Day ☐
2-Day ☐ 4-Day ☐

Data Delivery
Format: PDF ☑ EXCEL ☑
Other: EDD - EQuis
CLP Like Data Pkg Required: ☐
Email To: elizabeth.doerfler@aecom.com, dan.seremet@aecom.com
Fax To #:

Dissolved Metals Samples
○ Field Filtered
○ Lab to Filter

Orthophosphate Samples
○ Field Filtered
○ Lab to Filter

PCB ONLY
SOXHLET ☑
NON SOXHLET ☐

ANALYSIS REQUESTED

Con-Test Work Order#	Client Sample ID / Description	Beginning Date/Time	Ending Date/Time	COMP/GRAB	[1]Matrix Code	Conc Code	VIALS	GLASS	PLASTIC	BACTERIA	ENCORE	PCBs 8082	I	I	I
	AF20(1-1.5)-1	9-18-20	0755	GRAB	S	U		1				X			
	AF20(2-4)-1	↓	0810	↓	↓	↓		1				X			
	AF20(5-7)-1	↓	0855	↓	↓	↓		1				X			
	AH20(0.5-1)-1	↓	1030	↓	↓	↓		1				X			
	AH20(2-4)-1	↓	1050	↓	↓	↓		1				X			
	AH20(5-7)-1	↓	1115	↓	↓	↓		1				X			
	Y16.5(3-3.5)-1	↓	1320	↓	↓	↓		1				X			
	AF12(1-1.5)-1	↓	1345	↓	↓	↓		1				X			
	AF12(2-4)-1	↓	1347	↓	↓	↓		1				X			
	AF12(4-5)-1	↓	1345	↓	↓	↓		1				X			

[2] Preservation Code

Courier Use Only
Total Number Of:
VIALS
GLASS 10
PLASTIC
BACTERIA
ENCORE

Glassware in the fridge? Y / N
Glassware in freezer? Y / N
Prepackaged Cooler? Y / N

*Contest is not responsible for missing samples from prepacked coolers

[1] **Matrix Codes:**
GW = Ground Water
WW = Waste Water
DW = Drinking Water
A = Air
S = Soil
SL = Sludge
SOL = Solid
O = Other (please define)

[2] **Preservation Codes:**
I = Iced
H = HCL
M = Methanol
N = Nitric Acid
S = Sulfuric Acid
B = Sodium Bisulfate
X = Sodium Hydroxide
T = Sodium Thiosulfate
O = Other (please define)

Relinquished by: (signature)	Date/Time:
C. Hayden	9.18.20/1500
Received by: (signature)	Date/Time:
[signature]	9/18/20 1500
Relinquished by: (signature)	Date/Time:
[signature]	9/18/20 8[illegible]
Received by: (signature)	Date/Time:
Evett M 4.3,5.9	9/18/20 2000
Relinquished by: (signature)	Date/Time:
Received by: (signature)	Date/Time:
Relinquished by: (signature)	Date/Time:
Received by: (signature)	Date/Time:

Client Comments:

Detection Limit Requirements
MA
CT CT RSR GA PMC, R DEC
Other:

Special Requirements
☐ MA MCP Required
MCP Certification Form Required
☑ CT RCP Required
RCP Certification Form Required
☐ MA State DW Required
PWSID #

Please use the following codes to indicate possible sample concentration within the Conc Code column above:
H - High; M - Medium; L - Low; C - Clean; U - Unknown

Project Entity
Government ☐ Municipality ☑ MWRA ☐ WRTA ☐
Federal ☐ 21 J ☐ School ☐
City ☐ Brownfield ☐ MBTA ☐

Other
☐ Chromatogram
☐ AIHA-LAP,LLC

Lab Comments:

activate samples 3, 5 and 10 for pcbs 10/14/2020 KF

Disclaimer: Con-Test Labs is not responsible for any omitted information on the Chain of Custody. The Chain of Custody is a legal document that must be complete and accurate and is used to determine what analyses the laboratory will perform. Any missing information is not the laboratory's responsibility. Con-Test values your partnership on each project and will try to assist with missing information, but will not be held accountable.

20I1053

http://www.contestlabs.com

Doc # 381 Rev 2_06262019

con-test ANALYTICAL LABORATORY

Phone: 413-525-2332
Fax: 413-525-6405
Email: info@contestlabs.com

CHAIN OF CUSTODY RECORD

39 Spruce Street
East Longmeadow, MA 01028

Company Name:	AECOM
Address:	500 Enterprise Drive, 1A, Rocky Hill, CT 06067
Phone:	860-263-5781
Project Name:	Greenwich High School
Project Location:	Greenwich, CT
Project Number:	60432356
Project Manager:	Kaitlyn Feliciano
Con-Test Quote Name/Number:	Q-20191217
Invoice Recipient:	Dan Seremet, E. Doerfler
Sampled By:	C. Hayden

Requested Turnaround Time: 7-Day ☑ 10-Day ☐ PFAS 10-Day (std) ☐ Due Date:

Rush-Approval Required: 1-Day ☐ 3-Day ☐ 2-Day ☐ 4-Day ☐

Dissolved Metals Samples: ○ Field Filtered ○ Lab to Filter

Orthophosphate Samples: ○ Field Filtered ○ Lab to Filter

Data Delivery: Format: PDF ☑ EXCEL ☑ Other: EDD - EQuis CLP Like Data Pkg Required: ☐ Email To: elizabeth.doerfler@aecom.com, dan.seremet@aecom.com Fax To #:

PCB ONLY: SOXHLET ☑ NON SOXHLET ☐

ANALYSIS REQUESTED

Con-Test Work Order#	Client Sample ID / Description	Beginning Date/Time	Ending Date/Time	COMP/GRAB	[1] Matrix Code	Conc Code	VIALS	GLASS	PLASTIC	BACTERIA	ENCORE	PCBs 8082	PB
1	AF12(5-6)-1	9-18-20	1351	GRAB	S	U		1				X	
	AF14(1-1.5)-1		1321					1				X	
	AF14(2-4)-1		1319					1				X	
	AF14(4-5)-1		1313					1				X	
	AF14(5-6)-1		1315					1				X	
	AQ12(1-1.5)-1		1249					1				X	
	AQ12(2-4)-1		1247					1				X	
	AQ12(4-5)-1		1245					1				X	
2	AQ12(5-6)-1		1243					1				X	
	AN14.5(1-1.5)-1		1255					1				X	X

[2] Preservation Code

Courier Use Only

Total Number Of:
VIALS
GLASS 10
PLASTIC
BACTERIA
ENCORE

Glassware in the fridge? Y / N

Glassware in freezer? Y / N

Prepackaged Cooler? Y / N

*Contest is not responsible for missing samples from prepacked coolers

[1] Matrix Codes:
GW = Ground Water
WW = Waste Water
DW = Drinking Water
A = Air
S = Soil
SL = Sludge
SOL = Solid
O = Other (please define)

[2] Preservation Codes:
I = Iced
H = HCL
M = Methanol
N = Nitric Acid
S = Sulfuric Acid
B = Sodium Bisulfate
X = Sodium Hydroxide
T = Sodium Thiosulfate
O = Other (please define)

Relinquished by: (signature)	Date/Time: 9-18-20 / 1500
Received by: (signature)	Date/Time: 9/18/20 1500
Relinquished by: (signature)	Date/Time: 9/18/20 8:00
Received by: (signature) 4.3, 5.9	Date/Time: 9/18/20 2000
Relinquished by: (signature)	Date/Time:
Received by: (signature)	Date/Time:
Relinquished by: (signature)	Date/Time:
Received by: (signature)	Date/Time:

Client Comments: Hold Samples: AF12(5-6)-1, AQ12(5-6)-1

Detection Limit Requirements: MA

Special Requirements: ☐ MA MCP Required; MCP Certification Form Required; ☑ CT RCP Required; CT RSR GA PMC, R DEC; RCP Certification Form Required; ☐ MA State DW Required; PWSID #

Please use the following codes to indicate possible sample concentration within the Conc Code column above: H - High; M - Medium; L - Low; C - Clean; U - Unknown

Project Entity: Government ☐ Municipality ☑ MWRA ☐ WRTA ☐; Federal ☐ 21 J ☐ School ☐; City ☐ Brownfield ☐ MBTA ☐

Other: ☐ Chromatogram ☐ AIHA-LAP,LLC

Lab Comments:

Disclaimer: Con-Test Labs is not responsible for any omitted information on the Chain of Custody. The Chain of Custody is a legal document that must be complete and accurate and is used to determine what analyses the laboratory will perform. Any missing information is not the laboratory's responsibility. Con-Test values your partnership on each project and will try to assist with missing information, but will not be held accountable.

20I1053

con-test ANALYTICAL LABORATORY

Phone: 413-525-2332
Fax: 413-525-6405
Email: info@contestlabs.com

http://www.contestlabs.com

CHAIN OF CUSTODY RECORD

39 Spruce Street
East Longmeadow, MA 01028

Doc # 381 Rev 2_06262019

Company Name:	AECOM
Address:	500 Enterprise Drive, 1A, Rocky Hill, CT 06067
Phone:	860-263-5781
Project Name:	Greenwich High School
Project Location:	Greenwich, CT
Project Number:	60432356
Project Manager:	Kaitlyn Feliciano
Con-Test Quote Name/Number:	Q-20191217
Invoice Recipient:	Dan Seremet, E. Doerfler
Sampled By:	C. Hayden

Requested Turnaround Time: 7-Day ☑ 10-Day ☐ PFAS 10-Day (std) ☐ Due Date:

Rush-Approval Required: 1-Day ☐ 3-Day ☐ 2-Day ☐ 4-Day ☐

Data Delivery: Format: PDF ☑ EXCEL ☑ Other: EDD - EQuis CLP Like Data Pkg Required: ☐ Email To: elizabeth.doerfler@aecom.com, dan.seremet@aecom.com Fax To #:

Dissolved Metals Samples: ○ Field Filtered ○ Lab to Filter

Orthophosphate Samples: ○ Field Filtered ○ Lab to Filter

PCB ONLY: SOXHLET ☑ NON SOXHLET ☐

ANALYSIS REQUESTED

Con-Test Work Order#	Client Sample ID / Description	Beginning Date/Time	Ending Date/Time	COMP/GRAB	[1]Matrix Code	Conc Code	VIALS	GLASS	PLASTIC	BACTERIA	ENCORE	PCBs 8082	[2]Preservation Code P6
	AN14.5(2-4)-1	9-18-20	1052	GRAB	S	U		1				X	X
	AN14.5(4-5)-1		1050					1				X	X
3	AN14.5(5-6)-1		1045					1				X	X
	AM13(1-1.5)-1		0914					1				X	
	AM13(2-4)-1		0945					1				X	
	AM13(4-5)-1		0955					1				X	
4	AM13(5-6)-1		0957					2				X	
	A013(1-1.5)-1		1146					1				X	
	A013(2-4)-1		1143					1				X	
	A013(4-5)-1		1140					1				X	

Relinquished by: (signature) C Hayden Date/Time: 9-18-20 1500
Received by: (signature) [signature] Date/Time: 9/18/20 1500
Relinquished by: (signature) [signature] Date/Time: 9/18/20 8:00
Received by: (signature) [signature] 4.3, 5.9 Date/Time: 9/18/20 2000
Relinquished by: (signature) Date/Time:
Received by: (signature) Date/Time:
Relinquished by: (signature) Date/Time:
Received by: (signature) Date/Time:

Client Comments: "AM13(5-6)-1" is MS/MSD Hold samples: AN14.5(5-6)-1, AM13(5-6)-1

Detection Limit Requirements: MA

Special Requirements: ☐ MA MCP Required; MCP Certification Form Required; ☑ CT RCP Required; CT RSR GA PMC, R DEC; RCP Certification Form Required; ☐ MA State DW Required; PWSID #

Please use the following codes to indicate possible sample concentration within the Conc Code column above: H - High; M - Medium; L - Low; C - Clean; U - Unknown

Project Entity: Government ☐ Municipality ☑ MWRA ☐ WRTA ☐ Federal ☐ 21 J ☐ School ☐ City ☐ Brownfield ☐ MBTA ☐

Other: ☐ Chromatogram ☐ AIHA-LAP,LLC

Lab Comments:

Disclaimer: Con-Test Labs is not responsible for any omitted information on the Chain of Custody. The Chain of Custody is a legal document that must be complete and accurate and is used to determine what analyses the laboratory will perform. Any missing information is not the laboratory's responsibility. Con-Test values your partnership on each project and will try to assist with missing information, but will not be held accountable.

Courier Use Only
Total Number Of:
VIALS
GLASS 4
PLASTIC
BACTERIA
ENCORE

Glassware in the fridge? Y / N
Glassware in freezer? Y / N
Prepackaged Cooler? Y / N
*Contest is not responsible for missing samples from prepacked coolers

[1] Matrix Codes:
GW = Ground Water
WW = Waste Water
DW = Drinking Water
A = Air
S = Soil
SL = Sludge
SOL = Solid
O = Other (please define)

[2] Preservation Codes:
I = Iced
H = HCL
M = Methanol
N = Nitric Acid
S = Sulfuric Acid
B = Sodium Bisulfate
X = Sodium Hydroxide
T = Sodium Thiosulfate
O = Other (please define)

20I1053

http://www.contestlabs.com

Doc # 381 Rev 2_06262019

con-test® ANALYTICAL LABORATORY

Phone: 413-525-2332
Fax: 413-525-6405
Email: info@contestlabs.com

CHAIN OF CUSTODY RECORD

39 Spruce Street
East Longmeadow, MA 01028

Company Name:	AECOM
Address:	500 Enterprise Drive, 1A, Rocky Hill, CT 06067
Phone:	860-263-5781
Project Name:	Greenwich High School
Project Location:	Greenwich, CT
Project Number:	60432356
Project Manager:	Kaitlyn Feliciano
Con-Test Quote Name/Number:	Q-20191217
Invoice Recipient:	Dan Seremet, E. Doerfler
Sampled By:	C. Hayden

Requested Turnaround Time
7-Day ☑ 10-Day ☐
PFAS 10-Day (std) ☐ Due Date:

Rush-Approval Required
1-Day ☐ 3-Day ☐
2-Day ☐ 4-Day ☐

Data Delivery
Format: PDF ☑ EXCEL ☑
Other: EDD - EQuis
CLP Like Data Pkg Required: ☐
Email To: elizabeth.doerfler@aecom.com, dan.seremet@aecom.com
Fax To #:

Dissolved Metals Samples
○ Field Filtered
○ Lab to Filter

Orthophosphate Samples
○ Field Filtered
○ Lab to Filter

PCB ONLY
SOXHLET ☑
NON SOXHLET ☐

ANALYSIS REQUESTED

Con-Test Work Order#	Client Sample ID / Description	Beginning Date/Time	Ending Date/Time	COMP/GRAB	[1]Matrix Code	Conc Code	VIALS	GLASS	PLASTIC	BACTERIA	ENCORE	PCBs 8082
5	A013 (5-6)-1	9/18/20	1130	GRAB	S	U		1				X
	AN12 (1-1.5)-1		0930					1				X
	AN12 (2-4)-1		0934					1				X
	AN12 (4-5)-1		0936					1				X
6	AN12 (5-6)-1		0938					1				X
	A014 (1-1.5)-1		1143					1				X
	A014 (2-4)-1		1145					1				X
	A014 (4-5)-1		1147					1				X
7	A014 (5-6)-1		1149					1				X
	AN12 (1-1.5)-1		1405					1				X

Relinquished by: (signature)	Date/Time: 9.18.20 1500
Received by: (signature)	Date/Time: 9/18/20 1500
Relinquished by: (signature)	Date/Time: 9/18/20 8:00
Received by: (signature)	Date/Time: 9/18/20 2000
Relinquished by: (signature)	Date/Time:
Received by: (signature)	Date/Time:
Relinquished by: (signature)	Date/Time:
Received by: (signature)	Date/Time:

Client Comments: HOLD SAMPLES: AN12(5-6)-1, A013(5-6)-1, A014 (5-6)-1

Detection Limit Requirements
MA
CT: CT RSR GA PMC, R DEC
Other:

Special Requirements
☐ MA MCP Required
MCP Certification Form Required
☑ CT RCP Required
RCP Certification Form Required
☐ MA State DW Required
PWSID #

Please use the following codes to indicate possible sample concentration within the Conc Code column above:
H - High; M - Medium; L - Low; C - Clean; U - Unknown

Project Entity
Government ☐ Municipality ☑ MWRA ☐ WRTA ☐
Federal ☐ 21 J ☐ School ☐
City ☐ Brownfield ☐ MBTA ☐

Other
☐ Chromatogram
☐ AIHA-LAP,LLC

Lab Comments:

Disclaimer: Con-Test Labs is not responsible for any omitted information on the Chain of Custody. The Chain of Custody is a legal document that must be complete and accurate and is used to determine what analyses the laboratory will perform. Any missing information is not the laboratory's responsibility. Con-Test values your partnership on each project and will try to assist with missing information, but will not be held accountable.

[2] Preservation Code

Courier Use Only
Total Number Of:
VIALS
GLASS 10
PLASTIC
BACTERIA
ENCORE

Glassware in the fridge? Y / N
Glassware in freezer? Y / N
Prepackaged Cooler? Y / N
*Contest is not responsible for missing samples from prepacked coolers

[1] Matrix Codes:
GW = Ground Water
WW = Waste Water
DW = Drinking Water
A = Air
S = Soil
SL = Sludge
SOL = Solid
O = Other (please define)

[2] Preservation Codes:
I = Iced
H = HCL
M = Methanol
N = Nitric Acid
S = Sulfuric Acid
B = Sodium Bisulfate
X = Sodium Hydroxide
T = Sodium Thiosulfate
O = Other (please define)

20 I/053

http://www.contestlabs.com

Doc # 381 Rev 2_06262019

con-test ANALYTICAL LABORATORY

Phone: 413-525-2332
Fax: 413-525-6405
Email: info@contestlabs.com

CHAIN OF CUSTODY RECORD

39 Spruce Street
East Longmeadow, MA 01028

Company Name:	AECOM
Address:	500 Enterprise Drive, 1A, Rocky Hill, CT 06067
Phone:	860-263-5781
Project Name:	Greenwich High School
Project Location:	Greenwich, CT
Project Number:	60432356
Project Manager:	Kaitlyn Feliciano
Con-Test Quote Name/Number:	Q-20191217
Invoice Recipient:	Dan Seremet, E. Doerfler
Sampled By:	C. Hayden

Requested Turnaround Time: 7-Day ☑ 10-Day ☐ PFAS 10-Day (std) ☐ Due Date:

Rush-Approval Required: 1-Day ☐ 3-Day ☐ 2-Day ☐ 4-Day ☐

Dissolved Metals Samples: ○ Field Filtered ○ Lab to Filter

Orthophosphate Samples: ○ Field Filtered ○ Lab to Filter

Data Delivery: Format: PDF ☑ EXCEL ☑ Other: EDD - EQuis CLP Like Data Pkg Required: ☐ Email To: elizabeth.doerfler@aecom.com, dan.seremet@aecom.com Fax To #:

PCB ONLY: SOXHLET ☑ NON SOXHLET ☐

ANALYSIS REQUESTED

Con-Test Work Order#	Client Sample ID / Description	Beginning Date/Time	Ending Date/Time	COMP/GRAB	[1]Matrix Code	Conc Code	VIALS	GLASS	PLASTIC	BACTERIA	ENCORE	PCBs 8082
	AH12(2-4)-1	9.18.20	1408	GRAB	S	U	3	2				X
	AH12(4-5)-1		1410					1				X
8	AH12(5-6)-1		1412					1				X
	AN11(1-1.5)-1		1022					1				X
	AN11(2-4)-1		1020					1				X
	AN11(4-5)-1		1018					1				X
9	AN11(5-6)-1		1016					1				X
	AG11(1-1.5)-1		1310					1				X
	AG11(2-4)-1		1312					1				X
	AG11(4-5)-1		1314					1				X

[2] Preservation Code

Courier Use Only

Total Number Of:
VIALS 3
GLASS 11
PLASTIC
BACTERIA
ENCORE

Glassware in the fridge? Y / N

Glassware in freezer? Y / N

Prepackaged Cooler? Y / N

*Contest is not responsible for missing samples from prepacked coolers

[1] Matrix Codes:
GW = Ground Water
WW = Waste Water
DW = Drinking Water
A = Air
S = Soil
SL = Sludge
SOL = Solid
O = Other (please define)

[2] Preservation Codes:
I = Iced
H = HCL
M = Methanol
N = Nitric Acid
S = Sulfuric Acid
B = Sodium Bisulfate
X = Sodium Hydroxide
T = Sodium Thiosulfate
O = Other (please define)

Relinquished by: (signature)	Date/Time:
C Hayden	9.18.20 1500
Received by: (signature)	Date/Time:
[illegible]	9/18/20 1500
Relinquished by: (signature)	Date/Time:
[illegible]	9/18/20 8:00
Received by: (signature)	Date/Time:
[illegible] 4.3,5.9	9/18/20 2000
Relinquished by: (signature)	Date/Time:
Received by: (signature)	Date/Time:
Relinquished by: (signature)	Date/Time:
Received by: (signature)	Date/Time:

Client Comments: Hold Samples: AH12(5-6)-1, AN11(5-6)-1

Detection Limit Requirements: MA; CT — CT RSR GA PMC, R DEC; Other:

Special Requirements: ☐ MA MCP Required; MCP Certification Form Required; ☑ CT RCP Required; RCP Certification Form Required; ☐ MA State DW Required; PWSID #

Please use the following codes to indicate possible sample concentration within the Conc Code column above: H - High; M - Medium; L - Low; C - Clean; U - Unknown

Project Entity: Government ☐ Municipality ☑ MWRA ☐ WRTA ☐ Federal ☐ 21 J ☐ School ☐ City ☐ Brownfield ☐ MBTA ☐

Other: ☐ Chromatogram ☐ AIHA-LAP,LLC

Lab Comments:

Disclaimer: Con-Test Labs is not responsible for any omitted information on the Chain of Custody. The Chain of Custody is a legal document that must be complete and accurate and is used to determine what analyses the laboratory will perform. Any missing information is not the laboratory's responsibility. Con-Test values your partnership on each project and will try to assist with missing information, but will not be held accountable.

20I01053

http://www.contestlabs.com

Doc # 381 Rev 2_06262019

con-test ANALYTICAL LABORATORY
Phone: 413-525-2332
Fax: 413-525-6405
Email: info@contestlabs.com

CHAIN OF CUSTODY RECORD

39 Spruce Street
East Longmeadow, MA 01028

Company Name:	AECOM
Address:	500 Enterprise Drive, 1A, Rocky Hill, CT 06067
Phone:	860-263-5781
Project Name:	Greenwich High School
Project Location:	Greenwich, CT
Project Number:	60432356
Project Manager:	Kaitlyn Feliciano
Con-Test Quote Name/Number:	Q-20191217
Invoice Recipient:	Dan Seremet, E. Doerfler
Sampled By:	C. Hayden

Requested Turnaround Time: 7-Day ☑ 10-Day ☐ PFAS 10-Day (std) ☐ Due Date:

Rush-Approval Required: 1-Day ☐ 3-Day ☐ 2-Day ☐ 4-Day ☐

Dissolved Metals Samples: ○ Field Filtered ○ Lab to Filter

Orthophosphate Samples: ○ Field Filtered ○ Lab to Filter

Data Delivery: Format: PDF ☑ EXCEL ☑ Other: EDD - EQuis CLP Like Data Pkg Required: ☐ Email To: elizabeth.doerfler@aecom.com, dan.seremet@aecom.com Fax To #:

PCB ONLY: SOXHLET ☑ NON SOXHLET ☐

ANALYSIS REQUESTED

Con-Test Work Order#	Client Sample ID / Description	Beginning Date/Time	Ending Date/Time	COMP/GRAB	[1]Matrix Code	Conc Code	VIALS	GLASS	PLASTIC	BACTERIA	ENCORE	PCBs 8082
10	AG11(5-6)-1	9/18/20	1316	GRAB	S	U	3	1				X
	AP13(1-1.5)-1		1114					1				X
	AP13(2-4)-1		1110					1				X
	AP13(2-4)-2		1112					1				X
	AP13(4-5)-1		1108					1				X
11	AP13(5-6)-1		1106					1				X
	AQ15(1-1.5)-1		1215					1				X
	AQ15(2-4)-1		1218					1				X
	AQ15(4-5)-1		1220					1				X
12	AQ15(5-6)-1		1225					1				X

[2] Preservation Code: T

Courier Use Only

Total Number Of:
VIALS 3
GLASS 11
PLASTIC
BACTERIA
ENCORE

Glassware in the fridge? Y / N

Glassware in freezer? Y / N

Prepackaged Cooler? Y / N

*Contest is not responsible for missing samples from prepacked coolers

Relinquished by: (signature)	Date/Time:
C Hayden	9/18/20 1500
Received by: (signature)	Date/Time:
[signature]	9/18/20 1500
Relinquished by: (signature)	Date/Time:
[signature]	9/18/20 8:00
Received by: (signature)	Date/Time:
[signature] 4.3,5.9	9/18/20 2000
Relinquished by: (signature)	Date/Time:
Received by: (signature)	Date/Time:
Relinquished by: (signature)	Date/Time:
Received by: (signature)	Date/Time:

Client Comments: Hold Samples: AG11(5-6)-1, AP13(5-6)-1, AQ15(5-6)-1

Detection Limit Requirements: MA; CT: CT RSR GA PMC, R DEC; Other:

Special Requirements: ☐ MA MCP Required; MCP Certification Form Required; ☑ CT RCP Required; RCP Certification Form Required; ☐ MA State DW Required; PWSID #

Please use the following codes to indicate possible sample concentration within the Conc Code column above: H - High; M - Medium; L - Low; C - Clean; U - Unknown

Project Entity: Government ☐ Municipality ☑ MWRA ☐ WRTA ☐ Federal ☐ 21 J ☐ School ☐ City ☐ Brownfield ☐ MBTA ☐

Other: ☐ Chromatogram ☐ AIHA-LAP,LLC

[1] **Matrix Codes:** GW = Ground Water; WW = Waste Water; DW = Drinking Water; A = Air; S = Soil; SL = Sludge; SOL = Solid; O = Other (please define)

[2] **Preservation Codes:** I = Iced; H = HCL; M = Methanol; N = Nitric Acid; S = Sulfuric Acid; B = Sodium Bisulfate; X = Sodium Hydroxide; T = Sodium Thiosulfate; O = Other (please define)

Lab Comments:

Disclaimer: Con-Test Labs is not responsible for any omitted information on the Chain of Custody. The Chain of Custody is a legal document that must be complete and accurate and is used to determine what analyses the laboratory will perform. Any missing information is not the laboratory's responsibility. Con-Test values your partnership on each project and will try to assist with missing information, but will not be held accountable.

I Have Not Confirmed Sample Container Numbers With Lab Staff Before Relinquishing Over Samples_____

con-test® ANALYTICAL LABORATORY

Doc# 277 Rev 5 2017

Login Sample Receipt Checklist - (Rejection Criteria Listing - Using Acceptance Policy) Any False Statement will be brought to the attention of the Client - State True or False

Client AECOM

Received By [illegible] Date 9/18/20 Time 2000

How were the samples received? In Cooler T No Cooler ____ On Ice T No Ice ____ Direct from Sampling ____ Ambient ____ Melted Ice ____

By Gun # 4 Actual Temp - 4.3, 5.9

Were samples within Temperature? 2-6°C T By Blank # ____ Actual Temp - ____

Was Custody Seal Intact? T Were Samples Tampered with? NA

Was COC Relinquished ? T Does Chain Agree With Samples? T

Are there broken/leaking/loose caps on any samples? F

Is COC in ink/ Legible? T Were samples received within holding time? T

Did COC include all pertinent Information? Client T Analysis T Sampler Name T Project T ID's T Collection Dates/Times T

Are Sample labels filled out and legible? T

Are there Lab to Filters? F Who was notified? ____

Are there Rushes? F Who was notified? ____

Are there Short Holds? F Who was notified? ____

Is there enough Volume? T

Is there Headspace where applicable? T MS/MSD? F

Proper Media/Containers Used? T Is splitting samples required? F

Were trip blanks received? T On COC? F

Do all samples have the proper pH? NA Acid ____ Base ____

Vials	#	Containers:	#		#		#
Unp-		1 Liter Amb.		1 Liter Plastic		16 oz Amb.	
HCL-		500 mL Amb.		500 mL Plastic		8oz Amb/Clear	14
Meoh-	3	250 mL Amb.		250 mL Plastic		4oz Amb/Clear	
Bisulfate-	5	Flashpoint		Col./Bacteria		2oz Amb/Clear	
DI-		Other Glass		Other Plastic		Encore	
Thiosulfate-		SOC Kit		Plastic Bag		Frozen:	
Sulfuric-		Perchlorate		Ziplock			

Unused Media

Vials	#	Containers:	#		#		#
Unp-		1 Liter Amb.		1 Liter Plastic		16 oz Amb.	
HCL-		500 mL Amb.		500 mL Plastic		8oz Amb/Clear	
Meoh-		250 mL Amb.		250 mL Plastic		4oz Amb/Clear	
Bisulfate-		Col./Bacteria		Flashpoint		2oz Amb/Clear	
DI-		Other Plastic		Other Glass		Encore	
Thiosulfate-		SOC Kit		Plastic Bag		Frozen:	
Sulfuric-		Perchlorate		Ziplock			

Comments:

Custody seal was only on trip blanks

REASONABLE CONFIDENCE PROTOCOL
LABORATORY ANALYSIS QA/QC CERTIFICATION FORM

Laboratory Name: Con-Test Analytical Laboratory

Client: AECOM Environment - Rocky Hill, CT

Project Location: Greenwich, CT

Project Number: 20J0701

Laboratory Sample ID(s):

20J0701-01 thru 20J0701-03

Sample Date(s):

09/18/2020

List RCP Methods Used:

SW-846 8082A

1	For each analytical method referenced in this laboratory report package, were all specified QA/QC performance criteria followed, including the requirement to explain any criteria falling outside of acceptable guidelines, as specified in the CTDEP method-specific Reasonable Confidence Protocol documents?	☑ Yes ☐ No
1A	Were the method specified preservation and holding time requirements met?	☐ Yes ☑ No
1B	VPH and EPH Methods only: Was the VPH and EPH method conducted without significant modifications (see Section 11.3 of respective RCP methods)?	☐ Yes ☐ No ☑ N/A
2	Were all samples received by the laboratory in a condition consistent with that described on the associated chain-of-custody document(s)?	☑ Yes ☐ No
3	Were samples received at an appropriate temperature (< 6 degrees C.)?	☑ Yes ☐ No ☐ N/A
4	Were all QA/QC performance criteria specified in the CTDEP Reasonable Confidence Protocol documents achieved?	☐ Yes ☑ No
5A	Were reporting limits specified or referenced on the chain-of-custody?	☑ Yes ☐ No
5B	Were these reporting limits met?	☑ Yes ☐ No
6	For each analytical method referenced in this laboratory report package, were results reported for all constituents identified in the method-specific analyte lists presented in the Reasonable Confidence Protocol documents?	☑ Yes ☐ No
7	Are project-specific matrix spikes and laboratory duplicates included in this data set?	☐ Yes ☑ No

Notes: For all questions to which the response was "No" (with the exception of question #7), additional information must be provided in an attached narrative. If the answer to question #1, #1A, or #1B is "No", the data package does not meet the requirements for "Reasonable Confidence."
This form may not be altered and all questions must be answered.

Tod E. Kopyscinski

I, the undersigned, attest under the pains and penalties of perjury that, to the best of my knowledge and belief and based upon my personal inquiry of those responsible for providing the information contained in this analytical report, such information is accurate and complete.

Authorized Signature: Tod Kopyscinski **Position:** **Laboratory Director**

Printed Name: **Tod E. Kopyscinski** **Date:** **10/22/20**

Name of Laboratory: **Con-Test Analytical Laboratory**

This certification form is to be used for RCP methods only.

con-test® ANALYTICAL LABORATORY
39 Spruce Street * East Longmeadow, MA 01028 * FAX 413/525-6405 * TEL. 413/525-2332

October 23, 2020

Dan Seremet
AECOM Environment - Rocky Hill, CT
500 Enterprise Drive, Suite 1A
Rocky Hill, CT 06067

Project Location: Greenwich, CT
Client Job Number:
Project Number: 60432356
Laboratory Work Order Number: 20J0864

Enclosed are results of analyses for samples received by the laboratory on October 16, 2020. If you have any questions concerning this report, please feel free to contact me.

Sincerely,

Kaitlyn A. Feliciano
Project Manager

Table of Contents

Sample Summary 3

Case Narrative 4

Sample Results 5

20J0864-01 5

Sample Preparation Information 7

QC Data 8

Polychlorinated Biphenyls with 3540 Soxhlet Extraction 8

B268993 8

Dual Column RPD Report 9

Flag/Qualifier Summary 11

Certifications 12

Chain of Custody/Sample Receipt 13

con-test® ANALYTICAL LABORATORY

39 Spruce Street * East Longmeadow, MA 01028 * FAX 413/525-6405 * TEL. 413/525-2332

AECOM Environment - Rocky Hill, CT
500 Enterprise Drive, Suite 1A
Rocky Hill, CT 06067
ATTN: Dan Seremet

REPORT DATE: 10/23/2020

PURCHASE ORDER NUMBER: 99513ACM

PROJECT NUMBER: 60432356

ANALYTICAL SUMMARY

WORK ORDER NUMBER: 20J0864

The results of analyses performed on the following samples submitted to the CON-TEST Analytical Laboratory are found in this report.

PROJECT LOCATION: Greenwich, CT

FIELD SAMPLE #	LAB ID:	MATRIX	SAMPLE DESCRIPTION	TEST	SUB LAB
North-B2 (0-0.25)-1	20J0864-01	Soil		SM 2540G	
				SW-846 8082A	

con-test® ANALYTICAL LABORATORY

39 Spruce Street * East Longmeadow, MA 01028 * FAX 413/525-6405 * TEL. 413/525-2332

CASE NARRATIVE SUMMARY

All reported results are within defined laboratory quality control objectives unless listed below or otherwise qualified in this report.

SW-846 8082A

Qualifications:

H-10

Analysis was requested after the recommended holding time had passed.

Analyte & Samples(s) Qualified:

20J0864-01[North-B2 (0-0.25)-1]

The results of analyses reported only relate to samples submitted to the Con-Test Analytical Laboratory for testing.
I certify that the analyses listed above, unless specifically listed as subcontracted, if any, were performed under my direction according to the approved methodologies listed in this document, and that based upon my inquiry of those individuals immediately responsible for obtaining the information, the material contained in this report is, to the best of my knowledge and belief, accurate and complete.

Lisa A. Worthington
Technical Representative

con-test® ANALYTICAL LABORATORY
39 Spruce Street * East Longmeadow, MA 01028 * FAX 413/525-6405 * TEL. 413/525-2332

Project Location: Greenwich, CT
Sample Description:
Work Order: 20J0864

Date Received: 10/16/2020

Field Sample #: North-B2 (0-0.25)-1
Sampled: 9/22/2020 10:10

Sample ID: 20J0864-01

Sample Matrix: Soil

Sample Flags: H-10

Polychlorinated Biphenyls with 3540 Soxhlet Extraction

Analyte	Results	RL	Units	Dilution	Flag/Qual	Method	Date Prepared	Date/Time Analyzed	Analyst
Aroclor-1016 [1]	ND	0.083	mg/Kg dry	4		SW-846 8082A	10/19/20	10/23/20 12:58	TG
Aroclor-1221 [1]	ND	0.083	mg/Kg dry	4		SW-846 8082A	10/19/20	10/23/20 12:58	TG
Aroclor-1232 [1]	ND	0.083	mg/Kg dry	4		SW-846 8082A	10/19/20	10/23/20 12:58	TG
Aroclor-1242 [1]	ND	0.083	mg/Kg dry	4		SW-846 8082A	10/19/20	10/23/20 12:58	TG
Aroclor-1248 [1]	ND	0.083	mg/Kg dry	4		SW-846 8082A	10/19/20	10/23/20 12:58	TG
Aroclor-1254 [2]	0.10	0.083	mg/Kg dry	4		SW-846 8082A	10/19/20	10/23/20 12:58	TG
Aroclor-1260 [1]	ND	0.083	mg/Kg dry	4		SW-846 8082A	10/19/20	10/23/20 12:58	TG
Aroclor-1262 [1]	ND	0.083	mg/Kg dry	4		SW-846 8082A	10/19/20	10/23/20 12:58	TG
Aroclor-1268 [1]	ND	0.083	mg/Kg dry	4		SW-846 8082A	10/19/20	10/23/20 12:58	TG

Surrogates	% Recovery	Recovery Limits	Flag/Qual	
Decachlorobiphenyl [1]	99.0	30-150		10/23/20 12:58
Decachlorobiphenyl [2]	101	30-150		10/23/20 12:58
Tetrachloro-m-xylene [1]	97.6	30-150		10/23/20 12:58
Tetrachloro-m-xylene [2]	102	30-150		10/23/20 12:58

con-test® ANALYTICAL LABORATORY

39 Spruce Street * East Longmeadow, MA 01028 * FAX 413/525-6405 * TEL. 413/525-2332

Project Location: Greenwich, CT
Sample Description:
Work Order: 20J0864

Date Received: 10/16/2020

Field Sample #: North-B2 (0-0.25)-1
Sampled: 9/22/2020 10:10

Sample ID: 20J0864-01

Sample Matrix: Soil

Conventional Chemistry Parameters by EPA/APHA/SW-846 Methods (Total)

Analyte	Results	RL	Units	Dilution	Flag/Qual	Method	Date Prepared	Date/Time Analyzed	Analyst
% Solids	91.0		% Wt	1		SM 2540G	10/22/20	10/22/20 14:37	js

con-test® ANALYTICAL LABORATORY

39 Spruce Street * East Longmeadow, MA 01028 * FAX 413/525-6405 * TEL. 413/525-2332

Sample Extraction Data

Prep Method: % Solids **Analytical Method: SM 2540G**

Lab Number [Field ID]	Batch	Date
20J0864-01 [North-B2 (0-0.25)-1]	B269248	10/22/20

Prep Method: SW-846 3540C **Analytical Method: SW-846 8082A**

Lab Number [Field ID]	Batch	Initial [g]	Final [mL]	Date
20J0864-01 [North-B2 (0-0.25)-1]	B268993	10.6	10.0	10/19/20

con-test® ANALYTICAL LABORATORY

39 Spruce Street * East Longmeadow, MA 01028 * FAX 413/525-6405 * TEL. 413/525-2332

QUALITY CONTROL

Polychlorinated Biphenyls with 3540 Soxhlet Extraction - Quality Control

Analyte	Result	Reporting Limit	Units	Spike Level	Source Result	%REC	%REC Limits	RPD	RPD Limit	Notes
Batch B268993 - SW-846 3540C										
Blank (B268993-BLK1)				Prepared: 10/19/20 Analyzed: 10/23/20						
Aroclor-1016	ND	0.020	mg/Kg wet							
Aroclor-1016 [2C]	ND	0.020	mg/Kg wet							
Aroclor-1221	ND	0.020	mg/Kg wet							
Aroclor-1221 [2C]	ND	0.020	mg/Kg wet							
Aroclor-1232	ND	0.020	mg/Kg wet							
Aroclor-1232 [2C]	ND	0.020	mg/Kg wet							
Aroclor-1242	ND	0.020	mg/Kg wet							
Aroclor-1242 [2C]	ND	0.020	mg/Kg wet							
Aroclor-1248	ND	0.020	mg/Kg wet							
Aroclor-1248 [2C]	ND	0.020	mg/Kg wet							
Aroclor-1254	ND	0.020	mg/Kg wet							
Aroclor-1254 [2C]	ND	0.020	mg/Kg wet							
Aroclor-1260	ND	0.020	mg/Kg wet							
Aroclor-1260 [2C]	ND	0.020	mg/Kg wet							
Aroclor-1262	ND	0.020	mg/Kg wet							
Aroclor-1262 [2C]	ND	0.020	mg/Kg wet							
Aroclor-1268	ND	0.020	mg/Kg wet							
Aroclor-1268 [2C]	ND	0.020	mg/Kg wet							
Surrogate: Decachlorobiphenyl	*0.212*		mg/Kg wet	0.200		106	30-150			
Surrogate: Decachlorobiphenyl [2C]	*0.197*		mg/Kg wet	0.200		98.5	30-150			
Surrogate: Tetrachloro-m-xylene	*0.187*		mg/Kg wet	0.200		93.4	30-150			
Surrogate: Tetrachloro-m-xylene [2C]	*0.191*		mg/Kg wet	0.200		95.3	30-150			
LCS (B268993-BS1)				Prepared: 10/19/20 Analyzed: 10/23/20						
Aroclor-1016	0.17	0.020	mg/Kg wet	0.200		84.4	40-140			
Aroclor-1016 [2C]	0.17	0.020	mg/Kg wet	0.200		87.2	40-140			
Aroclor-1260	0.17	0.020	mg/Kg wet	0.200		84.9	40-140			
Aroclor-1260 [2C]	0.16	0.020	mg/Kg wet	0.200		82.2	40-140			
Surrogate: Decachlorobiphenyl	*0.202*		mg/Kg wet	0.200		101	30-150			
Surrogate: Decachlorobiphenyl [2C]	*0.195*		mg/Kg wet	0.200		97.6	30-150			
Surrogate: Tetrachloro-m-xylene	*0.172*		mg/Kg wet	0.200		85.9	30-150			
Surrogate: Tetrachloro-m-xylene [2C]	*0.178*		mg/Kg wet	0.200		88.8	30-150			
LCS Dup (B268993-BSD1)				Prepared: 10/19/20 Analyzed: 10/23/20						
Aroclor-1016	0.16	0.020	mg/Kg wet	0.200		82.2	40-140	2.57	30	
Aroclor-1016 [2C]	0.17	0.020	mg/Kg wet	0.200		87.1	40-140	0.0791	30	
Aroclor-1260	0.17	0.020	mg/Kg wet	0.200		83.2	40-140	2.09	30	
Aroclor-1260 [2C]	0.16	0.020	mg/Kg wet	0.200		80.6	40-140	2.04	30	
Surrogate: Decachlorobiphenyl	*0.195*		mg/Kg wet	0.200		97.3	30-150			
Surrogate: Decachlorobiphenyl [2C]	*0.188*		mg/Kg wet	0.200		93.9	30-150			
Surrogate: Tetrachloro-m-xylene	*0.174*		mg/Kg wet	0.200		87.0	30-150			
Surrogate: Tetrachloro-m-xylene [2C]	*0.180*		mg/Kg wet	0.200		89.8	30-150			

con-test® ANALYTICAL LABORATORY

39 Spruce Street * East Longmeadow, MA 01028 * FAX 413/525-6405 * TEL. 413/525-2332

IDENTIFICATION SUMMARY FOR SINGLE COMPONENT ANALYTES

SW-846 8082A

LCS

Lab Sample ID: B268993-BS1 Date(s) Analyzed: 10/23/2020 10/23/2020

Instrument ID (1): ECD4 Instrument ID (2): ECD4

GC Column (1): ID: (mm) GC Column (2): ID: (mm)

ANALYTE	COL	RT	RT WINDOW		CONCENTRATION	%RPD
			FROM	TO		
Aroclor-1016	1	0.000	-0.030	0.030	0.17	
	2	0.000	-0.030	0.030	0.17	0.0
Aroclor-1260	1	0.000	-0.030	0.030	0.17	
	2	0.000	-0.030	0.030	0.16	6.1

con-test® ANALYTICAL LABORATORY

39 Spruce Street * East Longmeadow, MA 01028 * FAX 413/525-6405 * TEL. 413/525-2332

IDENTIFICATION SUMMARY FOR SINGLE COMPONENT ANALYTES

SW-846 8082A

LCS Dup

Lab Sample ID: B268993-BSD1 Date(s) Analyzed: 10/23/2020 10/23/2020

Instrument ID (1): ECD4 Instrument ID (2): ECD4

GC Column (1): ID: (mm) GC Column (2): ID: (mm)

ANALYTE	COL	RT	RT WINDOW		CONCENTRATION	%RPD
			FROM	TO		
Aroclor-1016	1	0.000	-0.030	0.030	0.16	
	2	0.000	-0.030	0.030	0.17	6.1
Aroclor-1260	1	0.000	-0.030	0.030	0.17	
	2	0.000	-0.030	0.030	0.16	6.1

con-test® ANALYTICAL LABORATORY

39 Spruce Street * East Longmeadow, MA 01028 * FAX 413/525-6405 * TEL. 413/525-2332

FLAG/QUALIFIER SUMMARY

*	QC result is outside of established limits.
†	Wide recovery limits established for difficult compound.
‡	Wide RPD limits established for difficult compound.
#	Data exceeded client recommended or regulatory level
ND	Not Detected
RL	Reporting Limit is at the level of quantitation (LOQ)
DL	Detection Limit is the lower limit of detection determined by the MDL study
MCL	Maximum Contaminant Level
	Percent recoveries and relative percent differences (RPDs) are determined by the software using values in the calculation which have not been rounded.
	No results have been blank subtracted unless specified in the case narrative section.
H-10	Analysis was requested after the recommended holding time had passed.

39 Spruce Street * East Longmeadow, MA 01028 * FAX 413/525-6405 * TEL. 413/525-2332

CERTIFICATIONS

Certified Analyses included in this Report

Analyte	Certifications
SW-846 8082A in Soil	
Aroclor-1016	CT,NH,NY,ME,NC,VA,PA
Aroclor-1016 [2C]	CT,NH,NY,ME,NC,VA,PA
Aroclor-1221	CT,NH,NY,ME,NC,VA,PA
Aroclor-1221 [2C]	CT,NH,NY,ME,NC,VA,PA
Aroclor-1232	CT,NH,NY,ME,NC,VA,PA
Aroclor-1232 [2C]	CT,NH,NY,ME,NC,VA,PA
Aroclor-1242	CT,NH,NY,ME,NC,VA,PA
Aroclor-1242 [2C]	CT,NH,NY,ME,NC,VA,PA
Aroclor-1248	CT,NH,NY,ME,NC,VA,PA
Aroclor-1248 [2C]	CT,NH,NY,ME,NC,VA,PA
Aroclor-1254	CT,NH,NY,ME,NC,VA,PA
Aroclor-1254 [2C]	CT,NH,NY,ME,NC,VA,PA
Aroclor-1260	CT,NH,NY,ME,NC,VA,PA
Aroclor-1260 [2C]	CT,NH,NY,ME,NC,VA,PA
Aroclor-1262	NY,NC,VA,PA
Aroclor-1262 [2C]	NY,NC,VA,PA
Aroclor-1268	NY,NC,VA,PA
Aroclor-1268 [2C]	NY,NC,VA,PA

The CON-TEST Environmental Laboratory operates under the following certifications and accreditations:

Code	Description	Number	Expires
AIHA	AIHA-LAP, LLC - ISO17025:2017	100033	03/1/2022
MA	Massachusetts DEP	M-MA100	06/30/2021
CT	Connecticut Department of Publilc Health	PH-0567	09/30/2021
NY	New York State Department of Health	10899 NELAP	04/1/2021
NH-S	New Hampshire Environmental Lab	2516 NELAP	02/5/2021
RI	Rhode Island Department of Health	LAO00112	12/30/2020
NC	North Carolina Div. of Water Quality	652	12/31/2020
NJ	New Jersey DEP	MA007 NELAP	06/30/2021
FL	Florida Department of Health	E871027 NELAP	06/30/2021
VT	Vermont Department of Health Lead Laboratory	LL015036	07/30/2021
ME	State of Maine	2011028	06/9/2021
VA	Commonwealth of Virginia	460217	12/14/2020
NH-P	New Hampshire Environmental Lab	2557 NELAP	09/6/2021
VT-DW	Vermont Department of Health Drinking Water	VT-255716	06/12/2021
NC-DW	North Carolina Department of Health	25703	07/31/2021
PA	Commonwealth of Pennsylvania DEP	68-05812	06/30/2021
MI	Dept. of Env, Great Lakes, and Energy	9100	09/6/2021

20J0864

20I1122

con-test ANALYTICAL LABORATORY

Phone: 413-525-2332
Fax: 413-525-6405
Email: info@contestlabs.com

http://www.contestlabs.com

CHAIN OF CUSTODY RECORD

39 Spruce Street
East Longmeadow, MA 01028

Doc # 381 Rev 2_06262019

Page 1 of 2

Company Name:	AECOM
Address:	500 Enterprise Drive, 1A, Rocky Hill, CT 06067
Phone:	860-263-5781
Project Name:	Greenwich High School
Project Location:	Greenwich, CT
Project Number:	60432356
Project Manager:	Kaitlyn Feliciano
Con-Test Quote Name/Number:	Q-20191217
Invoice Recipient:	Dan Seremet, E. Doerfler
Sampled By:	C. Hayden

Requested Turnaround Time: 7-Day ☑ 10-Day ☐ PFAS 10-Day (std) ☐ Due Date:

Rush-Approval Required: 1-Day ☐ 3-Day ☐ 2-Day ☐ 4-Day ☐

Dissolved Metals Samples: ○ Field Filtered ○ Lab to Filter

Orthophosphate Samples: ○ Field Filtered ○ Lab to Filter

Data Delivery: Format: PDF ☑ EXCEL ☑ Other: EDD - EQuis
CLP Like Data Pkg Required: ☐
Email To: elizabeth.doerfler@aecom.com, dan.seremet@aecom.com
Fax To #:

PCB ONLY
SOXHLET ☑
NON SOXHLET ☐

ANALYSIS REQUESTED

Con-Test Work Order#	Client Sample ID / Description	Beginning Date/Time	Ending Date/Time	COMP/GRAB	[1]Matrix Code	Conc Code	VIALS	GLASS	PLASTIC	BACTERIA	ENCORE	PCBs 8082	PAHs	ETPH	Metals
01	North-B1(0-0.25)-1	9.22.20	0720	GRAB	S	U		1				X			
	North-B1(0.5-1)-1		0725					4				X	X	X	X
	North-B1(2-3)-1		0755					4				X	X	X	X
	AL19(0.5-2.0)-1		0845					1				X			
	North-B4(2-4)-1		0945					4				X	X	X	X
	North-B4(2-4)-2		0950					4				X	X	X	X
	Central-B3(1-15)-1		1000					2					X	X	
02	North-B2(0-0.25)-1		1010					1				X			
	North-B2(0.5-1)-1		1020					4				X	X	X	X
	North-B2(2-3)-1		1030					5				X	X	X	X

[2] Preservation Code

Courier Use Only
Total Number Of:
VIALS_____
GLASS_____
PLASTIC_____
BACTERIA_____
ENCORE_____

Glassware in the fridge? Y / N
Glassware in freezer? Y / N
Prepackaged Cooler? Y / N

*Contest is not responsible for missing samples from prepacked coolers

[1] **Matrix Codes:**
GW = Ground Water
WW = Waste Water
DW = Drinking Water
A = Air
S = Soil
SL = Sludge
SOL = Solid
O = Other (please define)

[2] **Preservation Codes:**
I = Iced
H = HCL
M = Methanol
N = Nitric Acid
S = Sulfuric Acid
B = Sodium Bisulfate
X = Sodium Hydroxide
T = Sodium Thiosulfate
O = Other (please define)

Relinquished by: (signature)	Date/Time:
C Hayden	9.22.20
Received by: (signature)	Date/Time:
[illegible]	9/22/20 1:57
Relinquished by: (signature)	Date/Time:
[illegible]	9/22/20 1:55
Received by: (signature)	Date/Time:
[illegible]	9/22/20 1755
Relinquished by: (signature)	Date/Time:
Received by: (signature)	Date/Time:
Relinquished by: (signature)	Date/Time:
Received by: (signature)	Date/Time:

Client Comments: Hold Samples: "North-B1 (0-0.25)" "North-B2 (0-0.25)" "North-B3 (0-0.25)"
Note: ~~Central~~ "North-B2 (2-3)-1" = MS/MSD

Detection Limit Requirements
MA
CT — CT RSR GA PMC, R DEC
Other:

Special Requirements
☐ MA MCP Required
MCP Certification Form Required
☑ CT RCP Required
RCP Certification Form Required
☐ MA State DW Required
PWSID #

Please use the following codes to indicate possible sample concentration within the Conc Code column above:
H - High; M - Medium; L - Low; C - Clean; U - Unknown

Project Entity
Government ☐ Municipality ☑ MWRA ☐ WRTA ☐
Federal ☐ 21 J ☐ School ☐
City ☐ Brownfield ☐ MBTA ☐

Other
☐ Chromatogram
☐ AIHA-LAP,LLC

Lab Comments:
per client run 8082 sox on sample -01 10/16/2020 KF

Disclaimer: Con-Test Labs is not responsible for any omitted information on the Chain of Custody. The Chain of Custody is a legal document that must be complete and accurate and is used to determine wha analyses the laboratory will perform. Any missing information is not the laboratory's responsibility. Co Test values your partnership on each project and will try to assist with missing information, but will no be held accountable.

Table of Contents

20I1122

con-test ANALYTICAL LABORATORY

Phone: 413-525-2332
Fax: 413-525-6405
Email: info@contestlabs.com

http://www.contestlabs.com

CHAIN OF CUSTODY RECORD

39 Spruce Street
East Longmeadow, MA 01028

Doc # 381 Rev 2_06262019

Page 2 of 2

Company Name:	AECOM
Address:	500 Enterprise Drive, 1A, Rocky Hill, CT 06067
Phone:	860-263-5781
Project Name:	Greenwich High School
Project Location:	Greenwich, CT
Project Number:	60432356
Project Manager:	Kaitlyn Feliciano
Con-Test Quote Name/Number:	Q-20191217
Invoice Recipient:	Dan Seremet, E. Doerfler
Sampled By:	C. Hayden

Requested Turnaround Time
7-Day ☑ 10-Day ☐
PFAS 10-Day (std) ☐ Due Date:

Rush-Approval Required
1-Day ☐ 3-Day ☐
2-Day ☐ 4-Day ☐

Data Delivery
Format: PDF ☑ EXCEL ☑
Other: EDD - EQuis
CLP Like Data Pkg Required: ☐
Email To: elizabeth.doerfler@aecom.com, dan.seremet@aecom.com
Fax To #:

Dissolved Metals Samples
○ Field Filtered
○ Lab to Filter

Orthophosphate Samples
○ Field Filtered
○ Lab to Filter

PCB ONLY
SOXHLET ☑
NON SOXHLET ☐

ANALYSIS REQUESTED

Con-Test Work Order#	Client Sample ID / Description	Beginning Date/Time	Ending Date/Time	COMP/GRAB	[1]Matrix Code	Conc Code	VIALS	GLASS	PLASTIC	BACTERIA	ENCORE	PCBs 8082	PAHs	ETPH	Metals
	~~North-B3(0-3)-1~~			GRAB	S	U			9-22-20						
	North-B3(2-3)-1	9.22.20	1050	GRAB	S	U		4				X	X	X	X
3	North-B3(0-0.25)-1	↓	1100	↓	S	U		1				X			
	North-B3(0.5-1)-1	↓	1115	↓	S	U		4				X	X	X	X

[2] Preservation Code

Courier Use Only
Total Number Of:
VIALS_____
GLASS_____
PLASTIC_____
BACTERIA_____
ENCORE_____

Glassware in the fridge? Y / N
Glassware in freezer? Y / N
Prepackaged Cooler? Y / N
*Contest is not responsible for missing samples from prepacked coolers

[1] **Matrix Codes:**
GW = Ground Water
WW = Waste Water
DW = Drinking Water
A = Air
S = Soil
SL = Sludge
SOL = Solid
O = Other (please define)

[2] **Preservation Codes:**
I = Iced
H = HCL
M = Methanol
N = Nitric Acid
S = Sulfuric Acid
B = Sodium Bisulfate
X = Sodium Hydroxide
T = Sodium Thiosulfate
O = Other (please define)

Relinquished by: (signature)	Date/Time:
C Hayden	9.22.20
Received by: (signature)	Date/Time:
[signature]	9/22/20 1:57
Relinquished by: (signature)	Date/Time:
[signature]	9/22/20 1:5
Received by: (signature)	Date/Time:
[signature] 20	9/22/20 1955
Relinquished by: (signature)	Date/Time:
Received by: (signature)	Date/Time:
Relinquished by: (signature)	Date/Time:
Received by: (signature)	Date/Time:

Client Comments:
Hold Samples: "North-B3(0-0.25)-1"

Detection Limit Requirements
MA
CT CT RSR GA PMC, R DEC
Other:

Special Requirements
☐ MA MCP Required
MCP Certification Form Required
☑ CT RCP Required
RCP Certification Form Required
☐ MA State DW Required
PWSID #

Please use the following codes to indicate possible sample concentration within the Conc Code column above:
H - High; M - Medium; L - Low; C - Clean; U - Unknown

Project Entity
Government ☐ Municipality ☑ MWRA ☐ WRTA ☐
Federal ☐ 21 J ☐ School ☐
City ☐ Brownfield ☐ MBTA ☐

Other
☐ Chromatogram
☐ AIHA-LAP,LLC

Lab Comments:

Disclaimer: Con-Test Labs is not responsible for any omitted information on the Chain of Custody. The Chain of Custody is a legal document that must be complete and accurate and is used to determine wha analyses the laboratory will perform. Any missing information is not the laboratory's responsibility. Cor Test values your partnership on each project and will try to assist with missing information, but will not be held accountable.

Table of Contents

I Have Not Confirmed Sample Container Numbers With Lab Staff Before Relinquishing Over Samples_____

con-test® ANALYTICAL LABORATORY

Doc# 277 Rev 5 2017

Login Sample Receipt Checklist - (Rejection Criteria Listing - Using Acceptance Policy) Any False Statement will be brought to the attention of the Client - State True or False

Client AECOM

Received By [illegible] Date 9/22/20 Time 1955

How were the samples received? In Cooler T No Cooler ____ On Ice T No Ice ____
Direct from Sampling ____ Ambient ____ Melted Ice ____

Were samples within Temperature? 2-6°C T By Gun # 4 Actual Temp - 20
By Blank # ____ Actual Temp - ____

Was Custody Seal Intact? NA Were Samples Tampered with? NA
Was COC Relinquished ? T Does Chain Agree With Samples? T
Are there broken/leaking/loose caps on any samples? F
Is COC in ink/ Legible? T Were samples received within holding time? T
Did COC include all pertinent Information? Client T Analysis T Sampler Name T
Project T ID's T Collection Dates/Times T
Are Sample labels filled out and legible? T
Are there Lab to Filters? F Who was notified? ____
Are there Rushes? F Who was notified? ____
Are there Short Holds? F Who was notified? ____
Is there enough Volume? T
Is there Headspace where applicable? N/A MS/MSD? F
Proper Media/Containers Used? T Is splitting samples required? F
Were trip blanks received? F On COC? F
Do all samples have the proper pH? NA Acid ____ Base ____

Vials	#	Containers:	#		#		#
Unp-		1 Liter Amb.		1 Liter Plastic		16 oz Amb.	
HCL-		500 mL Amb.		500 mL Plastic		8oz Amb/Clear	3
Meoh-		250 mL Amb.		250 mL Plastic		4oz Amb/Clear	
Bisulfate-		Flashpoint		Col./Bacteria		2oz Amb/Clear	
DI-		Other Glass		Other Plastic		Encore	
Thiosulfate-		SOC Kit		Plastic Bag		Frozen:	
Sulfuric-		Perchlorate		Ziplock			

Unused Media

Vials	#	Containers:	#		#		#
Unp-		1 Liter Amb.		1 Liter Plastic		16 oz Amb.	
HCL-		500 mL Amb.		500 mL Plastic		8oz Amb/Clear	
Meoh-		250 mL Amb.		250 mL Plastic		4oz Amb/Clear	
Bisulfate-		Col./Bacteria		Flashpoint		2oz Amb/Clear	
DI-		Other Plastic		Other Glass		Encore	
Thiosulfate-		SOC Kit		Plastic Bag		Frozen:	
Sulfuric-		Perchlorate		Ziplock			

Comments:

REASONABLE CONFIDENCE PROTOCOL
LABORATORY ANALYSIS QA/QC CERTIFICATION FORM

Laboratory Name: Con-Test Analytical Laboratory

Client: AECOM Environment - Rocky Hill, CT

Project Location: Greenwich, CT

Project Number: 20J0864

Laboratory Sample ID(s):

20J0864-01

Sample Date(s):

09/22/2020

List RCP Methods Used:

SW-846 8082A

1	For each analytical method referenced in this laboratory report package, were all specified QA/QC performance criteria followed, including the requirement to explain any criteria falling outside of acceptable guidelines, as specified in the CTDEP method-specific Reasonable Confidence Protocol documents?	☑ Yes ☐ No
1A	Were the method specified preservation and holding time requirements met?	☐ Yes ☑ No
1B	VPH and EPH Methods only: Was the VPH and EPH method conducted without significant modifications (see Section 11.3 of respective RCP methods)?	☐ Yes ☐ No ☑ N/A
2	Were all samples received by the laboratory in a condition consistent with that described on the associated chain-of-custody document(s)?	☐ Yes ☑ No
3	Were samples received at an appropriate temperature (< 6 degrees C.)?	☑ Yes ☐ No ☐ N/A
4	Were all QA/QC performance criteria specified in the CTDEP Reasonable Confidence Protocol documents achieved?	☑ Yes ☐ No
5A	Were reporting limits specified or referenced on the chain-of-custody?	☑ Yes ☐ No
5B	Were these reporting limits met?	☑ Yes ☐ No
6	For each analytical method referenced in this laboratory report package, were results reported for all constituents identified in the method-specific analyte lists presented in the Reasonable Confidence Protocol documents?	☑ Yes ☐ No
7	Are project-specific matrix spikes and laboratory duplicates included in this data set?	☐ Yes ☑ No

Notes: For all questions to which the response was "No" (with the exception of question #7), additional information must be provided in an attached narrative. If the answer to question #1, #1A, or #1B is "No", the data package does not meet the requirements for "Reasonable Confidence."
This form may not be altered and all questions must be answered.

Lisa A. Worthington

I, the undersigned, attest under the pains and penalties of perjury that, to the best of my knowledge and belief and based upon my personal inquiry of those responsible for providing the information contained in this analytical report, such information is accurate and complete.

Authorized Signature: Lisa Worthington **Position:** **Technical Representative**

Printed Name: **Lisa A. Worthington** **Date:** **10/23/20**

Name of Laboratory: **Con-Test Analytical Laboratory**

This certification form is to be used for RCP methods only.

con-test® ANALYTICAL LABORATORY
39 Spruce Street * East Longmeadow, MA 01028 * FAX 413/525-6405 * TEL. 413/525-2332

October 23, 2020

Dan Seremet
AECOM Environment - Rocky Hill, CT
500 Enterprise Drive, Suite 1A
Rocky Hill, CT 06067

Project Location: Greenwich, CT
Client Job Number:
Project Number: 60432356
Laboratory Work Order Number: 20J0867

Enclosed are results of analyses for samples received by the laboratory on October 16, 2020. If you have any questions concerning this report, please feel free to contact me.

Sincerely,

Kaitlyn A. Feliciano
Project Manager

Table of Contents

Sample Summary 3

Case Narrative 4

Sample Results 5

20J0867-01 5

20J0867-02 7

Sample Preparation Information 9

QC Data 10

Polychlorinated Biphenyls with 3540 Soxhlet Extraction 10

B268993 10

Dual Column RPD Report 11

Flag/Qualifier Summary 15

Certifications 16

Chain of Custody/Sample Receipt 17

con-test® ANALYTICAL LABORATORY

39 Spruce Street * East Longmeadow, MA 01028 * FAX 413/525-6405 * TEL. 413/525-2332

AECOM Environment - Rocky Hill, CT
500 Enterprise Drive, Suite 1A
Rocky Hill, CT 06067
ATTN: Dan Seremet

REPORT DATE: 10/23/2020

PURCHASE ORDER NUMBER: 99513ACM

PROJECT NUMBER: 60432356

ANALYTICAL SUMMARY

WORK ORDER NUMBER: 20J0867

The results of analyses performed on the following samples submitted to the CON-TEST Analytical Laboratory are found in this report.

PROJECT LOCATION: Greenwich, CT

FIELD SAMPLE #	LAB ID:	MATRIX	SAMPLE DESCRIPTION	TEST	SUB LAB
AF12 (5-6)-1	20J0867-01	Soil		SM 2540G	
				SW-846 8082A	
AH12 (5-6)-1	20J0867-02	Soil		SM 2540G	
				SW-846 8082A	

con-test® ANALYTICAL LABORATORY

39 Spruce Street * East Longmeadow, MA 01028 * FAX 413/525-6405 * TEL. 413/525-2332

CASE NARRATIVE SUMMARY

All reported results are within defined laboratory quality control objectives unless listed below or otherwise qualified in this report.

SW-846 8082A

Qualifications:

H-10

Analysis was requested after the recommended holding time had passed.

Analyte & Samples(s) Qualified:

20J0867-01[AF12 (5-6)-1], 20J0867-02[AH12 (5-6)-1]

S-01

The surrogate recovery for this sample is not available due to sample dilution below the surrogate reporting limit required from high analyte concentration and/or matrix interferences.

Analyte & Samples(s) Qualified:

Decachlorobiphenyl
20J0867-01[AF12 (5-6)-1], 20J0867-02[AH12 (5-6)-1]

Decachlorobiphenyl [2C]
20J0867-01[AF12 (5-6)-1], 20J0867-02[AH12 (5-6)-1]

Tetrachloro-m-xylene
20J0867-01[AF12 (5-6)-1], 20J0867-02[AH12 (5-6)-1]

Tetrachloro-m-xylene [2C]
20J0867-01[AF12 (5-6)-1], 20J0867-02[AH12 (5-6)-1]

The results of analyses reported only relate to samples submitted to the Con-Test Analytical Laboratory for testing.
I certify that the analyses listed above, unless specifically listed as subcontracted, if any, were performed under my direction according to the approved methodologies listed in this document, and that based upon my inquiry of those individuals immediately responsible for obtaining the information, the material contained in this report is, to the best of my knowledge and belief, accurate and complete.

Lisa A. Worthington
Technical Representative

con-test® ANALYTICAL LABORATORY
39 Spruce Street * East Longmeadow, MA 01028 * FAX 413/525-6405 * TEL. 413/525-2332

Project Location: Greenwich, CT
Sample Description:
Work Order: 20J0867

Date Received: 10/16/2020

Field Sample #: AF12 (5-6)-1
Sampled: 9/18/2020 13:51

Sample ID: 20J0867-01

Sample Matrix: Soil

Sample Flags: H-10

Polychlorinated Biphenyls with 3540 Soxhlet Extraction

Analyte	Results	RL	Units	Dilution	Flag/Qual	Method	Date Prepared	Date/Time Analyzed	Analyst
Aroclor-1016 [1]	ND	240	mg/Kg dry	10000		SW-846 8082A	10/19/20	10/23/20 14:22	TG
Aroclor-1221 [1]	ND	240	mg/Kg dry	10000		SW-846 8082A	10/19/20	10/23/20 14:22	TG
Aroclor-1232 [1]	ND	240	mg/Kg dry	10000		SW-846 8082A	10/19/20	10/23/20 14:22	TG
Aroclor-1242 [2]	ND	240	mg/Kg dry	10000		SW-846 8082A	10/19/20	10/23/20 14:22	TG
Aroclor-1248 [2]	970	240	mg/Kg dry	10000		SW-846 8082A	10/19/20	10/23/20 14:22	TG
Aroclor-1254 [1]	ND	240	mg/Kg dry	10000		SW-846 8082A	10/19/20	10/23/20 14:22	TG
Aroclor-1260 [1]	ND	240	mg/Kg dry	10000		SW-846 8082A	10/19/20	10/23/20 14:22	TG
Aroclor-1262 [1]	ND	240	mg/Kg dry	10000		SW-846 8082A	10/19/20	10/23/20 14:22	TG
Aroclor-1268 [1]	ND	240	mg/Kg dry	10000		SW-846 8082A	10/19/20	10/23/20 14:22	TG

Surrogates	% Recovery	Recovery Limits	Flag/Qual	
Decachlorobiphenyl [1]	*	30-150	S-01	10/23/20 14:22
Decachlorobiphenyl [2]	*	30-150	S-01	10/23/20 14:22
Tetrachloro-m-xylene [1]	*	30-150	S-01	10/23/20 14:22
Tetrachloro-m-xylene [2]	*	30-150	S-01	10/23/20 14:22

con-test® ANALYTICAL LABORATORY

39 Spruce Street * East Longmeadow, MA 01028 * FAX 413/525-6405 * TEL. 413/525-2332

Project Location: Greenwich, CT | Sample Description: | Work Order: 20J0867

Date Received: 10/16/2020

Field Sample #: AF12 (5-6)-1 | Sampled: 9/18/2020 13:51

Sample ID: 20J0867-01

Sample Matrix: Soil

Conventional Chemistry Parameters by EPA/APHA/SW-846 Methods (Total)

Analyte	Results	RL	Units	Dilution	Flag/Qual	Method	Date Prepared	Date/Time Analyzed	Analyst
% Solids	80.1		% Wt	1		SM 2540G	10/22/20	10/22/20 14:38	js

con-test® ANALYTICAL LABORATORY
39 Spruce Street * East Longmeadow, MA 01028 * FAX 413/525-6405 * TEL. 413/525-2332

Project Location: Greenwich, CT
Sample Description:
Work Order: 20J0867
Date Received: 10/16/2020
Field Sample #: AH12 (5-6)-1
Sampled: 9/18/2020 14:12
Sample ID: 20J0867-02
Sample Matrix: Soil
Sample Flags: H-10

Polychlorinated Biphenyls with 3540 Soxhlet Extraction

Analyte	Results	RL	Units	Dilution	Flag/Qual	Method	Date Prepared	Date/Time Analyzed	Analyst
Aroclor-1016 [1]	ND	9.1	mg/Kg dry	400		SW-846 8082A	10/19/20	10/23/20 14:35	TG
Aroclor-1221 [1]	ND	9.1	mg/Kg dry	400		SW-846 8082A	10/19/20	10/23/20 14:35	TG
Aroclor-1232 [1]	ND	9.1	mg/Kg dry	400		SW-846 8082A	10/19/20	10/23/20 14:35	TG
Aroclor-1242 [2]	ND	9.1	mg/Kg dry	400		SW-846 8082A	10/19/20	10/23/20 14:35	TG
Aroclor-1248 [2]	59	9.1	mg/Kg dry	400		SW-846 8082A	10/19/20	10/23/20 14:35	TG
Aroclor-1254 [1]	ND	9.1	mg/Kg dry	400		SW-846 8082A	10/19/20	10/23/20 14:35	TG
Aroclor-1260 [1]	ND	9.1	mg/Kg dry	400		SW-846 8082A	10/19/20	10/23/20 14:35	TG
Aroclor-1262 [1]	ND	9.1	mg/Kg dry	400		SW-846 8082A	10/19/20	10/23/20 14:35	TG
Aroclor-1268 [1]	ND	9.1	mg/Kg dry	400		SW-846 8082A	10/19/20	10/23/20 14:35	TG

Surrogates	% Recovery	Recovery Limits	Flag/Qual	
Decachlorobiphenyl [1]	*	30-150	S-01	10/23/20 14:35
Decachlorobiphenyl [2]	*	30-150	S-01	10/23/20 14:35
Tetrachloro-m-xylene [1]	*	30-150	S-01	10/23/20 14:35
Tetrachloro-m-xylene [2]	*	30-150	S-01	10/23/20 14:35

con-test® ANALYTICAL LABORATORY
39 Spruce Street * East Longmeadow, MA 01028 * FAX 413/525-6405 * TEL. 413/525-2332

Project Location: Greenwich, CT
Sample Description:
Work Order: 20J0867
Date Received: 10/16/2020
Field Sample #: AH12 (5-6)-1
Sampled: 9/18/2020 14:12
Sample ID: 20J0867-02
Sample Matrix: Soil

Conventional Chemistry Parameters by EPA/APHA/SW-846 Methods (Total)

Analyte	Results	RL	Units	Dilution	Flag/Qual	Method	Date Prepared	Date/Time Analyzed	Analyst
% Solids	84.2		% Wt	1		SM 2540G	10/22/20	10/22/20 14:38	js

con-test® ANALYTICAL LABORATORY

39 Spruce Street * East Longmeadow, MA 01028 * FAX 413/525-6405 * TEL. 413/525-2332

Sample Extraction Data

Prep Method: % Solids **Analytical Method: SM 2540G**

Lab Number [Field ID]	Batch	Date
20J0867-01 [AF12 (5-6)-1]	B269248	10/22/20
20J0867-02 [AH12 (5-6)-1]	B269248	10/22/20

Prep Method: SW-846 3540C **Analytical Method: SW-846 8082A**

Lab Number [Field ID]	Batch	Initial [g]	Final [mL]	Date
20J0867-01 [AF12 (5-6)-1]	B268993	10.2	10.0	10/19/20
20J0867-02 [AH12 (5-6)-1]	B268993	10.4	10.0	10/19/20

con-test® ANALYTICAL LABORATORY

39 Spruce Street * East Longmeadow, MA 01028 * FAX 413/525-6405 * TEL. 413/525-2332

QUALITY CONTROL

Polychlorinated Biphenyls with 3540 Soxhlet Extraction - Quality Control

Analyte	Result	Reporting Limit	Units	Spike Level	Source Result	%REC	%REC Limits	RPD	RPD Limit	Notes
Batch B268993 - SW-846 3540C										
Blank (B268993-BLK1)				Prepared: 10/19/20 Analyzed: 10/23/20						
Aroclor-1016	ND	0.020	mg/Kg wet							
Aroclor-1016 [2C]	ND	0.020	mg/Kg wet							
Aroclor-1221	ND	0.020	mg/Kg wet							
Aroclor-1221 [2C]	ND	0.020	mg/Kg wet							
Aroclor-1232	ND	0.020	mg/Kg wet							
Aroclor-1232 [2C]	ND	0.020	mg/Kg wet							
Aroclor-1242	ND	0.020	mg/Kg wet							
Aroclor-1242 [2C]	ND	0.020	mg/Kg wet							
Aroclor-1248	ND	0.020	mg/Kg wet							
Aroclor-1248 [2C]	ND	0.020	mg/Kg wet							
Aroclor-1254	ND	0.020	mg/Kg wet							
Aroclor-1254 [2C]	ND	0.020	mg/Kg wet							
Aroclor-1260	ND	0.020	mg/Kg wet							
Aroclor-1260 [2C]	ND	0.020	mg/Kg wet							
Aroclor-1262	ND	0.020	mg/Kg wet							
Aroclor-1262 [2C]	ND	0.020	mg/Kg wet							
Aroclor-1268	ND	0.020	mg/Kg wet							
Aroclor-1268 [2C]	ND	0.020	mg/Kg wet							
Surrogate: Decachlorobiphenyl	*0.212*		mg/Kg wet	0.200		106	30-150			
Surrogate: Decachlorobiphenyl [2C]	*0.197*		mg/Kg wet	0.200		98.5	30-150			
Surrogate: Tetrachloro-m-xylene	*0.187*		mg/Kg wet	0.200		93.4	30-150			
Surrogate: Tetrachloro-m-xylene [2C]	*0.191*		mg/Kg wet	0.200		95.3	30-150			
LCS (B268993-BS1)				Prepared: 10/19/20 Analyzed: 10/23/20						
Aroclor-1016	0.17	0.020	mg/Kg wet	0.200		84.4	40-140			
Aroclor-1016 [2C]	0.17	0.020	mg/Kg wet	0.200		87.2	40-140			
Aroclor-1260	0.17	0.020	mg/Kg wet	0.200		84.9	40-140			
Aroclor-1260 [2C]	0.16	0.020	mg/Kg wet	0.200		82.2	40-140			
Surrogate: Decachlorobiphenyl	*0.202*		mg/Kg wet	0.200		101	30-150			
Surrogate: Decachlorobiphenyl [2C]	*0.195*		mg/Kg wet	0.200		97.6	30-150			
Surrogate: Tetrachloro-m-xylene	*0.172*		mg/Kg wet	0.200		85.9	30-150			
Surrogate: Tetrachloro-m-xylene [2C]	*0.178*		mg/Kg wet	0.200		88.8	30-150			
LCS Dup (B268993-BSD1)				Prepared: 10/19/20 Analyzed: 10/23/20						
Aroclor-1016	0.16	0.020	mg/Kg wet	0.200		82.2	40-140	2.57	30	
Aroclor-1016 [2C]	0.17	0.020	mg/Kg wet	0.200		87.1	40-140	0.0791	30	
Aroclor-1260	0.17	0.020	mg/Kg wet	0.200		83.2	40-140	2.09	30	
Aroclor-1260 [2C]	0.16	0.020	mg/Kg wet	0.200		80.6	40-140	2.04	30	
Surrogate: Decachlorobiphenyl	*0.195*		mg/Kg wet	0.200		97.3	30-150			
Surrogate: Decachlorobiphenyl [2C]	*0.188*		mg/Kg wet	0.200		93.9	30-150			
Surrogate: Tetrachloro-m-xylene	*0.174*		mg/Kg wet	0.200		87.0	30-150			
Surrogate: Tetrachloro-m-xylene [2C]	*0.180*		mg/Kg wet	0.200		89.8	30-150			

con-test® ANALYTICAL LABORATORY

39 Spruce Street * East Longmeadow, MA 01028 * FAX 413/525-6405 * TEL. 413/525-2332

IDENTIFICATION SUMMARY FOR SINGLE COMPONENT ANALYTES

SW-846 8082A

AF12 (5-6)-1

Lab Sample ID: 20J0867-01

Date(s) Analyzed: 10/23/2020 10/23/2020

Instrument ID (1): ECD4

Instrument ID (2): ECD4

GC Column (1): ID: (mm)

GC Column (2): ID: (mm)

ANALYTE	COL	RT	RT WINDOW		CONCENTRATION	%RPD
			FROM	TO		
Aroclor-1248	1	0.000	-0.030	0.030	880	
	2	0.000	-0.030	0.030	970	9.7

con-test® ANALYTICAL LABORATORY

39 Spruce Street * East Longmeadow, MA 01028 * FAX 413/525-6405 * TEL. 413/525-2332

IDENTIFICATION SUMMARY FOR SINGLE COMPONENT ANALYTES

SW-846 8082A

AH12 (5-6)-1

Lab Sample ID: 20J0867-02

Date(s) Analyzed: 10/23/2020 10/23/2020

Instrument ID (1): ECD4

Instrument ID (2): ECD4

GC Column (1): ID: (mm)

GC Column (2): ID: (mm)

ANALYTE	COL	RT	RT WINDOW		CONCENTRATION	%RPD
			FROM	TO		
Aroclor-1248	1	0.000	-0.030	0.030	53	
	2	0.000	-0.030	0.030	59	10.7

con-test® ANALYTICAL LABORATORY

39 Spruce Street * East Longmeadow, MA 01028 * FAX 413/525-6405 * TEL. 413/525-2332

IDENTIFICATION SUMMARY FOR SINGLE COMPONENT ANALYTES

SW-846 8082A

LCS

Lab Sample ID: B268993-BS1

Date(s) Analyzed: 10/23/2020 10/23/2020

Instrument ID (1): ECD4

Instrument ID (2): ECD4

GC Column (1): ID: (mm)

GC Column (2): ID: (mm)

ANALYTE	COL	RT	RT WINDOW		CONCENTRATION	%RPD
			FROM	TO		
Aroclor-1016	1	0.000	-0.030	0.030	0.17	
	2	0.000	-0.030	0.030	0.17	0.0
Aroclor-1260	1	0.000	-0.030	0.030	0.17	
	2	0.000	-0.030	0.030	0.16	6.1

con-test® ANALYTICAL LABORATORY

39 Spruce Street * East Longmeadow, MA 01028 * FAX 413/525-6405 * TEL. 413/525-2332

IDENTIFICATION SUMMARY FOR SINGLE COMPONENT ANALYTES

SW-846 8082A

LCS Dup

Lab Sample ID: B268993-BSD1 Date(s) Analyzed: 10/23/2020 10/23/2020

Instrument ID (1): ECD4 Instrument ID (2): ECD4

GC Column (1): ID: (mm) GC Column (2): ID: (mm)

ANALYTE	COL	RT	RT WINDOW		CONCENTRATION	%RPD
			FROM	TO		
Aroclor-1016	1	0.000	-0.030	0.030	0.16	
	2	0.000	-0.030	0.030	0.17	6.1
Aroclor-1260	1	0.000	-0.030	0.030	0.17	
	2	0.000	-0.030	0.030	0.16	6.1

con-test® ANALYTICAL LABORATORY

39 Spruce Street * East Longmeadow, MA 01028 * FAX 413/525-6405 * TEL. 413/525-2332

FLAG/QUALIFIER SUMMARY

*	QC result is outside of established limits.
†	Wide recovery limits established for difficult compound.
‡	Wide RPD limits established for difficult compound.
#	Data exceeded client recommended or regulatory level
ND	Not Detected
RL	Reporting Limit is at the level of quantitation (LOQ)
DL	Detection Limit is the lower limit of detection determined by the MDL study
MCL	Maximum Contaminant Level
	Percent recoveries and relative percent differences (RPDs) are determined by the software using values in the calculation which have not been rounded.
	No results have been blank subtracted unless specified in the case narrative section.
H-10	Analysis was requested after the recommended holding time had passed.
S-01	The surrogate recovery for this sample is not available due to sample dilution below the surrogate reporting limit required from high analyte concentration and/or matrix interferences.

39 Spruce Street * East Longmeadow, MA 01028 * FAX 413/525-6405 * TEL. 413/525-2332

CERTIFICATIONS

Certified Analyses included in this Report

Analyte	Certifications
SW-846 8082A in Soil	
Aroclor-1016	CT,NH,NY,ME,NC,VA,PA
Aroclor-1016 [2C]	CT,NH,NY,ME,NC,VA,PA
Aroclor-1221	CT,NH,NY,ME,NC,VA,PA
Aroclor-1221 [2C]	CT,NH,NY,ME,NC,VA,PA
Aroclor-1232	CT,NH,NY,ME,NC,VA,PA
Aroclor-1232 [2C]	CT,NH,NY,ME,NC,VA,PA
Aroclor-1242	CT,NH,NY,ME,NC,VA,PA
Aroclor-1242 [2C]	CT,NH,NY,ME,NC,VA,PA
Aroclor-1248	CT,NH,NY,ME,NC,VA,PA
Aroclor-1248 [2C]	CT,NH,NY,ME,NC,VA,PA
Aroclor-1254	CT,NH,NY,ME,NC,VA,PA
Aroclor-1254 [2C]	CT,NH,NY,ME,NC,VA,PA
Aroclor-1260	CT,NH,NY,ME,NC,VA,PA
Aroclor-1260 [2C]	CT,NH,NY,ME,NC,VA,PA
Aroclor-1262	NY,NC,VA,PA
Aroclor-1262 [2C]	NY,NC,VA,PA
Aroclor-1268	NY,NC,VA,PA
Aroclor-1268 [2C]	NY,NC,VA,PA

The CON-TEST Environmental Laboratory operates under the following certifications and accreditations:

Code	Description	Number	Expires
AIHA	AIHA-LAP, LLC - ISO17025:2017	100033	03/1/2022
MA	Massachusetts DEP	M-MA100	06/30/2021
CT	Connecticut Department of Publilc Health	PH-0567	09/30/2021
NY	New York State Department of Health	10899 NELAP	04/1/2021
NH-S	New Hampshire Environmental Lab	2516 NELAP	02/5/2021
RI	Rhode Island Department of Health	LAO00112	12/30/2020
NC	North Carolina Div. of Water Quality	652	12/31/2020
NJ	New Jersey DEP	MA007 NELAP	06/30/2021
FL	Florida Department of Health	E871027 NELAP	06/30/2021
VT	Vermont Department of Health Lead Laboratory	LL015036	07/30/2021
ME	State of Maine	2011028	06/9/2021
VA	Commonwealth of Virginia	460217	12/14/2020
NH-P	New Hampshire Environmental Lab	2557 NELAP	09/6/2021
VT-DW	Vermont Department of Health Drinking Water	VT-255716	06/12/2021
NC-DW	North Carolina Department of Health	25703	07/31/2021
PA	Commonwealth of Pennsylvania DEP	68-05812	06/30/2021
MI	Dept. of Env, Great Lakes, and Energy	9100	09/6/2021

20I1053

20J0867

http://www.contestlabs.com

Doc # 381 Rev 2_06262019

con-test ANALYTICAL LABORATORY

Phone: 413-525-2332
Fax: 413-525-6405
Email: info@contestlabs.com

CHAIN OF CUSTODY RECORD

39 Spruce Street
East Longmeadow, MA 01028

Page 1 of 6

Company Name:	AECOM
Address:	500 Enterprise Drive, 1A, Rocky Hill, CT 06067
Phone:	860-263-5781
Project Name:	Greenwich High School
Project Location:	Greenwich, CT
Project Number:	60432356
Project Manager:	Kaitlyn Feliciano
Con-Test Quote Name/Number:	Q-20191217
Invoice Recipient:	Dan Seremet, E. Doerfler
Sampled By:	C. Hayden

Requested Turnaround Time
7-Day ☑ 10-Day ☐
PFAS 10-Day (std) ☐ Due Date:

Rush-Approval Required
1-Day ☐ 3-Day ☐
2-Day ☐ 4-Day ☐

Data Delivery
Format: PDF ☑ EXCEL ☑
Other: EDD - EQuis
CLP Like Data Pkg Required: ☐
Email To: elizabeth.doerfler@aecom.com, dan.seremet@aecom.com
Fax To #:

Dissolved Metals Samples
○ Field Filtered
○ Lab to Filter

Orthophosphate Samples
○ Field Filtered
○ Lab to Filter

PCB ONLY
SOXHLET ☑
NON SOXHLET ☐

ANALYSIS REQUESTED

Con-Test Work Order#	Client Sample ID / Description	Beginning Date/Time	Ending Date/Time	COMP/GRAB	[1]Matrix Code	Conc Code	VIALS	GLASS	PLASTIC	BACTERIA	ENCORE	PCBs 8082	I	I	I
	AF20(1-1.5)-1	9-18-20	0755	GRAB	S	U		1				X			
	AF20(2-4)-1	↓	0810	↓	↓	↓		1				X			
	AF20(5-7)-1	↓	0855	↓	↓	↓		1				X			
	AH20(0.5-1)-1	↓	1030	↓	↓	↓		1				X			
	AH20(2-4)-1	↓	1050	↓	↓	↓		1				X			
	AH20(5-7)-1	↓	1115	↓	↓	↓		1				X			
	Y16.5(3-3.5)-1	↓	1320	↓	↓	↓		1				X			
	AF12(1-1.5)-1	↓	1345	↓	↓	↓		1				X			
	AF12(2-4)-1	↓	1347	↓	↓	↓		1				X			
	AF12(4-5)-1	↓	1345	↓	↓	↓		1				X			

[2] Preservation Code

Courier Use Only
Total Number Of:
VIALS
GLASS 10
PLASTIC
BACTERIA
ENCORE

Glassware in the fridge? Y / N
Glassware in freezer? Y / N
Prepackaged Cooler? Y / N
*Contest is not responsible for missing samples from prepacked coolers

[1] **Matrix Codes:**
GW = Ground Water
WW = Waste Water
DW = Drinking Water
A = Air
S = Soil
SL = Sludge
SOL = Solid
O = Other (please define)

[2] **Preservation Codes:**
I = Iced
H = HCL
M = Methanol
N = Nitric Acid
S = Sulfuric Acid
B = Sodium Bisulfate
X = Sodium Hydroxide
T = Sodium Thiosulfate
O = Other (please define)

Relinquished by: (signature)	Date/Time:
C. Hayden	9.18.20/1500
Received by: (signature)	Date/Time:
[signature]	9/18/20 1500
Relinquished by: (signature)	Date/Time:
[signature]	9/18/20 [illegible]
Received by: (signature)	Date/Time:
Evett M 4.3,5.9	9/18/20 2000
Relinquished by: (signature)	Date/Time:
Received by: (signature)	Date/Time:
Relinquished by: (signature)	Date/Time:
Received by: (signature)	Date/Time:

Client Comments:

per client request activate samples -01 and -08 for 8082 Sox 10/16/2020 KF

Detection Limit Requirements
MA
CT CT RSR GA PMC, R DEC
Other:

Special Requirements
☐ MA MCP Required
MCP Certification Form Required
☑ CT RCP Required
RCP Certification Form Required
☐ MA State DW Required
PWSID #

Please use the following codes to indicate possible sample concentration within the Conc Code column above:
H - High; M - Medium; L - Low; C - Clean; U - Unknown

Project Entity
Government ☐ Municipality ☑ MWRA ☐ WRTA ☐
Federal ☐ 21 J ☐ School ☐
City ☐ Brownfield ☐ MBTA ☐

Other
☐ Chromatogram
☐ AIHA-LAP,LLC

Lab Comments:

Disclaimer: Con-Test Labs is not responsible for any omitted information on the Chain of Custody. The Chain of Custody is a legal document that must be complete and accurate and is used to determine wha analyses the laboratory will perform. Any missing information is not the laboratory's responsibility. Cor Test values your partnership on each project and will try to assist with missing information, but will not be held accountable.

Table of Contents

20I1053

http://www.contestlabs.com

Doc # 381 Rev 2_06262019

con-test ANALYTICAL LABORATORY

Phone: 413-525-2332
Fax: 413-525-6405
Email: info@contestlabs.com

CHAIN OF CUSTODY RECORD

39 Spruce Street
East Longmeadow, MA 01028

Company Name:	AECOM
Address:	500 Enterprise Drive, 1A, Rocky Hill, CT 06067
Phone:	860-263-5781
Project Name:	Greenwich High School
Project Location:	Greenwich, CT
Project Number:	60432356
Project Manager:	Kaitlyn Feliciano
Con-Test Quote Name/Number:	Q-20191217
Invoice Recipient:	Dan Seremet, E. Doerfler
Sampled By:	C. Hayden

Requested Turnaround Time
7-Day ☑ 10-Day ☐
PFAS 10-Day (std) ☐ Due Date:

Rush-Approval Required
1-Day ☐ 3-Day ☐
2-Day ☐ 4-Day ☐

Data Delivery
Format: PDF ☑ EXCEL ☑
Other: EDD - EQuis
CLP Like Data Pkg Required: ☐
Email To: elizabeth.doerfler@aecom.com, dan.seremet@aecom.com
Fax To #:

Dissolved Metals Samples
○ Field Filtered
○ Lab to Filter

Orthophosphate Samples
○ Field Filtered
○ Lab to Filter

PCB ONLY
SOXHLET ☑
NON SOXHLET ☐

ANALYSIS REQUESTED

Con-Test Work Order#	Client Sample ID / Description	Beginning Date/Time	Ending Date/Time	COMP/GRAB	[1]Matrix Code	Conc Code	VIALS	GLASS	PLASTIC	BACTERIA	ENCORE	PCBs 8082	Pb
1	AF12(5-6)-1	9-18-20	1351	GRAB	S	U		1				X	
	AF14(1-1.5)-1		1321					1				X	
	AF14(2-4)-1		1319					1				X	
	AF14(4-5)-1		1313					1				X	
	AF14(5-6)-1		1315					1				X	
	AQ12(1-1.5)-1		1219					1				X	
	AQ12(2-4)-1		1217					1				X	
	AQ12(4-5)-1		1215					1				X	
2	AQ12(5-6)-1		1213					1				X	
	AN14.5(1-1.5)-1		1455					1				X	X

[2] Preservation Code

Courier Use Only
Total Number Of:
VIALS
GLASS 10
PLASTIC
BACTERIA
ENCORE

Glassware in the fridge? Y / N
Glassware in freezer? Y / N
Prepackaged Cooler? Y / N
*Contest is not responsible for missing samples from prepacked coolers

[1] Matrix Codes:
GW = Ground Water
WW = Waste Water
DW = Drinking Water
A = Air
S = Soil
SL = Sludge
SOL = Solid
O = Other (please define)

[2] Preservation Codes:
I = Iced
H = HCL
M = Methanol
N = Nitric Acid
S = Sulfuric Acid
B = Sodium Bisulfate
X = Sodium Hydroxide
T = Sodium Thiosulfate
O = Other (please define)

Relinquished by: (signature)	Date/Time:
C. Hayden	9-18-20 / 1500
Received by: (signature)	Date/Time:
[signature]	9/18/20 1500
Relinquished by: (signature)	Date/Time:
[signature]	9/18/20 8:00
Received by: (signature)	Date/Time:
Everett M 4.3, 5.9	9/18/20 2000
Relinquished by: (signature)	Date/Time:
Received by: (signature)	Date/Time:
Relinquished by: (signature)	Date/Time:
Received by: (signature)	Date/Time:

Client Comments:
Hold Samples: AF12(5-6)-1, AQ12(5-6)-1

Detection Limit Requirements
MA
CT CT RSR GA PMC, R DEC
Other:

Special Requirements
☐ MA MCP Required
MCP Certification Form Required
☑ CT RCP Required
RCP Certification Form Required
☐ MA State DW Required
PWSID #

Please use the following codes to indicate possible sample concentration within the Conc Code column above:
H - High; M - Medium; L - Low; C - Clean; U - Unknown

Project Entity
Government ☐ Municipality ☑ MWRA ☐ WRTA ☐
Federal ☐ 21 J ☐ School ☐
City ☐ Brownfield ☐ MBTA ☐

Other
☐ Chromatogram
☐ AIHA-LAP,LLC

Lab Comments:

Disclaimer: Con-Test Labs is not responsible for any omitted information on the Chain of Custody. The Chain of Custody is a legal document that must be complete and accurate and is used to determine wha analyses the laboratory will perform. Any missing information is not the laboratory's responsibility. Co Test values your partnership on each project and will try to assist with missing information, but will no be held accountable.

Table of Contents

20I1053

http://www.contestlabs.com

Doc # 381 Rev 2_06262019

con-test ANALYTICAL LABORATORY

Phone: 413-525-2332
Fax: 413-525-6405
Email: info@contestlabs.com

CHAIN OF CUSTODY RECORD

39 Spruce Street
East Longmeadow, MA 01028

Page 3 of 6

Company Name:	AECOM
Address:	500 Enterprise Drive, 1A, Rocky Hill, CT 06067
Phone:	860-263-5781
Project Name:	Greenwich High School
Project Location:	Greenwich, CT
Project Number:	60432356
Project Manager:	Kaitlyn Feliciano
Con-Test Quote Name/Number:	Q-20191217
Invoice Recipient:	Dan Seremet, E. Doerfler
Sampled By:	C. Hayden

Requested Turnaround Time
7-Day ☑ 10-Day ☐
PFAS 10-Day (std) ☐ Due Date:

Rush-Approval Required
1-Day ☐ 3-Day ☐
2-Day ☐ 4-Day ☐

Data Delivery
Format: PDF ☑ EXCEL ☑
Other: EDD - EQuis
CLP Like Data Pkg Required: ☐
Email To: elizabeth.doerfler@aecom.com, dan.seremet@aecom.com
Fax To #:

Dissolved Metals Samples
○ Field Filtered
○ Lab to Filter

Orthophosphate Samples
○ Field Filtered
○ Lab to Filter

PCB ONLY
SOXHLET ☑
NON SOXHLET ☐

ANALYSIS REQUESTED

Con-Test Work Order#	Client Sample ID / Description	Beginning Date/Time	Ending Date/Time	COMP/GRAB	[1]Matrix Code	Conc Code	VIALS	GLASS	PLASTIC	BACTERIA	ENCORE	PCBs 8082 (I)	P6 (I)
	AN14.5(2-4)-1	9-18-20	1052	GRAB	S	U		1				X	X
	AN14.5(4-5)-1		1050					1				X	X
3	AN14.5(5-6)-1		1045					1				X	X
	AM13(1-1.5)-1		0914					1				X	
	AM13(2-4)-1		0945					1				X	
	AM13(4-5)-1		0955					1				X	
4	AM13(5-6)-1		0957					2				X	
	A013(1-1.5)-1		1146					1				X	
	A013(2-4)-1		1143					1				X	
	A013(4-5)-1		1140					1				X	

[2] Preservation Code

Courier Use Only
Total Number Of:
VIALS 1
GLASS 4
PLASTIC
BACTERIA
ENCORE

Glassware in the fridge? Y / N
Glassware in freezer? Y / N
Prepackaged Cooler? Y / N

*Contest is not responsible for missing samples from prepacked coolers

[1] **Matrix Codes:**
GW = Ground Water
WW = Waste Water
DW = Drinking Water
A = Air
S = Soil
SL = Sludge
SOL = Solid
O = Other (please define)

[2] **Preservation Codes:**
I = Iced
H = HCL
M = Methanol
N = Nitric Acid
S = Sulfuric Acid
B = Sodium Bisulfate
X = Sodium Hydroxide
T = Sodium Thiosulfate
O = Other (please define)

Relinquished by: (signature)	Date/Time:
C Hayden	9-18-20 1500
Received by: (signature)	Date/Time:
[signature]	9/18/20 1500
Relinquished by: (signature)	Date/Time:
[signature]	9/18/20 8:00
Received by: (signature)	Date/Time:
Emeth VM 4.3, 5.9	9/18/20 2000
Relinquished by: (signature)	Date/Time:
Received by: (signature)	Date/Time:
Relinquished by: (signature)	Date/Time:
Received by: (signature)	Date/Time:

Client Comments: "AM13(5-6)-1" is MS/MSD Hold samples: AN14.5(5-6)-1, AM13(5-6)-1

Detection Limit Requirements
MA
CT CT RSR GA PMC, R DEC
Other:

Special Requirements
☐ MA MCP Required
MCP Certification Form Required
☑ CT RCP Required
RCP Certification Form Required
☐ MA State DW Required
PWSID #

Please use the following codes to indicate possible sample concentration within the Conc Code column above:
H - High; M - Medium; L - Low; C - Clean; U - Unknown

Project Entity
Government ☐ Municipality ☑ MWRA ☐ WRTA ☐
Federal ☐ 21 J ☐ School ☐
City ☐ Brownfield ☐ MBTA ☐

Other
☐ Chromatogram
☐ AIHA-LAP,LLC

Lab Comments:

Disclaimer: Con-Test Labs is not responsible for any omitted information on the Chain of Custody. The Chain of Custody is a legal document that must be complete and accurate and is used to determine wha analyses the laboratory will perform. Any missing information is not the laboratory's responsibility. Con Test values your partnership on each project and will try to assist with missing information, but will not be held accountable.

Table of Contents

20I1053

http://www.contestlabs.com

Doc # 381 Rev 2_06262019

con-test® ANALYTICAL LABORATORY

Phone: 413-525-2332
Fax: 413-525-6405
Email: info@contestlabs.com

CHAIN OF CUSTODY RECORD

39 Spruce Street
East Longmeadow, MA 01028

Company Name:	AECOM
Address:	500 Enterprise Drive, 1A, Rocky Hill, CT 06067
Phone:	860-263-5781
Project Name:	Greenwich High School
Project Location:	Greenwich, CT
Project Number:	60432356
Project Manager:	Kaitlyn Feliciano
Con-Test Quote Name/Number:	Q-20191217
Invoice Recipient:	Dan Seremet, E. Doerfler
Sampled By:	C. Hayden

Requested Turnaround Time
7-Day ☑ 10-Day ☐
PFAS 10-Day (std) ☐ Due Date:

Rush-Approval Required
1-Day ☐ 3-Day ☐
2-Day ☐ 4-Day ☐

Data Delivery
Format: PDF ☑ EXCEL ☑
Other: EDD - EQuis
CLP Like Data Pkg Required: ☐
Email To: elizabeth.doerfler@aecom.com, dan.seremet@aecom.com
Fax To #:

Dissolved Metals Samples
○ Field Filtered
○ Lab to Filter

Orthophosphate Samples
○ Field Filtered
○ Lab to Filter

PCB ONLY
SOXHLET ☑
NON SOXHLET ☐

ANALYSIS REQUESTED

Con-Test Work Order#	Client Sample ID / Description	Beginning Date/Time	Ending Date/Time	COMP/GRAB	[1]Matrix Code	Conc Code	VIALS	GLASS	PLASTIC	BACTERIA	ENCORE	PCBs 8082
5	A013 (5-6)-1	9/18/20	1130	GRAB	S	U		1				X
	AN12 (1-1.5)-1		0930					1				X
	AN12 (2-4)-1		0934					1				X
	AN12 (4-5)-1		0936					1				X
6	AN12 (5-6)-1		0938					1				X
	A014 (1-1.5)-1		1143					1				X
	A014 (2-4)-1		1145					1				X
	A014 (4-5)-1		1147					1				X
7	A014 (5-6)-1		1149					1				X
	AH12 (1-1.5)-1		1405					1				X

[2] Preservation Code

Courier Use Only
Total Number Of:
VIALS____
GLASS 10
PLASTIC____
BACTERIA____
ENCORE____

Glassware in the fridge? Y / N
Glassware in freezer? Y / N
Prepackaged Cooler? Y / N
*Contest is not responsible for missing samples from prepacked coolers

[1] Matrix Codes:
GW = Ground Water
WW = Waste Water
DW = Drinking Water
A = Air
S = Soil
SL = Sludge
SOL = Solid
O = Other (please define)

[2] Preservation Codes:
I = Iced
H = HCL
M = Methanol
N = Nitric Acid
S = Sulfuric Acid
B = Sodium Bisulfate
X = Sodium Hydroxide
T = Sodium Thiosulfate
O = Other (please define)

Relinquished by: (signature)	Date/Time:
C Hayden	9.18.20 1500
Received by: (signature)	Date/Time:
[illegible]	9/18/20 1500
Relinquished by: (signature)	Date/Time:
[illegible]	9/18/20 8:00
Received by: (signature)	Date/Time:
Emitt M 4.3, 5.9	9/18/20 2000
Relinquished by: (signature)	Date/Time:
Received by: (signature)	Date/Time:
Relinquished by: (signature)	Date/Time:
Received by: (signature)	Date/Time:

Client Comments: HOLD SAMPLES: AN12(5-6)-1, A013(5-6)-1, A014 (5-6)-1

Detection Limit Requirements
MA
CT: CT RSR GA PMC, R DEC
Other:

Special Requirements
☐ MA MCP Required
MCP Certification Form Required
☑ CT RCP Required
RCP Certification Form Required
☐ MA State DW Required
PWSID #

Please use the following codes to indicate possible sample concentration within the Conc Code column above:
H - High; M - Medium; L - Low; C - Clean; U - Unknown

Project Entity
Government ☐ Municipality ☑ MWRA ☐ WRTA ☐
Federal ☐ 21 J ☐ School ☐
City ☐ Brownfield ☐ MBTA ☐

Other
☐ Chromatogram
☐ AIHA-LAP,LLC

Lab Comments:

Disclaimer: Con-Test Labs is not responsible for any omitted information on the Chain of Custody. The Chain of Custody is a legal document that must be complete and accurate and is used to determine what analyses the laboratory will perform. Any missing information is not the laboratory's responsibility. Con-Test values your partnership on each project and will try to assist with missing information, but will not be held accountable.

Table of Contents

20 I/053

http://www.contestlabs.com

Doc # 381 Rev 2_06262019

con-test ANALYTICAL LABORATORY

Phone: 413-525-2332
Fax: 413-525-6405
Email: info@contestlabs.com

CHAIN OF CUSTODY RECORD

39 Spruce Street
East Longmeadow, MA 01028

Company Name:	AECOM
Address:	500 Enterprise Drive, 1A, Rocky Hill, CT 06067
Phone:	860-263-5781
Project Name:	Greenwich High School
Project Location:	Greenwich, CT
Project Number:	60432356
Project Manager:	Kaitlyn Feliciano
Con-Test Quote Name/Number:	Q-20191217
Invoice Recipient:	Dan Seremet, E. Doerfler
Sampled By:	C. Hayden

Requested Turnaround Time: 7-Day ☑ 10-Day ☐ PFAS 10-Day (std) ☐ Due Date:

Rush-Approval Required: 1-Day ☐ 3-Day ☐ 2-Day ☐ 4-Day ☐

Data Delivery: Format: PDF ☑ EXCEL ☑ Other: EDD - EQuis CLP Like Data Pkg Required: ☐ Email To: elizabeth.doerfler@aecom.com, dan.seremet@aecom.com Fax To #:

Dissolved Metals Samples: ○ Field Filtered ○ Lab to Filter

Orthophosphate Samples: ○ Field Filtered ○ Lab to Filter

PCB ONLY: SOXHLET ☑ NON SOXHLET ☐

ANALYSIS REQUESTED

Con-Test Work Order#	Client Sample ID / Description	Beginning Date/Time	Ending Date/Time	COMP/GRAB	[1]Matrix Code	Conc Code	VIALS	GLASS	PLASTIC	BACTERIA	ENCORE	PCBs 8082
	AH12(2-4)-1	9.18.20	1408	GRAB	S	U	3	2				X
	AH12(4-5)-1		1410					1				X
8	AH12(5-6)-1		1412					1				X
	AN11(1-1.5)-1		1022					1				X
	AN11(2-4)-1		1020					1				X
	AN11(4-5)-1		1018					1				X
9	AN11(5-6)-1		1016					1				X
	AG11(1-1.5)-1		1310					1				X
	AG11(2-4)-1		1312					1				X
	AG11(4-5)-1		1314					1				X

Relinquished by: (signature)	Date/Time:
C Hayden	9.18.20 1500
Received by: (signature)	Date/Time:
[illegible]	9/18/20 1500
Relinquished by: (signature)	Date/Time:
[illegible]	9/18/20 8:00
Received by: (signature)	Date/Time:
[illegible] 4.3,5.9	9/18/20 2000
Relinquished by: (signature)	Date/Time:
Received by: (signature)	Date/Time:
Relinquished by: (signature)	Date/Time:
Received by: (signature)	Date/Time:

Client Comments: Hold Samples: AH12(5-6)-1, AN11(5-6)-1

Detection Limit Requirements: MA; CT — CT RSR GA PMC, R DEC; Other:

Special Requirements: ☐ MA MCP Required; MCP Certification Form Required; ☑ CT RCP Required; RCP Certification Form Required; ☐ MA State DW Required; PWSID #

Please use the following codes to indicate possible sample concentration within the Conc Code column above: H - High; M - Medium; L - Low; C - Clean; U - Unknown

Project Entity: Government ☐ Municipality ☑ MWRA ☐ WRTA ☐ Federal ☐ 21 J ☐ School ☐ City ☐ Brownfield ☐ MBTA ☐

Other: ☐ Chromatogram ☐ AIHA-LAP,LLC

Lab Comments:

Disclaimer: Con-Test Labs is not responsible for any omitted information on the Chain of Custody. Th Chain of Custody is a legal document that must be complete and accurate and is used to determine wh analyses the laboratory will perform. Any missing information is not the laboratory's responsibility. Co Test values your partnership on each project and will try to assist with missing information, but will no be held accountable.

[2] Preservation Code

Courier Use Only

Total Number Of:

VIALS 3
GLASS 11
PLASTIC
BACTERIA
ENCORE

Glassware in the fridge? Y / N

Glassware in freezer? Y / N

Prepackaged Cooler? Y / N

*Contest is not responsible for missing samples from prepacked coolers

[1] **Matrix Codes:**
GW = Ground Water
WW = Waste Water
DW = Drinking Water
A = Air
S = Soil
SL = Sludge
SOL = Solid
O = Other (please define)

[2] **Preservation Codes:**
I = Iced
H = HCL
M = Methanol
N = Nitric Acid
S = Sulfuric Acid
B = Sodium Bisulfate
X = Sodium Hydroxide
T = Sodium Thiosulfate
O = Other (please define)

Table of Contents

20I01053

http://www.contestlabs.com

Doc # 381 Rev 2_06262019

con-test ANALYTICAL LABORATORY

Phone: 413-525-2332
Fax: 413-525-6405
Email: info@contestlabs.com

CHAIN OF CUSTODY RECORD

39 Spruce Street
East Longmeadow, MA 01028

Page 6 of 6

Company Name:	AECOM
Address:	500 Enterprise Drive, 1A, Rocky Hill, CT 06067
Phone:	860-263-5781
Project Name:	Greenwich High School
Project Location:	Greenwich, CT
Project Number:	60432356
Project Manager:	Kaitlyn Feliciano
Con-Test Quote Name/Number:	Q-20191217
Invoice Recipient:	Dan Seremet, E. Doerfler
Sampled By:	C. Hayden

Requested Turnaround Time: 7-Day ☑ 10-Day ☐ PFAS 10-Day (std) ☐ Due Date:

Rush-Approval Required: 1-Day ☐ 3-Day ☐ 2-Day ☐ 4-Day ☐

Dissolved Metals Samples: ○ Field Filtered ○ Lab to Filter

Orthophosphate Samples: ○ Field Filtered ○ Lab to Filter

Data Delivery: Format: PDF ☑ EXCEL ☑ Other: EDD - EQuis CLP Like Data Pkg Required: ☐ Email To: elizabeth.doerfler@aecom.com, dan.seremet@aecom.com Fax To #:

PCB ONLY: SOXHLET ☑ NON SOXHLET ☐

ANALYSIS REQUESTED

Con-Test Work Order#	Client Sample ID / Description	Beginning Date/Time	Ending Date/Time	COMP/GRAB	[1]Matrix Code	Conc Code	VIALS	GLASS	PLASTIC	BACTERIA	ENCORE	PCBs 8082
10	AG11(5-6)-1	9/18/20	1316	GRAB	S	U	3	1				X
	AP13(1-1.5)-1		1114					1				X
	AP13(2-4)-1		1110					1				X
	AP13(2-4)-2		1112					1				X
	AP13(4-5)-1		1108					1				X
11	AP13(5-6)-1		1106					1				X
	AQ15(1-1.5)-1		1215					1				X
	AQ15(2-4)-1		1218					1				X
	AQ15(4-5)-1		1220					1				X
12	AQ15(5-6)-1		1225					1				X

[2] Preservation Code: T

Courier Use Only

Total Number Of:
VIALS 3
GLASS 11
PLASTIC
BACTERIA
ENCORE

Glassware in the fridge? Y / N

Glassware in freezer? Y / N

Prepackaged Cooler? Y / N

*Contest is not responsible for missing samples from prepacked coolers

[1] Matrix Codes:
GW = Ground Water
WW = Waste Water
DW = Drinking Water
A = Air
S = Soil
SL = Sludge
SOL = Solid
O = Other (please define)

[2] Preservation Codes:
I = Iced
H = HCL
M = Methanol
N = Nitric Acid
S = Sulfuric Acid
B = Sodium Bisulfate
X = Sodium Hydroxide
T = Sodium Thiosulfate
O = Other (please define)

Relinquished by: (signature)	Date/Time:
C Hayden	9/18/20 1500
Received by: (signature)	Date/Time:
[illegible]	9/18/20 1500
Relinquished by: (signature)	Date/Time:
[illegible]	9/18/20 8:00
Received by: (signature)	Date/Time:
[illegible] 4.3,5.9	9/18/20 2000
Relinquished by: (signature)	Date/Time:
Received by: (signature)	Date/Time:
Relinquished by: (signature)	Date/Time:
Received by: (signature)	Date/Time:

Client Comments: Hold Samples: AG11(5-6)-1, AP13(5-6)-1, AQ15(5-6)-1

Detection Limit Requirements: MA; CT — CT RSR GA PMC, R DEC; Other:

Special Requirements: ☐ MA MCP Required; MCP Certification Form Required; ☑ CT RCP Required; RCP Certification Form Required; ☐ MA State DW Required; PWSID #

Please use the following codes to indicate possible sample concentration within the Conc Code column above: H - High; M - Medium; L - Low; C - Clean; U - Unknown

Project Entity: Government ☐ Municipality ☑ MWRA ☐ WRTA ☐ Federal ☐ 21 J ☐ School ☐ City ☐ Brownfield ☐ MBTA ☐

Other: ☐ Chromatogram ☐ AIHA-LAP,LLC

Lab Comments:

Disclaimer: Con-Test Labs is not responsible for any omitted information on the Chain of Custody. The Chain of Custody is a legal document that must be complete and accurate and is used to determine wha analyses the laboratory will perform. Any missing information is not the laboratory's responsibility. Con Test values your partnership on each project and will try to assist with missing information, but will not be held accountable.

Table of Contents

I Have Not Confirmed Sample Container Numbers With Lab Staff Before Relinquishing Over Samples_____

con-test® ANALYTICAL LABORATORY

Doc# 277 Rev 5 2017

Login Sample Receipt Checklist - (Rejection Criteria Listing - Using Acceptance Policy) Any False Statement will be brought to the attention of the Client - State True or False

Client AECOM

Received By [illegible] Date 9/18/20 Time 2000

How were the samples received? In Cooler T No Cooler ____ On Ice T No Ice ____
Direct from Sampling ____ Ambient ____ Melted Ice ____

Were samples within Temperature? 2-6°C T By Gun # 4 Actual Temp - 4.3, 5.9
By Blank # ____ Actual Temp - ____

Was Custody Seal Intact? T Were Samples Tampered with? NA
Was COC Relinquished ? T Does Chain Agree With Samples? T
Are there broken/leaking/loose caps on any samples? F
Is COC in ink/ Legible? T Were samples received within holding time? T
Did COC include all pertinent Information? Client T Analysis T Sampler Name T
Project T ID's T Collection Dates/Times T
Are Sample labels filled out and legible? T
Are there Lab to Filters? F Who was notified? ____
Are there Rushes? F Who was notified? ____
Are there Short Holds? F Who was notified? ____
Is there enough Volume? T
Is there Headspace where applicable? T MS/MSD? F
Proper Media/Containers Used? T Is splitting samples required? F
Were trip blanks received? T On COC? F
Do all samples have the proper pH? NA Acid ____ Base ____

Vials	#	Containers:	#		#		#
Unp-		1 Liter Amb.		1 Liter Plastic		16 oz Amb.	
HCL-		500 mL Amb.		500 mL Plastic		8oz Amb/Clear	14
Meoh-	3	250 mL Amb.		250 mL Plastic		4oz Amb/Clear	
Bisulfate-	5	Flashpoint		Col./Bacteria		2oz Amb/Clear	
DI-		Other Glass		Other Plastic		Encore	
Thiosulfate-		SOC Kit		Plastic Bag		Frozen:	
Sulfuric-		Perchlorate		Ziplock			

Unused Media

Vials	#	Containers:	#		#		#
Unp-		1 Liter Amb.		1 Liter Plastic		16 oz Amb.	
HCL-		500 mL Amb.		500 mL Plastic		8oz Amb/Clear	
Meoh-		250 mL Amb.		250 mL Plastic		4oz Amb/Clear	
Bisulfate-		Col./Bacteria		Flashpoint		2oz Amb/Clear	
DI-		Other Plastic		Other Glass		Encore	
Thiosulfate-		SOC Kit		Plastic Bag		Frozen:	
Sulfuric-		Perchlorate		Ziplock			

Comments:

Custody seal was only on trip blanks

REASONABLE CONFIDENCE PROTOCOL
LABORATORY ANALYSIS QA/QC CERTIFICATION FORM

Laboratory Name: Con-Test Analytical Laboratory

Client: AECOM Environment - Rocky Hill, CT

Project Location: Greenwich, CT

Project Number: 20J0867

Laboratory Sample ID(s):
20J0867-01 thru 20J0867-02

Sample Date(s):
09/18/2020

List RCP Methods Used:
SW-846 8082A

1	For each analytical method referenced in this laboratory report package, were all specified QA/QC performance criteria followed, including the requirement to explain any criteria falling outside of acceptable guidelines, as specified in the CTDEP method-specific Reasonable Confidence Protocol documents?	☑ Yes ☐ No
1A	Were the method specified preservation and holding time requirements met?	☐ Yes ☑ No
1B	VPH and EPH Methods only: Was the VPH and EPH method conducted without significant modifications (see Section 11.3 of respective RCP methods)?	☐ Yes ☐ No ☑ N/A
2	Were all samples received by the laboratory in a condition consistent with that described on the associated chain-of-custody document(s)?	☑ Yes ☐ No
3	Were samples received at an appropriate temperature (< 6 degrees C.)?	☑ Yes ☐ No ☐ N/A
4	Were all QA/QC performance criteria specified in the CTDEP Reasonable Confidence Protocol documents achieved?	☐ Yes ☑ No
5A	Were reporting limits specified or referenced on the chain-of-custody?	☑ Yes ☐ No
5B	Were these reporting limits met?	☐ Yes ☑ No
6	For each analytical method referenced in this laboratory report package, were results reported for all constituents identified in the method-specific analyte lists presented in the Reasonable Confidence Protocol documents?	☑ Yes ☐ No
7	Are project-specific matrix spikes and laboratory duplicates included in this data set?	☐ Yes ☑ No

Notes: For all questions to which the response was "No" (with the exception of question #7), additional information must be provided in an attached narrative. If the answer to question #1, #1A, or #1B is "No", the data package does not meet the requirements for "Reasonable Confidence."
This form may not be altered and all questions must be answered.

Lisa A. Worthington

I, the undersigned, attest under the pains and penalties of perjury that, to the best of my knowledge and belief and based upon my personal inquiry of those responsible for providing the information contained in this analytical report, such information is accurate and complete.

Authorized Signature: Lisa Worthington **Position:** **Technical Representative**

Printed Name: **Lisa A. Worthington** **Date:** **10/23/20**

Name of Laboratory: **Con-Test Analytical Laboratory**

This certification form is to be used for RCP methods only.

con-test® ANALYTICAL LABORATORY
39 Spruce Street * East Longmeadow, MA 01028 * FAX 413/525-6405 * TEL. 413/525-2332

December 16, 2020

Dan Seremet
AECOM Environment - Rocky Hill, CT
500 Enterprise Drive, Suite 1A
Rocky Hill, CT 06067

Project Location: Greenwich, CT
Client Job Number:
Project Number: 60432356
Laboratory Work Order Number: 20L0647

Enclosed are results of analyses for samples received by the laboratory on December 11, 2020. If you have any questions concerning this report, please feel free to contact me.

Sincerely,

Kaitlyn A. Feliciano
Project Manager

Table of Contents

Sample Summary 3

Case Narrative 4

Sample Results 5

20L0647-01 5

Sample Preparation Information 7

QC Data 8

SPLP - Polychlorinated Biphenyls By GC/ECD 8

B272880 8

Dual Column RPD Report 10

Flag/Qualifier Summary 14

Certifications 15

Chain of Custody/Sample Receipt 16

con-test® ANALYTICAL LABORATORY

39 Spruce Street * East Longmeadow, MA 01028 * FAX 413/525-6405 * TEL. 413/525-2332

AECOM Environment - Rocky Hill, CT
500 Enterprise Drive, Suite 1A
Rocky Hill, CT 06067
ATTN: Dan Seremet

REPORT DATE: 12/16/2020

PURCHASE ORDER NUMBER: 99513ACM

PROJECT NUMBER: 60432356

ANALYTICAL SUMMARY

WORK ORDER NUMBER: 20L0647

The results of analyses performed on the following samples submitted to the CON-TEST Analytical Laboratory are found in this report.

PROJECT LOCATION: Greenwich, CT

FIELD SAMPLE #	LAB ID:	MATRIX	SAMPLE DESCRIPTION	TEST	SUB LAB
AF20 (5-7)-1	20L0647-01	Soil		SM 2540G	
				SW-846 8082A	

con-test® ANALYTICAL LABORATORY

39 Spruce Street * East Longmeadow, MA 01028 * FAX 413/525-6405 * TEL. 413/525-2332

CASE NARRATIVE SUMMARY

All reported results are within defined laboratory quality control objectives unless listed below or otherwise qualified in this report.

SW-846 8082A

Qualifications:

H-10

Analysis was requested after the recommended holding time had passed.

Analyte & Samples(s) Qualified:

20L0647-01[AF20 (5-7)-1]

MS-21

Matrix spike and/or spike duplicate recovery bias high due to contribution of other Aroclors present in the source sample.

Analyte & Samples(s) Qualified:

Aroclor-1016
B272880-MS1

Aroclor-1016 [2C]
B272880-MS1

The results of analyses reported only relate to samples submitted to the Con-Test Analytical Laboratory for testing.
I certify that the analyses listed above, unless specifically listed as subcontracted, if any, were performed under my direction according to the approved methodologies listed in this document, and that based upon my inquiry of those individuals immediately responsible for obtaining the information, the material contained in this report is, to the best of my knowledge and belief, accurate and complete.

Lisa A. Worthington
Technical Representative

con-test® ANALYTICAL LABORATORY

39 Spruce Street * East Longmeadow, MA 01028 * FAX 413/525-6405 * TEL. 413/525-2332

Project Location: Greenwich, CT
Sample Description:
Work Order: 20L0647

Date Received: 12/11/2020

Field Sample #: AF20 (5-7)-1
Sampled: 9/18/2020 08:55

Sample ID: 20L0647-01

Sample Matrix: Soil

Conventional Chemistry Parameters by EPA/APHA/SW-846 Methods (Total)

Analyte	Results	RL	Units	Dilution	Flag/Qual	Method	Date Prepared	Date/Time Analyzed	Analyst
% Solids	70.2		% Wt	1		SM 2540G	12/14/20	12/14/20 7:47	JS

con-test® ANALYTICAL LABORATORY
39 Spruce Street * East Longmeadow, MA 01028 * FAX 413/525-6405 * TEL. 413/525-2332

Project Location: Greenwich, CT
Sample Description:
Work Order: 20L0647
Date Received: 12/11/2020
Field Sample #: AF20 (5-7)-1
Sampled: 9/18/2020 08:55
Sample ID: 20L0647-01
Sample Matrix: Soil
Sample Flags: H-10

SPLP - Polychlorinated Biphenyls By GC/ECD

Analyte	Results	RL	Units	Dilution	Flag/Qual	Method	Date Prepared	Date/Time Analyzed	Analyst
Aroclor-1016 [1]	ND	4.0	µg/L	20		SW-846 8082A	12/15/20	12/16/20 12:43	TG
Aroclor-1221 [1]	ND	4.0	µg/L	20		SW-846 8082A	12/15/20	12/16/20 12:43	TG
Aroclor-1232 [1]	ND	4.0	µg/L	20		SW-846 8082A	12/15/20	12/16/20 12:43	TG
Aroclor-1242 [1]	31	4.0	µg/L	20		SW-846 8082A	12/15/20	12/16/20 12:43	TG
Aroclor-1248 [1]	ND	4.0	µg/L	20		SW-846 8082A	12/15/20	12/16/20 12:43	TG
Aroclor-1254 [1]	ND	4.0	µg/L	20		SW-846 8082A	12/15/20	12/16/20 12:43	TG
Aroclor-1260 [1]	ND	4.0	µg/L	20		SW-846 8082A	12/15/20	12/16/20 12:43	TG
Aroclor-1262 [1]	ND	4.0	µg/L	20		SW-846 8082A	12/15/20	12/16/20 12:43	TG
Aroclor-1268 [1]	ND	4.0	µg/L	20		SW-846 8082A	12/15/20	12/16/20 12:43	TG

Surrogates	% Recovery	Recovery Limits	Flag/Qual	
Decachlorobiphenyl [1]	98.8	30-150		12/16/20 12:43
Decachlorobiphenyl [2]	99.6	30-150		12/16/20 12:43
Tetrachloro-m-xylene [1]	85.2	30-150		12/16/20 12:43
Tetrachloro-m-xylene [2]	84.0	30-150		12/16/20 12:43

con-test® ANALYTICAL LABORATORY

39 Spruce Street * East Longmeadow, MA 01028 * FAX 413/525-6405 * TEL. 413/525-2332

Sample Extraction Data

Prep Method: % Solids **Analytical Method: SM 2540G**

Lab Number [Field ID]	Batch	Date
20L0647-01 [AF20 (5-7)-1]	B272766	12/14/20

Prep Method: SW-846 3510C **Analytical Method: SW-846 8082A** **Leachates were extracted on 12/14/2020 per SW-846 1312 in Batch B272818**

Lab Number [Field ID]	Batch	Initial [mL]	Final [mL]	Date
20L0647-01 [AF20 (5-7)-1]	B272880	495	5.00	12/15/20

con-test® ANALYTICAL LABORATORY

39 Spruce Street * East Longmeadow, MA 01028 * FAX 413/525-6405 * TEL. 413/525-2332

QUALITY CONTROL

SPLP - Polychlorinated Biphenyls By GC/ECD - Quality Control

Analyte	Result	Reporting Limit	Units	Spike Level	Source Result	%REC	%REC Limits	RPD	RPD Limit	Notes
Batch B272880 - SW-846 3510C										
Blank (B272880-BLK1)				Prepared: 12/15/20 Analyzed: 12/16/20						
Aroclor-1016	ND	0.20	µg/L							
Aroclor-1016 [2C]	ND	0.20	µg/L							
Aroclor-1221	ND	0.20	µg/L							
Aroclor-1221 [2C]	ND	0.20	µg/L							
Aroclor-1232	ND	0.20	µg/L							
Aroclor-1232 [2C]	ND	0.20	µg/L							
Aroclor-1242	ND	0.20	µg/L							
Aroclor-1242 [2C]	ND	0.20	µg/L							
Aroclor-1248	ND	0.20	µg/L							
Aroclor-1248 [2C]	ND	0.20	µg/L							
Aroclor-1254	ND	0.20	µg/L							
Aroclor-1254 [2C]	ND	0.20	µg/L							
Aroclor-1260	ND	0.20	µg/L							
Aroclor-1260 [2C]	ND	0.20	µg/L							
Aroclor-1262	ND	0.20	µg/L							
Aroclor-1262 [2C]	ND	0.20	µg/L							
Aroclor-1268	ND	0.20	µg/L							
Aroclor-1268 [2C]	ND	0.20	µg/L							
Surrogate: Decachlorobiphenyl	*1.77*		µg/L	2.00		88.6	30-150			
Surrogate: Decachlorobiphenyl [2C]	*1.81*		µg/L	2.00		90.3	30-150			
Surrogate: Tetrachloro-m-xylene	*1.68*		µg/L	2.00		84.0	30-150			
Surrogate: Tetrachloro-m-xylene [2C]	*1.66*		µg/L	2.00		82.8	30-150			
LCS (B272880-BS1)				Prepared: 12/15/20 Analyzed: 12/16/20						
Aroclor-1016	0.52	0.20	µg/L	0.500		104	40-140			
Aroclor-1016 [2C]	0.50	0.20	µg/L	0.500		99.1	40-140			
Aroclor-1260	0.47	0.20	µg/L	0.500		94.4	40-140			
Aroclor-1260 [2C]	0.46	0.20	µg/L	0.500		91.8	40-140			
Surrogate: Decachlorobiphenyl	*2.00*		µg/L	2.00		99.8	30-150			
Surrogate: Decachlorobiphenyl [2C]	*2.03*		µg/L	2.00		102	30-150			
Surrogate: Tetrachloro-m-xylene	*1.91*		µg/L	2.00		95.3	30-150			
Surrogate: Tetrachloro-m-xylene [2C]	*1.88*		µg/L	2.00		93.8	30-150			
LCS Dup (B272880-BSD1)				Prepared: 12/15/20 Analyzed: 12/16/20						
Aroclor-1016	0.48	0.20	µg/L	0.500		96.8	40-140	6.73	20	
Aroclor-1016 [2C]	0.47	0.20	µg/L	0.500		93.3	40-140	5.97	20	
Aroclor-1260	0.41	0.20	µg/L	0.500		81.1	40-140	15.1	20	
Aroclor-1260 [2C]	0.39	0.20	µg/L	0.500		78.9	40-140	15.1	20	
Surrogate: Decachlorobiphenyl	*1.54*		µg/L	2.00		76.8	30-150			
Surrogate: Decachlorobiphenyl [2C]	*1.56*		µg/L	2.00		78.0	30-150			
Surrogate: Tetrachloro-m-xylene	*1.78*		µg/L	2.00		89.2	30-150			
Surrogate: Tetrachloro-m-xylene [2C]	*1.76*		µg/L	2.00		87.8	30-150			

con-test® ANALYTICAL LABORATORY

39 Spruce Street * East Longmeadow, MA 01028 * FAX 413/525-6405 * TEL. 413/525-2332

QUALITY CONTROL

SPLP - Polychlorinated Biphenyls By GC/ECD - Quality Control

Analyte	Result	Reporting Limit	Units	Spike Level	Source Result	%REC		%REC Limits	RPD	RPD Limit	Notes
Batch B272880 - SW-846 3510C											
Matrix Spike (B272880-MS1)		**Source: 20L0647-01**		Prepared: 12/15/20 Analyzed: 12/16/20							
Aroclor-1016	23	2.1	µg/L	0.521	ND	**4380**	*	40-140			MS-21
Aroclor-1016 [2C]	23	2.1	µg/L	0.521	ND	**4320**	*	40-140			MS-21
Aroclor-1260	0.56	2.1	µg/L	0.521	ND	107		40-140			
Aroclor-1260 [2C]	0.65	2.1	µg/L	0.521	ND	126		40-140			
Surrogate: Decachlorobiphenyl	*1.87*		µg/L	2.08		89.9		30-150			
Surrogate: Decachlorobiphenyl [2C]	*1.90*		µg/L	2.08		91.0		30-150			
Surrogate: Tetrachloro-m-xylene	*1.78*		µg/L	2.08		85.6		30-150			
Surrogate: Tetrachloro-m-xylene [2C]	*1.75*		µg/L	2.08		84.1		30-150			

con-test® ANALYTICAL LABORATORY

39 Spruce Street * East Longmeadow, MA 01028 * FAX 413/525-6405 * TEL. 413/525-2332

IDENTIFICATION SUMMARY FOR SINGLE COMPONENT ANALYTES

SW-846 8082A

AF20 (5-7)-1

Lab Sample ID: 20L0647-01

Date(s) Analyzed: 12/16/2020 12/16/2020

Instrument ID (1): ECD10

Instrument ID (2): ECD10

GC Column (1): ID: (mm)

GC Column (2): ID: (mm)

ANALYTE	COL	RT	RT WINDOW		CONCENTRATION	%RPD
			FROM	TO		
Aroclor-1242	1	0.000	0.000	0.000	31	
	2	0.000	0.000	0.000	31	0.0

con-test® ANALYTICAL LABORATORY

39 Spruce Street * East Longmeadow, MA 01028 * FAX 413/525-6405 * TEL. 413/525-2332

IDENTIFICATION SUMMARY FOR SINGLE COMPONENT ANALYTES

SW-846 8082A

LCS

Lab Sample ID: B272880-BS1

Date(s) Analyzed: 12/16/2020 12/16/2020

Instrument ID (1): ECD10

Instrument ID (2): ECD10

GC Column (1): ID: (mm)

GC Column (2): ID: (mm)

ANALYTE	COL	RT	RT WINDOW		CONCENTRATION	%RPD
			FROM	TO		
Aroclor-1016	1	0.000	0.000	0.000	0.52	
	2	0.000	0.000	0.000	0.50	3.9
Aroclor-1260	1	0.000	0.000	0.000	0.47	
	2	0.000	0.000	0.000	0.46	2.2

con-test® ANALYTICAL LABORATORY

39 Spruce Street * East Longmeadow, MA 01028 * FAX 413/525-6405 * TEL. 413/525-2332

IDENTIFICATION SUMMARY FOR SINGLE COMPONENT ANALYTES

SW-846 8082A

LCS Dup

Lab Sample ID: B272880-BSD1 Date(s) Analyzed: 12/16/2020 12/16/2020

Instrument ID (1): ECD10 Instrument ID (2): ECD10

GC Column (1): ID: (mm) GC Column (2): ID: (mm)

ANALYTE	COL	RT	RT WINDOW		CONCENTRATION	%RPD
			FROM	TO		
Aroclor-1016	1	0.000	0.000	0.000	0.48	
	2	0.000	0.000	0.000	0.47	2.1
Aroclor-1260	1	0.000	0.000	0.000	0.41	
	2	0.000	0.000	0.000	0.39	5.0

con-test® ANALYTICAL LABORATORY

39 Spruce Street * East Longmeadow, MA 01028 * FAX 413/525-6405 * TEL. 413/525-2332

IDENTIFICATION SUMMARY FOR SINGLE COMPONENT ANALYTES

SW-846 8082A

Matrix Spike

Lab Sample ID: B272880-MS1

Date(s) Analyzed: 12/16/2020 12/16/2020

Instrument ID (1): ECD10

Instrument ID (2): ECD10

GC Column (1): ID: (mm)

GC Column (2): ID: (mm)

ANALYTE	COL	RT	RT WINDOW		CONCENTRATION	%RPD
			FROM	TO		
Aroclor-1016	1	0.000	0.000	0.000	23	
	2	0.000	0.000	0.000	23	0.0
Aroclor-1260	1	0.000	0.000	0.000	0.56	
	2	0.000	0.000	0.000	0.65	14.9

con-test® ANALYTICAL LABORATORY

39 Spruce Street * East Longmeadow, MA 01028 * FAX 413/525-6405 * TEL. 413/525-2332

FLAG/QUALIFIER SUMMARY

*	QC result is outside of established limits.
†	Wide recovery limits established for difficult compound.
‡	Wide RPD limits established for difficult compound.
#	Data exceeded client recommended or regulatory level
ND	Not Detected
RL	Reporting Limit is at the level of quantitation (LOQ)
DL	Detection Limit is the lower limit of detection determined by the MDL study
MCL	Maximum Contaminant Level
	Percent recoveries and relative percent differences (RPDs) are determined by the software using values in the calculation which have not been rounded.
	No results have been blank subtracted unless specified in the case narrative section.
H-10	Analysis was requested after the recommended holding time had passed.
MS-21	Matrix spike and/or spike duplicate recovery bias high due to contribution of other Aroclors present in the source sample.

39 Spruce Street * East Longmeadow, MA 01028 * FAX 413/525-6405 * TEL. 413/525-2332

CERTIFICATIONS

Certified Analyses included in this Report

Analyte	Certifications

No certified Analyses included in this Report

The CON-TEST Environmental Laboratory operates under the following certifications and accreditations:

Code	Description	Number	Expires
AIHA	AIHA-LAP, LLC - ISO17025:2017	100033	03/1/2022
MA	Massachusetts DEP	M-MA100	06/30/2021
CT	Connecticut Department of Publilc Health	PH-0567	09/30/2021
NY	New York State Department of Health	10899 NELAP	04/1/2021
NH-S	New Hampshire Environmental Lab	2516 NELAP	02/5/2021
RI	Rhode Island Department of Health	LAO00112	12/30/2020
NC	North Carolina Div. of Water Quality	652	12/31/2020
NJ	New Jersey DEP	MA007 NELAP	06/30/2021
FL	Florida Department of Health	E871027 NELAP	06/30/2021
VT	Vermont Department of Health Lead Laboratory	LL720741	07/30/2021
ME	State of Maine	MA00100	06/9/2021
VA	Commonwealth of Virginia	460217	12/14/2021
NH-P	New Hampshire Environmental Lab	2557 NELAP	09/6/2021
VT-DW	Vermont Department of Health Drinking Water	VT-255716	06/12/2021
NC-DW	North Carolina Department of Health	25703	07/31/2021
PA	Commonwealth of Pennsylvania DEP	68-05812	06/30/2021
MI	Dept. of Env, Great Lakes, and Energy	9100	09/6/2021

20I1050

20L0647

con-test® ANALYTICAL LABORATORY

http://www.contestlabs.com

Doc # 381 Rev 2_06262019

Phone: 413-525-2332
Fax: 413-525-6405
Email: info@contestlabs.com

CHAIN OF CUSTODY RECORD

39 Spruce Street
East Longmeadow, MA 01028

Page 1 of 6

Company Name:	AECOM
Address:	500 Enterprise Drive, 1A, Rocky Hill, CT 06067
Phone:	860-263-5781
Project Name:	Greenwich High School
Project Location:	Greenwich, CT
Project Number:	60432356
Project Manager:	Kaitlyn Feliciano
Con-Test Quote Name/Number:	Q-20191217
Invoice Recipient:	Dan Seremet, E. Doerfler
Sampled By:	C. Hayden

Requested Turnaround Time: 7-Day ☑ 10-Day ☐ PFAS 10-Day (std) ☐ Due Date:

Rush-Approval Required: 1-Day ☐ 3-Day ☐ 2-Day ☐ 4-Day ☐

Dissolved Metals Samples: ○ Field Filtered ○ Lab to Filter

Orthophosphate Samples: ○ Field Filtered ○ Lab to Filter

Data Delivery: Format: PDF ☑ EXCEL ☑ Other: EDD - EQuis CLP Like Data Pkg Required: ☐ Email To: elizabeth.doerfler@aecom.com, dan.seremet@aecom.com Fax To #:

PCB ONLY: SOXHLET ☑ NON SOXHLET ☐

ANALYSIS REQUESTED

Con-Test Work Order#	Client Sample ID / Description	Beginning Date/Time	Ending Date/Time	COMP/GRAB	[1]Matrix Code	Conc Code	VIALS	GLASS	PLASTIC	BACTERIA	ENCORE	PCBs 8082
1	AF20(1-1.5)-1	9-18-20	0755	GRAB	S	U		1				X
2	AF20(2-4)-1		0810					1				X
-01 3	AF20(5-7)-1		0855					1				X
4	AH20(0.5-1)-1		1030					1				X
5	AH20(2-4)-1		1058					1				X
6	AH20(5-7)-1		1115					1				X
7	Y16.5(3-3.5)-1		1320					1				X
8	AF12(1-1.5)-1		1345					1				X
9	AF12(2-4)-1		1347					1				X
10	AF12(4-5)-1		1349					1				X

[2] Preservation Code

Courier Use Only

Total Number Of:

VIALS ____
GLASS 10
PLASTIC ____
BACTERIA ____
ENCORE ____

Glassware in the fridge? Y / N

Glassware in freezer? Y / N

Prepackaged Cooler? Y / N

*Contest is not responsible for missing samples from prepacked coolers

[1] **Matrix Codes:**
GW = Ground Water
WW = Waste Water
DW = Drinking Water
A = Air
S = Soil
SL = Sludge
SOL = Solid
O = Other (please define)

[2] **Preservation Codes:**
I = Iced
H = HCL
M = Methanol
N = Nitric Acid
S = Sulfuric Acid
B = Sodium Bisulfate
X = Sodium Hydroxide
T = Sodium Thiosulfate
O = Other (please define)

Relinquished by: (signature)	Date/Time:
C. Hayden	9.18.20/1500
Received by: (signature)	Date/Time:
Relinquished by: (signature)	Date/Time:
Received by: (signature)	Date/Time:
Relinquished by: (signature)	Date/Time:
Received by: (signature)	Date/Time:
Relinquished by: (signature)	Date/Time:
Received by: (signature)	Date/Time:

Client Comments: per client reactivate sample -03 for 8082 splp 12/11/2020 KF

Detection Limit Requirements: MA ____ CT CT RSR GA PMC, R DEC Other: ____

Special Requirements: ☐ MA MCP Required; MCP Certification Form Required; ☑ CT RCP Required; RCP Certification Form Required; ☐ MA State DW Required; PWSID #

Please use the following codes to indicate possible sample concentration within the Conc Code column above: H - High; M - Medium; L - Low; C - Clean; U - Unknown

Project Entity: Government ☐ Municipality ☑ MWRA ☐ WRTA ☐ Federal ☐ 21 J ☐ School ☐ City ☐ Brownfield ☐ MBTA ☐

Other: ☐ Chromatogram ☐ AIHA-LAP,LLC

Lab Comments:

Disclaimer: Con-Test Labs is not responsible for any omitted information on the Chain of Custody. The Chain of Custody is a legal document that must be complete and accurate and is used to determine what analyses the laboratory will perform. Any missing information is not the laboratory's responsibility. Con-Test values your partnership on each project and will try to assist with missing information, but will not be held accountable.

Table of Contents

20I1050

con-test ANALYTICAL LABORATORY

Phone: 413-525-2332
Fax: 413-525-6405
Email: info@contestlabs.com

http://www.contestlabs.com

CHAIN OF CUSTODY RECORD

39 Spruce Street
East Longmeadow, MA 01028

Doc # 381 Rev 2_06262019

Company Name:	AECOM
Address:	500 Enterprise Drive, 1A, Rocky Hill, CT 06067
Phone:	860-263-5781
Project Name:	Greenwich High School
Project Location:	Greenwich, CT
Project Number:	60432356
Project Manager:	Kaitlyn Feliciano
Con-Test Quote Name/Number:	Q-20191217
Invoice Recipient:	Dan Seremet, E. Doerfler
Sampled By:	C. Hayden

Requested Turnaround Time: 7-Day ☑ 10-Day ☐ PFAS 10-Day (std) ☐ Due Date:

Rush-Approval Required: 1-Day ☐ 3-Day ☐ 2-Day ☐ 4-Day ☐

Dissolved Metals Samples: ○ Field Filtered ○ Lab to Filter

Orthophosphate Samples: ○ Field Filtered ○ Lab to Filter

Data Delivery: Format: PDF ☑ EXCEL ☑
Other: EDD - EQuis
CLP Like Data Pkg Required: ☐
Email To: elizabeth.doerfler@aecom.com, dan.seremet@aecom.com
Fax To #:

PCB ONLY
SOXHLET ☑
NON SOXHLET ☐

ANALYSIS REQUESTED

Con-Test Work Order#	Client Sample ID / Description	Beginning Date/Time	Ending Date/Time	COMP/GRAB	[1]Matrix Code	Conc Code	VIALS	GLASS	PLASTIC	BACTERIA	ENCORE	PCBs 8082	PS
	AF12(5-6)-1	9-18-20	1351	GRAB	S	U		1				X	
11	AF14(1-1.5)-1		1321					1				X	
12	AF14(2-4)-1		1319					1				X	
13	AF14(4-5)-1		1313					1				X	
14	AF14(5-6)-1		1315					1				X	
15	AQ12(1-1.5)-1		1219					1				X	
16	AQ12(2-4)-1		1217					1				X	
17	AQ12(4-5)-1		1215					1				X	
	AQ12(5-6)-1		1213					1				X	
18	AN14S(1-1.5)-1		1455					1				X	X

Relinquished by: (signature)	Date/Time:
	9-18-20 / 1500
Received by: (signature)	Date/Time:
	9/18/20 1500
Relinquished by: (signature)	Date/Time:
	9/18/20 8:00
Received by: (signature)	Date/Time:
4.3, 5.9	9/18/20 2000
Relinquished by: (signature)	Date/Time:
Received by: (signature)	Date/Time:
Relinquished by: (signature)	Date/Time:
Received by: (signature)	Date/Time:

Client Comments: Hold Samples: AF12(5-6)-1, AQ12(5-6)-1

Detection Limit Requirements
MA
CT — CT RSR GA PMC, R DEC
Other:

Special Requirements
☐ MA MCP Required
MCP Certification Form Required
☑ CT RCP Required
RCP Certification Form Required
☐ MA State DW Required
PWSID #

Please use the following codes to indicate possible sample concentration within the Conc Code column above:
H - High; M - Medium; L - Low; C - Clean; U - Unknown

Project Entity
Government ☐ Municipality ☑ MWRA ☐ WRTA ☐
Federal ☐ 21 J ☐ School ☐
City ☐ Brownfield ☐ MBTA ☐

Other
☐ Chromatogram
☐ AIHA-LAP,LLC

[2] Preservation Code

Courier Use Only
Total Number Of:
VIALS
GLASS 10
PLASTIC
BACTERIA
ENCORE

Glassware in the fridge? Y / N
Glassware in freezer? Y / N
Prepackaged Cooler? Y / N
*Contest is not responsible for missing samples from prepacked coolers

[1] Matrix Codes:
GW = Ground Water
WW = Waste Water
DW = Drinking Water
A = Air
S = Soil
SL = Sludge
SOL = Solid
O = Other (please define)

[2] Preservation Codes:
I = Iced
H = HCL
M = Methanol
N = Nitric Acid
S = Sulfuric Acid
B = Sodium Bisulfate
X = Sodium Hydroxide
T = Sodium Thiosulfate
O = Other (please define)

Lab Comments:

Disclaimer: Con-Test Labs is not responsible for any omitted information on the Chain of Custody. The Chain of Custody is a legal document that must be complete and accurate and is used to determine wha analyses the laboratory will perform. Any missing information is not the laboratory's responsibility. Con Test values your partnership on each project and will try to assist with missing information, but will not be held accountable.

Table of Contents

20I1050

con-test® ANALYTICAL LABORATORY

Phone: 413-525-2332
Fax: 413-525-6405
Email: info@contestlabs.com

http://www.contestlabs.com

CHAIN OF CUSTODY RECORD

39 Spruce Street
East Longmeadow, MA 01028

Doc # 381 Rev 2_06262019

Company Name:	AECOM
Address:	500 Enterprise Drive, 1A, Rocky Hill, CT 06067
Phone:	860-263-5781
Project Name:	Greenwich High School
Project Location:	Greenwich, CT
Project Number:	60432356
Project Manager:	Kaitlyn Feliciano
Con-Test Quote Name/Number:	Q-20191217
Invoice Recipient:	Dan Seremet, E. Doerfler
Sampled By:	C. Hayden

Requested Turnaround Time: 7-Day ☑ 10-Day ☐ PFAS 10-Day (std) ☐ Due Date:

Rush-Approval Required: 1-Day ☐ 3-Day ☐ 2-Day ☐ 4-Day ☐

Dissolved Metals Samples: ○ Field Filtered ○ Lab to Filter

Orthophosphate Samples: ○ Field Filtered ○ Lab to Filter

Data Delivery: Format: PDF ☑ EXCEL ☑
Other: EDD - EQuis
CLP Like Data Pkg Required: ☐
Email To: elizabeth.doerfler@aecom.com, dan.seremet@aecom.com
Fax To #:

PCB ONLY
SOXHLET ☑
NON SOXHLET ☐

ANALYSIS REQUESTED

Con-Test Work Order#	Client Sample ID / Description	Beginning Date/Time	Ending Date/Time	COMP/GRAB	[1]Matrix Code	Conc Code	VIALS	GLASS	PLASTIC	BACTERIA	ENCORE	PCBs 8082	P6
19	AN14.5(2-4)-1	9-13-20	1052	GRAB	S	U		1				X	X
20	AN14.5(4-5)-1		1050					1				X	X
	AN14.5(5-6)-1		1045					1				X	X
	AM13(1-1.5)-1		0914					1				X	
	AM13(2-4)-1		0945					1				X	
	AM13(4-5)-1		0955					1				X	
	AM13(5-6)-1		0957					2				X	
	A013(1-1.5)-1		1146					1				X	
	A013(2-4)-1		1143					1				X	
	A013(4-5)-1		1140					1				X	

[2] Preservation Code

Courier Use Only
Total Number Of:
VIALS ____
GLASS 11
PLASTIC ____
BACTERIA ____
ENCORE ____

Glassware in the fridge? Y / N
Glassware in freezer? Y / N
Prepackaged Cooler? Y / N
*Contest is not responsible for missing samples from prepacked coolers

Relinquished by: (signature)	Date/Time:
C Hayden	9/18/20 1500
Received by: (signature)	Date/Time:
[illegible]	9/18/20 1500
Relinquished by: (signature)	Date/Time:
[illegible]	9/18/20 8:00
Received by: (signature)	Date/Time:
[illegible]	9/18/20 2000
Relinquished by: (signature)	Date/Time:
Received by: (signature)	Date/Time:
Relinquished by: (signature)	Date/Time:
Received by: (signature)	Date/Time:

Client Comments: "AM13(5-6)-1" is MS/MSD Hold samples: AN14.5(5-6)-1, AM13(5-6)-1

Detection Limit Requirements
MA
CT: CT RSR GA PMC, R DEC
Other:

Special Requirements
☐ MA MCP Required
MCP Certification Form Required
☑ CT RCP Required
RCP Certification Form Required
☐ MA State DW Required
PWSID #

Please use the following codes to indicate possible sample concentration within the Conc Code column above:
H - High; M - Medium; L - Low; C - Clean; U - Unknown

Project Entity
Government ☐ Municipality ☑ MWRA ☐ WRTA ☐
Federal ☐ 21 J ☐ School ☐
City ☐ Brownfield ☐ MBTA ☐

Other
☐ Chromatogram
☐ AIHA-LAP,LLC

[1] **Matrix Codes:**
GW = Ground Water
WW = Waste Water
DW = Drinking Water
A = Air
S = Soil
SL = Sludge
SOL = Solid
O = Other (please define)

[2] **Preservation Codes:**
I = Iced
H = HCL
M = Methanol
N = Nitric Acid
S = Sulfuric Acid
B = Sodium Bisulfate
X = Sodium Hydroxide
T = Sodium Thiosulfate
O = Other (please define)

Lab Comments:

Disclaimer: Con-Test Labs is not responsible for any omitted information on the Chain of Custody. The Chain of Custody is a legal document that must be complete and accurate and is used to determine what analyses the laboratory will perform. Any missing information is not the laboratory's responsibility. Con-Test values your partnership on each project and will try to assist with missing information, but will not be held accountable.

Table of Contents

I Have Not Confirmed Sample Container Numbers With Lab Staff Before Relinquishing Over Samples_____

con-test® ANALYTICAL LABORATORY

Doc# 277 Rev 5 2017

Login Sample Receipt Checklist - (Rejection Criteria Listing - Using Acceptance Policy) Any False Statement will be brought to the attention of the Client - State True or False

Client AECOM

Received By am Date 9/18/20 Time 2000

How were the samples received? In Cooler T No Cooler ____ On Ice T No Ice ____
Direct from Sampling ____ Ambient ____ Melted Ice ____

Were samples within Temperature? 2-6°C T By Gun # 4 Actual Temp - 4.3, 5.9
By Blank # ____ Actual Temp - ____

Was Custody Seal Intact? NA Were Samples Tampered with? NA
Was COC Relinquished ? T Does Chain Agree With Samples? T
Are there broken/leaking/loose caps on any samples? F
Is COC in ink/ Legible? T Were samples received within holding time? T
Did COC include all pertinent Information? Client T Analysis T Sampler Name T
Project T ID's T Collection Dates/Times T
Are Sample labels filled out and legible? T
Are there Lab to Filters? F Who was notified? ____
Are there Rushes? F Who was notified? ____
Are there Short Holds? F Who was notified? ____
Is there enough Volume? T
Is there Headspace where applicable? F MS/MSD? F
Proper Media/Containers Used? T Is splitting samples required? F
Were trip blanks received? F On COC? F
Do all samples have the proper pH? NA Acid ____ Base ____

Vials	#	Containers:	#		#		#
Unp-		1 Liter Amb.		1 Liter Plastic		16 oz Amb.	
HCL-		500 mL Amb.		500 mL Plastic		8oz Amb/Clear	20
Meoh-		250 mL Amb.		250 mL Plastic		4oz Amb/Clear	
Bisulfate-		Flashpoint		Col./Bacteria		2oz Amb/Clear	
DI-		Other Glass		Other Plastic		Encore	
Thiosulfate-		SOC Kit		Plastic Bag		Frozen:	
Sulfuric-		Perchlorate		Ziplock			

Unused Media

Vials	#	Containers:	#		#		#
Unp-		1 Liter Amb.		1 Liter Plastic		16 oz Amb.	
HCL-		500 mL Amb.		500 mL Plastic		8oz Amb/Clear	
Meoh-		250 mL Amb.		250 mL Plastic		4oz Amb/Clear	
Bisulfate-		Col./Bacteria		Flashpoint		2oz Amb/Clear	
DI-		Other Plastic		Other Glass		Encore	
Thiosulfate-		SOC Kit		Plastic Bag		Frozen:	
Sulfuric-		Perchlorate		Ziplock			

Comments:

REASONABLE CONFIDENCE PROTOCOL
LABORATORY ANALYSIS QA/QC CERTIFICATION FORM

Laboratory Name: Con-Test Analytical Laboratory

Client: AECOM Environment - Rocky Hill, CT

Project Location: Greenwich, CT

Project Number: 20L0647

Laboratory Sample ID(s):

20L0647-01

Sample Date(s):

09/18/2020

List RCP Methods Used:

SW-846 1312, SW-846 8082A

1	For each analytical method referenced in this laboratory report package, were all specified QA/QC performance criteria followed, including the requirement to explain any criteria falling outside of acceptable guidelines, as specified in the CTDEP method-specific Reasonable Confidence Protocol documents?	☑ Yes ☐ No
1A	Were the method specified preservation and holding time requirements met?	☐ Yes ☑ No
1B	VPH and EPH Methods only: Was the VPH and EPH method conducted without significant modifications (see Section 11.3 of respective RCP methods)?	☐ Yes ☐ No ☑ N/A
2	Were all samples received by the laboratory in a condition consistent with that described on the associated chain-of-custody document(s)?	☑ Yes ☐ No
3	Were samples received at an appropriate temperature (< 6 degrees C.)?	☑ Yes ☐ No ☐ N/A
4	Were all QA/QC performance criteria specified in the CTDEP Reasonable Confidence Protocol documents achieved?	☑ Yes ☐ No
5A	Were reporting limits specified or referenced on the chain-of-custody?	☑ Yes ☐ No
5B	Were these reporting limits met?	☑ Yes ☐ No
6	For each analytical method referenced in this laboratory report package, were results reported for all constituents identified in the method-specific analyte lists presented in the Reasonable Confidence Protocol documents?	☑ Yes ☐ No
7	Are project-specific matrix spikes and laboratory duplicates included in this data set?	☑ Yes ☐ No

Notes: For all questions to which the response was "No" (with the exception of question #7), additional information must be provided in an attached narrative. If the answer to question #1, #1A, or #1B is "No", the data package does not meet the requirements for "Reasonable Confidence."
This form may not be altered and all questions must be answered.

Lisa A. Worthington

I, the undersigned, attest under the pains and penalties of perjury that, to the best of my knowledge and belief and based upon my personal inquiry of those responsible for providing the information contained in this analytical report, such information is accurate and complete.

Authorized Signature: Lisa Worthington **Position:** **Technical Representative**

Printed Name: **Lisa A. Worthington** **Date:** **12/16/20**

Name of Laboratory: **Con-Test Analytical Laboratory**

This certification form is to be used for RCP methods only.

Appendix B

Remediation Scenario Cost Estimates

Table B-1
Detailed Cost Estimate
Self-Implementing Standards

Greenwich High School
10 Hillside Rd.
Greenwich, CT

Remedial Approach: Remediate to Self-Implementing Standards.

Sequencing Approach: Perform earthwork during the summer only.

Assumptions:

Number of Excavation Days	398	days
Number of Backfill Days	138	days
Soil Wet Volume	34426	CY
Soil Dry Volume	50674	CY
Volume of Soil Excavated	85100	CY
Tons of Soil Excavated	144670	tons
Number of Mobilizations	15	

Note: Cost estimate include costs for turf field installation but not spectator stands.

Task	Description	Unit		Quantity	Unit Rate	Total Cost
1	**Mobilization**					**$638,850**
	Project Meetings, Documentation, and Submittals	15	LS	1	$10,000	$150,000
	Excavation Equipment	15	LS	1	$10,000	$150,000
	Utility Hookup-phone.etc	15	LS	1	$2,500	$37,500
	Utility Clearance	15	LS	1	$2,700	$40,500
	Project Manager	15	Day	3	$1,200	$54,000
	Superintendent	15	Day	6	$750	$67,500
	Project Engineer	15	Day	6	$540	$48,600
	Administration	15	Day	3	$350	$15,750
	Demobilization	15	LS	1	$5,000	$75,000
2	**Temporary Facilities and Controls**					**$3,226,299**
	Site Survey	1	LS	1	$20,000	$20,000
	Project Manager	15	Day	29	$1,200	$516,600
	Superintendent	15	Day	41	$750	$461,250
	Project Engineer	15	Day	41	$540	$332,100
	Administration	15	Day	8	$350	$43,050
	Remove and store existing light poles	1	LS	1	$15,000	$15,000
	Stockpile, Laydown Area, Decon Construction	15	LS	1	$5,000	$75,000
	Swales	15	LF	1200	$7	$126,000
	Replacement Fencing	1	LF	4000	$32	$128,000
	Sandbags	2	Each	4383	$8	$70,123
	Privacy screening (replace existing-baseball field only)	1	LF	500	$10	$5,000
	Silt Fence	2	LF	3400	$0.38	$2,584
	Temporary Fencing	2	LF month	43827	$6	$525,924
	Access Roads	13	SF	950	$18	$222,300
	Decontamination Supplies	15	LS	1	$5,000	$75,000
	Miscellaneous Supplies	15	Month	2.5	$3,050	$114,375
	Pick-up Truck (3 trucks)	15	Month	2.5	$2,850	$106,875
	Site Facilities	15	Month	2.5	$2,467	$92,505
	Dumpster	15	Month	2.5	$156	$5,863
	Water Truck	15	Month	2.5	$2,500	$93,750
	Fuel/Maintenance	15	Month	2.5	$5,200	$195,000
3	**Site Clearing and Grubbing**					**$150,000**
	Construction Crew	15	Day	2	$5,000	$150,000
4	**Excavation Shoring**					**$5,503,916**
	Design	1	Each	1	$10,000	$10,000
	Mobilization	2	Each	1	$50,000	$100,000
	Sheeting Use and Installation, removal	1	SF	245178	$22	$5,393,916
5	**Stockpile, Laydown Area, Decon Construction**					**$354,025**
	Aggregate Base	15	CY	60	$15	$13,500
	Decontamination Pad Geotextile	15	SY	276	$1.29	$5,341
	Decontamination Pad Liner	15	SF	2040	$0.39	$11,934
	Decontamination Pad plywood sheets	15	Each	34	$35	$17,850
	Decontamination Pad hay bales	15	Each	50	$7	$5,250
	Decontamination Pad planking	15	Each	90	$85	$114,750
	Decontamination Pad drums	15	Each	10	$100	$15,000
	Decontamination Pad pumps	15	Each	2	$500	$15,000
	Disposal	15	LS	2	$2,500	$75,000
	Laydown Area/Stockpile	15	LS	1	$5,000	$75,000
	Liner	15	SY	100	$3.6	$5,400
6	**Construction Dewatering**					**$3,053,665**
	System Design	1	Each	1	$2,500	$2,500
	Treatment System Mob/ Demob	15	Each	1	$60,000	$900,000
	Dewatering Mob/ demob	15	Each	1	$5,000	$75,000
	Frac Tank Rental (3 tanks)	15	Month	1	$7,161	$107,415
	Frac Tank mob/ demob (3 tanks)	15	Each	1	$15,000	$225,000
	Dewatering system rental	15	Week	5	$2,000	$150,000
	Treatment system rental	15	Month	1.25	$11,000	$206,250
	Treatment system operation	15	Day	25	$1,200.00	$450,000
	Dewatering operation	15	Day	25	$1,200	$450,000
	Analytical	15	Week	5	$500	$37,500
	Disposable Filter Media	15	LS	1	$10,000	$150,000
	Decon/ Demob Treatment System	15	LS	1	$20,000	$300,000
7	**Soil/Sediment Excavation**					**$3,059,402**
	Backhoe	15	Day	27	$950	$384,750
	Excavator (2 excavators)	15	Day	27	$1,380	$558,900
	Loader	15	Day	27	$1,210	$490,050
	Skid Steer	15	Day	27	$238	$96,188
	Laborer (3 laborers)	15	Day	27	$1,665	$674,325
	Operator (2 operators)	15	Day	27	$1,310	$530,550
	Drying of Saturated Soils	1	Ton	14467	$22	$324,639
8	**Sampling**					**$3,409,175**
	TSCA Pre-verification Sampling (AECOM crew and Geoprobe)	1	Day	10	$4,680	$46,800
	Waste Characterization Sampling (AECOM crew and Geoprob	1	Day	12.0	$4,680	$56,160
	Waste Characterization Sample Analysis	1	Each	170	$1,123	$191,135
	Confirmation Sampling Crew	15	Day	27	$4,960	$1,976,162
	PCB Soil Confirmation Samples	1	Each	16946	$60	$1,016,756
	Other COC Samples	1	Each	1279	$50	$63,946
	Post-Remediation Groundwater Monitoring	1	LS	1	$58,216	$58,216

Task	Description	Unit		Quantity	Unit Rate	Total Cost
9	**Fill Placement**					**$3,466,006**
	Compactor	15	Day	11	$390	$64,350
	Excavator	15	Day	11	$690	$113,850
	Loader	15	Day	11	$605	$99,825
	Bulldozer	15	Day	11	$640	$105,600
	Operator	15	Day	11	$1,310	$216,150
	Laborer	15	Day	11	$1,665	$274,725
	Backfill Analytical Test Samples	1	Each	85	$600	$51,060
	Demarcation Layer	1	SY	36378	$1.3	$46,927
	Common Fill	1	Ton	144670	$17	$2,491,941
	Topsoil Analytical Samples	1	Each	3	$600	$1,577
10	**Air Monitoring**					**$797,700**
	Mob/Demob	15	Each	1	$12,500	$187,500
	Equipment	15	Month	2	$2,800	$84,000
	Air Technician	15	Day	27	$640	$259,200
	Analytical Samples	15	LS	10	$500	$75,000
	Office Support	15	Week	20	$640	$192,000
11	**Site Restoration**					**$628,531**
A	**Central Area**					**$105,084**
	Bulldozer	1	Day	8	$640	$5,120
	Compactor	1	Day	2	$390	$780
	Equipment Operator	1	Day	8	$1,310	$10,480
	Laborer	1	Day	8	$1,665	$13,320
	Loader	1	Day	2	$605	$1,210
	Skid Steer	1	Day	8	$238	$1,900
	Hydroseeding	1	SF	110000	$0.12	$13,200
	Topsoil	1	CY	2037	$29	$59,074
B	**Field #2**					**$64,923**
	Bulldozer	1	Day	2	$640	$1,280
	Equipment Operator	1	Day	2	$1,310	$2,620
	Laborer	1	Day	5	$1,665	$8,325
	Compactor	1	Day	2	$390	$780
	Skid Steer	1	Day	5	$238	$1,188
	Replacement Sod	1	SF	40000	$1.00	$40,000
	Topsoil	1	CY	370	$29	$10,730
C	**Field #3**					**$100,169**
	Bulldozer	2	Day	5	$640	$6,400
	Compactor	2	Day	5	$390	$3,900
	Equipment Operator	2	Day	5	$1,310	$13,100
	Laborer	2	Day	5	$1,665	$16,650
	Skid Steer	2	Day	5	$238	$2,375
	Stone Base	1	CY	6416	$9	$57,744
D	**Field #4**					**$87,783**
	Bulldozer	2	Day	5	$640	$6,400
	Compactor	2	Day	5	$390	$3,900
	Equipment Operator	2	Day	5	$1,310	$13,100
	Laborer	2	Day	5	$1,665	$16,650
	Loader	0	Day	5	$605	$0
	Skid Steer	2	Day	1	$238	$475
	Stone Base	1	CY	5251	$9	$47,258
E	**Field #5**					**$60,631**
	Bulldozer	1	Day	2	$640	$1,280
	Compactor	1	Day	2	$390	$780
	Equipment Operator	1	Day	2	$1,310	$2,620
	Laborer	1	Day	5	$1,665	$8,325
	Skid Steer	1	Day	5	$238	$1,188
	Replacement Sod	1	SF	40000	$1.00	$40,000
	Topsoil	1	CY	222	$29	$6,438
F	**Western Parking Lot**					**$209,942**
	Asphalt Placement	1	SF	70000	$2.25	$157,500
	Subbase	1	CY	2593	$9.00	$23,333
	compaction testing	1	Day	5	$650.00	$3,250
	geotech and chemical sampling	1	Each	2	$1,123.00	$2,246
	Bulldozer	1	Day	5	$640	$3,200
	Compactor	1	Day	5	$265	$1,325
	Equipment Operator	1	Day	5	$1,310	$6,550
	Laborer	1	Day	5	$1,665	$8,325
	Loader	1	Day	5	$605	$3,025
	Skid Steer	1	Day	5	$238	$1,188
12	**Waste Transportation and Disposal**					**$37,086,917**
	PCB Disposal > 50	1	Ton	136969	$250	$34,242,250
	PCB Disposal < 50	1	Ton	14223	$200	$2,844,667
13	**Turf Field Installation**					**$2,600,000**
	Replacement of Fields 3 and 4	1	LS	1		$2,600,000
14	**Program Management**					**$15,000,000**
	Program Management, Remedial Design, Construction Management, Community Relations, Reporting	15	LS	1	$1,000,000	$15,000,000

Subtotal		**$78,975,000**
Contingency	35%	**$27,641,250**
TOTAL		**$106,616,250**

Table B-2
Detailed Cost Estimate
Remediate to 500 ppm

Greenwich High School
10 Hillside Road
Greenwich, CT

Remedial Approach: Remediate PCBs to 1 mg/kg in the top 2 feet and remediate PCBs to 500 mg/kg everywhere, install an impermeable barrier, stormwater collection system, and groundwater recovery system.

Sequencing Approach: Perform earthwork during the summer.

Assumptions:

Number of Excavation Days	167	days
Number of Backfill Days	15	days
Soil Wet Volume	26226	CY
Soil Dry Volume	11881	CY
Volume of Soil Excavated	38107	CY
Tons of Soil Excavated	64783	tons
Number of Mobilizations	6	

Note: Cost estimate include costs for turf field installation but not spectator stands.

Task	Description	Unit		Quantity	Unit Rate	Total Cost
1	**Mobilization**					**$255,540**
	Project Meetings, Documentation, and Submittals	6	LS	1	$10,000	$60,000
	Excavation Equipment	6	LS	1	$10,000	$60,000
	Utility Hookup-phone.etc	6	LS	1	$2,500	$15,000
	Utility Clearance	6	LS	1	$2,700	$16,200
	Project Manager	6	Day	3	$1,200	$21,600
	Superintendent	6	Day	6	$750	$27,000
	Project Engineer	6	Day	6	$540	$19,440
	Administration	6	Day	3	$350	$6,300
	Demobilization	6	LS	1	$5,000	$30,000
2	**Temporary Facilities and Controls**					**$1,360,309**
	Site Survey	1	LS	1	$20,000	$20,000
	Project Manager	6	Day	25	$1,200	$181,440
	Superintendent	6	Day	36	$750	$162,000
	Project Engineer	6	Day	36	$540	$116,640
	Administration	6	Day	7	$350	$15,120
	Remove and store existing light poles	1	LS	1	$15,000	$15,000
	Stockpile, Laydown Area, Decon Construction	6	LS	1	$5,000	$30,000
	Swales	6	LF	3400	$7	$81,600
	Replacement Fencing	1	LF	4000	$32	$128,000
	Sandbags	2	Each	1458.1	$8	$23,330
	Privacy screening (replace existing-baseball field only)	1	LF	500	$10	$5,000
	Silt Fence	2	LF	2500	$0.38	$1,900
	Temporary Fencing	2	LF month	14581	$2	$58,324
	Access Roads	6	SF	950	$18	$102,600
	Decontamination Supplies	6	LS	1	$5,000	$30,000
	Miscellaneous Supplies	6	Month	4	$3,050	$73,200
	Pick-up Truck (x3 Trucks)	6	Month	4	$2,850	$68,400
	Site Facilities	6	Month	4	$2,467	$59,203
	Dumpster	6	Month	4	$156	$3,752
	Water Truck	6	Month	4	$2,500	$60,000
	Fuel/Maintenance	6	Month	4	$5,200	$124,800
3	**Site Clearing and Grubbing**					**$60,000**
	Construction Crew	6	Day	2	$5,000	$60,000
4	**Excavation Shoring**					**$2,282,616**
	Excavation Sloping and Trench Boxes	1	Each	1	$10,000	$10,000
	Mobilization	1	Each	1	$50,000	$50,000
	Sheeting Use and Installation, removal	1	SF	101028	$22	$2,222,616
5	**Stockpile, Laydown Area, Decon Construction**					**$141,610**
	Aggregate Base	6	CY	60	$15	$5,400
	Decontamination Pad Geotextile	6	SY	276	$1.29	$2,136
	Decontamination Pad Liner	6	SF	2040	$0.39	$4,774
	Decontamination Pad plywood sheets	6	Each	34	$35	$7,140
	Decontamination Pad hay bales	6	Each	50	$7	$2,100
	Decontamination Pad planking	6	Each	90	$85	$45,900
	Decontamination Pad drums	6	Each	10	$100	$6,000
	Decontamination Pad pumps	6	Each	2	$500	$6,000
	Disposal	6	LS	2	$2,500	$30,000
	Laydown Area/Stockpile	6	LS	1	$5,000	$30,000
	Liner	6	SY	100	$3.6	$2,160
6	**Construction Dewatering**					**$1,222,966**
	System Design	1	Each	1	$2,500	$2,500
	Treatment System Mob/ Demob	6	Each	1	$60,000	$360,000
	Dewatering Mob/ demob	6	Each	1	$5,000	$30,000
	Frac Tank Rental (3 tanks)	6	Month	1	$7,161	$42,966
	Frac Tank mob/ demob (3 tanks)	6	Each	1	$15,000	$90,000
	Dewatering system rental	6	Week	5	$2,000	$60,000
	Treatment system rental	6	Month	1.25	$11,000	$82,500
	Treatment system operation	6	Day	25	$1,200.00	$180,000
	Dewatering operation	6	Day	25	$1,200	$180,000
	Analytical	6	Week	5	$500	$15,000
	Disposable Filter Media	6	LS	1	$10,000	$60,000
	Decon/ Demob Treatment System	6	LS	1	$20,000	$120,000
7	**Soil/Sediment Excavation**					**$1,148,307**
	Backhoe	6	Day	28	$950	$159,600
	Excavator (2 excavators)	6	Day	28	$1,380	$231,840
	Loader	6	Day	28	$605	$101,640
	Skid Steer	6	Day	28	$238	$39,900
	Laborer (3 laborers)	6	Day	28	$1,665	$279,720
	Operator (2 operators)	6	Day	28	$1,310	$220,080
	Drying of Saturated Soils	1	Ton	5148	$22	$115,527
8	**Sampling**					**$1,190,435**
	TSCA Pre-verification Sampling (AECOM crew and Geoprobe)	1	Day	107	$4,680	$500,760
	Waste Characterization Sampling (AECOM crew and Geoprobe)	1	Day	1	$4,680	$4,680
	Waste Characterization Sample Analysis	1	Each	76	$600	$45,729
	Confirmation Sampling Crew	6	Day	28	$2,480	$413,241
	PCB Soil Confirmation Samples - Analytical	1	Each	3204	$60	$192,255
	Other COC Samples	1	Each	455	$50	$22,770
	Post-Remediation Groundwater & EC Monitoring (1 year)	1	LS	1	$11,000	$11,000

Table B-2
Detailed Cost Estimate
Remediate to 500 ppm

Greenwich High School
10 Hillside Road
Greenwich, CT

Task	Description	Unit		Quantity	Unit Rate	Total Cost
9	**Fill Placement / Impermeable Barrier Install**					**$3,022,870**
	Compactor	6	Day	11	$390	$25,740
	Excavator	6	Day	11	$690	$45,540
	Bulldozer	6	Day	11	$640	$42,240
	Operator	6	Day	11	$1,310	$86,460
	Laborer	6	Day	11	$1,665	$109,890
	Backfill Analytical Test Samples	1	Each	30	$600	$18,170
	Topsoil Analytical Samples	1	Each	2	$600	$1,377
	Geocomposite Install (includes material)	1	SY	44222	$14	$619,111
	LLDPE Membrane Install (includes material)	1	SY	22111	$10	$221,111
	Demarcation Layer	1	SY	29044	$1.3	$37,467
	Membrane Boot	1	Each	20	$500.0	$10,000
	Piping System (Gas)	1	LS	1	$50,000.0	$50,000
	Common Fill (includes install)	1	Ton	51483	$26	$1,338,547
	DGA (includes install)	1	CY	7407	$56	$414,815
	Topsoil Analytical Samples	1	Each	4	$600	$2,400
10	**Post Remediation Groundwater Treatment**					**$350,000**
	Piping System (Water)	1	Each	1	$100,000	$100,000
	Waste Water Treatment System	0	Each	1	$150,000	$0
	WW Treatment System O&M	10	Year	1	$25,000	$250,000
11	**Air Monitoring**					**$322,920**
	Mob/Demob	6	Each	1	$12,500	$75,000
	Equipment	6	Month	2	$2,800	$33,600
	Air Technician	6	Day	28	$640	$107,520
	Analytical Samples	6	LS	10	$500	$30,000
	Office Support	6	Week	20	$640	$76,800
12	**Site Restoration**					**$474,740**
A	**Central Area**					**$118,165**
	Bulldozer	1	Day	7	$640	$4,480
	Compactor	1	Day	1	$390	$390
	Equipment Operator	1	Day	7	$1,310	$9,170
	Laborer	1	Day	7	$1,665	$11,655
	Skid Steer	1	Day	7	$238	$1,663
	Hydroseeding	1	SF	92000	$0.45	$41,400
	Topsoil	1	CY	1704	$29	$49,407
B	**Field #2**					**$42,923**
	Bulldozer	1	Day	2	$640	$1,280
	Compactor	1	Day	2	$390	$780
	Equipment Operator	1	Day	2	$1,310	$2,620
	Laborer	1	Day	5	$1,665	$8,325
	Skid Steer	1	Day	5	$238	$1,188
	Topsoil	1	CY	370	$29	$10,730
	Replacement Sod	1	SF	40000	$0.45	$18,000
C	**Field #3**					**$100,169**
	Bulldozer	2	Day	5	$640	$6,400
	Compactor	2	Day	5	$390	$3,900
	Equipment Operator	2	Day	5	$1,310	$13,100
	Laborer	2	Day	5	$1,665	$16,650
	Skid Steer	2	Day	5	$238	$2,375
	Stone Base	1	CY	6416	$9	$57,744
D	**Field #4**					**$87,583**
	Bulldozer	2	Day	5	$640	$6,400
	Compactor	2	Day	5	$370	$3,700
	Equipment Operator	2	Day	5	$1,310	$13,100
	Laborer	2	Day	5	$1,665	$16,650
	Skid Steer	2	Day	1	$238	$475
	Stone Base	1	CY	5251	$9	$47,258
E	**Field #5**					**$60,591**
	Bulldozer	1	Day	2	$640	$1,280
	Compactor	1	Day	2	$370	$740
	Equipment Operator	1	Day	2	$1,310	$2,620
	Laborer	1	Day	5	$1,665	$8,325
	Skid Steer	1	Day	5	$238	$1,188
	Replacement Sod	1	SF	40000	$1.00	$40,000
	Topsoil	1	CY	222	$29	$6,438
F	**Western Parking Lot**					**$65,310**
	Asphalt Placement	1	SF	17000	$2.25	$38,250
	Subbase	1	CY	630	$15.00	$9,444
	compaction testing	1	Day	3	$650.00	$1,950
	geotech and chemical sampling	1	Each	1	$1,123.00	$1,123
	Bulldozer	1	Day	3	$640	$1,920
	Compactor	1	Day	3	$390	$1,170
	Equipment Operator	1	Day	3	$1,310	$3,930
	Laborer	1	Day	3	$1,665	$4,995
	Loader	1	Day	3	$605	$1,815
	Skid Steer	1	Day	3	$238	$713
13	**Waste Transportation and Disposal**					**$16,514,181**
	PCB Disposal > 50	1	Ton	54057	$250	$13,514,181
	PCB Disposal < 50	1	Ton	15000	$200	$3,000,000
14	**Turf Field Installation**					**$2,600,000**
	Replacement of Fields 3 and 4					$2,600,000
15	**EC Maintenance and Monitoring**					**$989,681**
	Inspection, Maintenance, and Monitoring and Second Field Replacement (30 years)	1	LS	1	$989,681	$989,681
16	**Program Management**					**$3,000,000**
	Program Management, Remedial Design, Construction Management, Community Relations, Reporting	1	LS	1	$3,000,000	$3,000,000

Subtotal			**$34,937,000**
Contingency	35%		**$12,227,950**
TOTAL			**$47,164,950**

Table B-3
Detailed Cost Estimate
Impermeable Barrier and Asphalt Cap

Remedial Approach: Remediate PCBs to 1 mg/kg in the top 2 feet, excavate elevated concentration PCBs in shallow soil, install an impermeable barrier, stormwater collection system, and groundwater recovery system.

Sequencing Approach: Perform earthwork of contaminated soils during the summer and construct impermeable liner and artificial fields in the fall. Estimated to be 3 mobilizations (dependent upon regulatory approval conditions including verification sampling requirements).

Assumptions:

Number of Excavation Days	83	days
Number of Backfill Days	27	days
Soil Wet Volume	1557	CY
Soil Dry Volume	21919	CY
Volume of Soil Excavated	23476	CY
Tons of Soil Excavated	39910	tons
Volume of >50 PPM Soil	13519	CY
Tons of >50 PPM Soil	22981	tons
Number of Mobilizations	3	

Note: Cost estimate include costs for turf field installation but not spectator stands.

Task	Description	Number of Mobilizations	Unit	Quantity	Unit Rate	Total Cost
1	**Mobilization**					**$142,770**
	Project Meetings, Documentation, and Submittals	3	LS	1	$10,000	$30,000
	Excavation Equipment	3	LS	1	$10,000	$30,000
	Utility Hookup-phone.etc	3	LS	1	$2,500	$7,500
	Utility Clearance	3	LS	1	$2,700	$8,100
	Project Manager	3	Day	3	$1,200	$10,800
	Superintendent	3	Day	6	$750	$13,500
	Project Engineer	3	Day	6	$540	$9,720
	Administration	3	Day	3	$350	$3,150
	Demobilization	3	LS	1	$10,000	$30,000
2	**Temporary Facilities and Controls**					**$1,033,964**
	Site Survey	1	LS	1	$20,000	$20,000
	Project Manager	3	Day	36	$1,200	$128,520
	Superintendent	3	Day	53	$750	$119,250
	Project Engineer	3	Day	53	$540	$85,860
	Administration	3	Day	11	$350	$11,130
	Remove and store existing light poles	1	LS	1	$15,000	$15,000
	Stockpile, Laydown Area, Decon Construction	3	LS	1	$5,000	$15,000
	Swales	3	LF	3400	$10	$102,000
	Replacement Fencing	1	LF	4000	$32	$128,000
	Sandbags	1	Each	1835.8	$8	$14,686
	Privacy screening (replace existing-baseball field only)	1	LF	500	$10	$5,000
	Silt Fence	1	LF	3400	$0.38	$1,292
	Temporary Fencing	1	LF month	18358	$6	$110,148
	Access Roads	4	SF	950	$18	$68,400
	Decontamination Supplies	3	LS	1	$5,000	$15,000
	Miscellaneous Supplies	3	Month	4	$3,050	$36,600
	Pick-up Truck (3 trucks)	3	Month	4	$2,850	$34,200
	Site Facilities	3	Month	4	$2,467	$29,602
	Dumpster	3	Month	4	$156	$1,876
	Water Truck	3	Month	4	$2,500	$30,000
	Fuel/Maintenance	3	Month	4	$5,200	$62,400
3	**Site Clearing and Grubbing**					**$30,000**
	Construction Crew	3	Day	2	$5,000	$30,000
4	**Excavation Shoring**					**$500,000**
	Excavation Sloping and Trench Boxes	1	LS	1	$500,000	$500,000
5	**Stockpile, Laydown Area, Decon Construction**					**$70,805**
	Aggregate Base	3	CY	60	$15	$2,700
	Decontamination Pad Geotextile	3	SY	276	$1.29	$1,068
	Decontamination Pad Liner	3	SF	2040	$0.39	$2,387
	Decontamination Pad plywood sheets	3	Each	34	$35	$3,570
	Decontamination Pad hay bales	3	Each	50	$7	$1,050
	Decontamination Pad planking	3	Each	90	$85	$22,950
	Decontamination Pad drums	3	Each	10	$100	$3,000
	Decontamination Pad pumps	3	Each	2	$500	$3,000
	Disposal	3	LS	2	$2,500	$15,000
	Laydown Area/Stockpile	3	LS	1	$5,000	$15,000
	Liner	3	SY	100	$3.6	$1,080
6	**Construction Dewatering**					**$514,925**
	System Design	2	Each	1	$2,500	$5,000
	Treatment System Mob/ Demob	2	Each	1	$120,000	$240,000
	Dewatering Mob/demob	2	Each	1	$5,000	$10,000
	Frac Tank Rental (3 tanks)	2	Month	2.25	$7,161	$32,225
	Frac Tank mob/ demob (3 tanks)	2	Each	1	$15,000	$30,000
	Dewatering system rental	2	Week	9	$2,000	$36,000
	Treatment system rental	2	Month	2.25	$11,000	$49,500
	Treatment system operation	2	Day	9	$1,200.00	$21,600
	Dewatering operation	2	Day	9	$1,200	$21,600
	Analytical	2	Week	9	$500	$9,000
	Disposable Filter Media	2	LS	1	$10,000	$20,000
	Decon/Demob Treatment System	2	LS	1	$20,000	$40,000
7	**Soil/Sediment Excavation**					**$611,989**
	Backhoe	3	Day	28	$950	$79,800
	Excavator (2 excavators)	3	Day	28	$1,380	$115,920
	Loader	3	Day	28	$1,210	$101,640
	Skid Steer	3	Day	28	$238	$19,950
	Laborer (3 laborers)	3	Day	28	$1,665	$139,860
	Operator (2 operators)	3	Day	28	$1,310	$110,040
	Drying of Saturated Soils	1	Ton	1995	$22	$44,779

Table B-3
Detailed Cost Estimate
Impermeable Barrier and Asphalt Cap

Task	Description	Number of Mobilizations	Unit	Quantity	Unit Rate	Total Cost
8	**Sampling**					**$387,380**
	TSCA Pre-verification Sampling (AECOM crew and Geoprobe)	1	Day	5	$4,680	$23,400
	Pre-Design Investigation for Barrier	1	Each	1	$10,000	$10,000
	Waste Characterization Sampling (AECOM crew and Geoprobe)	1	Day	2	$4,680	$9,360
	Waste Characterization Sample Analysis	1	Each	29	$1,123	$32,260
	Confirmation Sampling Crew	2	Day	27	$4,960	$270,816
	PCB Soil Confirmation/Delineation Samples	1	Each	546	$60	$32,760
	Lead Confirmation/Delineation Samples	1	Each	273	$9	$2,457
	Copper Confirmation/Delineation Samples	1	Each	43	$9	$387
	ETPH Confirmation/Delineation Samples	1	Each	50	$50	$2,500
	PAHs Confirmation/Delineation Samples	1	Each	43	$80	$3,440
9	**Fill Placement / Impermeable Barrier Install**					**$1,533,795**
	Compactor	3	Day	7	$390	$8,190
	Excavator	3	Day	7	$690	$14,490
	Loader	3	Day	7	$605	$12,705
	Bulldozer	3	Day	7	$640	$13,440
	Operator	3	Day	7	$1,310	$27,510
	Laborer	3	Day	7	$1,665	$34,965
	Backfill Analytical Test Samples	1	Each	2	$600	$934
	Geocomposite Install (includes material)	1	SY	44222	$14	$619,111
	LLDPE Membrane Install (includes material)	1	SY	22111	$10	$221,111
	Demarcation Layer	1	SY	27370	$1.3	$35,308
	Membrane Boot	1	Each	20	$500.0	$10,000
	Piping System (Gas)	1	LS	1	$50,000.0	$50,000
	Common Fill (includes install)	1	Ton	2647	$26	$68,816
	Vegetative Fill (includes install)	1	CY	0	$37	$0
	DGA (includes install)	1	CY	7407	$56	$414,815
	Topsoil Analytical Samples	1	Each	4	$600	$2,400
10	**Post Remediation Groundwater Treatment**					**$350,000**
	Piping System (Water)	1	Each	1	$100,000	$100,000
	Waste Water Treatment System	0	Each	1	$150,000	$0
	WW Treatment System O&M	10	Year	1	$25,000	$250,000
11	**Air Monitoring**					**$132,700**
	Mob/Demob	2	Each	1	$12,500	$25,000
	Equipment	3	Month	2	$2,800	$16,800
	Air Technician	3	Day	37	$640	$71,040
	Analytical Samples	3	LS	3	$500	$4,500
	Office Support	3	Week	8	$640	$15,360
12	**Site Restoration**					**$637,239**
A	**Central Area (outside fields)**					**$88,195**
	Bulldozer	1	Day	7	$640	$4,480
	Compactor	1	Day	2	$390	$780
	Equipment Operator	1	Day	7	$1,310	$9,170
	Laborer	1	Day	7	$1,665	$11,655
	Skid Steer	1	Day	7	$238	$1,663
	Hydroseeding	1	SF	92000	$0.12	$11,040
	Topsoil	1	CY	1704	$29	$49,407
B	**Field #2**					**$63,738**
	Bulldozer	1	Day	2	$48	$95
	Compactor	1	Day	2	$390	$780
	Equipment Operator	1	Day	2	$1,310	$2,620
	Laborer	1	Day	5	$1,665	$8,325
	Skid Steer	1	Day	5	$238	$1,188
	Replacement Sod	1	SF	40000	$1.00	$40,000
	Topsoil	1	CY	370	$29	$10,730
C	**Field #3 (does not include turf install)**					**$31,819**
	Bulldozer	1.5	Day	5	$640	$4,800
	Compactor	1.5	Day	5	$390	$2,925
	Equipment Operator	1.5	Day	5	$1,310	$9,825
	Laborer	1.5	Day	5	$1,665	$12,488
	Skid Steer	1.5	Day	5	$238	$1,781
D	**Field #4 (does not include turf install)**					**$20,263**
	Bulldozer	1	Day	5	$640	$3,200
	Compactor	1	Day	5	$390	$1,950
	Equipment Operator	1	Day	5	$1,310	$6,550
	Laborer	1	Day	5	$1,665	$8,325
	Skid Steer	1	Day	1	$238	$238
E	**Field #5**					**$60,631**
	Bulldozer	1	Day	2	$640	$1,280
	Compactor	1	Day	2	$390	$780
	Equipment Operator	1	Day	2	$1,310	$2,620
	Laborer	1	Day	5	$1,665	$8,325
	Skid Steer	1	Day	5	$238	$1,188
	Replacement Sod	1	SF	40000	$1.00	$40,000
	Topsoil	1	CY	222	$29	$6,438
F	**Retaining Wall**					**$372,595**
	Concrete Retaining Wall and Ramp	1	LS	1	$20,000	$20,000
	Concrete Retaining Wall and Stairs	1	LS	1	$20,000	$20,000
	Concrete Retaining Wall, Planting Beds	1	LF	300	$500	$150,000
	Concrete Sidewalks, Curb	1	LF	800	$100	$80,000
	Reset Light Poles	1	Each	6	$10,000	$60,000
	Restore Existing Utilities	1	LS	1	$10,000	$10,000
	Asphalt Placement	1	SF	2500	$2.25	$5,625
	Subbase	1	CY	300	$9.00	$2,700
	compaction testing	1	Day	12	$650.00	$7,800
	geotech and chemical sampling	1	Each	5	$1,123.00	$5,615
	Bulldozer	1	Day	2	$640	$1,280
	Compactor	1	Day	2	$265	$530
	Equipment Operator	1	Day	4	$1,310	$5,240
	Laborer	1	Day	2	$1,665	$3,330
	Skid Steer	1	Day	2	$238	$475

Table B-3
Detailed Cost Estimate
Impermeable Barrier and Asphalt Cap

Task	Description	Number of Mobilizations	Unit	Quantity	Unit Rate	Total Cost
13	**Waste Transportation and Disposal**					**$7,054,228**
	PCB Disposal > 50	1	Ton	23476	$250	$5,869,051
	PCB Disposal < 50	1	Ton	5926	$200	$1,185,177
14	**Turf Field Installation**					**$2,600,000**
	Replacement of Fields 3 and 4	1	LS			$2,600,000
15	**EC Maintenance and Monitoring**					**$989,681**
	Inspection, Maintenance, and Monitoring and Second Field Replacement (30 years)	1	LS	1	$989,681	$989,681
16	**Program Management**					**$3,000,000**
	Program Management, Remedial Design, Construction Management, Community Relations, Reporting	1	LS	1	$3,000,000	$3,000,000

Subtotal		**$19,590,000**
Contingency	30%	**$5,877,000**
TOTAL		**$25,467,000**

Appendix C

Engineered Control Application Parts I and II

Application for Engineered Control Variance

Greenwich High School
Remediation ID # 13334

Town of Greenwich

January 2021

Quality information

Prepared by

Elizabeth Doerfler

Reviewed by

Reviewed by

Michael Doherty, P.E.

Copyright © 2020 by AECOM

All rights reserved. No part of this copyrighted work may be reproduced, distributed, or transmitted in any form or by any means without the prior written permission of AECOM.

Table of Contents

1. Introduction 1
   1.1 Site Description 1
   1.2 Regulatory Status & Applicable Criteria 2
   1.3 Background Information 3
2. Environmental Setting and Receptors 4
   2.1 Geology 4
   2.2 Groundwater 4
   2.3 Surface Water 4
   2.4 Receptors 5
3. Summary of Investigation Results for Area of the Engineered Control 6
   3.1 2011 Investigation and IRMs 6
   3.2 2012 Remedial Investigation 6
   3.3 2013 Screening Level Ecological Risk Assessment 6
   3.4 2012 to 2015 MISA Construction 6
   3.5 2015 Western Parking Lot Expansion 7
   3.6 2017 Hydrogeologic Investigation 7
   3.7 2018 Phase III Investigation 7
   3.8 2020 Pre-Remediation Investigation 8
   3.9 Groundwater 8
   3.10 Phase II Remedial Action Plan 9
   3.10.1 Impermeable Barrier EC 9
   3.10.2 Asphalt and Concrete EC 10
   3.10.3 Clean Soil Cap EC 10
4. Description of Engineered Control 11
   4.1 Engineered Control Design 11
   4.1.1 Impermeable Barrier EC 11
   4.1.2 Asphalt and Concrete EC 12
   4.1.3 Clean Soil Cap EC 12
   4.2 Engineered Control Construction 12
   4.2.1 Health and Safety 12
   4.2.2 Permitting 12
   4.2.3 Sedimentation and Erosion Control 13
   4.2.4 Site Preparation 13
   4.2.5 Stormwater Controls 13
   4.2.6 Public Notice 13
   4.2.7 Implementation Schedule 13
   4.3 Post-Construction Activities 14
   4.3.1 Responsibilities for Monitoring and Maintenance 14
   4.3.2 Inspection, Monitoring and Maintenance Plan 14
   4.3.3 Intended Future Use for Fields 3 & 4 15
   4.3.4 Reporting 15
5. Financial Assurance Plan 16
6. References 17

Figures

Figure 1	Site Location
Figure 2	Site Plan with All Existing and Proposed EC Layouts
Figure 3	AOC 1 Sample Locations
Figure 4	PCB Investigation Data
Figure 5	Investigation Data R DEC Exceedances
Figure 6	Investigation Data GB PMC Exceedances
Figure 7	Monitoring Well Network
Figure 8	Excavation Plan
Figure 9	EC Layout with Remaining R DEC Exceedances
Figure 10	EC Layout with Remaining GB PMC Exceedances
Figure 11	Impermeable Barrier EC Cross Section
Figure 12	Asphalt and Concrete EC Cross Section
Figure 13	Clean Soil Cap EC Cross Section

Tables

Table 1	AOC 1 PCB Soil Analytical Data
Table 2	AOC 1 Non-PCB Soil Analytical Data
Table 3	Groundwater Data 2013-2020
Table 4	Financial Assurance Calculator

Attachments

Attachment A	EC Design Drawings
Attachment B	EC Operations, Maintenance, and Monitoring Plan

1. Introduction

AECOM was contracted by the Town of Greenwich to provide engineering and consulting services for the investigation and remediation of Greenwich High School, located at 10 Hillside Road in Greenwich, Connecticut (the Site). **Figure 1** depicts the Site's location. The Site is subject to the Connecticut Volunteer Remediation Program (VRP). This request for approval of an Engineered Control (EC) applies to portions of the remediation design documented in the Phase II Remedial Action Plan (RAP), which is being submitted coincident with this Application for Engineered Control Variance of polluted soil associated with historical imported fill at the Site (hereinafter referred to as the EC Variance). This EC Variance application is being submitted in accordance with Section 22a-133k-2(f) of the Connecticut Department of Energy and Environmental Protection (DEEP) Remediation Standard Regulations (RSR) to address exceedances of Residential Direct Exposure Criteria (R DEC) and the Pollutant Mobility Criteria (GB PMC).

This document presents the information required in support of Parts 1 and 2 of the EC Variance Application for the Site's artificial turf Fields 3 and 4, the area around the Fields 3 and 4, natural grass Fields 2 and 5, the Western Parking Lot, and grassy areas adjacent to the west side of the school building, as shown on **Figure 2**. Soil containing polychlorinated biphenyls (PCBs), extractable total petroleum hydrocarbons (ETPH), volatile organic compounds (VOCs), polycyclic aromatic hydrocarbons (PAHs), or various metals are present in soil at concentrations exceeding the R DEC in these areas. Soil containing PCBs, ETPH, PAHs, VOCs, and lead in exceedance of the GB PMC is located beneath Fields 3 and 4 and in the area immediately east of the fields. Soil impacts are associated with imported fill brought to the Site during construction of the school, identified as Area of Concern (AOC 1), which is the primary source of contamination at the Site. The remedial approach presented in the RAP focuses on AOC 1 and proposes excavation of shallow impacted soil and highly impacted soil at depths up to 6 feet below ground surface (bgs) in addition to the implementation of three ECs. This EC Variance application is being submitted to seek approval to use the following three ECs in one contiguous release area (AOC 1):

1. An EC consisting (from bottom to top) of an impermeable barrier, a geocomposite, 12 inches of dense graded aggregate (DGA), and a demarcation fabric beneath Fields 3 and 4 and the area to the east of Field 3 to render soil beneath the impermeable barrier inaccessible and environmentally isolated.
2. A DEC-only EC consisting of 12 inches of clean soil underlying another 12 inches of clean soil and natural grass in Field 2, Field 5, the area south of Fields 3 and 4, and areas immediately adjacent to the high school building to render soil beneath the cap inaccessible.
3. An EC consisting of 10 inches of asphalt subgrade underlying 4 to 6 inches of asphalt in the Western Parking Lot which, will render soil beneath the asphalt inaccessible.

The locations of the proposed ECs along with the existing EC at Fields 6 and 7 are depicted on **Figure 2**. This document conforms to the requirements of the RSRs and the DEEP Guidance Document titled "Engineered Controls pursuant to Section 22a-133k-2(f)(2)(B) of the Connecticut RSRs February 2009 Rev. 2010, Rev. 2013."

AECOM has previously obtained EPA and DEEP approval for an EC consisting of the geotextile and stone layers beneath Fields 6 and 7 at the Site. AECOM has also previously obtained DEEP approval for ECs consisting of asphalt pavement and others consisting of high-density polyethylene (HDPE) membrane liners to cover contaminated soils. These are established methods of EC construction for similar contaminated soils in Connecticut.

1.1 Site Description

The 54.75-acre Site is located at 10 Hillside Road in Greenwich, Connecticut, which is located at approximately 73.61 degrees west longitude and 41.04 degrees north latitude, immediately north of East Putnam Avenue (U.S. Route 1). Based on information from the Town of Greenwich Tax Assessor's Office, the Site is owned by the Town of Greenwich and is designated by parcel number 07-4511/S. A Site Location Plan is included as **Figure 1**. A Site Plan, depicting the current layout, pertinent site features, and the proposed EC layout is included as **Figure 2.**

The Site is in an area zoned for single-family residential use and is bound by residential properties to the north and west, East Putnam Avenue to the south, and Hillside Road to the east. Residential properties are located beyond East Putnam Avenue and Hillside Road. The Site is currently used as a public high school with associated athletic facilities. The southeast corner of the Site has not been developed and remains in the same condition as it existed

prior to the Town purchasing the property, except that the residences that occupied portions of that area were demolished. Improvements to the property include a high school building complex with multiple specific-use wings, paved parking areas, natural and artificial turf athletic fields, tennis courts, batting cages, landscaped areas, and pedestrian walkways. Utilities provided to the property include public water, storm drainage, sewer, electricity, and communications. Heating is provided by oil-fired boilers. No. 2 fuel oil for heating is stored on-site in a 15,000-gallon underground storage tank (UST). The current Site features are shown on **Figure 2.**

Before the Town acquired the high school property in 1966, portions of the property were used for residential purposes and much of the property was undeveloped. The property was originally three separate parcels which the Town purchased and combined into one parcel. Sanborn fire insurance maps indicate that, prior to 1966, the Site was occupied by several residences and outbuildings, which were primarily located along East Putnam Avenue and Hillside Road.

Two water bodies were observed on historical maps. Wetlands (referred to as Ice Pond on the 1938 and 1950 Sanborn maps) were located in the central portion of the property and an unnamed pond (currently named Cider Mill Pond) was located in the southeast corner. Historically, West Brothers Brook entered the property at the same location as it does currently, flowing southeast towards the wetlands, and then beyond to Cider Mill Pond.

Bid documents and historical construction drawings from the initial phase of construction of the high school show that the brook was rerouted along the western portion of the Site into the concrete channel it currently occupies in the late 1960s. These documents also indicate that, during construction of the high school buildings, fill was brought onto the property to fill the wetlands to grades similar to those that currently exist. The high school buildings were constructed on the eastern portion of the property, beyond the limits of the historical wetlands, on areas of shallow bedrock or bedrock outcrops.

Development of the high school occurred between 1966 and 1972 with the construction the original buildings, eight tennis courts, and athletic Fields 2, 3 and 4, the latter of which are located to the west of the school buildings in the vicinity of the former wetlands. The school opened for use in 1970. Several improvements to the property have taken place since the initial construction of the high school:

- In the early 1970s, additional fill was imported to level an area in the western parking lot that had settled.
- In 1974, the athletic fields were re-graded for improved drainage as the large area of relatively flat grades were allowing storm water to pond on the surface and limiting the use of these fields. Additional re-grading of the athletic fields was performed between 1982 and 1985. Historical drawings indicate that Fields 2 through 7 were constructed in their current locations by 1994. Additional improvements to Fields 3, 4, 6 and 7 were completed in 2005, when the current artificial turf fields were installed.
- In 1975, a football stadium (Field 1) was constructed in the southwestern corner of the Site, along East Putnam Avenue. In 2002, the football stadium was rebuilt with a surrounding track.
- Between 1982 and 1985, a softball field (Field 5) was constructed to the north of the high school buildings in an area which was previously undeveloped by the school.
- The science wing addition at the high school, which is located at the northeast end of the school building complex, was completed after 1994.
- The tennis courts were rebuilt in 2005 in the same location as the original courts.

Construction of the Musical Instructional Space and Auditorium (MISA) addition to the high school was planned to commence in mid-July 2011. However, during utility trenching activities for improvements to the parking lot and irrigation system, PCBs were encountered in the upper two feet of soil. The EPA, DEEP, and the Connecticut Department of Public Health (DPH) were notified and the investigation activities described in **Section 3** began. MISA construction subsequently resumed in 2012, and the MISA construction project was completed in 2015.

1.2 Regulatory Status & Applicable Criteria

The Site is enrolled in the DEEP VRP under Connecticut General Statutes (CGS) Section 22a-133x, and DEEP has retained oversight of the investigation and remediation of the Site. As such, the remediation of the Site is subject to the RSRs.

The Site is also under the jurisdiction of EPA and subject to the Toxic Substances Control Act (TSCA) with regard to PCBs detected in soil. PCB-impacted soil at the Site is being managed as PCB remediation waste as defined in §761.3 of Chapter 40 of the Code of Federal Regulations, Part 761 (40 CFR 761). The Town is working directly with the EPA Region 1 PCB Coordinator and DEEP's Bureau of Materials Management and Compliance Assurance PCB Program staff with regard to investigation and remediation of PCBs.

In March 2020, the Town submitted a request to DEEP to reclassify groundwater at the Site to as GB, which indicates that it is unsuitable for use as a domestic water source without treatment. This EC variance was developed with the expectation that groundwater will be reclassified as GB. Following reclassification, applicable soil criteria will be R DEC and GB PMC and the applicable groundwater clean-up criteria for the site will be the Residential Volatilization Criteria (R VC) and the Surface Water Protection Criteria (SWPC). The purpose of this EC Variance is to address exceedances of the R DEC for PCBs, ETPH, certain PAHs, vinyl chloride, and metals in potentially accessible soil and exceedances of the GB PMC for PCBs, metals, ETPH, PAHs, and VOCs above the water table.

1.3 Background Information

Multiple investigations were performed at the Site between 2011 and 2020. Site investigation activities performed between 2011 and 2018 are summarized in the Remedial Investigation Report (AECOM, 2013) and Completion of Investigation Report (AECOM, 2019a). The 2011 Remedial Investigation Report (RI) identified an Area of Concern (AOC) associated with the placement of imported fill material during the construction of the school (AOC 1). AOC 1 includes portions of Fields 2, 3, 4, and 5 and the Western Parking Lot. Contaminants of concern (COCs) in AOC 1 include PCBs, ETPH, metals, VOCs, and PAHs. Pesticide impacts have been identified but are believed to be related to school maintenance activities and will be addressed in conjunction with sitewide pesticide impacts. The thickness of the fill material is greatest beneath Fields 3 and 4 and thins out laterally from those areas. Beneath Fields 3 and 4, the fill extends to a maximum depth of approximately 15 feet bgs. In 2017, an artificial turf field and site hydrogeologic investigation was performed to evaluate the nature of groundwater beneath the turf fields, the groundwater-surface water exchange, and the relationship between the artificial turf fields and stormwater runoff (AECOM, 2019b). Additional soil investigation activities were performed in 2020 to further evaluate soil impacts in the area of impacted fill material (AOC 1) and are summarized in the RAP. All investigation sample locations collected in AOC 1 are shown on **Figure 3**. PCB data for soil samples collected in AOC 1 are provided on **Table 1** and shown on **Figure 4,** and data for other COCs are provided on **Table 2**. R DEC and GB PMC exceedances identified in AOC 1 are shown on **Figure 5 and Figure 6**, respectively. Groundwater analytical data for AOC 1 are provided in **Table 3**.

The proposed ECs cover the contiguous release area associated with historical fill placement. AOC 1 includes Fields 3 and 4, which are artificial turf fields. Planning for replacement of these fields is underway given that they are at the end of their useful life. The area proposed for an impermeable EC includes Field 3, Field 4, and the area between the fields and the Western Parking Lot. The area proposed for the asphalt and concrete EC includes the Western Parking Lot. The area proposed for the clean soil cap EC includes Field 2, Field 5, grass areas adjacent to the high school building. The proposed footprints for all ECs are shown on **Figure 2**.

2. Environmental Setting and Receptors

Most of the Site was graded in the 1960s to facilitate the construction of the high school, parking areas, athletic fields, and other improvements. The National Flood Insurance Rate Map, dated June 18, 2010, identified that the majority of the Site is located within Zone X, outside of the 500-year floodplain. Portions of the Site in the vicinity of West Brothers Brook are located in Zone AE, which indicates those areas are within the 100-year floodplain.

2.1 Geology

Bedrock at the Site ranges from outcrops, visible at the groundwater surface, to approximately 60 feet below grade in the central portions of the Site near Fields 3 and 4. Bedrock geology includes metamorphic, medium-grained, foliated gneiss. Bedrock is overlain by native glacial till, peat (from the former wetlands) and fill material to grade. The fill material (AOC 1) is located beneath portions of Fields 2, 3, 4, 5, and 6 and beneath the Western Parking Lot. The thickness of the fill varies across the site and, based on the investigation data collected to date, reaches a maximum thickness of approximately 15 feet in areas beneath Fields 3 and 4.

2.2 Groundwater

Groundwater at the Site has been observed in shallow overburden materials that include till, fill, and wetland (peat or highly organic) deposits. The thickness of the fill material encountered varies greatly across the Site, which influences the groundwater levels observed in monitoring wells and flow direction across the Site. Groundwater flows onto the Site from the north and northeast, is mounded in central-western portion of the Site where natural discharge to West Brothers Brook is impeded by a concrete culvert, and flows southeast on southern portions of the Site. Groundwater in the area of Fields 3 and 4 generally flows in a westerly, southwesterly direction towards West Brothers Brook.

Groundwater at the site is currently classified as GA, a classification that is associated with groundwater that is fit for human consumption without treatment. However, an application for reclassification of groundwater has been submitted to DEEP for the property and in a small area south of the site and north of Greenwich Creek. The site was determined by DEEP to meet the requirements for reclassification and is awaiting formal approval from the Commissioner of DEEP. Subsequent to the approval of the reclassification application, groundwater will be classified as GB.

2.3 Surface Water

West Brothers Brook enters the Site near the northwest corner of Field 4, where it is culverted within a concrete channel. Initially the flow is to the south, past Fields 4, 3 and 2, and then curves around Field 2 to the east and northeast. The concrete channel then makes a sharp turn, and West Brothers Brook is re-directed to the southeast. The concrete channel ends halfway around this turn, and the stream then follows an earthen channel.

The southern portion of West Brothers Brook is controlled by a man-made boulder dam that forms Cider Mill Pond just south of the school buildings. At the dam, the surface water level drops approximately 15 feet and flows to three reinforced concrete pipes that allow surface water to exit the property and pass under East Putnam Avenue.

The banks of West Brothers Brook downstream of Cider Mill Pond at the Site property are located within the 100-year flood plain as mapped by the Federal Emergency Management Association.

Two water bodies were historically present on site. The central-western portion of the property, where Fields 2, 3, and 4 are located, was formerly a wetland. The pond that is currently referred to as Cider Mill Pond has been present since before 1938. West Brothers Brook historically entered the property at the same location as it does currently and flowed southeast through the wetlands and towards Cider Mill Pond.

Construction of the high school resulted in the wetlands being filled and West Brothers Brook being diverted through the concrete channel to accommodate playing fields and other improvements associated with the school.

2.4 Receptors

A drinking water well survey was performed in 2012; a human health risk assessment was submitted to the DEEP in 2013; and an ecological risk assessment was submitted to the DEEP in 2013 and updated in 2018. The results of these activities and documents indicate that soil impacts that will remain following implementation of the proposed ECs do not pose a significant risk to human health or the environment. Furthermore, failure of the proposed EC would not present a significant short-term risk if it were to occur. Conditions are already protective of human health and the environment, and the EC provides a means of making that protection more robust over the long term. Maintenance of the EC will prevent any potential risks.

3. Summary of Investigation Results for Area of the Engineered Control

The source of impacts in the area of AOC 1 is fill material imported to the site during the construction of the high school in the late 1960s. This approximately 495,000 square-foot area includes much of Fields 2, 3, 4, and 5, the Western Parking Lot, and portions of Field 6. The extents of AOC 1 are shown on **Figure 2**. The investigations summarized herein pertain to the EC area as well as the remainder of AOC 1. The following sections provide a general timeline of investigation and remediation activities relevant only to the area with imported fill material, identified as AOC 1 in the 2011/2012 Remedial Investigation (AECOM, 2013a) and the 2018 Phase III Comprehensive Site Investigation Report (AECOM, 2019a).

3.1 2011 Investigation and IRMs

Initial site investigations performed in 2011 by Diversified Technology Consultants (DTC) focused on surficial soils in natural grass-covered areas including Fields 2 and 5 and the areas surrounding artificial turf Fields 3, 4, 6, and 7. PCBs were identified in surficial soils at concentrations exceeding RSR and TSCA criteria. In 2011, a series of Interim Remedial Measures (IRMs) that included surface soil removal, installation of fencing, and other measures to limit direct exposure to impacted surface soil were implemented. Excavations were performed near Fields 6 and 7 while areas impacted by PCBs near Fields 3 and 4 were fenced off.

3.2 2012 Remedial Investigation

Following completion of the IRM activities, AECOM completed a remedial investigation program in order to determine the presence or absence of releases in various AOCs, delineate the extent of chemical impacts, and develop a Conceptual Site Model (CSM). Investigation activities in AOC 1 included the collection of 312 surface soil samples, the advancement of 251 soil borings and collection of 657 soil samples ranging from depths of 0 to 17 feet below ground surface (bgs), and the installation of 19 monitoring wells. Contaminants of concern (COCs) identified in AOC 1 during the RI include PCBs, VOCs, ETPH, PAHs, metals, and pesticides. It was concluded that the fill material is highly heterogeneous and concentrations of COCs vary greatly throughout. COCs in the fill material are interimttenly present at concentrations above the R DEC and GA and GB PMC, as well as above TSCA regulatory limits. PCBs exceeded applicable criteria within depths ranging from surface to greater than 10 feet bgs. The area of highest concentrations for PCBs, ETPH, and PAHs is located to the west of the Western Parking Lot and extends beneath Fields 3 and 4 and a limited portion of Field 2. Pesticides identified in AOC 1 include chlordane and dichlorodiphenyltrichloroethane (DDT) and are believed to be related to proprety maintenance. Investigation activities performed by DTC and AECOM in 2011 and 2012 are detailed in the Remedial Investigation report (AECOM, 2013a).

3.3 2013 Screening Level Ecological Risk Assessment

In 2013, a Screening Level Ecological Risk Assessment (SLERA) was performed to evaluate the risk posed to ecological receptors associated with West Brothers Brook and Cider Mill Pond (AECOM, 2013b). The SLERA was amended in October 2017 to include data from surface water samples, upstream and downstream sediment, and to update the risk evaluation (AECOM, 2017). A Human Health Risk Assessment (HHRA) that evaluated risk to human health and environment posed by site COCs was also conducted in 2013 (AECOM, 2013c).

3.4 2012 to 2015 MISA Construction

Remediation of soil impacted with PCBs, PAHs, ETPH, and metals was completed in conjunction with MISA construction activities. The MISA construction was completed pursuant to a PCB Cleanup Plan, which was approved by EPA under the risk-based disposal provisions of TSCA on December 3, 2012, subject to specific conditions regarding the management and disposal of PCB-impacted soil and groundwater. MISA construction activities included the construction of a new wing of the high school, including classrooms and the auditorium and installation of stormwater management utilities. Prior to the start of construction activities, remediation of soils containing PCBs at

concentrations greater than 10 milligrams/kilograms (mg/kg) in the footprint of the construction project was performed and verified by sampling. Remediation activities associated with the construction of MISA are detailed in the Remedial Action Completion Report for MISA Construction Project (AECOM, 2019c).

3.5 2015 Western Parking Lot Expansion

In 2015, the Western Parking Lot was expanded to accommodate vehicular traffic; electrical conduits were installed to power the parking lot lighting; and a stormwater detention basin and associated storm drainage lines were installed. This work was performed as a modification to earlier IRM activities and was approved by EPA on June 30, 2015. Expansion of the Western Parking Lot included soil excavation in an area previously identified to have PCB concentrations greater than 50 mg/kg. Soil having PCB concentrations greater than 50 mg/kg at depths of up to 3 feet bgs and soil having PCB concentrations greater than 1 mg/kg, but less than 50 mg/kg, was transported to RCRA landfill permitted to accept PCB remediation waste. Soil containing PCBs at a concentration of less than 1 mg/kg was designated as Connecticut Regulated Waste and disposed of offsite. Post-excavation samples were collected at the bottom of the excavations to document PCB concentrations remaining beneath the parking lot. Excavation, soil management, soil disposal, and sampling activities are summarized in the Post-Construction Report for the Western Parking Lot Expansion Project (AECOM, 2016).

3.6 2017 Hydrogeologic Investigation

In 2017, AECOM conducted an artificial turf field and hydrogeologic investigation. This investigation focused on providing additional information regarding the effects of groundwater elevation changes beneath the artificial turf fields, infiltration around and through and runoff from the artificial turf fields, the mobility of PCBs in groundwater, and the nature of groundwater-surface water exchange at the Site. Data collected during the investigation indicated that:

1. Due to the low solubility and strong affinity of PCBs for organic phases, the groundwater transport of chemical impacts at concentrations above applicable cleanup criteria is limited to the immediate vicinity of the soil impacts and does not reach wells abutting West Brothers Brook;
2. The hydraulic connection between groundwater and the West Brothers Brook is limited due to the concrete construction of the West Brothers Brook culvert; and
3. Shallow groundwater in the fill material is generally not well connected to deep groundwater in the sandy till; however, some migration of PCBs to the deep aquifer has occurred in localized areas.

Investigation activities are detailed in the Artificial Turf Field and Hydrogeologic Investigation Report (AECOM, 2019b).

3.7 2018 Phase III Investigation

Supplemental site investigation activities were performed to address data gaps identified in site AOCs and the hydrogeologic conceptual site model (CSM) and to fulfill the objectives of identifying the extent, degree, and rate of migration of COCs in order to complete the Phase II/III site investigation. Investigation activities and an updated CSM for AOC 1 was presented in the Completion of Investigation Report (AECOM, 2019a).

3.8 2020 Phase I Remediation

Phase I remedial activities, including the installation of an EC beneath artificial turf Fields 6 and 7, excavation and removal of impacted soil in six areas, and disposal of soil at approved offsite facilities, were performed at the site in accordance with the Phase I RAP (AECOM, 2019d), Phase I RAP Addendum (AECOM, 2020a), and the Engineered Control Variance Request (AECOM, 2019e). Remediation activities addressed PCBs in three areas, ETPH in two areas, and pesticides and arsenic in one area each. Remedial objectives were met at six of the seven remediation areas. Due to time constraints associated with the start of the school fall semester, PCB concentrations in exceedance of the R DEC and high-occupancy TSCA cleanup standard (1 mg/kg) remains below ground in Remediation Area 2, which is located north of Field 7. Additional soil removal in Remediation Area 2 will be performed in conjunction with Phase II Remediation activities under an amendment to the Phase I RAP.

3.9 2020 Pre-Remediation Investigation

In the fall of 2020, AECOM performed a pre-remediation soil investigation to better define the horizontal and vertical limits of polluted soils and evaluate compliance for the R DEC and PMC for various COCs within AOC 1. Samples were collected for various analyses in Fields 2, 3, 4, and 5, the Western Parking Lot, grass areas around the fields, and grass areas near the high school buildings. Previous investigations have focused on the top 0.5 feet of soils in natural grass areas and deeper soil borings were advanced on a 40-foot grid. The primary goals of the pre-remediation investigation were to (1) evaluate the 0.5- to 2-foot interval to better understand PCB concentrations in the top 2 feet to allow determination of appropriate reuse and disposal options, (2) to determine where COC concentrations in soil meet the R DEC and may therefore be suitable for use as a clean soil cap, and (3) to delineate RSR criteria exceedances for various COCs identified in deeper intervals during previous investigations.

Soil samples were collected in the top 2 feet of natural grass areas in the vicinity of Fields 2 and 5 and surrounding Fields 3 and 4. Samples in natural grass areas were collected in order to define the vertical extents of contaminants of concern which were identified at deeper intervals at concentrations exceeding applicable criteria. PAHs, VOCs, and ETPH were not detected at concentrations exceeding applicable criteria in the top 2 feet of soil near Fields 3 and 4. Lead and PCBs were detected at concentrations greater than the R DEC in four samples in natural grass areas. The lead R DEC exceedances were co-located with PCB R DEC exceedances. Additional PCB impacts at concentrations exceeding the R DEC in the 0.5 to 2-foot interval were also identified in Field 2 and the grass area surrounding Fields 3 and 4.

Samples were also collected from beneath Fields 3 and 4 and between the fields and the Western Parking Lot to better define the vertical and horizontal extents of high concentration PCB impacts identified during the 2012 remedial investigation which will require remediation. Soil samples were also collected to assess whether soil in the top 1.5 feet below the playing surfaces was appropriate for use as backfill beneath the cap. Of 21 samples collected from 1 to 1.5 feet bgs beneath Fields 3 and 4 and in between the fields and the parking lot, two samples were found to have PCB concentrations exceeding 50 mg/kg. Both samples are located at the northern end of Field 4 and are vertically delineated by lower concentration PCBs.

Sampling was performed in the grassy areas located immediately west of the high school buildings. PCBs were detected at concentrations exceeding 1 mg/kg but less than 10 mg/kg in shallow soil at three boring locations. PCBs were detected at concentrations exceeding 10 mg/kg in samples collected from two boring locations. ETPH was detected at one location in exceedance of the R DEC but below the GB PMC.

The data collected and compliance issues identified during the pre-remediation investigation have been incorporated into the RAP.

3.10 Groundwater

Groundwater monitoring has been performed on a quarterly basis at the Site since 2013. The monitoring well network at the Site is shown on **Figure 7**. Groundwater monitoring results show PCBs, ETPH, PAHs, and metals at concentrations above the Groundwater Protection Criteria (GWPC) and SWPC in samples from monitoring wells located in AOC 1.

PCB concentrations in groundwater at the Site generally exceed the SWPC in AOC 1 in monitoring wells screened in fill material. PCB concentrations in groundwater attenuate quickly with distance from the source area, due to the strong tendency for PCBs to sorb to aquifer solids, which retards their transport (AECOM, 2019b). In monitoring wells at the boundary of AOC 1 and immediately upgradient of Western Brothers Brook, including MW-P7, MW-P11, MW-S15, MW-Y9, MW-AE8, MW-AL10, MW-AP11, MW-X17, and MW-V18, PCBs are not present in groundwater at concentrations exceeding the SWPC. PCBs are intermittently detected in groundwater at concentrations an order of magnitude below RSR criteria beyond the boundary of AOC 1.

Various PAHs have been detected in groundwater collected from MW-AA12 (located in Field 3) at concentrations exceeding the SWPC. Phenanthrene has been detected above the default SWPC in groundwater collected from MW-Y15 and MW-AH16R; however, concentrations do not exceed the 2018 recommended SWPC of 14 µg/L (DEEP, 2018). Four quarters of compliance with SWPC for PAHs in groundwater have been established at downgradient monitoring wells MW-AE8, MW-Y9, MW-P7, MW-P11, MW-S15, MW-X17, and MW-V18, which are located immediately upgradient of West Brothers Brook.

ETPH concentrations in groundwater have exceeded the 2018 recommended APS SWPC of 250 µg/L (DEEP, 2018) in samples collected from wells MW-Y15, MW-Y9, MW-AA12, MW-AH16R, MW-AJ19, MW-AJ13, MW-AE8, and MW-X17. Of these, only two wells are directly upgradient of surface water, MW-Y9 and MW-AE8. At well MW-AE8, ETPH concentrations are sporadic with a detection frequency of 4 out 14 samples and only two of which contained ETPH concentrations in excess of the recommended SWPC. At MW-Y9, concentrations ranged between 0.22 and 0.36 ug/L over the last four quarters. Remediation to the seasonal high water table is planned in the area around MW-Y9.

Metals including arsenic, barium, copper, and zinc are consistently detected at concentrations exceeding the SWPC in monitoring wells screened within fill materials. Arsenic, barium, copper, and zinc have not been detected in AOC 1 soils at concentrations exceeding the GA or GB PMC. In monitoring wells at the boundary of AOC 1 and immediately upgradient of Western Brothers Brook, including MW-P7, MW-P11, MW-S15, MW-Y9, MW-AE8, and MW-V18, four quarters of SWPC compliant groundwater data for metals have been collected.

VOCs are generally not detected in groundwater at the site. Four quarters of compliance with SWPC for VOCs have been established at monitoring wells located at the boundary of AOC 1 including MW-AE8, MW-AG10, MW-AJ19, MW-AM16, MW-P11, MW-P7, MW-S15, MW-V18, MW-X17, MW-Y15, MW-Y9. Additionally, VOCs have never been detected in groundwater at any site monitoring wells at concentrations exceeding SWPC.

Monitoring of the outfall locations associated with the turf field drainage system beneath Fields 3 and 4 (OF3 and OF4) has been performed quarterly since 2018. PCBs have been detected above the SWPC in water samples collected from West Brothers Brook outfall OF3, which is connected to the drainage system present underneath turf Fields 3 and 4. PCBs are detected intermittently at concentrations below the SWPC in the water samples collected from outfall OF4, which is associated with Field 4 and Field 6. The elevated PCB concentrations detected in these samples suggests that impacted groundwater may be intermittently entering the perforated drains located underneath the turf fields at isolated locations during high water table conditions, and the impermeable EC proposed herein will address this issue.

3.11 Phase II Remedial Action Plan

The Phase II RAP proposes the excavation of shallow soil impacted with PCBs at concentrations exceeding 1 mg/kg, excavation of soil containing high PCB concentrations in potentially accessible soils up to six feet deep, and the construction of three ECs to prevent access and exposure to polluted soil. Excavation plans are shown on **Figure 7**. The limits of the proposed ECs along with the R DEC to remain following excavation are shown on **Figure 8**, and GB PMC exceedances to remain are shown on **Figure 9**.

The Phase II RAP also proposes targeted excavation of localized shallow soil impacts with PCBs or lead in a portion of the Site located southeast of AOC 1. These impacts are related to AOC 3 (1,000-Gallon Underground Storage Tank), AOC 5 (Boiler Room Wing B), AOC 6 (Transformers), and AOC 9 (Former Residences). Remediation in these areas will not be impacted by implementation of the proposed ECs. Additional impacts at the Site associated AOCs including AOC 8 (Pesticide Use), AOC 13 (Southern Area), and AOC 14 (Parking Lots) will be addressed by alternative criteria and/or institutional controls which will not affected by the implementation of proposed ECs. The release areas identified above are not in the vicinity of AOC 1 and will not impact the integrity or operation of the proposed ECs. Other impacts at the site identified in the Completion Investigation Report (AECOM, 2019a) that were remediated as part of the Phase I RAP (AECOM, 2019c) are also not in vicinity of AOC 1 and will likewise not impact the integrity or operation of the proposed ECs.

3.11.1 Impermeable Barrier EC

In the area of highest contaminant concentrations, beneath Fields 3 and 4 and the area between the fields and the Western Parking Lot, in addition to a small area west of MISA, excavations will be backfilled and capped by an impermeable EC. Following excavation, PCBs, ETPH, metals, VOCs, and PAHs will remain at concentrations exceeding the R DEC and GB PMC in this area. This EC will render soil beneath the impermeable barrier inaccessible and environmentally isolated. Fields 3 and 4 and the associated spectator area would be constructed on top of the EC in a similar layout to the current fields. The top 18 inches of soil within the footprint of the impermeable barrier will be excavated and disposed off-site if PCB concentrations exceed 10 mg/kg. Excavated soil containing 10 mg/kg or less will be placed underneath the impermeable EC.

The existing slotted collection pipes on the east and west side of Fields 3 and 4 and the conveyance pipes between the fields and north of Field 4 will be removed during excavation activities. New 12-inch diameter slotted collection

pipes will be installed in drainage stone trenches which run along the eastern and western sides of Fields 3 and 4. The slotted pipes will be installed above the impermeable membrane of the EC to prevent stormwater from infiltrating impacted soil beneath the EC and to prevent groundwater from entering the field drainage system. Stormwater collected in the slotted collection pipes will be routed to new 12-inch diameter solid conveyance pipes via liner boots installed along the perimeter of the fields. The solid conveyance pipes will run in parallel with the collection piping and discharge to new 15-inch diameter solid pipes that run from east to west towards the West Brother Brooks between and at the north and south ends of Fields 3 and 4. Due to the low mobility of PCBs in groundwater, the installation of an impermeable cap to prevent the collection of groundwater in the turf field drainage system will control and minimize the potential for PCB-impacted groundwater to migrate.

Groundwater beneath the impermeable liner will be passively collected via a geocomposite layer to prevent hydraulic pressure from damaging the liner. Collected groundwater will be directed into collection piping and then discharged into groundwater storage vessels. Groundwater thus collected will be pumped-off via tanker truck for treatment and disposal. Based on an evaluation of groundwater elevations around the fields over the past three years, groundwater collection is anticipated only to happen rarely during unusually high-water conditions in the spring.

In a small area adjacent to the MISA, an excavation to 2 feet bgs will be performed and an impermeable liner will be installed to isolate soil containing PCBs in a landscaped area between the concrete sidewalk and the building. Stormwater in this area would be managed via a green management system including plantings above the impermeable liner. Groundwater in this area is approximately 3 to 4 feet bgs and would not interact with the impermeable liner.

3.11.2 Asphalt and Concrete EC

In the Western Parking Lot, limited excavations will be performed to remove high concentration PCBs at the western edge of the parking lot. Excavations will be backfilled and an EC consisting of the existing asphalt or concrete and associated subbase will be implemented across the majority of the Western Parking Lot. This EC will render soil beneath the cap inaccessible. PCB concentrations up to 1,200 mg/kg are present and other COC concentrations exceed the R DEC. Benzo(a)anthracene and lead have been detected in soil beneath the Western Parking Lot at concentrations exceeding the GB PMC; however, compliance with the PMC has been established for both compounds in AOC 1 based on groundwater monitoring data.

3.11.3 Clean Soil Cap EC

In areas beneath natural grass an EC consisting of clean soil will be implemented. This area includes portions of Field 2, Field 5, grassy areas west and south of Fields 3 and 4, and areas adjacent to the western edge of the high school building. Excavations will be performed to remove surficial PCB impacts in Field 2, Field 5, and in two areas located immediately west of the school building. Excavation will be extended to a depth of 4 feet bgs in one portion of Field 2 to remove soil containing higher concentrations of PCBs. Following excavation, PCBs will remain at concentrations up to 400 mg/kg and other COCs will remain at concentrations exceeding the R DEC. PAHs, VOCs, lead, and cadmium have been detected in soil beneath Field 2 at concentrations exceeding the GB PMC; however, compliance with the PMC has been established for these constituents in AOC 1 based on groundwater monitoring data.

4. Description of Engineered Control

This application for an EC Variance is to prevent direct contact to soil containing PCBs and other COCs in exceedance of the R DEC throughout AOC 1 and to environmentally isolate soil containing PCBs and other COCs that will remain following planned excavation beneath Fields 3 and 4.

4.1 Engineered Control Design

The design details for the three proposed ECs are described in the sections below.

4.1.1 Impermeable Barrier EC

This EC will cover the area below artificial turf Fields 3 and 4, as well as the area between Field 3 and the Western Parking Lot. The footprint of the impermeable barrier EC is shown on **Figure 2**. This proposed EC includes an impermeable membrane liner, geocomposite, 12 inches DGA, and demarcation layer as a cap to environmentally isolate and prevent exposure to impacted soils beneath the membrane liner. The new fields will be an essentially level, slightly crowned permanent structure comprised of drainage stone, artificial drainage materials, and a cushion layer overlain by artificial turf fibers and in-fill materials. These artificial materials will overlay the EC but would not be part of the EC. Construction details are summarized below.

The impermeable barrier will be installed at 18 inches below ground surface. At the boundary of the EC, the impermeable barrier will be welded to the concrete curbing associated with artificial turf fields. The layers of the artificial turf field restoration for Fields 3 and 4 (from top to bottom) are generally as follows:

1. Artificial Turf (including grass surface, infill, and cushion)
2. 6 inches of dynamic stone base
3. Geocomposite drain
4. Demarcation fabric (top of EC)
5. 12 inches of DGA
6. Geocomposite
7. Membrane Liner
8. Geocomposite drain
9. Existing Site Soils

The EC will be composed of the layers at and below the demarcation fabric. Along the eastern and western edge of Fields 3 and 4, 12-inch perforated collection pipes will be installed above the impermeable barrier. In these areas, the EC will consist of a demarcation layer, geocomposite, and impermeable barrier. The perforated collection pipes will not be a part of the EC. Along the western edge of the Western Parking Lot, a retaining wall will be constructed to support the playing field, and the impermeable liner will extend beneath the retaining wall to the edge of the parking lot. In this area, the EC will consist of the geocomposite and membrane liner which will underlie drainage stone or subbase material and the planting beds.

The geocomposite above the membrane liner serves to protect the membrane liner from stormwater and direct wear and tear. The geocomposite below the liner serves the same purpose for groundwater. Details showing the layers of restoration within the footprint of the impermeable barrier and the vertical limits of the EC are shown on **Figure 10**.

The new fields will be constructed by removing the existing curbing, artificial turf, crumb rubber infill, cushion layer, drainage mat, structural stone base, and existing stormwater infrastructure and constructing the new fields at approximately the same elevation as the existing fields. The replacement artificial turf will be of similar composition to

the existing artificial turf. The natural grass area located east of Field 3 will be restored as natural grass or converted to artificial turf in conjunction with the construction of Field 3 and include an ADA-compliant spectator area. The thickness of the EC will be identical those of Field 3 and 4 but the overlying 6 inches of material may be drainage stone or topsoil.

4.1.2 Asphalt and Concrete EC

This EC will cover the majority of the Western Parking Lot. The footprint of the asphalt and concrete EC is shown on **Figure 2**. The EC will consist of the existing 10 inches of subgrade underlying 4 to 6 inches of asphalt in the Western Parking Lot or the existing 10 inches of subgrade underlying 4 to 6 inches of concrete sidewalk in the area between the Western Parking Lot and the high school building. This EC will not include the footprint of the existing stormwater detention system for which remediation was performed during the Western Parking Lot expansion project. However, this EC will cover other underground utilities including stormwater drainage piping and electrical piping. The vertical limits of the EC are shown on **Figure 11**.

4.1.3 Clean Soil Cap EC

This EC will cover portions of Field 2, Field 5, and the grass area between the Western Parking Lot and high school building. The footprint of the clean soil cap is shown on **Figure 2**. The EC will consist of 12 inches of clean soil. The top of the clean soil cap EC will be below an additional 12 inches of clean soil which may be disturbed. In areas where excavations are proposed, a demarcation fabric will be placed at 12 inches below ground surface to mark the top of the EC. The vertical limits of the EC are shown on **Figure 12**.

4.2 Engineered Control Construction

The ECs will be constructed in conjunction with soil excavation activities intended to remove soil containing high concentrations of PCBs in potentially accessible soil up to 6 feet bgs, remove shallow soils containing COCs in excess of the R DEC, and remove soil located above the seasonal high water table, where COC concentrations exceed the GB PMC. The following sections describe permitting, preparation, and site construction procedures applicable to each of the ECs.

4.2.1 Health and Safety

The health and safety of the project team members and the public will be of paramount importance during construction. The remedial engineer and contractors who manage impacted media will prepare separate site-specific health and safety plans (HASPs) to address the health and safety of their employees and the general public during construction. The Site oversight contractor's HASP will include provisions for site access control, dust control, materials management, and decontamination, among other items, and workers at visitors to the Site will be required to review and acknowledge the provisions of the applicable HASP. Task hazard analyses may be prepared and discussed to identify potential safety issues identified during the course of the work, and daily tailgate safety meetings will be held to coordinate activities between contractors on site to identify changing conditions that might affect employee or public health and safety.

4.2.2 Permitting

Construction of the EC is anticipated to require permits from the Town of Greenwich Inland Wetlands and Watercourses Agency (IWWA) and a Construction Stormwater General Permit from the DEEP. The IWWA permit application will be prepared pursuant to the Inland Wetlands and Watercourses Act (CGS 22a-36 to 45) and the Town of Greenwich Inland Wetlands and Watercourses Regulations. The IWWA permit is expected to be required for work affecting the upland review area adjacent to the wetlands and West Brothers Brook. The footprint of the remediation project disturbs more than five acres of land; therefore, the Town will submit a registration for the Construction Stormwater General Permit. Details of the stormwater management controls to be installed as part of field construction will be incorporated into the IWWA permit application for local Engineering Department review and approval.

4.2.3 Sedimentation and Erosion Control

A straw bale/silt fence combination or straw wattle barrier will be installed downhill of areas proposed to be disturbed by the construction activities to minimize the effects of erosion and prevent runoff of sediment to protect the adjacent wetland areas. In addition, vehicle tracking pads will be installed at the transition between paved roads and dirt access ways to minimize the potential for tracking of soil and help control the generation of dust associated with vehicle traffic. Lastly, catch basin inlet protection will be employed in the parking areas nearest the project area to minimize the conveyance of sediment into existing drainage features. The above sedimentation and erosion control measures will be inspected and maintained as required throughout construction to ensure their efficacy.

4.2.4 Site Preparation

The area to be covered with the EC will first be excavated in accordance with the Phase II RAP. Proposed excavations are depicted **Figure 7**. Verification sampling for COCs will be collected in accordance with the Verification Sampling plan proposed in the Phase II RAP. Following excavations and verification sampling, the area will be graded in preparation for construction to achieve desired grades and drainage slopes and to ensure stability and structural integrity of the EC. This regrading will include replacement of curbing at the edges of the artificial turf fields. The details of curb construction are shown on drawing **Sheet SD-4 in Attachment A**. Details of the management of soils excavated for construction of the field curbs are provided in the RAP (AECOM, 2020).

4.2.5 Stormwater Controls

The DEEP General Permit for Stormwater and Dewatering Wastewaters from Construction Activities (DEP-PERD-GP-015) requires that disturbances between 1 and 5 acres meet the requirements of the stormwater general permit (GP). Disturbances of less than 1 acre do not require the filing of a permit. The area of activities proposed for remediation is estimated to be greater than one acre, and therefore, a stormwater GP will be obtained. DEEP approval of the stormwater GP is presumptive. Work performed under the stormwater GP will be in compliance with *Guidelines for Soil Erosion and Sediment Control* (DEEP, 2002).

Rainwater that falls on the replacement artificial turf fields will be directed by the drainage stone and geocomposite flat drains to perforated collector drains at the eastern and western perimeter of the fields. The perforated collector drains will be installed above the impermeable liner, within permeable stone trenches. Stormwater from the collector drains will be routed to solid conveyance pipes underneath the impermeable liner. A total of three conveyance pipes will discharge to West Brothers Brook, just as the two existing conveyance pipes currently do. To address the increase in the impervious surface coverage associated with the impermeable liner, onsite detention will be provided to meet peak flow control requirements as defined in the Connecticut Stormwater Quality Manual (CTSQM) and the Town of Greenwich Stormwater Drainage Manual (SDM). Detention will be provided using subsurface HDPE pipes, installed in locations alongside the Fields 3 and 4 and equipped with discharge control structures before discharge to the West Brothers Brook.

4.2.6 Public Notice

Public notice will be made for remedial activities in accordance with the Connecticut RSRs. The public notification process will be conducted in accordance with CGS §22a-133x(i) and RSR §22a-133k-1(d). This process includes a requirement for public notice of remediation activities to be placed in an appropriate local newspaper and notification to the director of the local public health agency. The notice will be made upon submittal of the Phase II RAP and will allow for a minimum of 45 days for public comment. Additionally, notice of the RAP will be mailed to each owner of record of a property which abuts the parcel, and a sign will be placed at the school in a location visible from Hillside Road. The sign will be six feet by four feet and state that ”Environmental remediation is proposed for this site” and provides contact information for people seeking further information. The sign will be posted for a minimum of 30 days. In addition, the town has an ongoing public outreach program which includes publication of periodic informational updates that are posted on the Greenwich Public Schools (GPS website) and distributed to an email list of parents of high school students and individuals who have previously expressed an interest in this project.

4.2.7 Implementation Schedule

The installation of the impermeable barrier and construction of the replacement Fields 3 and 4 will occur over multiple mobilizations, the first of which is planned for the summer of 2021. Excavation and regrading work is planned for the

high school summer breaks, such that the heavy truck traffic necessary for excavation projects and school traffic do not coincide. Field reconstruction activities will be performed largely during the school year. Construction of the impermeable barrier EC and restoration of Fields 3 and 4 is expected to be completed by January 2023. Implementation of the clean soil cap EC will follow the excavation and restoration of Fields 2 and 5 which is expected to be completed by November 2023. Implementation of the asphalt and concrete EC will be completed following restoration of the parking lot at the conclusion of the project. A construction completion report will be submitted within 120 days of the completion of construction.

4.3 Post-Construction Activities

The following activities will be performed to ensure the effectiveness and long-term reliability of the EC.

4.3.1 Responsibilities for Monitoring and Maintenance

The proposed ECs will be maintained through implementation of an Environmental Land Use Restriction (ELUR) that encompasses the limits of the EC area. The ELUR will require that the components of the turf fields and surrounding ground cover within the EC area be maintained and that the property owner assures that the EC is inspected and repaired as needed. The overlying artificial turf fields, natural sod, and pavement are subject to normal wear and weather impacts. Repairs may be made to the turf material layers and 6 inches of drainage stone, located above the geotextile demarcation layer immediately overlying the EC. Repairs may also be made to the stormwater collection system which will be located above the EC demarcation layer. Disturbance of the materials below the geotextile, including the DGA and impermeable barrier, will require release of the ELUR by DEEP. The artificial turf field is expected to have a lifespan of approximately 30 years as a cover material and require minimal maintenance. However, the turf will likely be replaced more frequently for playability considerations. Repairs to the natural sod and top 12 inches in Fields 2 and 5 may be made without disturbance of the EC. Similarly, repairs may be made to the Western Parking Lot pavement and sidewalk without disturbing the underlying EC, which consists of the subgrade material.

The EC areas will be recorded on a Class A-2 survey for the Site, as required by the ELUR regulations Section 22a-133q-1(d)(2).

4.3.2 Inspection, Monitoring and Maintenance Plan

The duration of inspection and maintenance activities will be for the lifetime of the EC. The maintenance and monitoring will be conducted by the Town or its designated representative, who will document the results of the inspection, including compiling a photographic log. Example inspection and monitoring forms for each type of EC are included in **Attachment B**. The Town will notify DEEP if failure of the EC occurs, or if unscheduled maintenance must be performed to ensure its integrity. Annual inspection and maintenance reports will be submitted to DEEP. Inspection, monitoring and maintenance activities will be reported on an annual basis.

Monitoring activities for the EC will include routine visual inspection of the EC areas including Field 2, Field 5, the Western Parking Lot, the area between the building and the Western Parking Lot, Field 3, Field 4, and the area between Field 3 and the Western Parking Lot to ensure the integrity of the ECs, sampling of stormwater outfall locations, and sampling of monitoring wells around the perimeter of the EC. The EC monitoring plan is provided in **Attachment B**.

Visual inspections will occur at a frequency of twice per year. Inspections will be performed in spring and fall of each year. Inspections of the artificial turf will look for tears or displacement (e.g., subsidence) of the artificial turf materials and will typically be performed in conjunction with normal inspection of the fields for playability. Inspection visits will be recorded on an inspection sheet (attached to the monitoring plan in **Attachment B**), which will note the condition of the fields and any recommendations for maintenance or repair. A photographic log will be attached to the inspection form.

The perforated perimeter drains underneath Fields 3 and 4 and above the impermeable liner will receive stormwater that is redirected off the fields by flat drains during rain events. The perforated drains will direct water to three solid pipes which will run from east to west, and discharge to West Brothers Brook. One discharge location will be south of Field 3, one will be between Fields 3 and 4, and another north of Field 4. On a quarterly basis, outfall locations will be inspected to determine if water is flowing. If stormwater is observed to be flowing from a given outfall, a grab sample

of the water will be collected and analyzed for PCBs by Method 680. One of the primary purposes of the impermeable barrier is to prevent the infiltration of groundwater into the stormwater system. Therefore, if PCBs are detected in the outfall samples, a focused evaluation will be performed to determine the source of impacts and corrective measures will be implemented, as appropriate.

Groundwater monitoring will be performed to evaluate the effectiveness of the remedial actions and establish compliance with SWPC for site COCs in groundwater at monitoring wells upgradient of the West Brothers Brook. All monitoring wells currently within the footprint of the impermeable EC will be abandoned during construction activities. Long-term monitoring of the EC will also be performed to ensure that groundwater conditions downgradient of the ECs remain consistent or attenuate over time. The EC monitoring plan is provided in **Attachment B**.

The playing surface of Fields 3 and 4 will be renovated at the end of their service life (i.e., when the shock pad has lost its spring), including the removal and replacement of the infill material, artificial turf, and shock pad. Minor grading and placement of additional dynamic stone subbase materials may also occur at this time. However, no excavation of materials will be performed, and the 6 inches of stone base will remain in place above the EC throughout the maintenance process. The field area will be closed for use during the renovation period.

4.3.3 Intended Future Use

The future use of the Site will remain as it is currently used, as a public school and associated athletic facilities and accompanying spectator areas for use by the school and community. The area of the impermeable barrier EC will be maintained as athletic fields, the concrete and asphalt EC maintained as a parking lot, and the clean soil EC maintained as athletic fields. The grass areas surrounding the school building will be maintained with grass or plantings. An ELUR will be recorded that requires inspection and maintenance of the EC materials.

4.3.4 Reporting

Following completion of EC construction, a remedial action report will be prepared to document the construction activities and will include as-built drawings and identify any design variances. The construction completion report will be incorporated into the Phase II Remedial Action Report (RAR). An annual post-closure maintenance and monitoring report for the EC area will be submitted to DEEP under the Connecticut VRP.

5. Financial Assurance Plan

In accordance with RSR Section 22a-13k-2(f)(2)(B)(vi), the Town of Greenwich is required to provide a financial mechanism to allow the integrity of the EC to be maintained.

Task	Quantity	Unit	Unit Cost[1]	Total Cost[2]	Notes
Monitoring and annual DEEP reporting	30	Ea	$60,000	$1,800,000	Includes groundwater and drainage outfall monitoring for all four ECs.
Semiannual inspection and miscellaneous EC maintenance	30	Ea	$5,000	$390,752	Includes inspection for all four ECs, annual addition of infill material for field turf ECs, and miscellaneous repairs of field surfaces and pavement.
Artificial turf field renovation	1	LS	$1,312,500	$1,312,500	Assumes artificial turf playing surfaces will be replaced approximately every 30 years as a cover over the EC. More frequent replacement may be performed for purposes of recreational playability.

Notes:

1. Total cost over 30 years before inflation.
2. The amount required in the account and the cumulative total for the engineered controls maintenance and monitoring to be covered by the financial assurance instrument is provided in **Table 4**. The amount of the surety in the 5th year will be maintained in effect for the next twenty-five years. Per DEEP guidance, an inflation rate of 3% is used in the financial calculator.

6. References

DEEP, 2009. Guidance Document Engineered Controls pursuant to Section 22a-133k-2(f) of the Connecticut Remediation Standard Regulations: State of Connecticut Department of Energy and Environmental Protection. February 2009, Revised November 2010, Revised January 2013.

AECOM, 2013a. Remedial Investigation Report. Greenwich High School. February 2013.

AECOM, 2013b. Screening Level Ecological Risk Assessment. Greenwich High School, Greenwich, CT. Fort Collins, Colorado: AECOM. March 2013.

AECOM, 2013c. Human Health Risk Assessment. Greenwich High School, Greenwich, CT.

AECOM, 2016. Post-Construction Report, Western Parking Lot Expansion Project. Greenwich High School, Greenwich, CT. Rocky Hill, CT: AECOM. December 2016.

AECOM, 2017. Screening-level Ecological Risk Assessment Addendum: Downstream Area. Greenwich High School, Greenwich, CT. Rocky Hill, CT: AECOM. October 2017.

DEEP, 2018. Technical Support Document: Recommended Numeric Criteria for Common Additional Polluting Substances and Certain Alternative Criteria: State of Connecticut Department of Energy and Environmental Protection. September 20, 2018.

AECOM, 2019a. Completion of Investigation Report. Greenwich High School, Greenwich, CT. Rocky Hill, CT: AECOM May 2019.

AECOM, 2019b. Artificial Turf Field and Site Hydrogeological Investigation Report. Greenwich High School, Greenwich, CT. Rocky Hill, CT: AECOM. February 2019.

AECOM, 2019c. Remedial Action Completion Report, MISA Construction Project. Greenwich High School, Greenwich, CT. Rocky Hill, CT: AECOM. July 2019.

AECOM, 2019d. Phase I Remedial Action Plan. Greenwich High School, Greenwich, CT. Rocky Hill, CT: AECOM, December 2019.

AECOM, 2019e. Application for Engineered Control Variance, Parts 1 and 2. Greenwich High School, Greenwich, CT. Rocky Hill, CT: AECOM. May 2019.

AECOM, 2020a. Phase I Remedial Action Plan Addendum. Greenwich High School, Greenwich, CT. Rocky Hill, CT: AECOM. April 2020.

AECOM, 2020b. Phase II Remedial Action Plan. Greenwich High School, Greenwich, CT. Rocky Hill, CT: AECOM. January 2020.

Figures

Feet

0 1,000 2,000 4,000

N

Site Location

Phase II Remedial Action Plan
Greenwich High School
10 Hillside Road
Greenwich, Connecticut

SCALE	DATE	PROJECT NO.
1 IN = 2000 FT	12/22/2020	60432356

AECOM

Figure Number

1

Path: \\usrkh2fp001\data\EVERYONE\60432356 Greenwich High School Remediation\900-Work\GIS\MXDs\EC_Application_2020\ECApp_SiteLocus.mxd

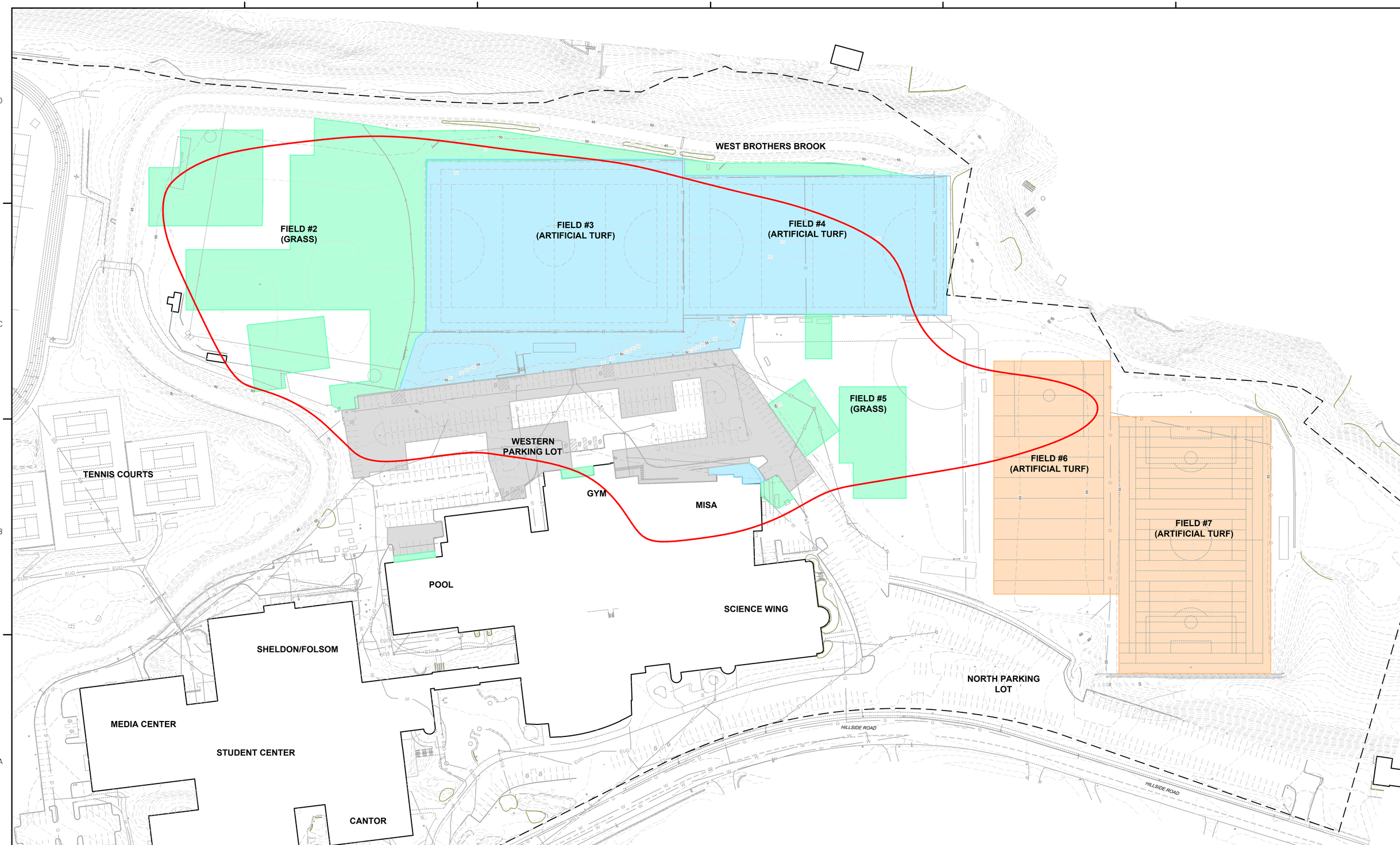

LEGEND:

- PROPERTY BOUNDARY
- EXTENTS OF HISTORICAL FILL PLACEMENT (AOC 1)
- EC BOUNDARY – ASPHALT/CONCRETE AND SUBBASE
- EC BOUNDARY – >/= 2 FEET SOIL
- EC BOUNDARY – GEOTEXTILE, 0–12 INCHES STONE & IMPERMEABLE LINER
- EC BOUNDARY – FIELDS 6&7 – CONSTRUCTED IN SUMMER 2020 (PHASE I)

NOTES:
1. LIMITS OF ENGINEERED CONTROLS SUBJECT TO CHANGE BASED ON EXCAVATION ACTIVITIES AND VERIFICATION SAMPLING.

AECOM Environment
500 ENTERPRISE DR, STE 1A
ROCKY HILL, CT 06067
(860) 263-5800
www.aecom.com

AECOM

SCALE:
1" = 60'
60 120 180
SCALE FEET

UNLESS OTHERWISE NOTED OR CHANGED BY REPRODUCTION

GREENWICH HIGH SCHOOL
10 HILLSIDE RD
GREENWICH, CT

FIGURE 2
PROPOSED AND EXISTING
ENGINEERED CONTROL AREAS

JANUARY 2021

JOB 60432356
FILE NO.
CAD FILE PROPOSED-EC-AREAS
SHEET

ARCH D – 3-7-05

PATH/FILENAME: \\US6KH02FP001\DATA\EVERYONE\60432356 GREENWICH HIGH SCHOOL REMEDIATION\900-WORK\GIS\CAD\PHASE II RAP\PROPOSED-EC-AREAS.DWG
LAST UPDATE: Tuesday, January 05, 2021 10:56:44 AM
PLOT DATE: Wednesday, January 06, 2021 10:12:27 AM

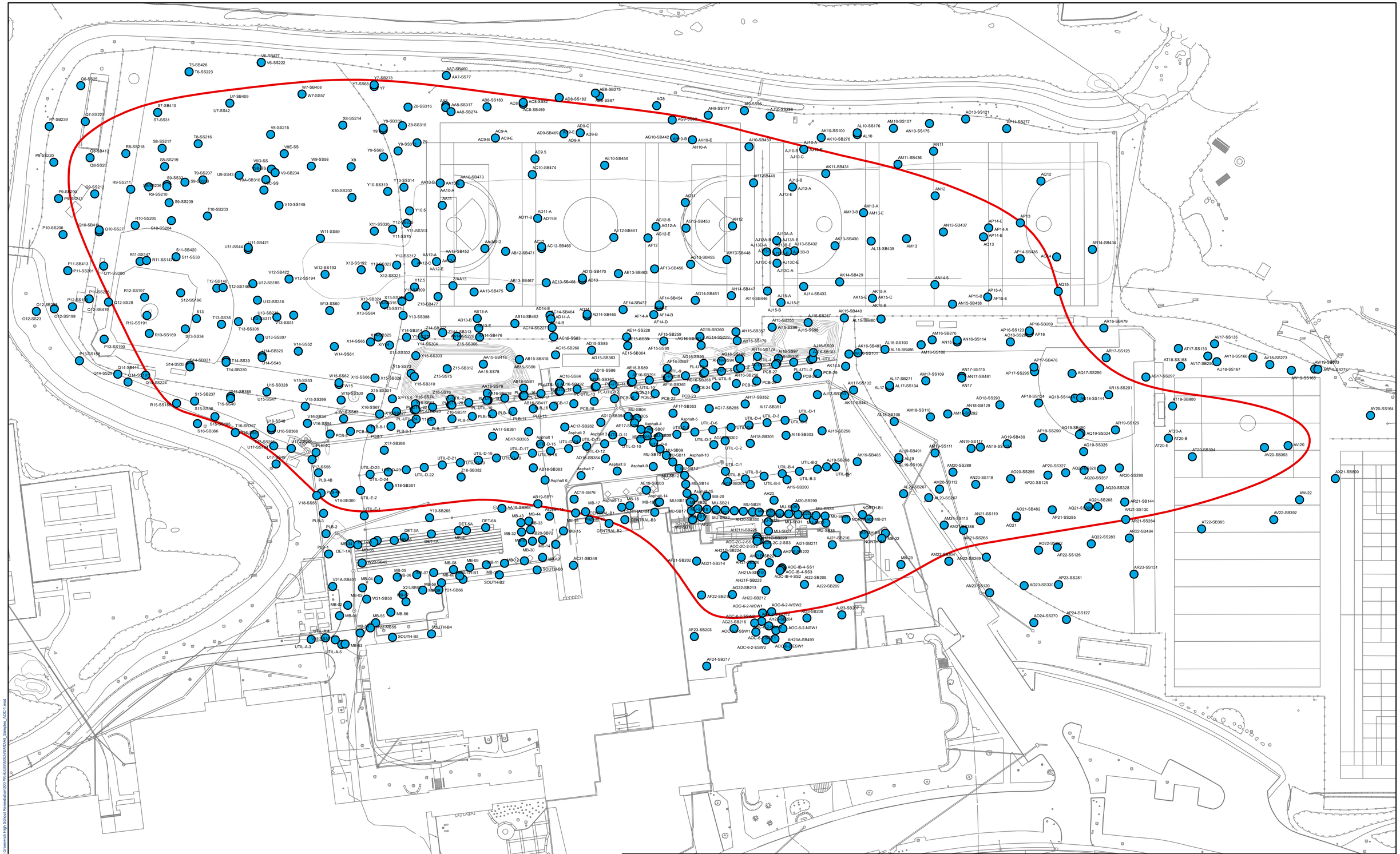

Legend

- AOC 1 Soil Sample Locations
- AOC 1 Fill Area

AECOM Environment
500 ENTERPRISE DR, STE 1A
ROCKY HILL, CT 06067
(860) 263-5800
www.aecom.com

AECOM

N

SCALE:
0 22.5 45 90 135 Feet
1" = 45' SCALE

UNLESS OTHERWISE NOTED OR CHANGED BY REPRODUCTION

AOC 1 SAMPLE LOCATIONS

GREENWICH HIGH SCHOOL
10 HILLSIDE ROAD
GREENWICH, CT

PROJECT NUMBER:
60432356

FIGURE:
3

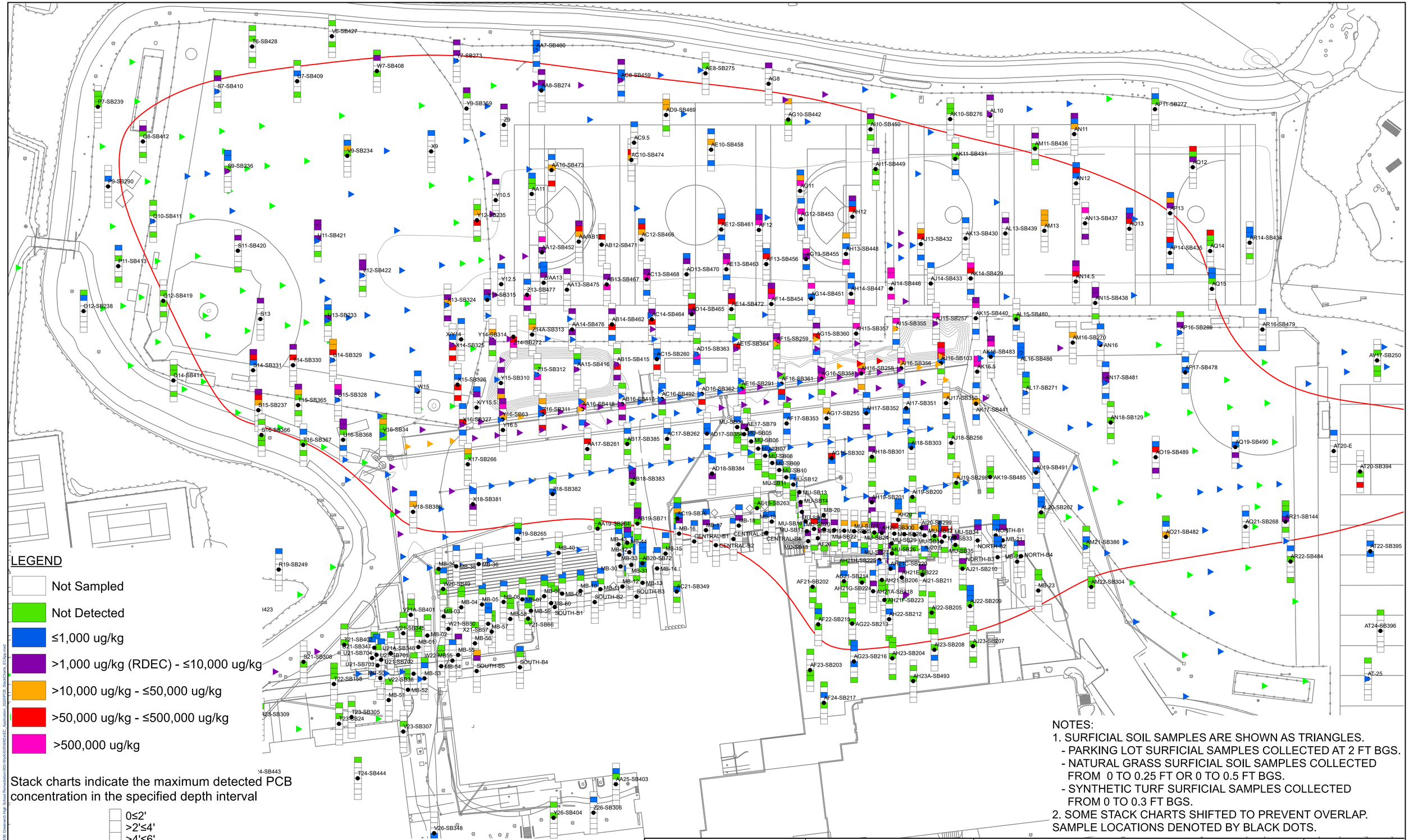

LEGEND

- Not Sampled
- Not Detected
- ≤1,000 ug/kg
- >1,000 ug/kg (RDEC) - ≤10,000 ug/kg
- >10,000 ug/kg - ≤50,000 ug/kg
- >50,000 ug/kg - ≤500,000 ug/kg
- >500,000 ug/kg

Stack charts indicate the maximum detected PCB concentration in the specified depth interval

- 0≤2'
- >2'≤4'
- >4'≤6'
- >6'≤8'
- >8'≤10'
- >10'≤12'
- >12'≤14'
- >14'≤16'

LEGEND

- PCB Boring Location

NOTES:
1. SURFICIAL SOIL SAMPLES ARE SHOWN AS TRIANGLES.
   - PARKING LOT SURFICIAL SAMPLES COLLECTED AT 2 FT BGS.
   - NATURAL GRASS SURFICIAL SOIL SAMPLES COLLECTED FROM 0 TO 0.25 FT OR 0 TO 0.5 FT BGS.
   - SYNTHETIC TURF SURFICIAL SAMPLES COLLECTED FROM 0 TO 0.3 FT BGS.
2. SOME STACK CHARTS SHIFTED TO PREVENT OVERLAP. SAMPLE LOCATIONS DENOTED BY BLACK DOTS.

AECOM Environment
500 ENTERPRISE DR, STE 1A
ROCKY HILL, CT 06067
(860) 263-5800
www.aecom.com

AECOM

N

SCALE:
0 20 40 80 120 Feet
1" = 40' SCALE

UNLESS OTHERWISE NOTED OR CHANGED BY REPRODUCTION

PCB STACK CHARTS
GREENWICH HIGH SCHOOL
10 HILLSIDE ROAD
GREENWICH, CT

PROJECT NUMBER: 60432356

FIGURE: 4

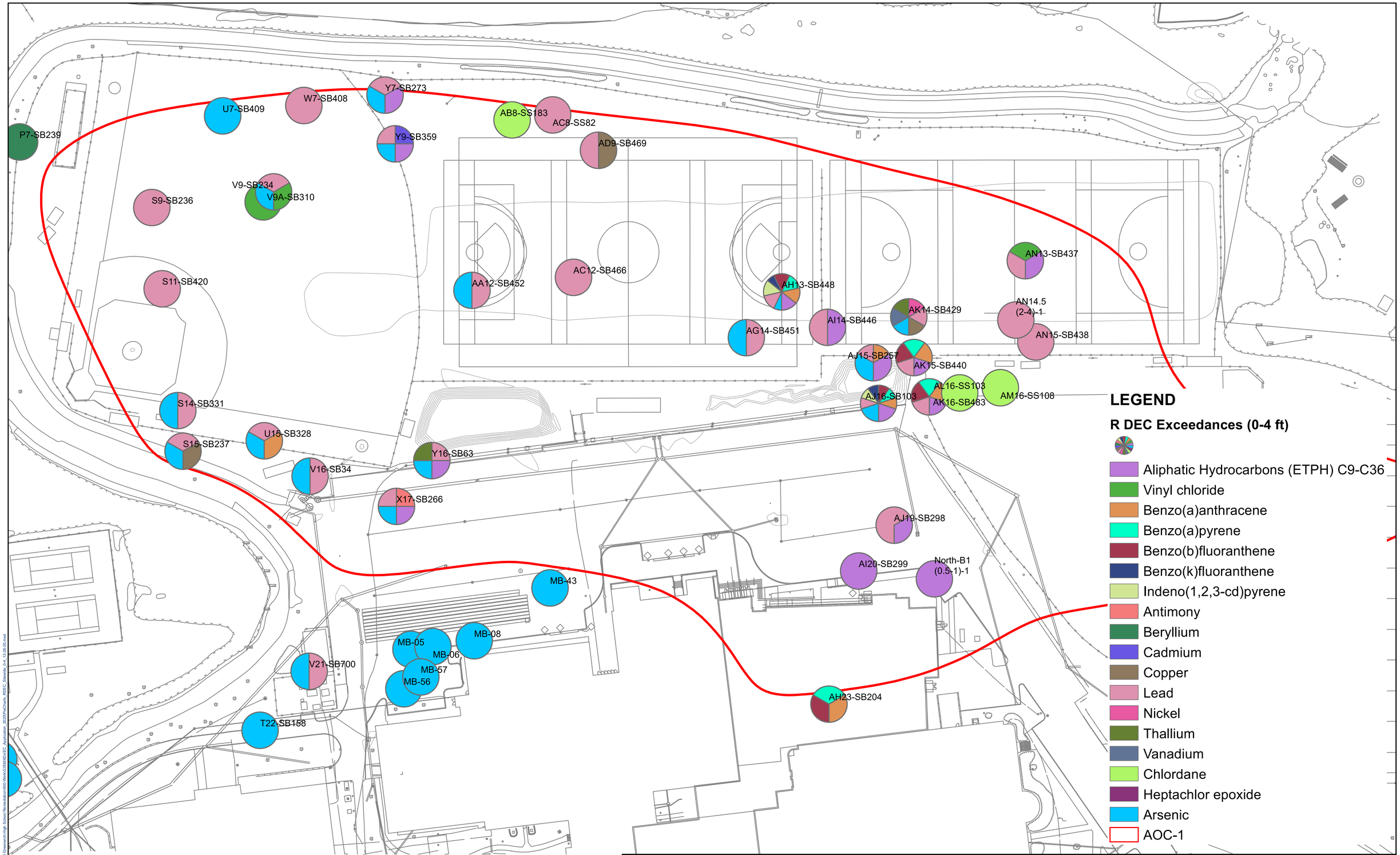

Note:
PCBs not shown in pie charts.

GREENWICH HIGH SCHOOL
10 HILLSIDE ROAD
GREENWICH, CT

AECOM

AECOM Environment
500 ENTERPRISE DR, STE 1A
ROCKY HILL, CT 06067
(860) 263-5800
www.aecom.com

N

SCALE:
0 20 40 80 120 Feet
1" = 40' SCALE

UNLESS OTHERWISE NOTED OR CHANGED BY REPRODUCTION

AOC 1 R DEC EXCEEDANCES
0 TO 4 FT BGS
EC APPLICATION

PROJECT NUMBER:
60432356

FIGURE:
5

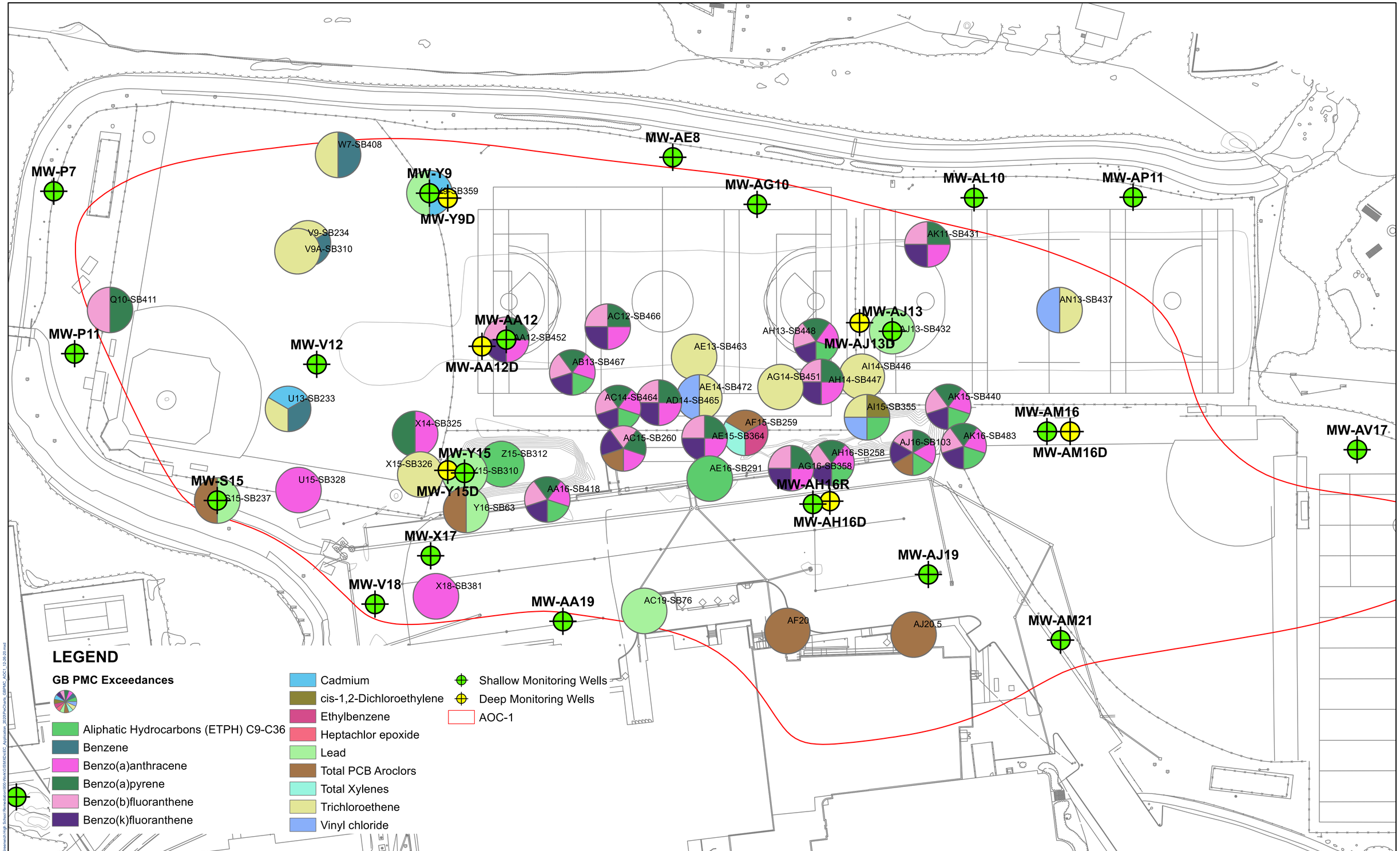

NOTES:
1. SAMPLES FOR WHICH PMC COMPLIANCE HAS BEEN ESTABLISHED BY SPLP ANALYSIS ARE NOT SHOWN.
2. ONLY CRITERIA EXCEEDANCES ABOVE LABORATORY REPORTING LIMITS ARE SHOWN.

GREENWICH HIGH SCHOOL
10 HILLSIDE ROAD
GREENWICH, CT

AECOM Environment
500 ENTERPRISE DR, STE 1A
ROCKY HILL, CT 06067
(860) 263-5800
www.aecom.com

AECOM

N

SCALE:
0 20 40 80 120 Feet
1" = 40' SCALE

UNLESS OTHERWISE NOTED OR CHANGED BY REPRODUCTION

AOC 1 GB PMC EXCEEDANCES
FIELDS 3 & 4 IMPERMEABLE BARRIER
EC APPLICATION

PROJECT NUMBER:
60432356

FIGURE:
6

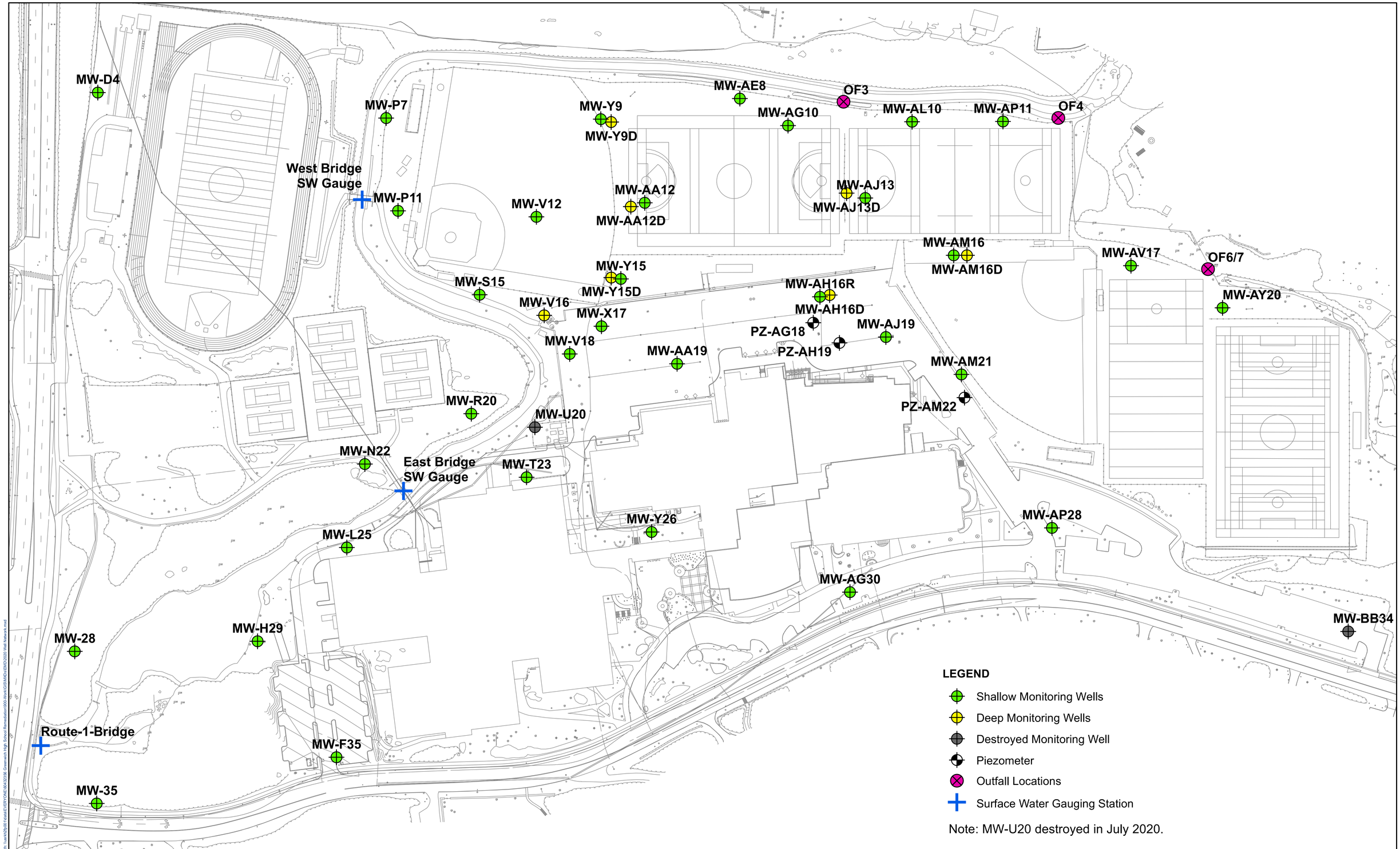

GREENWICH HIGH SCHOOL
10 HILLSIDE ROAD
GREENWICH, CT

SOURCE:
2010 AERIAL ORTHOPHOTO FROM STATE OF CONNECTICUT
DEPARTMENT OF ENERGY & ENVIRONMENTAL PROTECTION.

AECOM Environment
500 ENTERPRISE DR, STE 1A
ROCKY HILL, CT 06067
(860) 263-5800
www.aecom.com

AECOM

N

SCALE:
1" = 70'
0 35 70 140 210 Feet
SCALE

UNLESS OTHERWISE NOTED OR CHANGED BY REPRODUCTION

MONITORING WELL NETWORK (2020)

PROJECT NUMBER:
60432356

FIGURE:
7

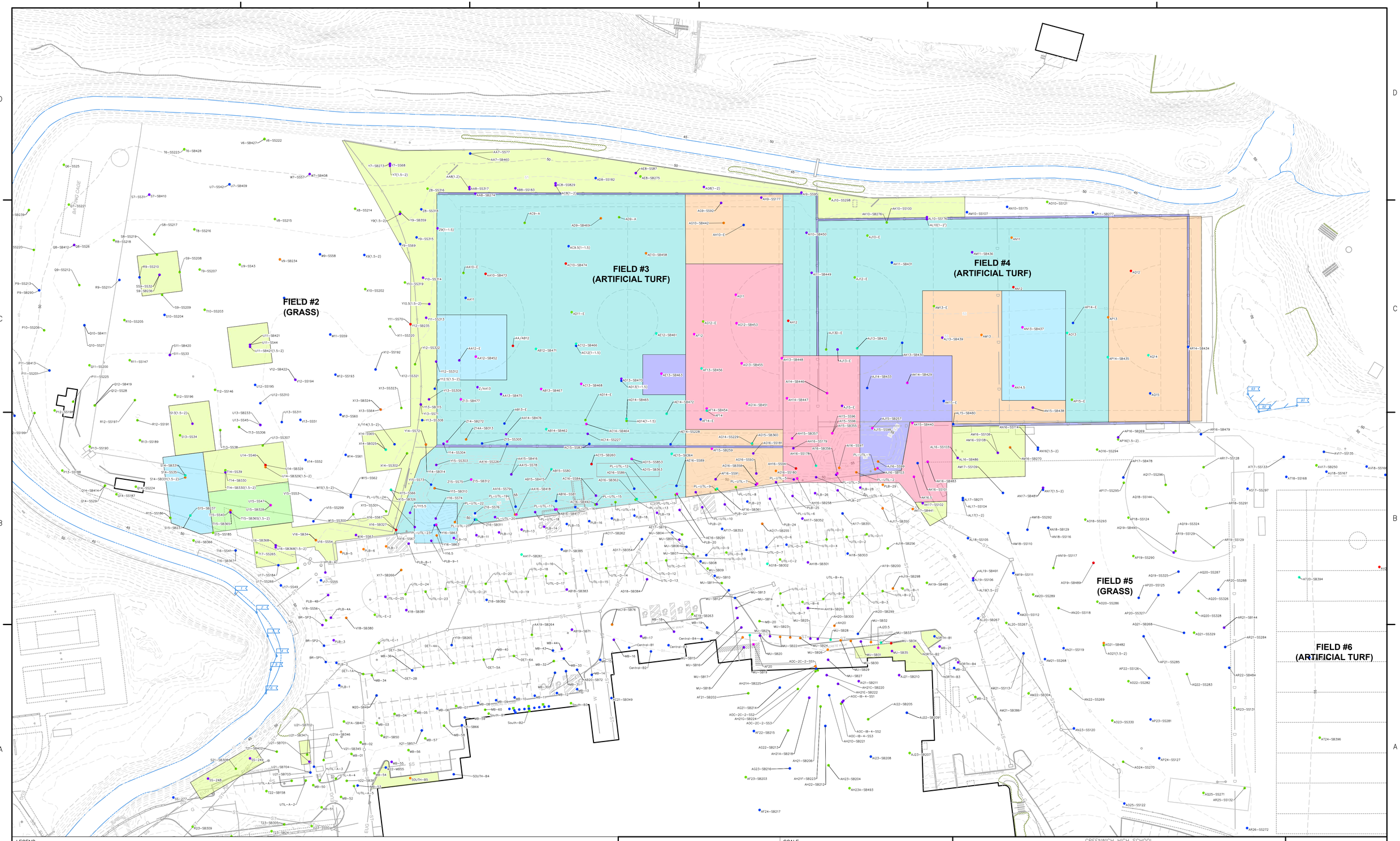

LEGEND:

PROPOSED PHASE II EXCAVATIONS:

- 1.5 FT EXCAVATION AREA (SOIL MAY BE REUSED)
- 1.5 FT EXCAVATION AREA (OFFSITE DISPOSAL)
- 1–2 FT EXCAVATION AREA (PORTIONS OF SOIL TO BE REUSED)
- 3 FT EXCAVATION AREA
- 4 FT EXCAVATION AREA
- 5 FT EXCAVATION AREA
- 6 FT EXCAVATION AREA

COLORS INDICATE THE MAXIMUM PCB CONCENTRATION IN SOIL:

- NOT DETECTED
- ≤1 mg/kg
- >1 – ≤10 mg/kg
- >10 – ≤50 mg/kg
- >50 – ≤100 mg/kg
- >100 – ≤500 mg/kg
- >500 mg/kg

NOTE: ONLY THE HIGHEST SAMPLE CONCENTRATION AT EACH SAMPLING LOCATION IS SHOWN.

AECOM Environment
500 ENTERPRISE DR, STE 1A
ROCKY HILL, CT 06067
(860) 263-5800
www.aecom.com

AECOM

SCALE:

1" = 40'

0 40 80 120

SCALE FEET

UNLESS OTHERWISE NOTED OR CHANGED BY REPRODUCTION

GREENWICH HIGH SCHOOL
10 HILLSIDE RD
GREENWICH, CT

FIGURE 8
AOC 1 EXCAVATION EXTENTS

DECEMBER 2020

JOB 60432356

FILE NO.

CAD FILE PROPOSED_EXCAVATIONS-PREF

SHEET

PATH/FILENAME: \\USRWI2FP001\DATA\EVERYONE\60432356 GREENWICH HIGH SCHOOL REMEDIATION\900-WORK\GIS\CAD\PHASE II RAP\PROPOSED_EXCAVATIONS-PREF.DWG
LAST UPDATE: Saturday, December 26, 2020 7:31:09 AM
PLOT DATE: Monday, January 04, 2021 10:55:48 AM
ARCH D – 3-7-05

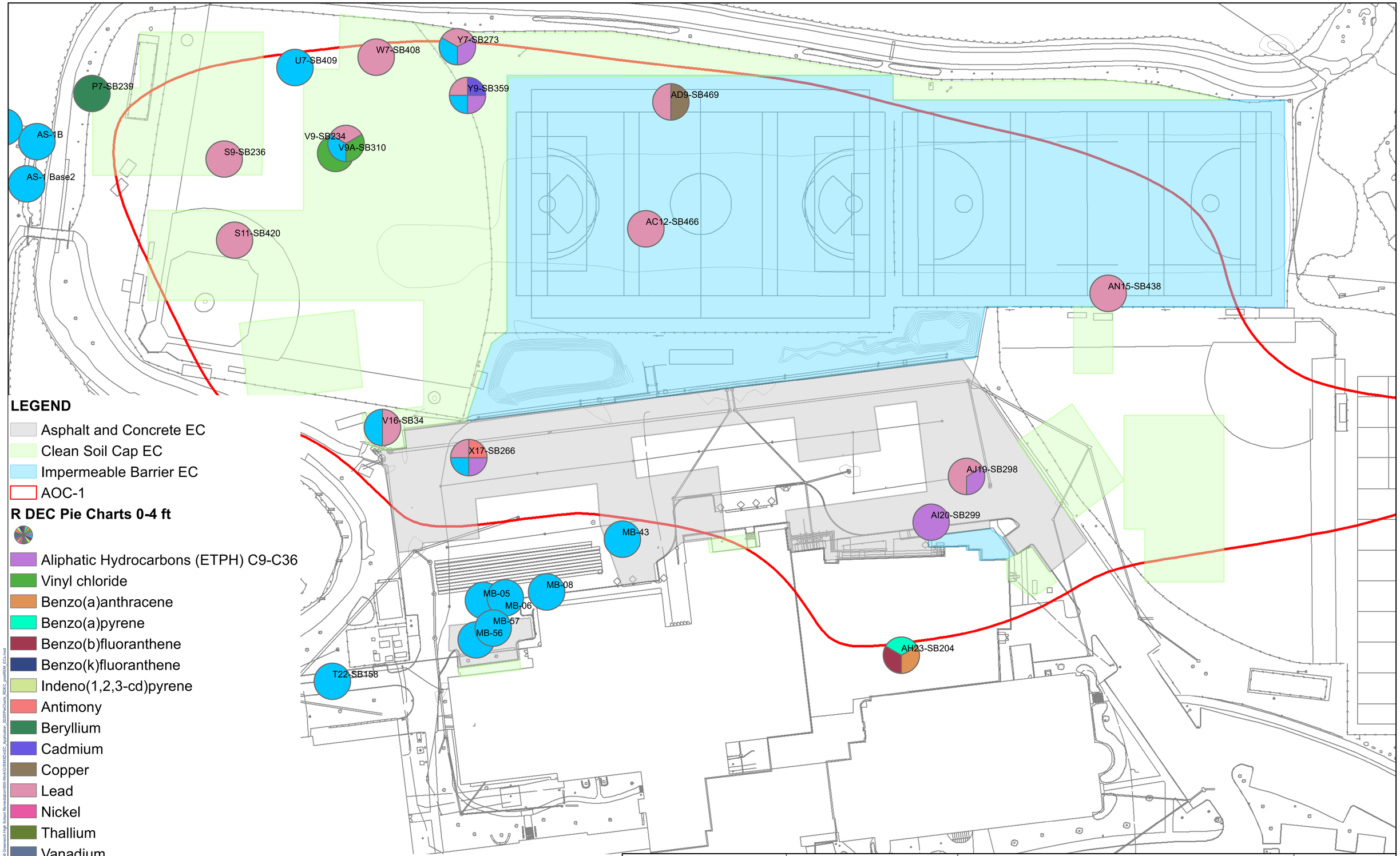

Note:
PCBs not shown in pie charts.

AECOM

AECOM Environment
500 ENTERPRISE DR, STE 1A
ROCKY HILL, CT 06067
(860) 263-5800
www.aecom.com

N Z

SCALE:
0 20 40 80 120 Feet
1" = 40' SCALE

UNLESS OTHERWISE NOTED OR CHANGED BY REPRODUCTION

EC LAYOUT WITH AOC 1 R DEC EXCEEDANCES
REMAINING POST-REMEDIATION 0-4 FT BGS

GREENWICH HIGH SCHOOL
10 HILLSIDE ROAD
GREENWICH, CT

PROJECT NUMBER:
60432356

FIGURE:
9

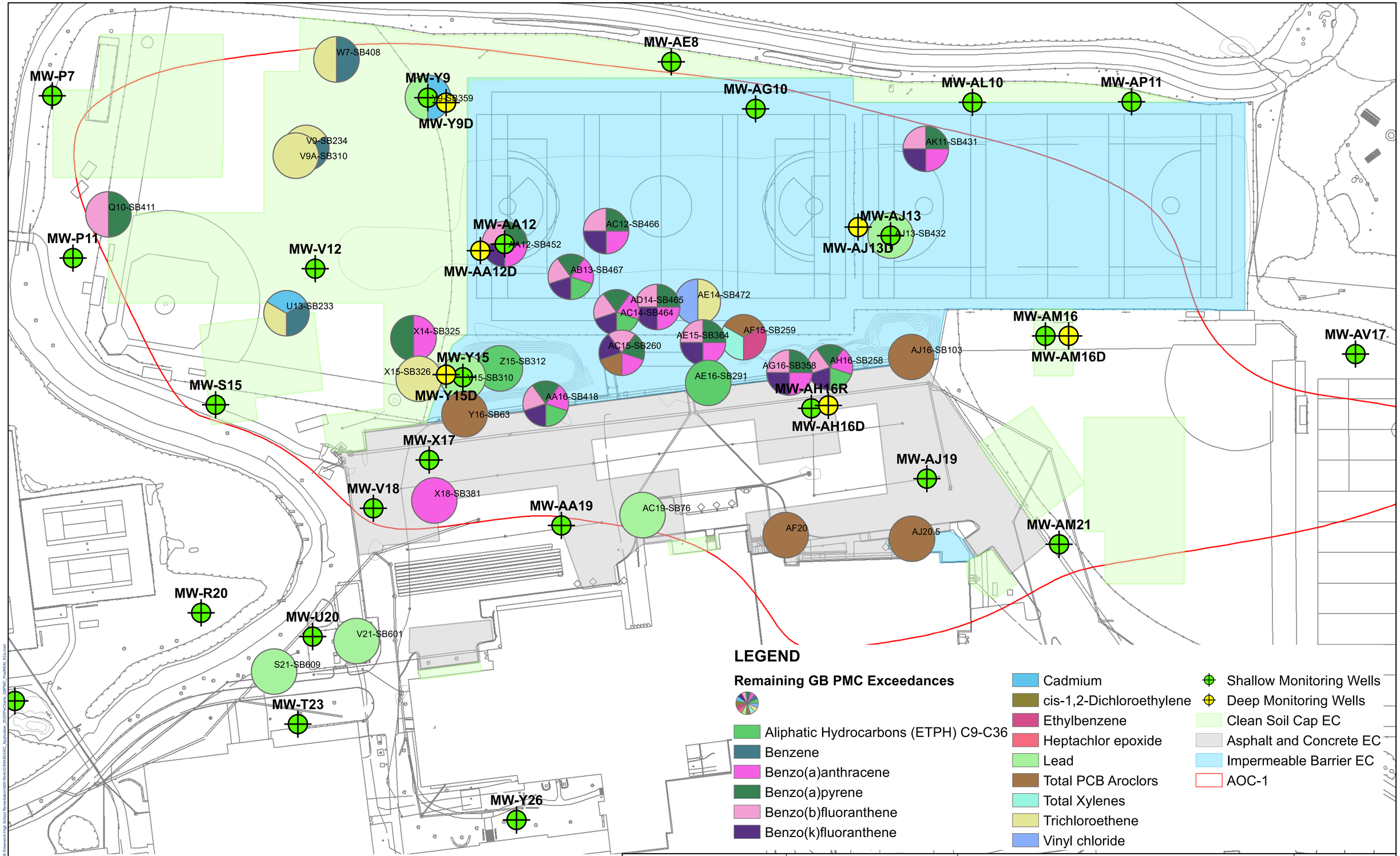

NOTES:
1. SAMPLES FOR WHICH PMC COMPLIANCE HAS BEEN ESTABLISHED BY SPLP ANALYSIS ARE NOT SHOWN.
2. ONLY CRITERIA EXCEEDANCES ABOVE LABORATORY REPORTING LIMITS ARE SHOWN.

DRAFT

AECOM Environment
500 ENTERPRISE DR, STE 1A
ROCKY HILL, CT 06067
(860) 263-5800
www.aecom.com

AECOM

N

SCALE:
0 20 40 80 120 Feet
1" = 40' SCALE

UNLESS OTHERWISE NOTED OR CHANGED BY REPRODUCTION

EC LAYOUT WITH AOC 1 GB PMC EXCEEDANCES REMAINING POST-REMEDIATION
GREENWICH HIGH SCHOOL
10 HILLSIDE ROAD
GREENWICH, CT

PROJECT NUMBER: 60432356

FIGURE: 10

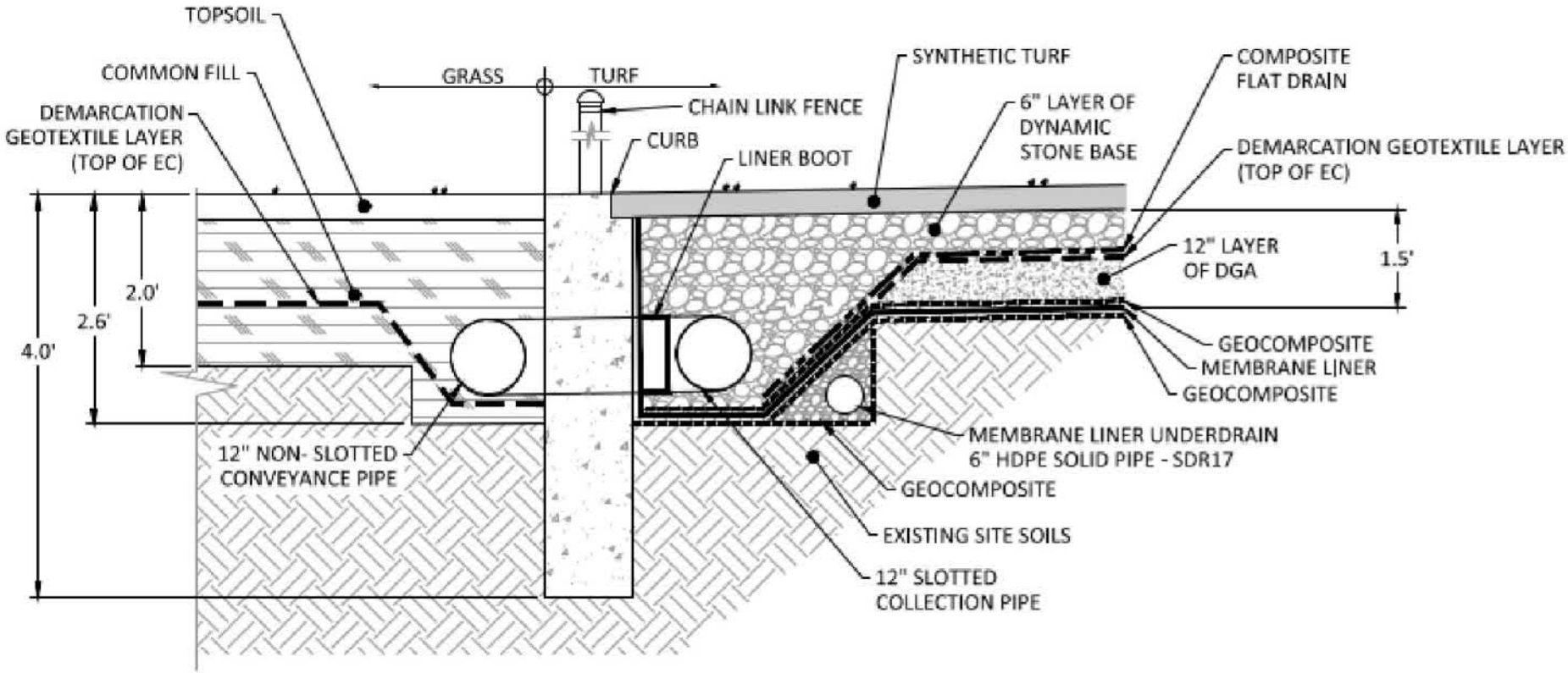

1 / D-02 ATHLETIC FIELD RESTORATION DETAIL 1

NOT TO SCALE

VERTICAL SCALE: NOT TO SCALE

HORIZONTAL SCALE: NOT TO SCALE

LEGEND:

AECOM Environment
500 ENTERPRISE DR, STE 1A
ROCKY HILL, CT 06067
(860) 263-8000
www.aecom.com

AECOM

SCALE:

VERTICAL SCALE: NOT TO SCALE

HORIZONTAL SCALE: NOT TO SCALE

UNLESS OTHERWISE NOTED OR CHANGED BY REPRODUCTION

GREENWICH HIGH SCHOOL
10 HILLSIDE RD
GREENWICH, CT

FIGURE 11
IMPERMEABLE BARRIER ENGINEERED CONTROL CROSS SECTION

JOB 60432356

FILE NO.

CAD FILE

SHEET

ARCH D - 3-7-05

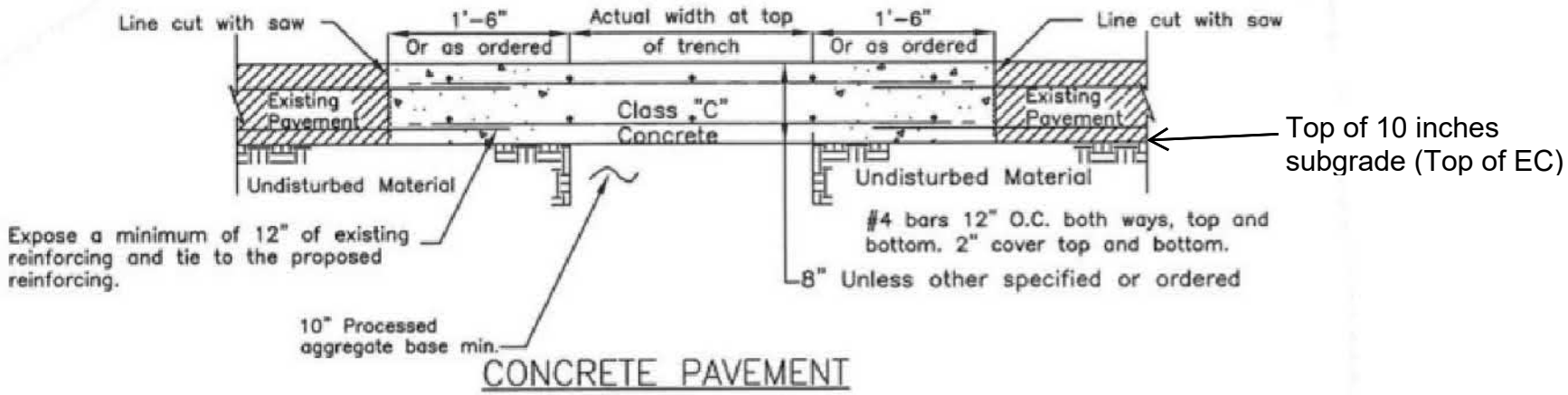

CONCRETE PAVEMENT

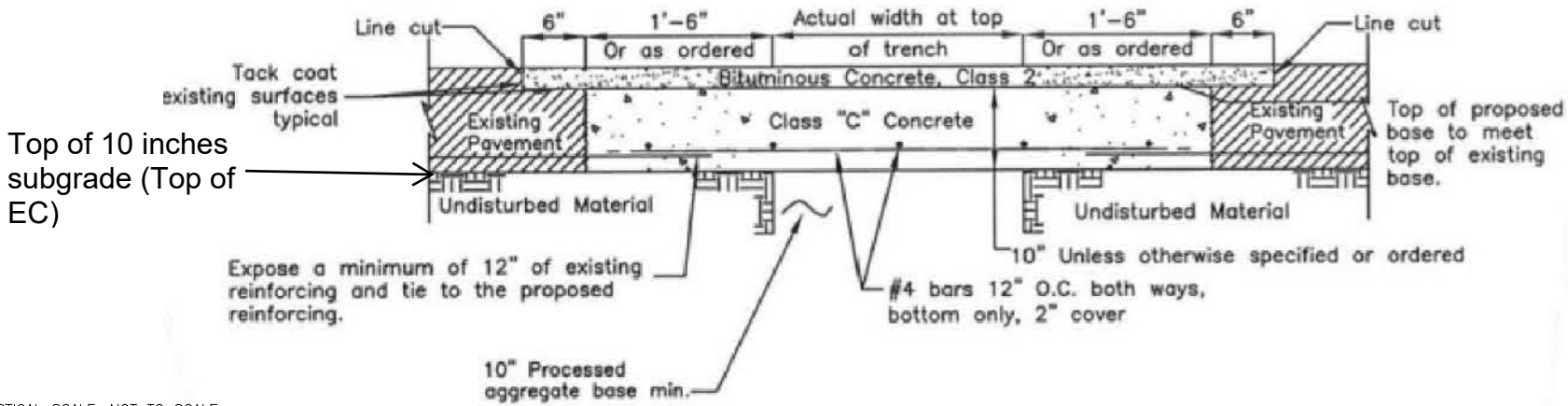

VERTICAL SCALE: NOT TO SCALE

HORIZONTAL SCALE: NOT TO SCALE

BITUMINOUS CONCRETE ON CONCRETE BASE

LEGEND:

AECOM Environment
500 ENTERPRISE DR, STE 1A
ROCKY HILL, CT 06067
(860) 263-8000
www.aecom.com

AECOM

SCALE:

VERTICAL SCALE: NOT TO SCALE

HORIZONTAL SCALE: NOT TO SCALE

UNLESS OTHERWISE NOTED OR CHANGED BY REPRODUCTION

GREENWICH HIGH SCHOOL
10 HILLSIDE RD
GREENWICH, CT

FIGURE 12
ASPHALT AND CONCRETE ENGINEERED CONTROL CROSS SECTION

JOB 60432356

FILE NO.

CAD FILE

SHEET

ARCH D – 3-7-05

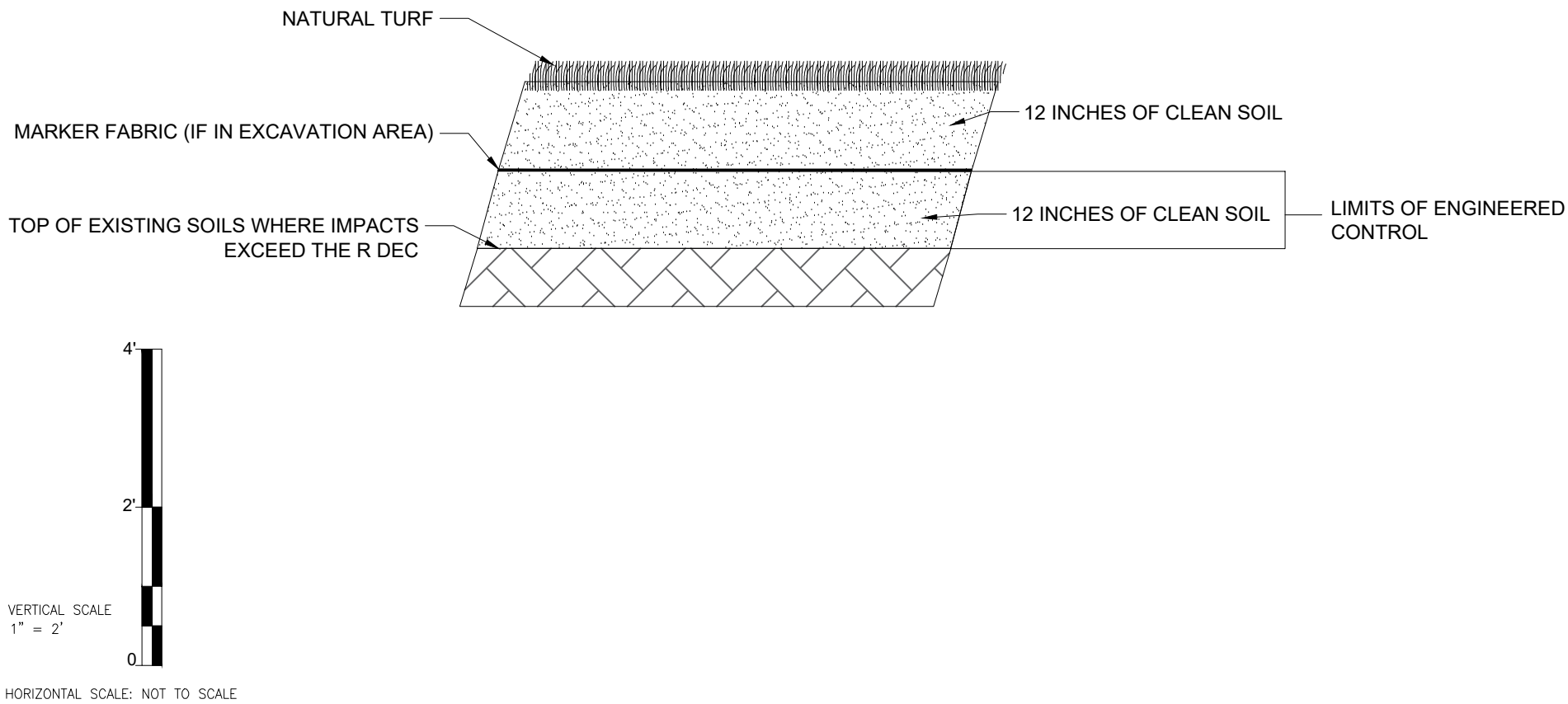

LEGEND:

AECOM Environment
500 ENTERPRISE DR, STE 1A
ROCKY HILL, CT 06067
(860) 263-5800
www.aecom.com

AECOM

SCALE:

VERTICAL SCALE: 1" = 2'

HORIZONTAL SCALE: NOT TO SCALE

UNLESS OTHERWISE NOTED OR CHANGED BY REPRODUCTION

GREENWICH HIGH SCHOOL
10 HILLSIDE RD
GREENWICH, CT

FIGURE 6-6
GRASS AREA
ENGINEERED CONTROL
CROSS SECTION
PHASE II REMEDIAL ACTION PLAN

JOB 60432356

FILE NO.

CAD FILE

SHEET

ARCH D - 3-7-05

PATH/FILENAME: \\USRHAS6FP001\DATA\EVERYONE\60432356 GREENWICH HIGH SCHOOL REMEDIATION\600-WORK\GIS\CAD\PHASE II RAP\EG_X_SECTION.DWG
LAST UPDATED: Tuesday, January 05, 2021 3:35:32 PM
PLOT DATE: Wednesday, January 06, 2021 1:34:07 PM

Tables

Table 1
AOC 1 PCB Soil Analytical Data
EC Application

Greenwich High School
10 Hillside Road
Greenwich, CT

Location ID					**AA/AB12**	**AA/AB12**	**AA/AB12**	**AA10-E**	**AA10-SB473**	**AA10-SB473**	**AA10-SB473**	**AA11**	**AA11**	**AA11**
Depth Interval					**1 - 1.5 ft**	**3 - 4 ft**	**4 - 5 ft**	**0 - 2 ft**	**12 - 13 ft**	**3 - 4 ft**	**7 - 8 ft**	**1 - 1.5 ft**	**3 - 4 ft**	**4 - 5 ft**
Sample ID	**Unit**	**2013 GA PMC**	**2013 GB PMC**	**2013 RES DEC**	**AA/AB12 (1-1.5)-1**	**AA/AB12 (3-4)-1**	**AA/AB12 (4-5)-1**	**AA10-E-071218-1**	**AA10-SB473 (12-13)71212-1**	**AA10-SB473 (3-4)71212-1**	**AA10-SB473 (7-8)71212-1**	**AA11 (1-1.5)-1**	**AA11 (3-4)-1**	**AA11 (4-5)-1**
Sample Date					**10/9/2020**	**10/9/2020**	**10/9/2020**	**7/12/2018**	**7/12/2012**	**7/12/2012**	**7/12/2012**	**10/9/2020**	**10/9/2020**	**10/9/2020**
SDG					**20J0524**	**20J0524**	**20J0524**	**18G0509**	**SB52747**	**SB52747**	**SB52747**	**20J0524**	**20J0524**	**20J0524**
PCBs														
Aroclor 1248	ug/kg	NE	NE	NE	**5300**	**95000**	**36000**	< 88 U	**65600**	< 21.1 U	**12700 J+**	**210**	< 91	< 94
Aroclor 1254	ug/kg	NE	NE	NE	< 1800	< 9300	< 9000	< 88 U	< 2780 U	< 21.1 U	< 556 U	< 87	< 91	< 94
Aroclor 1260	ug/kg	NE	NE	NE	< 1800	< 9300	< 9000	< 88 U	< 2780 U	< 21.1 U	< 556 U	< 87	< 91	< 94
Aroclor 1262	ug/kg	NE	NE	NE	< 1800	< 9300	< 9000	< 88 U	< 2780 U	< 21.1 U	< 556 U	< 87	< 91	< 94
Aroclor 1268	ug/kg	NE	NE	NE	< 1800	< 9300	< 9000	< 88 U	< 2780 U	< 21.1 U	< 556 U	< 87	< 91	< 94
Total PCB Aroclors	ug/kg	NE	NE	1000	**5300**	**95000**	**36000**	< 88	**65600**	**180**	**12700**	**210**	< 91	< 94
PCBs-SPLP														
Aroclor 1242	ug/l	NE	NE	NE	NS	NS	NS	NS	NS	NS	NS	NS	NS	NS
Aroclor 1248	ug/l	NE	NE	NE	NS	NS	NS	NS	NS	NS	NS	NS	NS	NS
Aroclor 1260	ug/l	NE	NE	NE	NS	NS	NS	NS	NS	NS	NS	NS	NS	NS
Total PCB Aroclors	ug/l	0.5	5	NE	NS	NS	NS	NS	NS	NS	NS	NS	NS	NS

Notes:
This is a summary table. Only detected analytes are shown.
<0.010 = Not detected above the laboratory reporting limit
Bold = Detected above reporting limit
Yellow highlighted cells exceed the 2013 GA PMC
Green highlighted cells exceed the 2013 GB PMC
Blue highlighted cells exceed the 2013 RES DEC
RES DEC = Residential Direct Exposure Criteria
GA PMC = Pollutant Mobility Criteria for GA classified groundwater areas
GB PMC = Pollutant Mobility Criteria for GB classified groundwater areas
NE = Criteria has not been established
NS = Not sampled for this constituent
ug/kg = micrograms per kilogram
ug/l = micrograms per liter
mg/kg = milligrams per kilogram
U = The analyte was not detected above the detection limit
J+ = Result may be biased high
J-= Result may be biased low
J = Result is considered estimated
UJ = The analyte was not detected at a level greater than or equal to the adjusted DL. However, the reported adjusted DL is approximate and may be inaccurate or imprecise.

Table 1
AOC 1 PCB Soil Analytical Data
EC Application

Greenwich High School
10 Hillside Road
Greenwich, CT

Location ID					**AA12-A**	**AA12-B**	**AA12-C**	**AA12-D**	**AA12-E**	**AA12-SB452**	**AA12-SB452**	**AA12-SB452**	**AA13-SB475**	**AA14-SB476**
Depth Interval					**0 - 0.12 ft**	**0 - 2 ft**	**0 - 0.12 ft**	**0 - 0.12 ft**	**0 - 2 ft**	**12 - 13 ft**	**3.5 - 4 ft**	**6 - 7 ft**	**1 - 2 ft**	**1 - 2 ft**
Sample ID	**Unit**	**2013 GA PMC**	**2013 GB PMC**	**2013 RES DEC**	**AA12-A-041818**	**AA12-B-041818**	**AA12-C-041818**	**AA12-D-041818**	**AA12-E-041818**	**A12-SB452(12-13)-071012-**	**A12-SB452(3.5-4)-071012-**	**AA12-SB452(6-7)-071012-1**	**AA13-SB475 (1-2)-071212-1**	**AA14-SB476 (1-2)-071212-1**
Sample Date					**4/18/2018**	**4/18/2018**	**4/18/2018**	**4/18/2018**	**4/18/2018**	**7/10/2012**	**7/10/2012**	**7/10/2012**	**7/12/2012**	**7/12/2012**
SDG					**18D0847**	**18D0847**	**18D0847**	**18D0847**	**18D0847**	**SB52560**	**SB52560**	**SB52560**	**SB52747**	**SB52747**
PCBs														
Aroclor 1248	ug/kg	NE	NE	NE	< 420	< 92	< 380	< 460	**1900**	**164**	**856000**	**5150**	**7050**	**5680 J**
Aroclor 1254	ug/kg	NE	NE	NE	< 420	< 92	< 380	< 460	< 430	< 63.1 U	< 30200 U	< 109 U	< 23.1 U	< 21.4 U
Aroclor 1260	ug/kg	NE	NE	NE	< 420	< 92	< 380	< 460	< 430	< 63.1 U	< 30200 U	< 109 U	**89.0**	**139 J+**
Aroclor 1262	ug/kg	NE	NE	NE	< 420	< 92	< 380	< 460	< 430	< 63.1 U	< 30200 U	< 109 U	< 23.1 U	< 21.4 U
Aroclor 1268	ug/kg	NE	NE	NE	< 420	< 92	< 380	< 460	< 430	< 63.1 U	< 30200 U	< 109 U	< 23.1 U	< 21.4 U
Total PCB Aroclors	ug/kg	NE	NE	1000	< 420	< 92	< 380	< 460	**1900**	**164**	**856000**	**5150**	**7139**	**5819**
PCBs-SPLP														
Aroclor 1242	ug/l	NE	NE	NE	NS	NS	NS	NS	NS	NS	NS	NS	NS	NS
Aroclor 1248	ug/l	NE	NE	NE	NS	NS	NS	NS	NS	NS	NS	NS	NS	NS
Aroclor 1260	ug/l	NE	NE	NE	NS	NS	NS	NS	NS	NS	NS	NS	NS	NS
Total PCB Aroclors	ug/l	0.5	5	NE	NS	NS	NS	NS	NS	NS	NS	NS	NS	NS

Notes:
This is a summary table. Only detected analytes are shown.
<0.010 = Not detected above the laboratory reporting limit
Bold = Detected above reporting limit
Yellow highlighted cells exceed the 2013 GA PMC
Green highlighted cells exceed the 2013 GB PMC
Blue highlighted cells exceed the 2013 RES DEC
RES DEC = Residential Direct Exposure Criteria
GA PMC = Pollutant Mobility Criteria for GA classified groundwater areas
GB PMC = Pollutant Mobility Criteria for GB classified groundwater areas
NE = Criteria has not been established
NS = Not sampled for this constituent
ug/kg = micrograms per kilogram
ug/l = micrograms per liter
mg/kg = milligrams per kilogram
U = The analyte was not detected above the detection limit
J+ = Result may be biased high
J-= Result may be biased low
J = Result is considered estimated
UJ = The analyte was not detected at a level greater than or equal to the adjusted DL. However, the reported adjusted DL is approximate and may be inaccurate or imprecise.

Table 1
AOC 1 PCB Soil Analytical Data
EC Application

Greenwich High School
10 Hillside Road
Greenwich, CT

Location ID					**AA14-SB476**	**AA14-SS226**	**AA15-SB416**	**AA15-SB416**	**AA15-SS78**	**AA15-SS78**	**AA16-SB418**	**AA16-SB418**	**AA16-SB418**	**AA16-SS79**
Depth Interval					**8 - 9 ft**	**0 - 0.25 ft**	**2 - 3 ft**	**5 - 6 ft**	**0 - 0.5 ft**	**0 - 0.5 ft**	**11.5 - 12.5 ft**	**4 - 5 ft**	**7 - 8 ft**	**0 - 0.25 ft**
Sample ID	**Unit**	**2013 GA PMC**	**2013 GB PMC**	**2013 RES DEC**	**AA14-SB476 (8-9)-071212-1**	**AA14-SS226 0-3**	**AA15-SB416(2-3)-062912-1**	**AA15-SB416(5-6)-062912-1**	**AA15-SS78-080411**	**AA15-SS78-080511**	**-16-SB418(11.5-12.5)07021**	**AA-16-SB418(4-5)070212-1**	**AA-16-SB418(7-8)070212-1**	**AA16SS79 0-3**
Sample Date					**7/12/2012**	**8/11/2011**	**6/29/2012**	**6/29/2012**	**8/4/2011**	**8/5/2011**	**7/2/2012**	**7/2/2012**	**7/2/2012**	**8/31/2011**
SDG					**SB52747**	**SB33374**	**SB52073**	**SB52073**	**SB32875**	**SB32945**	**SB52216**	**SB52216**	**SB52216**	**SB34491**
PCBs														
Aroclor 1248	ug/kg	NE	NE	NE	< 22.7 U	**916**	< 23.9 U	**911**	**1340**	**2360**	**170**	**17500**	**1410000**	**452**
Aroclor 1254	ug/kg	NE	NE	NE	< 22.7 U	< 23.1 U	< 23.9 U	< 22.5 U	< 20.9 U	< 20.3 U	< 21.2 U	< 211 U	< 23800 U	< 27.9
Aroclor 1260	ug/kg	NE	NE	NE	**54.4**	**45.2**	< 23.9 U	**27.0**	**58.4**	**131**	< 21.2 U	< 211 U	< 23800 U	< 27.9
Aroclor 1262	ug/kg	NE	NE	NE	< 22.7 U	< 23.1 U	< 23.9 U	< 22.5 U	< 20.9 U	< 20.3 U	< 21.2 U	< 211 U	< 23800 U	< 27.9
Aroclor 1268	ug/kg	NE	NE	NE	< 22.7 U	< 23.1 U	< 23.9 U	< 22.5 U	< 20.9 U	< 20.3 U	< 21.2 U	< 211 U	< 23800 U	< 27.9
Total PCB Aroclors	ug/kg	NE	NE	1000	**2034.4**	**961**	< 23.9 U	**938**	**1400**	**2490**	**170**	**17500**	**1410000**	**452**
PCBs-SPLP														
Aroclor 1242	ug/l	NE	NE	NE	NS	NS	NS	NS	NS	NS	NS	NS	NS	NS
Aroclor 1248	ug/l	NE	NE	NE	NS	NS	NS	NS	NS	NS	NS	NS	NS	NS
Aroclor 1260	ug/l	NE	NE	NE	NS	NS	NS	NS	NS	NS	NS	NS	NS	NS
Total PCB Aroclors	ug/l	0.5	5	NE	NS	NS	NS	NS	NS	NS	NS	NS	NS	NS

Notes:
This is a summary table. Only detected analytes are shown.
<0.010 = Not detected above the laboratory reporting limit
Bold = Detected above reporting limit
Yellow highlighted cells exceed the 2013 GA PMC
Green highlighted cells exceed the 2013 GB PMC
Blue highlighted cells exceed the 2013 RES DEC
RES DEC = Residential Direct Exposure Criteria
GA PMC = Pollutant Mobility Criteria for GA classified groundwater areas
GB PMC = Pollutant Mobility Criteria for GB classified groundwater areas
NE = Criteria has not been established
NS = Not sampled for this constituent
ug/kg = micrograms per kilogram
ug/l = micrograms per liter
mg/kg = milligrams per kilogram
U = The analyte was not detected above the detection limit
J+ = Result may be biased high
J-= Result may be biased low
J = Result is considered estimated
UJ = The analyte was not detected at a level greater than or equal to the adjusted DL. However, the reported adjusted DL is approximate and may be inaccurate or imprecise.

Table 1
AOC 1 PCB Soil Analytical Data
EC Application

Greenwich High School
10 Hillside Road
Greenwich, CT

Location ID					**AA16-SS79**	**AA17-SB261**	**AA17-SB261**	**AA17-SB261**	**AA19-SB264**	**AA19-SB264**	**AA7-SB460**	**AA7-SB460**	**AA7-SB460**	**AA7-SS77**
Depth Interval					**0 - 0.5 ft**	**10 - 11 ft**	**4 - 5 ft**	**5 - 6 ft**	**4 - 5 ft**	**6 - 7 ft**	**12 - 13 ft**	**4 - 5 ft**	**7 - 8 ft**	**0 - 0.5 ft**
Sample ID	**Unit**	**2013 GA PMC**	**2013 GB PMC**	**2013 RES DEC**	**AA16-SS79-080411**	**A17-SB261 (10-11)-122811**	**AA17-SB261 (4-5)-122811-1**	**AA17-SB261 (5-6)-122811-1**	**AA19-SB264 (4-5)-122811-1**	**AA19-SB264 (6-7)-122811-1**	**AA7-SB460 (12-13)71112-1**	**AA7-SB460 (4-5)71112-1**	**AA7-SB460 (7-8)71112-1**	**AA7-SS77-080411**
Sample Date					**8/4/2011**	**12/28/2011**	**12/28/2011**	**12/28/2011**	**12/28/2011**	**12/28/2011**	**7/11/2012**	**7/11/2012**	**7/11/2012**	**8/4/2011**
SDG					**SB32875**	**SB41712**	**SB41712**	**SB41712**	**SB41712**	**SB41712**	**SB52651**	**SB52651**	**SB52651**	**SB32875**
PCBs														
Aroclor 1248	ug/kg	NE	NE	NE	**355**	< 555 U	< 22.9 U	**227000**	< 427 U	< 23.7 U	**344 J**	**267**	**314**	**201**
Aroclor 1254	ug/kg	NE	NE	NE	< 21.4 U	< 555 U	< 22.9 U	< 22.8 U	< 427 U	< 23.7 U	< 70.9 UJ	< 30.3 U	< 44.2 U	< 20.7 U
Aroclor 1260	ug/kg	NE	NE	NE	< 21.4 U	< 555 U	< 22.9 U	**3470**	< 427 U	< 23.7 U	< 70.9 UJ	< 30.3 U	< 44.2 U	< 20.7 U
Aroclor 1262	ug/kg	NE	NE	NE	< 21.4 U	< 555 U	< 22.9 U	< 22.8 U	< 427 U	< 23.7 U	< 70.9 UJ	< 30.3 U	< 44.2 U	< 20.7 U
Aroclor 1268	ug/kg	NE	NE	NE	< 21.4 U	< 555 U	< 22.9 U	< 22.8 U	< 427 U	< 23.7 U	< 70.9 UJ	< 30.3 U	< 44.2 U	< 20.7 U
Total PCB Aroclors	ug/kg	NE	NE	1000	**355**	< 555 U	< 22.9 U	**230470**	< 427 U	< 23.7 U	**344**	**267**	**314**	**201**
PCBs-SPLP														
Aroclor 1242	ug/l	NE	NE	NE	NS	NS	NS	NS	NS	NS	NS	NS	NS	NS
Aroclor 1248	ug/l	NE	NE	NE	NS	NS	NS	NS	NS	NS	NS	NS	NS	NS
Aroclor 1260	ug/l	NE	NE	NE	NS	NS	NS	NS	NS	NS	NS	NS	NS	NS
Total PCB Aroclors	ug/l	0.5	5	NE	NS	NS	NS	NS	NS	NS	NS	NS	NS	NS

Notes:
This is a summary table. Only detected analytes are shown.
<0.010 = Not detected above the laboratory reporting limit
Bold = Detected above reporting limit
Yellow highlighted cells exceed the 2013 GA PMC
Green highlighted cells exceed the 2013 GB PMC
Blue highlighted cells exceed the 2013 RES DEC
RES DEC = Residential Direct Exposure Criteria
GA PMC = Pollutant Mobility Criteria for GA classified groundwater areas
GB PMC = Pollutant Mobility Criteria for GB classified groundwater areas
NE = Criteria has not been established
NS = Not sampled for this constituent
ug/kg = micrograms per kilogram
ug/l = micrograms per liter
mg/kg = milligrams per kilogram
U = The analyte was not detected above the detection limit
J+ = Result may be biased high
J-= Result may be biased low
J = Result is considered estimated
UJ = The analyte was not detected at a level greater than or equal to the adjusted DL. However, the reported adjusted DL is approximate and may be inaccurate or imprecise.

Table 1
AOC 1 PCB Soil Analytical Data
EC Application

Location ID	Unit	2013 GA PMC	2013 GB PMC	2013 RES DEC	AA8	AA8	AA8-SB274	AA8-SB274	AA8-SS317	AB12-SB471	AB13-E	AB13-SB467	AB13-SB467	AB13-SB467
Depth Interval					1 - 2 ft	1 - 2 ft	4.5 - 5 ft	6.5 - 7.5 ft	0 - 0.25 ft	4 - 5 ft	0 - 2 ft	4 - 5 ft	8 - 9 ft	8 - 9 ft
Sample ID					AA8(1-2)-1	AA8(1-2)-2	AA8-SB274(4.5-5)-122911-1	AA8-SB274(6.5-7.5)-122911-	AA8SS317 0-3	AB12-SB471 (4-5)71212-1	AB13-E-071218-1	AB13-SB467 (4-5)71112-1	AB13-SB467 (8-9)71112-1	AB13-SB467 (8-9)71112-2
Sample Date					9/17/2020	9/17/2020	12/29/2011	12/29/2011	8/31/2011	7/12/2012	7/12/2018	7/11/2012	7/11/2012	7/11/2012
SDG					20I0953	20I0953	SB41766	SB41766	SB34491	SB52747	18G0509	SB52747	SB52747	SB52747
PCBs														
Aroclor 1248	ug/kg	NE	NE	NE	**1600**	**1800**	**4110**	< 22.8 U	**7130**	< 2310 U	< 85 U	**2120**	< 23400 U	< 23600 U
Aroclor 1254	ug/kg	NE	NE	NE	< 96	< 91	< 27.4 U	< 22.8 U	< 23.2	< 2310 U	< 85 U	< 20.7 U	< 23400 U	< 23600 U
Aroclor 1260	ug/kg	NE	NE	NE	< 96	< 91	**187**	< 22.8 U	< 23.2	< 2310 U	< 85 U	**95.2**	< 23400 U	< 23600 U
Aroclor 1262	ug/kg	NE	NE	NE	< 96	< 91	< 27.4 U	< 22.8 U	**113**	< 2310 U	< 85 U	< 20.7 U	< 23400 U	< 23600 U
Aroclor 1268	ug/kg	NE	NE	NE	< 96	< 91	< 27.4 U	< 22.8 U	< 23.2	< 2310 U	< 85 U	< 20.7 U	< 23400 U	< 23600 U
Total PCB Aroclors	ug/kg	NE	NE	1000	**1600**	**1800**	**4300**	**155**	**7243**	**105000**	**150**	**2215.2**	**1060000**	**790000**
PCBs-SPLP														
Aroclor 1242	ug/l	NE	NE	NE	NS	NS	< 0.211 U	NS	NS	NS	NS	NS	NS	NS
Aroclor 1248	ug/l	NE	NE	NE	NS	NS	< 0.211 U	NS	NS	NS	NS	NS	NS	NS
Aroclor 1260	ug/l	NE	NE	NE	NS	NS	< 0.211 U	NS	NS	NS	NS	NS	NS	NS
Total PCB Aroclors	ug/l	0.5	5	NE	NS	NS	< 0.211 U	NS	NS	NS	NS	NS	NS	NS

Notes:
This is a summary table. Only detected analytes are shown.
<0.010 = Not detected above the laboratory reporting limit
Bold = Detected above reporting limit
Yellow highlighted cells exceed the 2013 GA PMC
Green highlighted cells exceed the 2013 GB PMC
Blue highlighted cells exceed the 2013 RES DEC
RES DEC = Residential Direct Exposure Criteria
GA PMC = Pollutant Mobility Criteria for GA classified groundwater areas
GB PMC = Pollutant Mobility Criteria for GB classified groundwater areas
NE = Criteria has not been established
NS = Not sampled for this constituent
ug/kg = micrograms per kilogram
ug/l = micrograms per liter
mg/kg = milligrams per kilogram
U = The analyte was not detected above the detection limit
J+ = Result may be biased high
J-= Result may be biased low
J = Result is considered estimated
UJ = The analyte was not detected at a level greater than or equal to the adjusted DL. However, the reported adjusted DL is approximate and may be inaccurate or imprecise.

Table 1
AOC 1 PCB Soil Analytical Data
EC Application

Greenwich High School
10 Hillside Road
Greenwich, CT

Location ID					**AB14-SB462**	**AB14-SB462**	**AB14-SB462**	**AB15-SB415**	**AB15-SB415**	**AB15-SB415**	**AB15-SS80**	**AB15-SS80**	**AB16-SB417**	**AB16-SB417**
Depth Interval					**13 - 14 ft**	**3 - 4 ft**	**9 - 10 ft**	**11.5 - 12.5 ft**	**3 - 4 ft**	**9 - 10 ft**	**0 - 0.25 ft**	**0 - 0.5 ft**	**1 - 2 ft**	**11.5 - 12.5 ft**
Sample ID	**Unit**	**2013 GA PMC**	**2013 GB PMC**	**2013 RES DEC**	**AB14-SB462 (13-14)71112-**	**AB14-SB462 (3-4)71112-1**	**AB14-SB462 (9-10)71112-1**	**15-SB415(11.5-12.5)-06291**	**AB15-SB415(3-4)-062912-1**	**AB15-SB415(9-10)-062912-**	**AB15 SS80 0-3**	**AB15-SS80-080411**	**AB16-SB417(1-2)-062912-1**	**16-SB417(11.5-12.5)-06291**
Sample Date					**7/11/2012**	**7/11/2012**	**7/11/2012**	**6/29/2012**	**6/29/2012**	**6/29/2012**	**8/11/2011**	**8/4/2011**	**6/29/2012**	**6/29/2012**
SDG					**SB52651**	**SB52651**	**SB52651**	**SB52073**	**SB52073**	**SB52073**	**SB33302**	**SB32875**	**SB52073**	**SB52073**
PCBs														
Aroclor 1248	ug/kg	NE	NE	NE	**536**	**1890**	**263000**	**1040**	< 41.3 U	**146000**	**1360**	**1090**	< 21.6 U	**8140**
Aroclor 1254	ug/kg	NE	NE	NE	< 23.1 U	< 43.3 U	< 24100 U	< 21.4 U	< 20.6 U	< 2550 U	< 23.0 U	< 21.0 U	< 21.6 U	< 205 U
Aroclor 1260	ug/kg	NE	NE	NE	< 23.1 U	**67.1**	< 24100 U	< 21.4 U	< 20.6 U	< 2550 U	**116**	**56.6**	< 21.6 U	< 205 U
Aroclor 1262	ug/kg	NE	NE	NE	< 23.1 U	< 43.3 U	< 24100 U	< 21.4 U	< 20.6 U	< 2550 U	< 23.0 U	< 21.0 U	< 21.6 U	< 205 U
Aroclor 1268	ug/kg	NE	NE	NE	< 23.1 U	< 43.3 U	< 24100 U	< 21.4 U	< 20.6 U	< 2550 U	< 23.0 U	< 21.0 U	< 21.6 U	< 205 U
Total PCB Aroclors	ug/kg	NE	NE	1000	**536**	**1957.1**	**263000**	**1040**	< 41.3 U	**146000**	**1480**	**1150**	< 21.6 U	**8140**
PCBs-SPLP														
Aroclor 1242	ug/l	NE	NE	NE	NS	NS	NS	NS	NS	NS	NS	NS	NS	NS
Aroclor 1248	ug/l	NE	NE	NE	NS	NS	NS	NS	NS	NS	NS	NS	NS	NS
Aroclor 1260	ug/l	NE	NE	NE	NS	NS	NS	NS	NS	NS	NS	NS	NS	NS
Total PCB Aroclors	ug/l	0.5	5	NE	NS	NS	NS	NS	NS	NS	NS	NS	NS	NS

Notes:
This is a summary table. Only detected analytes are shown.
<0.010 = Not detected above the laboratory reporting limit
Bold = Detected above reporting limit
Yellow highlighted cells exceed the 2013 GA PMC
Green highlighted cells exceed the 2013 GB PMC
Blue highlighted cells exceed the 2013 RES DEC
RES DEC = Residential Direct Exposure Criteria
GA PMC = Pollutant Mobility Criteria for GA classified groundwater areas
GB PMC = Pollutant Mobility Criteria for GB classified groundwater areas
NE = Criteria has not been established
NS = Not sampled for this constituent
ug/kg = micrograms per kilogram
ug/l = micrograms per liter
mg/kg = milligrams per kilogram
U = The analyte was not detected above the detection limit
J+ = Result may be biased high
J-= Result may be biased low
J = Result is considered estimated
UJ = The analyte was not detected at a level greater than or equal to the adjusted DL. However, the reported adjusted DL is approximate and may be inaccurate or imprecise.

Table 1
AOC 1 PCB Soil Analytical Data
EC Application

Greenwich High School
10 Hillside Road
Greenwich, CT

Location ID					**AB16-SB417**	**AB16-SS81**	**AB16-SS81**	**AB17-SB385**	**AB17-SB385**	**AB17-SB385**	**AB18-SB383**	**AB18-SB383**	**AB18-SB383**	**AB19-SB71**
Depth Interval					**7.2 - 8.5 ft**	**0 - 0.25 ft**	**0 - 0.5 ft**	**11 - 12 ft**	**3 - 4 ft**	**6 - 7 ft**	**3 - 4 ft**	**5.5 - 6.5 ft**	**7 - 8 ft**	**0 - 1 ft**
Sample ID	**Unit**	**2013 GA PMC**	**2013 GB PMC**	**2013 RES DEC**	**316-SB417(7.2-8.5)-062912**	**AB16 SS81 0-3**	**AB16-SS81-080411**	**B17-SB385 (11-12)-062512**	**AB17-SB385 (3-4)-062512-1**	**AB17-SB385 (6-7)-062512-1**	**AB18-SB383 (3-4)-062512-3**	**318-SB383 (5.5-6.5)-062512**	**AB18-SB383 (7-8)-062512-1**	**AB19-SB71 0-1**
Sample Date					**6/29/2012**	**8/11/2011**	**8/4/2011**	**6/25/2012**	**6/25/2012**	**6/25/2012**	**6/25/2012**	**6/25/2012**	**6/25/2012**	**8/10/2011**
SDG					**SB52073**	**SB33302**	**SB32875**	**SB51819**	**SB51819**	**SB51819**	**SB51792**	**SB51792**	**SB51792**	**SB33209**
PCBs														
Aroclor 1248	ug/kg	NE	NE	NE	**967000**	**596**	**813**	< 22.9 U	**270**	< 21.0 U	**2290**	**1680**	< 22.4 U	< 21.0 U
Aroclor 1254	ug/kg	NE	NE	NE	< 23900 U	< 23.7 U	< 21.2 U	< 22.9 U	< 21.3 U	< 21.0 U	< 22.9 U	< 22.7 U	< 22.4 U	< 21.0 U
Aroclor 1260	ug/kg	NE	NE	NE	< 23900 U	**39.8**	< 21.2 U	< 22.9 U	< 21.3 U	< 21.0 U	**64.2**	< 22.7 U	< 22.4 U	< 21.0 U
Aroclor 1262	ug/kg	NE	NE	NE	< 23900 U	< 23.7 U	< 21.2 U	< 22.9 U	< 21.3 U	< 21.0 U	< 22.9 U	< 22.7 U	< 22.4 U	< 21.0 U
Aroclor 1268	ug/kg	NE	NE	NE	< 23900 U	< 23.7 U	< 21.2 U	< 22.9 U	< 21.3 U	< 21.0 U	< 22.9 U	< 22.7 U	< 22.4 U	< 21.0 U
Total PCB Aroclors	ug/kg	NE	NE	1000	**967000**	**636**	**813**	< 22.9 U	**270**	< 21.0 U	**2350**	**1680**	< 22.4 U	< 21.0 U
PCBs-SPLP														
Aroclor 1242	ug/l	NE	NE	NE	NS	NS	NS	NS	NS	NS	NS	NS	NS	NS
Aroclor 1248	ug/l	NE	NE	NE	NS	NS	NS	NS	NS	NS	NS	NS	NS	NS
Aroclor 1260	ug/l	NE	NE	NE	NS	NS	NS	NS	NS	NS	NS	NS	NS	NS
Total PCB Aroclors	ug/l	0.5	5	NE	NS	NS	NS	NS	NS	NS	NS	NS	NS	NS

Notes:
This is a summary table. Only detected analytes are shown.
<0.010 = Not detected above the laboratory reporting limit
Bold = Detected above reporting limit
Yellow highlighted cells exceed the 2013 GA PMC
Green highlighted cells exceed the 2013 GB PMC
Blue highlighted cells exceed the 2013 RES DEC
RES DEC = Residential Direct Exposure Criteria
GA PMC = Pollutant Mobility Criteria for GA classified groundwater areas
GB PMC = Pollutant Mobility Criteria for GB classified groundwater areas
NE = Criteria has not been established
NS = Not sampled for this constituent
ug/kg = micrograms per kilogram
ug/l = micrograms per liter
mg/kg = milligrams per kilogram
U = The analyte was not detected above the detection limit
J+ = Result may be biased high
J-= Result may be biased low
J = Result is considered estimated
UJ = The analyte was not detected at a level greater than or equal to the adjusted DL. However, the reported adjusted DL is approximate and may be inaccurate or imprecise.

Table 1
AOC 1 PCB Soil Analytical Data
EC Application

Greenwich High School
10 Hillside Road
Greenwich, CT

Location ID					**AB19-SB71**	**AB19-SB71**	**AB19-SB71**	**AB19-SB71**	**AB19-SB71**	**AB19-SB71**	**AB19-SB71**	**AB19-SB71**	**AB20-SB72**	**AB20-SB72**
Depth Interval					**1 - 2 ft**	**12 - 13 ft**	**2 - 3 ft**	**3 - 4 ft**	**4 - 4.4 ft**	**5 - 6 ft**	**6 - 7 ft**	**7 - 8 ft**	**0 - 1 ft**	**1 - 2 ft**
Sample ID	**Unit**	**2013 GA PMC**	**2013 GB PMC**	**2013 RES DEC**	**AB19-SB71 1-2**	**AB19-SB71 12-13**	**AB19-SB71 2-3**	**AB19-SB71 3-4**	**AB19-SB71 4-4.4**	**AB19-SB71 5-6**	**AB19-SB71 6-7**	**AB19-SB71 7-8**	**AB20-SB72 0-1**	**AB20-SB72 1-2**
Sample Date					**8/10/2011**	**8/10/2011**	**8/10/2011**	**8/10/2011**	**8/10/2011**	**8/10/2011**	**8/10/2011**	**8/10/2011**	**8/10/2011**	**8/10/2011**
SDG					**SB33209**	**SB33209**	**SB33209**	**SB33209**	**SB33209**	**SB33209**	**SB33209**	**SB33209**	**SB33209**	**SB33209**
PCBs														
Aroclor 1248	ug/kg	NE	NE	NE	< 21.7 U	< 34.4 U	**566**	**9270**	< 23.0 U	**2150**	< 20.3 U	< 21.2 U	< 20.9 U	**222**
Aroclor 1254	ug/kg	NE	NE	NE	< 21.7 U	< 34.4 U	< 22.4 U	< 22.8 U	< 23.0 U	< 20.7 U	< 20.3 U	< 21.2 U	< 20.9 U	< 21.3 U
Aroclor 1260	ug/kg	NE	NE	NE	< 21.7 U	< 34.4 U	< 22.4 U	**221**	< 23.0 U	**38.4**	< 20.3 U	< 21.2 U	< 20.9 U	< 21.3 U
Aroclor 1262	ug/kg	NE	NE	NE	< 21.7 U	< 34.4 U	< 22.4 U	< 22.8 U	< 23.0 U	< 20.7 U	< 20.3 U	< 21.2 U	< 20.9 U	< 21.3 U
Aroclor 1268	ug/kg	NE	NE	NE	< 21.7 U	< 34.4 U	< 22.4 U	< 22.8 U	< 23.0 U	< 20.7 U	< 20.3 U	< 21.2 U	< 20.9 U	< 21.3 U
Total PCB Aroclors	ug/kg	NE	NE	1000	< 21.7 U	< 34.4 U	**566**	**9491**	< 23.0 U	**2190**	< 20.3 U	< 21.2 U	< 20.9 U	**222**
PCBs-SPLP														
Aroclor 1242	ug/l	NE	NE	NE	NS	NS	NS	NS	NS	NS	NS	NS	NS	NS
Aroclor 1248	ug/l	NE	NE	NE	NS	NS	NS	NS	NS	NS	NS	NS	NS	NS
Aroclor 1260	ug/l	NE	NE	NE	NS	NS	NS	NS	NS	NS	NS	NS	NS	NS
Total PCB Aroclors	ug/l	0.5	5	NE	NS	NS	NS	NS	NS	NS	NS	NS	NS	NS

Notes:
This is a summary table. Only detected analytes are shown.
<0.010 = Not detected above the laboratory reporting limit
Bold = Detected above reporting limit
Yellow highlighted cells exceed the 2013 GA PMC
Green highlighted cells exceed the 2013 GB PMC
Blue highlighted cells exceed the 2013 RES DEC
RES DEC = Residential Direct Exposure Criteria
GA PMC = Pollutant Mobility Criteria for GA classified groundwater areas
GB PMC = Pollutant Mobility Criteria for GB classified groundwater areas
NE = Criteria has not been established
NS = Not sampled for this constituent
ug/kg = micrograms per kilogram
ug/l = micrograms per liter
mg/kg = milligrams per kilogram
U = The analyte was not detected above the detection limit
J+ = Result may be biased high
J-= Result may be biased low
J = Result is considered estimated
UJ = The analyte was not detected at a level greater than or equal to the adjusted DL. However, the reported adjusted DL is approximate and may be inaccurate or imprecise.

Table 1
AOC 1 PCB Soil Analytical Data
EC Application

Greenwich High School
10 Hillside Road
Greenwich, CT

Location ID					**AB20-SB72**	**AB20-SB72**	**AB20-SB72**	**AB20-SB72**	**AB20-SB72**	**AB8-SS183**	**AC10-SB474**	**AC10-SB474**	**AC10-SB474**	**AC12**
Depth Interval					**12 - 13 ft**	**2 - 3 ft**	**3 - 4 ft**	**5 - 6 ft**	**6 - 7 ft**	**0 - 0.25 ft**	**4.5 - 5 ft**	**7 - 8 ft**	**7 - 8 ft**	**1 - 1.5 ft**
Sample ID	**Unit**	**2013 GA PMC**	**2013 GB PMC**	**2013 RES DEC**	**AB20-SB72 12-13**	**AB20-SB72 2-3**	**AB20-SB72 3-4**	**AB20-SB72 5-6**	**AB20-SB72 6-7**	**AB8 SS183 0-3**	**AC10-SB474 (4.5-5)71212-1**	**AC10-SB474 (7-8)71212-1**	**AC10-SB474 (7-8)71212-2**	**AC12 (1-1.5)-1**
Sample Date					**8/10/2011**	**8/10/2011**	**8/10/2011**	**8/10/2011**	**8/10/2011**	**8/11/2011**	**7/12/2012**	**7/12/2012**	**7/12/2012**	**10/9/2020**
SDG					**SB33209**	**SB33209**	**SB33209**	**SB33209**	**SB33209**	**SB33302**	**SB52747**	**SB52747**	**SB52747**	**20J0524**
PCBs														
Aroclor 1248	ug/kg	NE	NE	NE	< 26.2 U	< 24.0 U	**889 J**	< 20.4 U	< 29.8 U	**6650**	**52800**	**21800**	**24500**	**120**
Aroclor 1254	ug/kg	NE	NE	NE	< 26.2 U	< 24.0 U	< 21.8 U	< 20.4 U	< 29.8 U	< 23.2 U	< 2180 U	< 2640 U	< 2690 U	< 88
Aroclor 1260	ug/kg	NE	NE	NE	< 26.2 U	**87.5**	**29.4**	< 20.4 U	< 29.8 U	**153**	< 2180 U	< 2640 U	< 2690 U	< 88
Aroclor 1262	ug/kg	NE	NE	NE	< 26.2 U	< 24.0 U	< 21.8 U	< 20.4 U	< 29.8 U	< 23.2 U	< 2180 U	< 2640 U	< 2690 U	< 88
Aroclor 1268	ug/kg	NE	NE	NE	< 26.2 U	< 24.0 U	< 21.8 U	< 20.4 U	< 29.8 U	< 23.2 U	< 2180 U	< 2640 U	< 2690 U	< 88
Total PCB Aroclors	ug/kg	NE	NE	1000	< 26.2 U	**87.5**	**918**	< 20.4 U	< 29.8 U	**6803**	**52800**	**21800**	**24500**	**120**
PCBs-SPLP														
Aroclor 1242	ug/l	NE	NE	NE	NS	NS	NS	NS	NS	NS	NS	NS	NS	NS
Aroclor 1248	ug/l	NE	NE	NE	NS	NS	NS	NS	NS	NS	NS	NS	NS	NS
Aroclor 1260	ug/l	NE	NE	NE	NS	NS	NS	NS	NS	NS	NS	NS	NS	NS
Total PCB Aroclors	ug/l	0.5	5	NE	NS	NS	NS	NS	NS	NS	NS	NS	NS	NS

Notes:
This is a summary table. Only detected analytes are shown.
<0.010 = Not detected above the laboratory reporting limit
Bold = Detected above reporting limit
Yellow highlighted cells exceed the 2013 GA PMC
Green highlighted cells exceed the 2013 GB PMC
Blue highlighted cells exceed the 2013 RES DEC
RES DEC = Residential Direct Exposure Criteria
GA PMC = Pollutant Mobility Criteria for GA classified groundwater areas
GB PMC = Pollutant Mobility Criteria for GB classified groundwater areas
NE = Criteria has not been established
NS = Not sampled for this constituent
ug/kg = micrograms per kilogram
ug/l = micrograms per liter
mg/kg = milligrams per kilogram
U = The analyte was not detected above the detection limit
J+ = Result may be biased high
J-= Result may be biased low
J = Result is considered estimated
UJ = The analyte was not detected at a level greater than or equal to the adjusted DL. However, the reported adjusted DL is approximate and may be inaccurate or imprecise.

Table 1
AOC 1 PCB Soil Analytical Data
EC Application

Greenwich High School
10 Hillside Road
Greenwich, CT

Location ID					**AC12-SB466**	**AC12-SB466**	**AC13-SB468**	**AC13-SB468**	**AC13-SB468**	**AC14-SB464**	**AC14-SB464**	**AC14-SB464**	**AC14-SS227**	**AC15-SB260**
Depth Interval					**3.5 - 4 ft**	**5.5 - 6 ft**	**13 - 14 ft**	**4 - 5 ft**	**7 - 8 ft**	**4 - 5 ft**	**8 - 9 ft**	**8 - 9 ft**	**0 - 0.25 ft**	**4 - 5 ft**
Sample ID	**Unit**	**2013 GA PMC**	**2013 GB PMC**	**2013 RES DEC**	**AC12-SB466 (3.5-4)71112-1**	**AC12-SB466 (5.5-6)71112-1**	**AC13-SB468 (13-14)71112-1**	**AC13-SB468 (4-5)71112-1**	**AC13-SB468 (7-8)71112-1**	**AC14-SB464 (4-5)71112-1**	**AC14-SB464 (8-9)71112-1**	**AC14-SB464 (8-9)71112-2**	**AC14-SS227 0-3**	**AC15-SB260 (4-5)-122711-1**
Sample Date					**7/11/2012**	**7/11/2012**	**7/11/2012**	**7/11/2012**	**7/11/2012**	**7/11/2012**	**7/11/2012**	**7/11/2012**	**8/11/2011**	**12/27/2011**
SDG					**SB52747**	**SB52747**	**SB52747**	**SB52747**	**SB52747**	**SB52651**	**SB52651**	**SB52651**	**SB33374**	**SB41712**
PCBs														
Aroclor 1248	ug/kg	NE	NE	NE	**158000**	< 259 U	< 55.8 U	**3560**	< 25700 U	**3220**	< 23200 U	< 21200 U	**1860**	**642**
Aroclor 1254	ug/kg	NE	NE	NE	< 2350 U	< 259 U	< 55.8 U	< 23.3 U	< 25700 U	< 20.9 U	< 23200 U	< 21200 U	< 22.6 U	< 21.5 U
Aroclor 1260	ug/kg	NE	NE	NE	**3290**	**569**	< 55.8 U	**88.5**	< 25700 U	**67.8**	< 23200 U	< 21200 U	**63.0**	**26.9**
Aroclor 1262	ug/kg	NE	NE	NE	< 2350 U	< 259 U	< 55.8 U	< 23.3 U	< 25700 U	< 20.9 U	< 23200 U	< 21200 U	< 22.6 U	< 21.5 U
Aroclor 1268	ug/kg	NE	NE	NE	< 2350 U	< 259 U	< 55.8 U	< 23.3 U	< 25700 U	< 20.9 U	< 23200 U	< 21200 U	< 22.6 U	< 21.5 U
Total PCB Aroclors	ug/kg	NE	NE	1000	**161290**	**23969**	**488**	**3648.5**	**562000**	**3290**	**127000**	**741000**	**1920**	**669**
PCBs-SPLP														
Aroclor 1242	ug/l	NE	NE	NE	NS	NS	NS	NS	NS	NS	NS	NS	NS	NS
Aroclor 1248	ug/l	NE	NE	NE	NS	NS	NS	NS	NS	NS	NS	NS	NS	NS
Aroclor 1260	ug/l	NE	NE	NE	NS	NS	NS	NS	NS	NS	NS	NS	NS	NS
Total PCB Aroclors	ug/l	0.5	5	NE	NS	NS	NS	NS	NS	NS	NS	NS	NS	NS

Notes:
This is a summary table. Only detected analytes are shown.
<0.010 = Not detected above the laboratory reporting limit
Bold = Detected above reporting limit
Yellow highlighted cells exceed the 2013 GA PMC
Green highlighted cells exceed the 2013 GB PMC
Blue highlighted cells exceed the 2013 RES DEC
RES DEC = Residential Direct Exposure Criteria
GA PMC = Pollutant Mobility Criteria for GA classified groundwater areas
GB PMC = Pollutant Mobility Criteria for GB classified groundwater areas
NE = Criteria has not been established
NS = Not sampled for this constituent
ug/kg = micrograms per kilogram
ug/l = micrograms per liter
mg/kg = milligrams per kilogram
U = The analyte was not detected above the detection limit
J+ = Result may be biased high
J-= Result may be biased low
J = Result is considered estimated
UJ = The analyte was not detected at a level greater than or equal to the adjusted DL. However, the reported adjusted DL is approximate and may be inaccurate or imprecise.

Table 1
AOC 1 PCB Soil Analytical Data
EC Application

Greenwich High School
10 Hillside Road
Greenwich, CT

Location ID	Unit	2013 GA PMC	2013 GB PMC	2013 RES DEC	AC15-SB260	AC15-SB260	AC15-SS83	AC15-SS83	AC16-SB492	AC16-SB492	AC16-SB492	AC16-SS84	AC16-SS84	AC17-SB262
Depth Interval					6 - 7 ft	9.5 - 11.5 ft	0 - 0.25 ft	0 - 0.5 ft	13 - 14 ft	2 - 3 ft	8.2 - 9 ft	0 - 0.25 ft	0 - 0.5 ft	10 - 11 ft
Sample ID					AC15-SB260 (6-7)-122711-	15-SB260 (9.5-11.5)-12271	AC15 SS83 0-3	AC15-SS83-080411	C16-SB492 (13-14)-071312	AC16-SB492 (2-3)-071312-1	C16-SB492 (8.2-9)-071312-	AC16 SS84 0-3	AC16-SS84-080411	C17-SB262 (10-11)-122811
Sample Date					12/27/2011	12/27/2011	8/11/2011	8/4/2011	7/13/2012	7/13/2012	7/13/2012	8/11/2011	8/4/2011	12/28/2011
SDG					SB41712	SB41712	SB33302	SB32875	SB52798	SB52798	SB52798	SB33302	SB32875	SB41712
PCBs														
Aroclor 1248	ug/kg	NE	NE	NE	**296**	**81300**	**272**	**436**	< 19.6 U	**34.5**	**6180**	**3210**	**528**	< 20.7 U
Aroclor 1254	ug/kg	NE	NE	NE	< 23.1 U	< 23.0 U	< 20.9 U	< 20.6 U	< 19.6 U	< 21.6 U	< 21.8 U	< 24.0 U	< 21.4 U	< 20.7 U
Aroclor 1260	ug/kg	NE	NE	NE	< 23.1 U	**1270**	< 20.9 U	< 20.6 U	< 19.6 U	< 21.6 U	**110**	**142**	< 21.4 U	< 20.7 U
Aroclor 1262	ug/kg	NE	NE	NE	< 23.1 U	< 23.0 U	< 20.9 U	< 20.6 U	< 19.6 U	< 21.6 U	< 21.8 U	< 24.0 U	< 21.4 U	< 20.7 U
Aroclor 1268	ug/kg	NE	NE	NE	< 23.1 U	< 23.0 U	< 20.9 U	< 20.6 U	< 19.6 U	< 21.6 U	< 21.8 U	< 24.0 U	< 21.4 U	< 20.7 U
Total PCB Aroclors	ug/kg	NE	NE	1000	**296**	**82570**	**272**	**436**	< 19.6 U	**34.5**	**6290**	**3350**	**528**	< 20.7 U
PCBs-SPLP														
Aroclor 1242	ug/l	NE	NE	NE	NS	< 0.2 U	NS	NS	NS	NS	NS	NS	NS	NS
Aroclor 1248	ug/l	NE	NE	NE	NS	**13.3**	NS	NS	NS	NS	NS	NS	NS	NS
Aroclor 1260	ug/l	NE	NE	NE	NS	< 0.2 U	NS	NS	NS	NS	NS	NS	NS	NS
Total PCB Aroclors	ug/l	0.5	5	NE	NS	**13.3**	NS	NS	NS	NS	NS	NS	NS	NS

Notes:
This is a summary table. Only detected analytes are shown.
<0.010 = Not detected above the laboratory reporting limit
Bold = Detected above reporting limit
Yellow highlighted cells exceed the 2013 GA PMC
Green highlighted cells exceed the 2013 GB PMC
Blue highlighted cells exceed the 2013 RES DEC
RES DEC = Residential Direct Exposure Criteria
GA PMC = Pollutant Mobility Criteria for GA classified groundwater areas
GB PMC = Pollutant Mobility Criteria for GB classified groundwater areas
NE = Criteria has not been established
NS = Not sampled for this constituent
ug/kg = micrograms per kilogram
ug/l = micrograms per liter
mg/kg = milligrams per kilogram
U = The analyte was not detected above the detection limit
J+ = Result may be biased high
J-= Result may be biased low
J = Result is considered estimated
UJ = The analyte was not detected at a level greater than or equal to the adjusted DL. However, the reported adjusted DL is approximate and may be inaccurate or imprecise.

Table 1
AOC 1 PCB Soil Analytical Data
EC Application

Greenwich High School
10 Hillside Road
Greenwich, CT

Location ID					**AC17-SB262**	**AC17-SB262**	**AC19-SB76**	**AC19-SB76**	**AC19-SB76**	**AC19-SB76**	**AC19-SB76**	**AC19-SB76**	**AC19-SB76**	**AC19-SB76**
Depth Interval					**4 - 5 ft**	**5 - 6 ft**	**0 - 1 ft**	**1 - 2 ft**	**10 - 11 ft**	**11 - 12 ft**	**16 - 17 ft**	**2 - 3 ft**	**3 - 4 ft**	**5 - 6 ft**
Sample ID	**Unit**	**2013 GA PMC**	**2013 GB PMC**	**2013 RES DEC**	**AC17-SB262 (4-5)-122811-**	**AC17-SB262 (5-6)-122811-**	**AC19-SB76 0-1**	**AC19-SB76 1-2**	**AC19-SB76 10-11**	**AC19-SB76 11-12**	**AC19-SB76 16-17**	**AC19-SB76 2-3**	**AC19-SB76 3-4**	**AC19-SB76 5-6**
Sample Date					**12/28/2011**	**12/28/2011**	**8/10/2011**	**8/10/2011**	**8/10/2011**	**8/10/2011**	**8/10/2011**	**8/10/2011**	**8/10/2011**	**8/10/2011**
SDG					**SB41712**	**SB41712**	**SB33209**	**SB33209**	**SB33209**	**SB33209**	**SB33209**	**SB33209**	**SB33209**	**SB33209**
PCBs														
Aroclor 1248	ug/kg	NE	NE	NE	< 22.2 U	**277**	< 19.5 U	< 20.3 U	**443**	< 21.3 U	< 22.1 U	< 20.5 U	**639**	**9960**
Aroclor 1254	ug/kg	NE	NE	NE	< 22.2 U	< 22.1 U	< 19.5 U	< 20.3 U	< 21.9 U	< 21.3 U	< 22.1 U	< 20.5 U	< 23.9 U	< 20.9 U
Aroclor 1260	ug/kg	NE	NE	NE	< 22.2 U	**92.7**	< 19.5 U	< 20.3 U	< 21.9 U	< 21.3 U	< 22.1 U	< 20.5 U	< 23.9 U	**296**
Aroclor 1262	ug/kg	NE	NE	NE	< 22.2 U	< 22.1 U	< 19.5 U	< 20.3 U	< 21.9 U	< 21.3 U	< 22.1 U	< 20.5 U	< 23.9 U	< 20.9 U
Aroclor 1268	ug/kg	NE	NE	NE	< 22.2 U	< 22.1 U	< 19.5 U	< 20.3 U	< 21.9 U	< 21.3 U	< 22.1 U	< 20.5 U	< 23.9 U	< 20.9 U
Total PCB Aroclors	ug/kg	NE	NE	1000	< 22.2 U	**370**	< 19.5 U	< 20.3 U	**443**	< 21.3 U	< 22.1 U	< 20.5 U	**639**	**10256**
PCBs-SPLP														
Aroclor 1242	ug/l	NE	NE	NE	NS	NS	NS	NS	NS	NS	NS	NS	NS	NS
Aroclor 1248	ug/l	NE	NE	NE	NS	NS	NS	NS	NS	NS	NS	NS	NS	NS
Aroclor 1260	ug/l	NE	NE	NE	NS	NS	NS	NS	NS	NS	NS	NS	NS	NS
Total PCB Aroclors	ug/l	0.5	5	NE	NS	NS	NS	NS	NS	NS	NS	NS	NS	NS

Notes:
This is a summary table. Only detected analytes are shown.
<0.010 = Not detected above the laboratory reporting limit
Bold = Detected above reporting limit
Yellow highlighted cells exceed the 2013 GA PMC
Green highlighted cells exceed the 2013 GB PMC
Blue highlighted cells exceed the 2013 RES DEC
RES DEC = Residential Direct Exposure Criteria
GA PMC = Pollutant Mobility Criteria for GA classified groundwater areas
GB PMC = Pollutant Mobility Criteria for GB classified groundwater areas
NE = Criteria has not been established
NS = Not sampled for this constituent
ug/kg = micrograms per kilogram
ug/l = micrograms per liter
mg/kg = milligrams per kilogram
U = The analyte was not detected above the detection limit
J+ = Result may be biased high
J-= Result may be biased low
J = Result is considered estimated
UJ = The analyte was not detected at a level greater than or equal to the adjusted DL. However, the reported adjusted DL is approximate and may be inaccurate or imprecise.

Table 1
AOC 1 PCB Soil Analytical Data
EC Application

Greenwich High School
10 Hillside Road
Greenwich, CT

Location ID					**AC19-SB76**	**AC19-SB76**	**AC19-SB76**	**AC21-SB349**	**AC21-SB349**	**AC21-SB349**	**AC8**	**AC8-SB459**	**AC8-SB459**	**AC8-SB459**
Depth Interval					**6 - 7 ft**	**7 - 8 ft**	**8 - 9 ft**	**11 - 12 ft**	**4.5 - 5 ft**	**7 - 8 ft**	**1 - 2 ft**	**12 - 13 ft**	**4 - 5 ft**	**7 - 8 ft**
Sample ID	**Unit**	**2013 GA PMC**	**2013 GB PMC**	**2013 RES DEC**	**AC19-SB76 6-7**	**AC19-SB76 7-8**	**AC19-SB76 8-9**	**C21-SB349(11-12)-040912-**	**C21-SB349(4.5-5)-040912-**	**AC21-SB349(7-8)-040912-1**	**AC8(1-2)-1**	**AC8-SB459 (12-13)71112-1**	**AC8-SB459 (4-5)71112-1**	**AC8-SB459 (7-8)71112-2**
Sample Date					**8/10/2011**	**8/10/2011**	**8/10/2011**	**4/9/2012**	**4/9/2012**	**4/9/2012**	**9/17/2020**	**7/11/2012**	**7/11/2012**	**7/11/2012**
SDG					**SB33209**	**SB33209**	**SB33209**	**SB46864**	**SB46864**	**SB46864**	**20I0953**	**SB52651**	**SB52651**	**SB52651**
PCBs														
Aroclor 1248	ug/kg	NE	NE	NE	< 21.2 U	< 21.3 U	< 20.6 U	< 21.5 U	< 114 U	**41.4**	**9700**	**396**	**708**	**275 J**
Aroclor 1254	ug/kg	NE	NE	NE	< 21.2 U	< 21.3 U	< 20.6 U	< 21.5 U	< 114 U	< 21.8 U	< 1000	< 46.0 U	< 22.6 U	< 43.0 U
Aroclor 1260	ug/kg	NE	NE	NE	< 21.2 U	< 21.3 U	< 20.6 U	< 21.5 U	< 22.8 U	< 21.8 U	< 1000	< 46.0 U	< 22.6 U	< 43.0 U
Aroclor 1262	ug/kg	NE	NE	NE	< 21.2 U	< 21.3 U	< 20.6 U	< 21.5 U	< 22.8 U	< 21.8 U	< 1000	< 46.0 U	< 22.6 U	< 43.0 U
Aroclor 1268	ug/kg	NE	NE	NE	< 21.2 U	< 21.3 U	< 20.6 U	< 21.5 U	< 22.8 U	< 21.8 U	< 1000	< 46.0 U	< 22.6 U	< 43.0 U
Total PCB Aroclors	ug/kg	NE	NE	1000	< 21.2 U	< 21.3 U	< 20.6 U	< 21.5 U	< 114 U	**41.4**	**9700**	**396**	**708**	**275**
PCBs-SPLP														
Aroclor 1242	ug/l	NE	NE	NE	NS	NS	NS	NS	NS	NS	NS	NS	NS	NS
Aroclor 1248	ug/l	NE	NE	NE	NS	NS	NS	NS	NS	NS	NS	NS	NS	NS
Aroclor 1260	ug/l	NE	NE	NE	NS	NS	NS	NS	NS	NS	NS	NS	NS	NS
Total PCB Aroclors	ug/l	0.5	5	NE	NS	NS	NS	NS	NS	NS	NS	NS	NS	NS

Notes:
This is a summary table. Only detected analytes are shown.
<0.010 = Not detected above the laboratory reporting limit
Bold = Detected above reporting limit
Yellow highlighted cells exceed the 2013 GA PMC
Green highlighted cells exceed the 2013 GB PMC
Blue highlighted cells exceed the 2013 RES DEC
RES DEC = Residential Direct Exposure Criteria
GA PMC = Pollutant Mobility Criteria for GA classified groundwater areas
GB PMC = Pollutant Mobility Criteria for GB classified groundwater areas
NE = Criteria has not been established
NS = Not sampled for this constituent
ug/kg = micrograms per kilogram
ug/l = micrograms per liter
mg/kg = milligrams per kilogram
U = The analyte was not detected above the detection limit
J+ = Result may be biased high
J-= Result may be biased low
J = Result is considered estimated
UJ = The analyte was not detected at a level greater than or equal to the adjusted DL. However, the reported adjusted DL is approximate and may be inaccurate or imprecise.

Table 1
AOC 1 PCB Soil Analytical Data
EC Application

Greenwich High School
10 Hillside Road
Greenwich, CT

Location ID					**AC8-SB459**	**AC8-SS82**	**AC8-SS82**	**AC9.5**	**AC9-E**	**AD11-E**	**AD13**	**AD13-SB470**	**AD14**	**AD14**
Depth Interval					**7 - 8 ft**	**0 - 0.25 ft**	**0 - 0.5 ft**	**1 - 1.5 ft**	**0 - 2 ft**	**0 - 2 ft**	**1 - 1.5 ft**	**3 - 4 ft**	**1 - 1.5 ft**	**1 - 1.5 ft**
Sample ID	**Unit**	**2013 GA PMC**	**2013 GB PMC**	**2013 RES DEC**	**AC8-SB459 (7-8)71112-1**	**AC8 SS82 0-3**	**AC8-SS82-080411**	**AC9.5 (1-1.5)-1**	**AC9-E-071218-1**	**AD11-E-071218-1**	**AD13 (1-1.5)-1**	**AD13-SB470 (3-4)71212-1**	**AD14 (1-1.5)-2**	**AD14 (1-1.5)-1**
Sample Date					**7/11/2012**	**8/11/2011**	**8/4/2011**	**10/9/2020**	**7/12/2018**	**7/12/2018**	**10/9/2020**	**7/12/2012**	**10/9/2020**	**10/9/2020**
SDG					**SB52651**	**SB33302**	**SB32875**	**20J0524**	**18G0509**	**18G0509**	**20J0524**	**SB52747**	**20J0524**	**20J0524**
PCBs														
Aroclor 1248	ug/kg	NE	NE	NE	**558 J**	**555**	**8230**	**110**	< 88 U	< 87 U	**410**	**4140**	< 91	< 92
Aroclor 1254	ug/kg	NE	NE	NE	< 42.3 U	< 22.6 U	< 22.1 U	< 90	**190 J+**	< 87 U	< 88	< 21.6 U	< 91	< 92
Aroclor 1260	ug/kg	NE	NE	NE	< 42.3 U	< 22.6 U	**163**	< 90	< 88 U	< 87 U	< 88	**187**	< 91	< 92
Aroclor 1262	ug/kg	NE	NE	NE	< 42.3 U	< 22.6 U	< 22.1 U	< 90	< 88 U	< 87 U	< 88	< 21.6 U	< 91	< 92
Aroclor 1268	ug/kg	NE	NE	NE	< 42.3 U	< 22.6 U	< 22.1 U	< 90	< 88 U	< 87 U	< 88	< 21.6 U	< 91	< 92
Total PCB Aroclors	ug/kg	NE	NE	1000	**558**	**555**	**8393**	**110**	**570**	< 87	**410**	**4327**	< 91	< 92
PCBs-SPLP														
Aroclor 1242	ug/l	NE	NE	NE	NS	NS	NS	NS	NS	NS	NS	NS	NS	NS
Aroclor 1248	ug/l	NE	NE	NE	NS	NS	NS	NS	NS	NS	NS	NS	NS	NS
Aroclor 1260	ug/l	NE	NE	NE	NS	NS	NS	NS	NS	NS	NS	NS	NS	NS
Total PCB Aroclors	ug/l	0.5	5	NE	NS	NS	NS	NS	NS	NS	NS	NS	NS	NS

Notes:
This is a summary table. Only detected analytes are shown.
<0.010 = Not detected above the laboratory reporting limit
Bold = Detected above reporting limit
Yellow highlighted cells exceed the 2013 GA PMC
Green highlighted cells exceed the 2013 GB PMC
Blue highlighted cells exceed the 2013 RES DEC
RES DEC = Residential Direct Exposure Criteria
GA PMC = Pollutant Mobility Criteria for GA classified groundwater areas
GB PMC = Pollutant Mobility Criteria for GB classified groundwater areas
NE = Criteria has not been established
NS = Not sampled for this constituent
ug/kg = micrograms per kilogram
ug/l = micrograms per liter
mg/kg = milligrams per kilogram
U = The analyte was not detected above the detection limit
J+ = Result may be biased high
J-= Result may be biased low
J = Result is considered estimated
UJ = The analyte was not detected at a level greater than or equal to the adjusted DL. However, the reported adjusted DL is approximate and may be inaccurate or imprecise.

Table 1
AOC 1 PCB Soil Analytical Data
EC Application

Greenwich High School
10 Hillside Road
Greenwich, CT

Location ID					**AD14-E**	**AD14-SB465**	**AD14-SB465**	**AD14-SB465**	**AD15-SB363**	**AD15-SB363**	**AD15-SB363**	**AD15-SS85**	**AD15-SS85**	**AD16-SB362**
Depth Interval					**0 - 2 ft**	**13 - 14 ft**	**4 - 5 ft**	**6 - 7 ft**	**11.5 - 12 ft**	**2 - 2.5 ft**	**9 - 10 ft**	**0 - 0.25 ft**	**0 - 0.5 ft**	**10 - 11 ft**
Sample ID	**Unit**	**2013 GA PMC**	**2013 GB PMC**	**2013 RES DEC**	**AD14-E-071218-1**	**AD14-SB465 (13-14)71112-1**	**AD14-SB465 (4-5)71112-1**	**AD14-SB465 (6-7)71112-1**	**AD15-SB363 (11.5-12)-041212**	**AD15-SB363 (2-2.5)-041212-**	**AD15-SB363 (9-10)-041212-**	**AD15 SS85 0-3**	**AD15-SS85-080411**	**AD16-SB362 (10-11)-041212**
Sample Date					**7/12/2018**	**7/11/2012**	**7/11/2012**	**7/11/2012**	**4/12/2012**	**4/12/2012**	**4/12/2012**	**8/11/2011**	**8/4/2011**	**4/12/2012**
SDG					**18G0509**	**SB52651**	**SB52651**	**SB52651**	**SB47192**	**SB47192**	**SB47192**	**SB33302**	**SB32875**	**SB47192**
PCBs														
Aroclor 1248	ug/kg	NE	NE	NE	< 88 U	< 61.2 U	< 21100 U	< 121 U	< 29.1 U	< 221 U	< 23400 U	< 19.7 U	**33.5**	< 2420 U
Aroclor 1254	ug/kg	NE	NE	NE	< 88 U	< 61.2 U	< 21100 U	< 121 U	< 29.1 U	< 221 U	< 23400 U	< 19.7 U	< 20.9 U	< 2420 U
Aroclor 1260	ug/kg	NE	NE	NE	< 88 U	< 61.2 U	< 21100 U	**229**	< 29.1 U	< 22.1 U	< 23400 U	< 19.7 U	< 20.9 U	< 2420 U
Aroclor 1262	ug/kg	NE	NE	NE	< 88 U	< 61.2 U	< 21100 U	< 121 U	< 29.1 U	< 22.1 U	< 23400 U	< 19.7 U	< 20.9 U	< 2420 U
Aroclor 1268	ug/kg	NE	NE	NE	< 88 U	< 61.2 U	< 21100 U	< 121 U	< 29.1 U	< 22.1 U	< 23400 U	< 19.7 U	< 20.9 U	< 2420 U
Total PCB Aroclors	ug/kg	NE	NE	1000	< 88	**236**	**159000**	**6640**	**192**	< 221 U	**2100000**	< 19.7 U	**33.5**	**114000**
PCBs-SPLP														
Aroclor 1242	ug/l	NE	NE	NE	NS	NS	NS	NS	NS	NS	NS	NS	NS	NS
Aroclor 1248	ug/l	NE	NE	NE	NS	NS	NS	NS	NS	NS	NS	NS	NS	NS
Aroclor 1260	ug/l	NE	NE	NE	NS	NS	NS	NS	NS	NS	NS	NS	NS	NS
Total PCB Aroclors	ug/l	0.5	5	NE	NS	NS	NS	NS	NS	NS	NS	NS	NS	NS

Notes:
This is a summary table. Only detected analytes are shown.
<0.010 = Not detected above the laboratory reporting limit
Bold = Detected above reporting limit
Yellow highlighted cells exceed the 2013 GA PMC
Green highlighted cells exceed the 2013 GB PMC
Blue highlighted cells exceed the 2013 RES DEC
RES DEC = Residential Direct Exposure Criteria
GA PMC = Pollutant Mobility Criteria for GA classified groundwater areas
GB PMC = Pollutant Mobility Criteria for GB classified groundwater areas
NE = Criteria has not been established
NS = Not sampled for this constituent
ug/kg = micrograms per kilogram
ug/l = micrograms per liter
mg/kg = milligrams per kilogram
U = The analyte was not detected above the detection limit
J+ = Result may be biased high
J-= Result may be biased low
J = Result is considered estimated
UJ = The analyte was not detected at a level greater than or equal to the adjusted DL. However, the reported adjusted DL is approximate and may be inaccurate or imprecise.

Table 1
AOC 1 PCB Soil Analytical Data
EC Application

Greenwich High School
10 Hillside Road
Greenwich, CT

Location ID					**AD16-SB362**	**AD16-SS86**	**AD16-SS86**	**AD17-SB354**	**AD17-SB354**	**AD17-SB354**	**AD18-SB384**	**AD18-SB384**	**AD8-SS182**	**AD9-A**
Depth Interval					**3.5 - 4 ft**	**0 - 0.5 ft**	**0 - 0.5 ft**	**11.5 - 12.5 ft**	**4.5 - 5 ft**	**6 - 7 ft**	**3 - 4 ft**	**8 - 9 ft**	**0 - 0.25 ft**	**0 - 2 ft**
Sample ID	**Unit**	**2013 GA PMC**	**2013 GB PMC**	**2013 RES DEC**	**D16-SB362 (3.5-4)-041212-**	**AD16-SS86-080411**	**AD16-SS86-080511**	**17-SB354(11.5-12.5)-04101**	**D17-SB354(4.5-5)-041012-**	**AD17-SB354(6-7)-041012-1**	**AD18-SB384 (3-4)-062512-1**	**AD18-SB384 (8-9)-062512-1**	**AD8 SS182 0-3**	**AD9-A-041818**
Sample Date					**4/12/2012**	**8/4/2011**	**8/5/2011**	**4/10/2012**	**4/10/2012**	**4/9/2012**	**6/25/2012**	**6/25/2012**	**8/11/2011**	**4/18/2018**
SDG					**SB47192**	**SB32875**	**SB32945**	**SB46973**	**SB46973**	**SB46973**	**SB51819**	**SB51819**	**SB33302**	**18D0844**
PCBs														
Aroclor 1248	ug/kg	NE	NE	NE	< 42.8 U	**616**	**848**	**220**	**760**	**694**	**917**	**1480**	**564**	< 340
Aroclor 1254	ug/kg	NE	NE	NE	< 42.8 U	< 22.9 U	< 23.2 U	< 34.3 U	< 22.4 U	< 21.4 U	< 20.3 U	< 28.4 U	< 22.3 U	< 340
Aroclor 1260	ug/kg	NE	NE	NE	< 21.4 U	**25.2**	**38.2**	< 34.3 U	< 22.4 U	< 21.4 U	**27.5**	**118**	< 22.3 U	< 340
Aroclor 1262	ug/kg	NE	NE	NE	< 21.4 U	< 22.9 U	< 23.2 U	< 34.3 U	< 22.4 U	< 21.4 U	< 20.3 U	< 28.4 U	< 22.3 U	< 340
Aroclor 1268	ug/kg	NE	NE	NE	< 21.4 U	< 22.9 U	< 23.2 U	< 34.3 U	< 22.4 U	< 21.4 U	< 20.3 U	< 28.4 U	< 22.3 U	< 340
Total PCB Aroclors	ug/kg	NE	NE	1000	< 42.8 U	**641**	**886**	**220**	**760**	**694**	**945**	**1600**	**564**	< 340
PCBs-SPLP														
Aroclor 1242	ug/l	NE	NE	NE	NS	NS	NS	NS	NS	NS	NS	NS	NS	NS
Aroclor 1248	ug/l	NE	NE	NE	NS	NS	NS	NS	NS	NS	NS	NS	NS	NS
Aroclor 1260	ug/l	NE	NE	NE	NS	NS	NS	NS	NS	NS	NS	NS	NS	NS
Total PCB Aroclors	ug/l	0.5	5	NE	NS	NS	NS	NS	NS	NS	NS	NS	NS	NS

Notes:
This is a summary table. Only detected analytes are shown.
<0.010 = Not detected above the laboratory reporting limit
Bold = Detected above reporting limit
Yellow highlighted cells exceed the 2013 GA PMC
Green highlighted cells exceed the 2013 GB PMC
Blue highlighted cells exceed the 2013 RES DEC
RES DEC = Residential Direct Exposure Criteria
GA PMC = Pollutant Mobility Criteria for GA classified groundwater areas
GB PMC = Pollutant Mobility Criteria for GB classified groundwater areas
NE = Criteria has not been established
NS = Not sampled for this constituent
ug/kg = micrograms per kilogram
ug/l = micrograms per liter
mg/kg = milligrams per kilogram
U = The analyte was not detected above the detection limit
J+ = Result may be biased high
J-= Result may be biased low
J = Result is considered estimated
UJ = The analyte was not detected at a level greater than or equal to the adjusted DL. However, the reported adjusted DL is approximate and may be inaccurate or imprecise.

Table 1
AOC 1 PCB Soil Analytical Data
EC Application

Greenwich High School
10 Hillside Road
Greenwich, CT

Location ID					**AD9-B**	**AD9-C**	**AD9-D**	**AD9-E**	**AD9-SB469**	**AD9-SB469**	**AD9-SB469**	**AD9-SB469**	**AE10-SB458**	**AE10-SB458**
Depth Interval					**0 - 2 ft**	**0 - 2 ft**	**0 - 2 ft**	**0 - 2 ft**	**12 - 13 ft**	**3.5 - 3.6 ft**	**4 - 5 ft**	**5 - 6 ft**	**1 - 2 ft**	**12 - 13 ft**
Sample ID	**Unit**	**2013 GA PMC**	**2013 GB PMC**	**2013 RES DEC**	**AD9-B-041818**	**AD9-C-041818**	**AD9-D-041818**	**AD9-E-041818**	**AD9-SB469 (12-13)71212-1**	**AD9-SB469 (3.5-3.6)71212-**	**AD9-SB469 (4-5)71212-1**	**AD9-SB469 (5-6)71212-1**	**AE10-SB458 (1-2)071112-1**	**E10-SB458 (12-13)071112-**
Sample Date					**4/18/2018**	**4/18/2018**	**4/18/2018**	**4/18/2018**	**7/12/2012**	**7/12/2012**	**7/12/2012**	**7/12/2012**	**7/11/2012**	**7/11/2012**
SDG					**18D0844**	**18D0844**	**18D0844**	**18D0844**	**SB52747**	**SB52747**	**SB52747**	**SB52747**	**SB52651**	**SB52651**
PCBs														
Aroclor 1248	ug/kg	NE	NE	NE	< 93	< 380	< 480	< 88	< 58.8 U	**17400**	**21900**	**13300 J+**	**308**	< 28.1 U
Aroclor 1254	ug/kg	NE	NE	NE	< 93	< 380	< 480	< 88	< 58.8 U	< 488 U	< 494 U	< 227 U	< 20.6 U	< 28.1 U
Aroclor 1260	ug/kg	NE	NE	NE	< 93	< 380	< 480	< 88	< 58.8 U	**830**	**1010**	**568 J+**	< 20.6 U	< 28.1 U
Aroclor 1262	ug/kg	NE	NE	NE	< 93	< 380	< 480	< 88	< 58.8 U	< 488 U	< 494 U	< 227 U	< 20.6 U	< 28.1 U
Aroclor 1268	ug/kg	NE	NE	NE	< 93	< 380	< 480	< 88	< 58.8 U	< 488 U	< 494 U	< 227 U	< 20.6 U	< 28.1 U
Total PCB Aroclors	ug/kg	NE	NE	1000	< 93	< 380	< 480	< 88	< 58.8 U	**18230**	**22900**	**13868**	**308**	**103**
PCBs-SPLP														
Aroclor 1242	ug/l	NE	NE	NE	NS	NS	NS	NS	NS	NS	NS	NS	NS	NS
Aroclor 1248	ug/l	NE	NE	NE	NS	NS	NS	NS	NS	NS	NS	NS	NS	NS
Aroclor 1260	ug/l	NE	NE	NE	NS	NS	NS	NS	NS	NS	NS	NS	NS	NS
Total PCB Aroclors	ug/l	0.5	5	NE	NS	NS	NS	NS	NS	NS	NS	NS	NS	NS

Notes:
This is a summary table. Only detected analytes are shown.
<0.010 = Not detected above the laboratory reporting limit
Bold = Detected above reporting limit
Yellow highlighted cells exceed the 2013 GA PMC
Green highlighted cells exceed the 2013 GB PMC
Blue highlighted cells exceed the 2013 RES DEC
RES DEC = Residential Direct Exposure Criteria
GA PMC = Pollutant Mobility Criteria for GA classified groundwater areas
GB PMC = Pollutant Mobility Criteria for GB classified groundwater areas
NE = Criteria has not been established
NS = Not sampled for this constituent
ug/kg = micrograms per kilogram
ug/l = micrograms per liter
mg/kg = milligrams per kilogram
U = The analyte was not detected above the detection limit
J+ = Result may be biased high
J-= Result may be biased low
J = Result is considered estimated
UJ = The analyte was not detected at a level greater than or equal to the adjusted DL. However, the reported adjusted DL is approximate and may be inaccurate or imprecise.

Table 1
AOC 1 PCB Soil Analytical Data
EC Application

Location ID	Unit	2013 GA PMC	2013 GB PMC	2013 RES DEC	AE10-SB458	AE12-SB461	AE12-SB461	AE12-SB461	AE13-SB463	AE13-SB463	AE13-SB463	AE14-SB472	AE14-SB472	AE14-SB472
Depth Interval					4 - 5 ft	11.5 - 12 ft	2.5 - 3 ft	5.5 - 6 ft	11 - 12 ft	3 - 4 ft	4.5 - 5 ft	11.5 - 12 ft	3 - 3.5 ft	5 - 6 ft
Sample ID					AE10-SB458 (4-5)071112-1	E12-SB461 (11.5-12)071112	AE12-SB461 (2.5-3)071112-	E12-SB461 (5.5-6)071112-	E13-SB463 (11-12)071112-	AE13-SB463 (3-4)071112-1	E13-SB463 (4.5-5)071112-	E14-SB472 (11.5-12)071212	E14-SB472 (3-3.5)071212-	AE14-SB472 (5-6)-071212-1
Sample Date					7/11/2012	7/11/2012	7/11/2012	7/11/2012	7/11/2012	7/11/2012	7/11/2012	7/12/2012	7/12/2012	7/12/2012
SDG					SB52651	SB52651	SB52651	SB52651	SB52651	SB52651	SB52651	SB52747	SB52747	SB52747
PCBs														
Aroclor 1248	ug/kg	NE	NE	NE	**40300**	< 47.8 U	< 20.7 U	< 23200 U	< 21.6 U	< 21.3 U	< 24300 U	< 220 U	**1460**	**118000**
Aroclor 1254	ug/kg	NE	NE	NE	< 642 U	< 47.8 U	< 20.7 U	< 23200 U	< 21.6 U	< 21.3 U	< 24300 U	< 22.0 U	< 20.3 U	< 2310 U
Aroclor 1260	ug/kg	NE	NE	NE	**964**	< 47.8 U	< 20.7 U	< 23200 U	< 21.6 U	< 21.3 U	< 24300 U	< 22.0 U	< 20.3 U	< 2310 U
Aroclor 1262	ug/kg	NE	NE	NE	< 642 U	< 47.8 U	< 20.7 U	< 23200 U	< 21.6 U	< 21.3 U	< 24300 U	< 22.0 U	< 20.3 U	< 2310 U
Aroclor 1268	ug/kg	NE	NE	NE	< 642 U	< 47.8 U	< 20.7 U	< 23200 U	< 21.6 U	< 21.3 U	< 24300 U	< 22.0 U	< 20.3 U	< 2310 U
Total PCB Aroclors	ug/kg	NE	NE	1000	**41264**	**413**	**124**	**203000**	**317**	**1240**	**879000**	< 220 U	**1460**	**118000**
PCBs-SPLP														
Aroclor 1242	ug/l	NE	NE	NE	NS	NS	NS	NS	NS	NS	NS	NS	NS	NS
Aroclor 1248	ug/l	NE	NE	NE	NS	NS	NS	NS	NS	NS	NS	NS	NS	NS
Aroclor 1260	ug/l	NE	NE	NE	NS	NS	NS	NS	NS	NS	NS	NS	NS	NS
Total PCB Aroclors	ug/l	0.5	5	NE	NS	NS	NS	NS	NS	NS	NS	NS	NS	NS

Notes:
This is a summary table. Only detected analytes are shown.
<0.010 = Not detected above the laboratory reporting limit
Bold = Detected above reporting limit
Yellow highlighted cells exceed the 2013 GA PMC
Green highlighted cells exceed the 2013 GB PMC
Blue highlighted cells exceed the 2013 RES DEC
RES DEC = Residential Direct Exposure Criteria
GA PMC = Pollutant Mobility Criteria for GA classified groundwater areas
GB PMC = Pollutant Mobility Criteria for GB classified groundwater areas
NE = Criteria has not been established
NS = Not sampled for this constituent
ug/kg = micrograms per kilogram
ug/l = micrograms per liter
mg/kg = milligrams per kilogram
U = The analyte was not detected above the detection limit
J+ = Result may be biased high
J-= Result may be biased low
J = Result is considered estimated
UJ = The analyte was not detected at a level greater than or equal to the adjusted DL. However, the reported adjusted DL is approximate and may be inaccurate or imprecise.

Table 1
AOC 1 PCB Soil Analytical Data
EC Application

Greenwich High School
10 Hillside Road
Greenwich, CT

Location ID					**AE14-SS228**	**AE15-SB364**	**AE15-SB364**	**AE15-SS88**	**AE15-SS88**	**AE16-SB291**	**AE16-SB291**	**AE16-SB291**	**AE16-SS89**	**AE16-SS89**
Depth Interval					**0 - 0.25 ft**	**3.5 - 4 ft**	**6 - 6.5 ft**	**0 - 0.25 ft**	**0 - 0.5 ft**	**6 - 7 ft**	**9 - 10 ft**	**9 - 10 ft**	**0 - 0.25 ft**	**0 - 0.5 ft**
Sample ID	**Unit**	**2013 GA PMC**	**2013 GB PMC**	**2013 RES DEC**	**AE14-SS228 0-3**	**E15-SB364 (3.5-4)-041212-**	**E15-SB364 (6-6.5)-041212-**	**AE15 SS88 0-3**	**AE15-SS88-080411**	**AE16-SB291(6-7)-021412-1**	**AE16-SB291(9-10)-021412-**	**AE16-SB291(9-10)-021412-**	**AE16 SS89 0-3**	**AE16-SS89-080411**
Sample Date					**8/11/2011**	**4/12/2012**	**4/12/2012**	**8/11/2011**	**8/4/2011**	**2/14/2012**	**2/14/2012**	**2/14/2012**	**8/11/2011**	**8/4/2011**
SDG					**SB33374**	**SB47192**	**SB47192**	**SB33302**	**SB32875**	**SB43969**	**SB43969**	**SB43969**	**SB33302**	**SB32875**
PCBs														
Aroclor 1248	ug/kg	NE	NE	NE	**560**	< 22.2 U	< 21000 U	**2530**	**2340**	< 204 U	< 23600 U	< 25000 U	**235**	**83.0**
Aroclor 1254	ug/kg	NE	NE	NE	< 24.2 U	< 22.2 U	< 21000 U	< 24.5 U	< 20.6 U	< 204 U	< 23600 U	< 25000 U	< 23.6 U	< 20.7 U
Aroclor 1260	ug/kg	NE	NE	NE	**29.1**	< 22.2 U	< 21000 U	**66.8**	**93.9**	< 204 U	**25200**	**27800**	< 23.6 U	< 20.7 U
Aroclor 1262	ug/kg	NE	NE	NE	< 24.2 U	< 22.2 U	< 21000 U	< 24.5 U	< 20.6 U	< 204 U	< 23600 U	< 25000 U	< 23.6 U	< 20.7 U
Aroclor 1268	ug/kg	NE	NE	NE	< 24.2 U	< 22.2 U	< 21000 U	< 24.5 U	< 20.6 U	< 204 U	< 23600 U	< 25000 U	< 23.6 U	< 20.7 U
Total PCB Aroclors	ug/kg	NE	NE	1000	**589**	< 22.2 U	**384000**	**2600**	**2430**	< 204 U	**2180000**	**2300000**	**235**	**83.0**
PCBs-SPLP														
Aroclor 1242	ug/l	NE	NE	NE	NS	NS	NS	NS	NS	NS	NS	NS	NS	NS
Aroclor 1248	ug/l	NE	NE	NE	NS	NS	NS	NS	NS	NS	NS	NS	NS	NS
Aroclor 1260	ug/l	NE	NE	NE	NS	NS	NS	NS	NS	NS	NS	NS	NS	NS
Total PCB Aroclors	ug/l	0.5	5	NE	NS	NS	NS	NS	NS	NS	NS	NS	NS	NS

Notes:
This is a summary table. Only detected analytes are shown.
<0.010 = Not detected above the laboratory reporting limit
Bold = Detected above reporting limit
Yellow highlighted cells exceed the 2013 GA PMC
Green highlighted cells exceed the 2013 GB PMC
Blue highlighted cells exceed the 2013 RES DEC
RES DEC = Residential Direct Exposure Criteria
GA PMC = Pollutant Mobility Criteria for GA classified groundwater areas
GB PMC = Pollutant Mobility Criteria for GB classified groundwater areas
NE = Criteria has not been established
NS = Not sampled for this constituent
ug/kg = micrograms per kilogram
ug/l = micrograms per liter
mg/kg = milligrams per kilogram
U = The analyte was not detected above the detection limit
J+ = Result may be biased high
J-= Result may be biased low
J = Result is considered estimated
UJ = The analyte was not detected at a level greater than or equal to the adjusted DL. However, the reported adjusted DL is approximate and may be inaccurate or imprecise.

Table 1
AOC 1 PCB Soil Analytical Data
EC Application

Greenwich High School
10 Hillside Road
Greenwich, CT

Location ID					**AE17-SB79**	**AE17-SB79**	**AE17-SB79**	**AE19-SB263**	**AE19-SB263**	**AE19-SB263**	**AE19-SB263**	**AE8-SB275**	**AE8-SB275**	**AE8-SS87**
Depth Interval					**0 - 1 ft**	**1 - 2 ft**	**6 - 7 ft**	**12 - 13 ft**	**4 - 5 ft**	**6 - 7 ft**	**6 - 7 ft**	**3 - 5 ft**	**5 - 6 ft**	**0 - 0.25 ft**
Sample ID	**Unit**	**2013 GA PMC**	**2013 GB PMC**	**2013 RES DEC**	**AE17-SB79 0-1**	**AE17-SB79 1-2**	**AE17-SB79 6-7**	**E19-SB263 (12-13)-122811**	**AE19-SB263 (4-5)-122811-**	**AE19-SB263 (6-7)-122811-2**	**AE19-SB263 (6-7)-122811-1**	**AE8-SB275(3-5)-122911-1**	**AE8-SB275(5-6)-122911-1**	**AE8 SS87 0-3**
Sample Date					**8/10/2011**	**8/10/2011**	**8/10/2011**	**12/28/2011**	**12/28/2011**	**12/28/2011**	**12/28/2011**	**12/29/2011**	**12/29/2011**	**8/11/2011**
SDG					**SB33218**	**SB33218**	**SB33218**	**SB41712**	**SB41712**	**SB41712**	**SB41712**	**SB41766**	**SB41766**	**SB33302**
PCBs														
Aroclor 1248	ug/kg	NE	NE	NE	< 22.2 U	< 20.3 U	< 21.9 U	< 21.0 U	< 19.7 U	< 516 U	< 525 U	< 25.8 U	< 591 U	**1930**
Aroclor 1254	ug/kg	NE	NE	NE	< 22.2 U	< 20.3 U	< 21.9 U	< 21.0 U	< 19.7 U	< 516 U	< 525 U	< 25.8 U	< 591 U	< 23.5 U
Aroclor 1260	ug/kg	NE	NE	NE	< 22.2 U	< 20.3 U	< 21.9 U	< 21.0 U	< 19.7 U	< 516 U	< 525 U	< 25.8 U	< 591 U	**58.7**
Aroclor 1262	ug/kg	NE	NE	NE	< 22.2 U	< 20.3 U	< 21.9 U	< 21.0 U	< 19.7 U	< 516 U	< 525 U	< 25.8 U	< 591 U	< 23.5 U
Aroclor 1268	ug/kg	NE	NE	NE	< 22.2 U	< 20.3 U	< 21.9 U	< 21.0 U	< 19.7 U	< 516 U	< 525 U	< 25.8 U	< 591 U	< 23.5 U
Total PCB Aroclors	ug/kg	NE	NE	1000	< 22.2 U	< 20.3 U	< 21.9 U	< 21.0 U	< 19.7 U	< 516 U	< 525 U	< 25.8 U	< 591 U	**1990**
PCBs-SPLP														
Aroclor 1242	ug/l	NE	NE	NE	NS	NS	NS	NS	NS	NS	NS	NS	NS	NS
Aroclor 1248	ug/l	NE	NE	NE	NS	NS	NS	NS	NS	NS	NS	NS	NS	NS
Aroclor 1260	ug/l	NE	NE	NE	NS	NS	NS	NS	NS	NS	NS	NS	NS	NS
Total PCB Aroclors	ug/l	0.5	5	NE	NS	NS	NS	NS	NS	NS	NS	NS	NS	NS

Notes:
This is a summary table. Only detected analytes are shown.
<0.010 = Not detected above the laboratory reporting limit
Bold = Detected above reporting limit
Yellow highlighted cells exceed the 2013 GA PMC
Green highlighted cells exceed the 2013 GB PMC
Blue highlighted cells exceed the 2013 RES DEC
RES DEC = Residential Direct Exposure Criteria
GA PMC = Pollutant Mobility Criteria for GA classified groundwater areas
GB PMC = Pollutant Mobility Criteria for GB classified groundwater areas
NE = Criteria has not been established
NS = Not sampled for this constituent
ug/kg = micrograms per kilogram
ug/l = micrograms per liter
mg/kg = milligrams per kilogram
U = The analyte was not detected above the detection limit
J+ = Result may be biased high
J-= Result may be biased low
J = Result is considered estimated
UJ = The analyte was not detected at a level greater than or equal to the adjusted DL. However, the reported adjusted DL is approximate and may be inaccurate or imprecise.

Table 1
AOC 1 PCB Soil Analytical Data
EC Application

Location ID Depth Interval Sample ID Sample Date SDG	Unit	2013 GA PMC	2013 GB PMC	2013 RES DEC	AE8-SS87 0 - 0.5 ft AE8-SS87-080411 8/4/2011 SB32875	AF12 1 - 1.5 ft AF12 (1-1.5)-1 9/18/2020 20I1050	AF12 2 - 4 ft AF12 (2-4)-1 9/18/2020 20I1050	AF12 4 - 5 ft AF12 (4-5)-1 9/18/2020 20I1050	AF12 5 - 6 ft AF12 (5-6)-1 9/18/2020 20J0867	AF13-SB456 2 - 3 ft AF13-SB456 (2-3)071112-1 7/11/2012 SB52651	AF13-SB456 4 - 4.5 ft AF13-SB456 (4-4.5)071112- 7/11/2012 SB52651	AF14 1 - 1.5 ft AF14 (1-1.5)-1 9/18/2020 20I1050	AF14 2 - 4 ft AF14 (2-4)-1 9/18/2020 20I1050	AF14 4 - 5 ft AF14 (4-5)-1 9/18/2020 20I1050
PCBs														
Aroclor 1248	ug/kg	NE	NE	NE	**729**	**340**	< 850	< 470	**970000**	**468**	**362000**	**4300**	< 22000	< 47000
Aroclor 1254	ug/kg	NE	NE	NE	< 21.5 U	< 89	< 850	< 470	< 240000	< 20.8 U	< 23600 U	< 870	< 22000	< 47000
Aroclor 1260	ug/kg	NE	NE	NE	< 21.5 U	< 89	< 850	< 470	< 240000	< 20.8 U	< 23600 U	< 870	< 22000	< 47000
Aroclor 1262	ug/kg	NE	NE	NE	< 21.5 U	< 89	< 850	< 470	< 240000	< 20.8 U	< 23600 U	< 870	< 22000	< 47000
Aroclor 1268	ug/kg	NE	NE	NE	< 21.5 U	< 89	< 850	< 470	< 240000	< 20.8 U	< 23600 U	< 870	< 22000	< 47000
Total PCB Aroclors	ug/kg	NE	NE	1000	**729**	**340**	**3200**	**2600**	**970000**	**468**	**362000**	**4300**	**140000**	**500000**
PCBs-SPLP														
Aroclor 1242	ug/l	NE	NE	NE	NS	NS	NS	NS	NS	NS	NS	NS	NS	NS
Aroclor 1248	ug/l	NE	NE	NE	NS	NS	NS	NS	NS	NS	NS	NS	NS	NS
Aroclor 1260	ug/l	NE	NE	NE	NS	NS	NS	NS	NS	NS	NS	NS	NS	NS
Total PCB Aroclors	ug/l	0.5	5	NE	NS	NS	NS	NS	NS	NS	NS	NS	NS	NS

Notes:
This is a summary table. Only detected analytes are shown.
<0.010 = Not detected above the laboratory reporting limit
Bold = Detected above reporting limit
Yellow highlighted cells exceed the 2013 GA PMC
Green highlighted cells exceed the 2013 GB PMC
Blue highlighted cells exceed the 2013 RES DEC
RES DEC = Residential Direct Exposure Criteria
GA PMC = Pollutant Mobility Criteria for GA classified groundwater areas
GB PMC = Pollutant Mobility Criteria for GB classified groundwater areas
NE = Criteria has not been established
NS = Not sampled for this constituent
ug/kg = micrograms per kilogram
ug/l = micrograms per liter
mg/kg = milligrams per kilogram
U = The analyte was not detected above the detection limit
J+ = Result may be biased high
J-= Result may be biased low
J = Result is considered estimated
UJ = The analyte was not detected at a level greater than or equal to the adjusted DL. However, the reported adjusted DL is approximate and may be inaccurate or imprecise.

Table 1
AOC 1 PCB Soil Analytical Data
EC Application

Greenwich High School
10 Hillside Road
Greenwich, CT

Location ID					**AF14**	**AF14-A**	**AF14-B**	**AF14-C**	**AF14-D**	**AF14-E**	**AF14-SB454**	**AF14-SB454**	**AF15-SB259**	**AF15-SB259**
Depth Interval					**5 - 6 ft**	**0 - 2 ft**	**0 - 2 ft**	**0 - 2 ft**	**0 - 2 ft**	**0 - 2 ft**	**4 - 5 ft**	**5.5 - 6 ft**	**4 - 5 ft**	**6 - 7.5 ft**
Sample ID	**Unit**	**2013 GA PMC**	**2013 GB PMC**	**2013 RES DEC**	**AF14 (5-6)-1**	**AF14-A-041818**	**AF14-B-041818**	**AF14-C-041818**	**AF14-D-041818**	**AF14-E-041818**	**AF14-SB454 (4-5)71012-1**	**AF14-SB454 (5.5-6)71012-1**	**AF15-SB259 (4-5)-122711-1**	**F15-SB259 (6-7.5)-122711-**
Sample Date					**9/18/2020**	**4/18/2018**	**4/18/2018**	**4/18/2018**	**4/18/2018**	**4/18/2018**	**7/10/2012**	**7/10/2012**	**12/27/2011**	**12/27/2011**
SDG					**20I1050**	**18D0844**	**18D0844**	**18D0844**	**18D0844**	**18D0844**	**SB52651**	**SB52651**	**SB41712**	**SB41712**
PCBs														
Aroclor 1248	ug/kg	NE	NE	NE	**34000**	< 470	< 92	< 460	< 420	**260**	**694000**	**534000**	< 22.1 U	< 25.6 U
Aroclor 1254	ug/kg	NE	NE	NE	< 1900	< 470	< 92	< 460	< 420	< 82	< 30600 U	< 23000 U	< 22.1 U	< 25.6 U
Aroclor 1260	ug/kg	NE	NE	NE	< 1900	< 470	< 92	< 460	< 420	< 82	< 30600 U	< 23000 U	**54.1**	**5410**
Aroclor 1262	ug/kg	NE	NE	NE	< 1900	< 470	< 92	< 460	< 420	< 82	< 30600 U	< 23000 U	< 22.1 U	< 25.6 U
Aroclor 1268	ug/kg	NE	NE	NE	< 1900	< 470	< 92	< 460	< 420	< 82	< 30600 U	< 23000 U	< 22.1 U	< 25.6 U
Total PCB Aroclors	ug/kg	NE	NE	1000	**34000**	< 470	< 92	< 460	< 420	**260**	**694000**	**534000**	**5404.1**	**575410**
PCBs-SPLP														
Aroclor 1242	ug/l	NE	NE	NE	NS	NS	NS	NS	NS	NS	NS	NS	NS	**73.3**
Aroclor 1248	ug/l	NE	NE	NE	NS	NS	NS	NS	NS	NS	NS	NS	NS	< 0.211 U
Aroclor 1260	ug/l	NE	NE	NE	NS	NS	NS	NS	NS	NS	NS	NS	NS	**0.505 J**
Total PCB Aroclors	ug/l	0.5	5	NE	NS	NS	NS	NS	NS	NS	NS	NS	NS	**73.8**

Notes:
This is a summary table. Only detected analytes are shown.
<0.010 = Not detected above the laboratory reporting limit
Bold = Detected above reporting limit
Yellow highlighted cells exceed the 2013 GA PMC
Green highlighted cells exceed the 2013 GB PMC
Blue highlighted cells exceed the 2013 RES DEC
RES DEC = Residential Direct Exposure Criteria
GA PMC = Pollutant Mobility Criteria for GA classified groundwater areas
GB PMC = Pollutant Mobility Criteria for GB classified groundwater areas
NE = Criteria has not been established
NS = Not sampled for this constituent
ug/kg = micrograms per kilogram
ug/l = micrograms per liter
mg/kg = milligrams per kilogram
U = The analyte was not detected above the detection limit
J+ = Result may be biased high
J-= Result may be biased low
J = Result is considered estimated
UJ = The analyte was not detected at a level greater than or equal to the adjusted DL. However, the reported adjusted DL is approximate and may be inaccurate or imprecise.

Table 1
AOC 1 PCB Soil Analytical Data
EC Application

Greenwich High School
10 Hillside Road
Greenwich, CT

Location ID					**AF15-SB259**	**AF15-SS90**	**AF15-SS90**	**AF16-SB361**	**AF16-SB361**	**AF16-SB361**	**AF16-SS91**	**AF16-SS91**	**AF17-SB353**	**AF17-SB353**
Depth Interval					**9 - 10 ft**	**0 - 0.25 ft**	**0 - 0.5 ft**	**10.5 - 11 ft**	**13 - 13.5 ft**	**4.5 - 5 ft**	**0 - 0.25 ft**	**0 - 0.5 ft**	**1 - 1.5 ft**	**11.5 - 12 ft**
Sample ID	**Unit**	**2013 GA PMC**	**2013 GB PMC**	**2013 RES DEC**	**AF15-SB259 (9-10)-122711-**	**AF15 SS90 0-3**	**AF15-SS90-080411**	**16-SB361 (10.5-11)-041212**	**16-SB361 (13-13.5)-041212**	**F16-SB361 (4.5-5)-041212-**	**AF16 SS91 0-3**	**AF16-SS91-080411**	**AF17-SB353(1-1.5)-041012-**	**17-SB353(11.5-12)-041012**
Sample Date					**12/27/2011**	**8/11/2011**	**8/4/2011**	**4/12/2012**	**4/12/2012**	**4/12/2012**	**8/11/2011**	**8/4/2011**	**4/10/2012**	**4/10/2012**
SDG					**SB41712**	**SB33302**	**SB32875**	**SB47192**	**SB47192**	**SB47192**	**SB33302**	**SB32875**	**SB46973**	**SB46973**
PCBs														
Aroclor 1248	ug/kg	NE	NE	NE	< 20.3 U	**2480**	**20500**	< 4560 U	< 21.0 U	< 213 U	**4890**	**3590**	< 225 U	**289**
Aroclor 1254	ug/kg	NE	NE	NE	< 20.3 U	< 22.9 U	< 20.4 U	< 4560 U	< 42.1 U	< 213 U	< 22.9 U	< 21.4 U	< 225 U	< 38.0 U
Aroclor 1260	ug/kg	NE	NE	NE	< 20.3 U	**111**	**708**	< 4560 U	< 21.0 U	< 21.3 U	**171**	**126**	< 22.5 U	< 38.0 U
Aroclor 1262	ug/kg	NE	NE	NE	< 20.3 U	< 22.9 U	< 20.4 U	< 4560 U	< 21.0 U	< 21.3 U	< 22.9 U	< 21.4 U	< 22.5 U	< 38.0 U
Aroclor 1268	ug/kg	NE	NE	NE	< 20.3 U	< 22.9 U	< 20.4 U	< 4560 U	< 21.0 U	< 21.3 U	< 22.9 U	< 21.4 U	< 22.5 U	< 38.0 U
Total PCB Aroclors	ug/kg	NE	NE	1000	< 20.3 U	**2590**	**21208**	**197000**	**680**	< 213 U	**5061**	**3720**	< 225 U	**289**
PCBs-SPLP														
Aroclor 1242	ug/l	NE	NE	NE	NS	NS	NS	NS	NS	NS	NS	NS	NS	NS
Aroclor 1248	ug/l	NE	NE	NE	NS	NS	NS	NS	NS	NS	NS	NS	NS	NS
Aroclor 1260	ug/l	NE	NE	NE	NS	NS	NS	NS	NS	NS	NS	NS	NS	NS
Total PCB Aroclors	ug/l	0.5	5	NE	NS	NS	NS	NS	NS	NS	NS	NS	NS	NS

Notes:
This is a summary table. Only detected analytes are shown.
<0.010 = Not detected above the laboratory reporting limit
Bold = Detected above reporting limit
Yellow highlighted cells exceed the 2013 GA PMC
Green highlighted cells exceed the 2013 GB PMC
Blue highlighted cells exceed the 2013 RES DEC
RES DEC = Residential Direct Exposure Criteria
GA PMC = Pollutant Mobility Criteria for GA classified groundwater areas
GB PMC = Pollutant Mobility Criteria for GB classified groundwater areas
NE = Criteria has not been established
NS = Not sampled for this constituent
ug/kg = micrograms per kilogram
ug/l = micrograms per liter
mg/kg = milligrams per kilogram
U = The analyte was not detected above the detection limit
J+ = Result may be biased high
J-= Result may be biased low
J = Result is considered estimated
UJ = The analyte was not detected at a level greater than or equal to the adjusted DL. However, the reported adjusted DL is approximate and may be inaccurate or imprecise.

Table 1
AOC 1 PCB Soil Analytical Data
EC Application

Location ID	Unit	2013 GA PMC	2013 GB PMC	2013 RES DEC	AF17-SB353	AF17-SB353	AF20	AF20	AF20	AF21-SB202	AF21-SB202	AF21-SB202	AF21-SB202	AF22-SB215
Depth Interval					11.5 - 12 ft	5 - 7 ft	1 - 1.5 ft	2 - 4 ft	5 - 7 ft	0 - 0.5 ft	12 - 13 ft	6.5 - 7 ft	9 - 9.5 ft	0 - 0.5 ft
Sample ID					F17-SB353(11.5-12)-041012	AF17-SB353(5-7)-041012-1	AF20 (1-1.5)-1	AF20 (2-4)-1	AF20 (5-7)-1	AF21-SB202(0-0.5)-1	AF21-SB202(12-13)-1	AF21-SB202(6.5-7.0)-1	AF21-SB202(9-9.5)-1	AF-22-SB215(0-0.5)
Sample Date					4/10/2012	4/10/2012	9/18/2020	9/18/2020	9/18/2020	10/2/2011	10/2/2011	10/2/2011	10/2/2011	10/9/2011
SDG					SB46973	SB46973	20I1050	20I1050	20I1050	SB36674	SB36674	SB36674	SB36674	SB37166
PCBs														
Aroclor 1248	ug/kg	NE	NE	NE	**885**	**64.2**	**190**	< 88	< 220000	< 10.8 U	< 86.5 UJ	**4030 J**	< 28.9 U	< 20.2 U
Aroclor 1254	ug/kg	NE	NE	NE	< 25.3 U	< 22.9 U	< 88	< 88	< 220000	< 10.8 U	< 86.5 UJ	< 22.8 U	< 28.9 U	< 20.2 U
Aroclor 1260	ug/kg	NE	NE	NE	< 25.3 U	< 22.9 U	< 88	< 88	< 220000	< 10.8 U	< 86.5 UJ	**155 J**	< 28.9 U	< 20.2 U
Aroclor 1262	ug/kg	NE	NE	NE	< 25.3 U	< 22.9 U	< 88	< 88	< 220000	< 10.8 U	< 86.5 UJ	< 22.8 U	< 28.9 U	< 20.2 U
Aroclor 1268	ug/kg	NE	NE	NE	< 25.3 U	< 22.9 U	< 88	< 88	< 220000	< 10.8 U	< 86.5 UJ	< 22.8 U	< 28.9 U	< 20.2 U
Total PCB Aroclors	ug/kg	NE	NE	1000	**885**	**64.2**	**190**	< 88	**1200000**	< 10.8 U	< 86.5 U	**4190**	< 28.9 U	< 20.2 U
PCBs-SPLP														
Aroclor 1242	ug/l	NE	NE	NE	NS	NS	NS	NS	**31**	NS	NS	NS	NS	NS
Aroclor 1248	ug/l	NE	NE	NE	NS	NS	NS	NS	NS	NS	NS	NS	NS	NS
Aroclor 1260	ug/l	NE	NE	NE	NS	NS	NS	NS	NS	NS	NS	NS	NS	NS
Total PCB Aroclors	ug/l	0.5	5	NE	NS	NS	NS	NS	**31**	NS	NS	NS	NS	NS

Notes:
This is a summary table. Only detected analytes are shown.
<0.010 = Not detected above the laboratory reporting limit
Bold = Detected above reporting limit
Yellow highlighted cells exceed the 2013 GA PMC
Green highlighted cells exceed the 2013 GB PMC
Blue highlighted cells exceed the 2013 RES DEC
RES DEC = Residential Direct Exposure Criteria
GA PMC = Pollutant Mobility Criteria for GA classified groundwater areas
GB PMC = Pollutant Mobility Criteria for GB classified groundwater areas
NE = Criteria has not been established
NS = Not sampled for this constituent
ug/kg = micrograms per kilogram
ug/l = micrograms per liter
mg/kg = milligrams per kilogram
U = The analyte was not detected above the detection limit
J+ = Result may be biased high
J-= Result may be biased low
J = Result is considered estimated
UJ = The analyte was not detected at a level greater than or equal to the adjusted DL. However, the reported adjusted DL is approximate and may be inaccurate or imprecise.

Table 1
AOC 1 PCB Soil Analytical Data
EC Application

Location ID Depth Interval Sample ID Sample Date SDG	Unit	2013 GA PMC	2013 GB PMC	2013 RES DEC	AF22-SB215 1 - 3 ft AF-22-SB215(1-3) DUP 10/9/2011 SB37166	AF22-SB215 1 - 3 ft AF-22-SB215(1-3) 10/9/2011 SB37166	AF22-SB215 5 - 6 ft AF-22-SB215(5-6) 10/9/2011 SB37166	AF22-SB215 8 - 9 ft AF-22-SB215(8-9) 10/9/2011 SB37166	AF23-SB203 0 - 1 ft AF23-SB203(0-1)-1 10/2/2011 SB36674	AF23-SB203 11.5 - 12 ft AF23-SB203(11.5-12)-1 10/2/2011 SB36674	AF23-SB203 8 - 9 ft AF23-SB203(8-9)-1 10/2/2011 SB36674	AF24-SB217 0 - 0.5 ft AF-24-SB217(0-0.5) 10/9/2011 SB37166	AF24-SB217 4 - 5 ft AF-24-SB217(4-5) 10/9/2011 SB37166	AF24-SB217 5 - 6 ft AF-24-SB217(5-6) 10/9/2011 SB37166
PCBs														
Aroclor 1248	ug/kg	NE	NE	NE	**492**	**570**	< 22.6 U	< 28.8 U	< 22.9 U	< 20.6 U	< 21.6 U	< 20.8 U	< 20.3 U	< 20.1 U
Aroclor 1254	ug/kg	NE	NE	NE	< 21.7 U	< 21.6 U	< 22.6 U	< 28.8 U	< 22.9 U	< 20.6 U	< 21.6 U	< 20.8 U	< 20.3 U	< 20.1 U
Aroclor 1260	ug/kg	NE	NE	NE	< 21.7 U	< 21.6 U	< 22.6 U	< 28.8 U	< 22.9 U	< 20.6 U	< 21.6 U	< 20.8 U	< 20.3 U	**65.4**
Aroclor 1262	ug/kg	NE	NE	NE	< 21.7 U	< 21.6 U	< 22.6 U	< 28.8 U	< 22.9 U	< 20.6 U	< 21.6 U	< 20.8 U	< 20.3 U	< 20.1 U
Aroclor 1268	ug/kg	NE	NE	NE	< 21.7 U	< 21.6 U	< 22.6 U	< 28.8 U	< 22.9 U	< 20.6 U	< 21.6 U	< 20.8 U	< 20.3 U	< 20.1 U
Total PCB Aroclors	ug/kg	NE	NE	1000	**492**	**570**	< 22.6 U	< 28.8 U	< 22.9 U	< 20.6 U	< 21.6 U	< 20.8 U	< 20.3 U	**65.4**
PCBs-SPLP														
Aroclor 1242	ug/l	NE	NE	NE	NS	NS	NS	NS	NS	NS	NS	NS	NS	NS
Aroclor 1248	ug/l	NE	NE	NE	NS	NS	NS	NS	NS	NS	NS	NS	NS	NS
Aroclor 1260	ug/l	NE	NE	NE	NS	NS	NS	NS	NS	NS	NS	NS	NS	NS
Total PCB Aroclors	ug/l	0.5	5	NE	NS	NS	NS	NS	NS	NS	NS	NS	NS	NS

Notes:
This is a summary table. Only detected analytes are shown.
<0.010 = Not detected above the laboratory reporting limit
Bold = Detected above reporting limit
Yellow highlighted cells exceed the 2013 GA PMC
Green highlighted cells exceed the 2013 GB PMC
Blue highlighted cells exceed the 2013 RES DEC
RES DEC = Residential Direct Exposure Criteria
GA PMC = Pollutant Mobility Criteria for GA classified groundwater areas
GB PMC = Pollutant Mobility Criteria for GB classified groundwater areas
NE = Criteria has not been established
NS = Not sampled for this constituent
ug/kg = micrograms per kilogram
ug/l = micrograms per liter
mg/kg = milligrams per kilogram
U = The analyte was not detected above the detection limit
J+ = Result may be biased high
J-= Result may be biased low
J = Result is considered estimated
UJ = The analyte was not detected at a level greater than or equal to the adjusted DL. However, the reported adjusted DL is approximate and may be inaccurate or imprecise.

Table 1
AOC 1 PCB Soil Analytical Data
EC Application

Greenwich High School
10 Hillside Road
Greenwich, CT

Location ID					**AF24-SB217**	**AG10-SB442**	**AG10-SB442**	**AG11**	**AG11**	**AG11**	**AG11**	**AG12-E**	**AG12-SB453**	**AG12-SB453**
Depth Interval					**8 - 9 ft**	**1.5 - 2 ft**	**9 - 10 ft**	**1 - 1.5 ft**	**2 - 4 ft**	**4 - 5 ft**	**5 - 6 ft**	**0 - 2 ft**	**1 - 2 ft**	**11 - 12 ft**
Sample ID	**Unit**	**2013 GA PMC**	**2013 GB PMC**	**2013 RES DEC**	**AF-24-SB217(8-9)**	**G10-SB442 (1.5-2)-070912-**	**G10-SB442 (9-10)-070912-**	**AG11 (1-1.5)-1**	**AG11 (2-4)-1**	**AG11 (4-5)-1**	**AG11 (5-6)-1**	**AG12-E-071118-1**	**AG12-SB453 (1-2)71012-1**	**AG12-SB453 (11-12)71012-**
Sample Date					**10/9/2011**	**7/9/2012**	**7/9/2012**	**9/18/2020**	**9/18/2020**	**9/18/2020**	**9/18/2020**	**7/11/2018**	**7/10/2012**	**7/10/2012**
SDG					**SB37166**	**SB52446**	**SB52446**	**20I1051**	**20I1051**	**20I1051**	**20J0701**	**18G0509**	**SB52651**	**SB52651**
PCBs														
Aroclor 1248	ug/kg	NE	NE	NE	< 21.8 U	**10900**	< 24.5 U	< 93	< 4500	< 97000	< 50000	< 89 U	**436**	**593**
Aroclor 1254	ug/kg	NE	NE	NE	< 21.8 U	< 207 U	< 24.5 U	< 93	< 4500	< 97000	< 50000	< 89 U	< 23.4 U	< 27.0 U
Aroclor 1260	ug/kg	NE	NE	NE	< 21.8 U	**259**	< 24.5 U	< 93	< 4500	< 97000	< 50000	< 89 U	< 23.4 U	< 27.0 U
Aroclor 1262	ug/kg	NE	NE	NE	< 21.8 U	< 207 U	< 24.5 U	< 93	< 4500	< 97000	< 50000	< 89 U	< 23.4 U	< 27.0 U
Aroclor 1268	ug/kg	NE	NE	NE	< 21.8 U	< 207 U	< 24.5 U	< 93	< 4500	< 97000	< 50000	< 89 U	< 23.4 U	< 27.0 U
Total PCB Aroclors	ug/kg	NE	NE	1000	< 21.8 U	**11200**	< 24.5 U	**550**	**42000**	**2400000**	**520000**	< 89	**436**	**593**
PCBs-SPLP														
Aroclor 1242	ug/l	NE	NE	NE	NS	NS	NS	NS	NS	NS	NS	NS	NS	NS
Aroclor 1248	ug/l	NE	NE	NE	NS	NS	NS	NS	NS	NS	NS	NS	NS	NS
Aroclor 1260	ug/l	NE	NE	NE	NS	NS	NS	NS	NS	NS	NS	NS	NS	NS
Total PCB Aroclors	ug/l	0.5	5	NE	NS	NS	NS	NS	NS	NS	NS	NS	NS	NS

Notes:
This is a summary table. Only detected analytes are shown.
<0.010 = Not detected above the laboratory reporting limit
Bold = Detected above reporting limit
Yellow highlighted cells exceed the 2013 GA PMC
Green highlighted cells exceed the 2013 GB PMC
Blue highlighted cells exceed the 2013 RES DEC
RES DEC = Residential Direct Exposure Criteria
GA PMC = Pollutant Mobility Criteria for GA classified groundwater areas
GB PMC = Pollutant Mobility Criteria for GB classified groundwater areas
NE = Criteria has not been established
NS = Not sampled for this constituent
ug/kg = micrograms per kilogram
ug/l = micrograms per liter
mg/kg = milligrams per kilogram
U = The analyte was not detected above the detection limit
J+ = Result may be biased high
J-= Result may be biased low
J = Result is considered estimated
UJ = The analyte was not detected at a level greater than or equal to the adjusted DL. However, the reported adjusted DL is approximate and may be inaccurate or imprecise.

Table 1
AOC 1 PCB Soil Analytical Data
EC Application

Greenwich High School
10 Hillside Road
Greenwich, CT

Location ID					**AG12-SB453**	**AG13-SB455**	**AG13-SB455**	**AG13-SB455**	**AG14-SB451**	**AG14-SB451**	**AG14-SB451**	**AG14-SS229**	**AG15-SB360**	**AG15-SB360**
Depth Interval					**4 - 5 ft**	**11.5 - 12 ft**	**4.5 - 5 ft**	**7 - 8 ft**	**12 - 13 ft**	**3.5 - 4 ft**	**6 - 7 ft**	**0 - 0.25 ft**	**11.5 - 12.5 ft**	**3 - 3.5 ft**
Sample ID	**Unit**	**2013 GA PMC**	**2013 GB PMC**	**2013 RES DEC**	**AG12-SB453 (4-5)71012-1**	**G13-SB455 (11.5-12)71012**	**AG13-SB455 (4.5-5)71012-1**	**AG13-SB455 (7-8)71012-1**	**G14-SB451(12-13)-071012-**	**G14-SB451(3.5-4)-071012-**	**AG14-SB451(6-7)-071012-1**	**AG14-SS229 0-3**	**15-SB360 (11.5-12.5)-0411**	**G15-SB360 (3-3.5)-041112-**
Sample Date					**7/10/2012**	**7/10/2012**	**7/10/2012**	**7/10/2012**	**7/10/2012**	**7/10/2012**	**7/10/2012**	**8/11/2011**	**4/11/2012**	**4/11/2012**
SDG					**SB52651**	**SB52651**	**SB52651**	**SB52651**	**SB52560**	**SB52560**	**SB52560**	**SB33374**	**SB47192**	**SB47192**
PCBs														
Aroclor 1248	ug/kg	NE	NE	NE	**808000**	**660**	**1140000 J**	**1250**	**207**	**1410000**	**189**	**8930**	**484 J**	**1150**
Aroclor 1254	ug/kg	NE	NE	NE	< 22700 U	< 48.7 U	< 24600 U	< 21.0 U	< 39.0 U	< 27700 U	< 21.1 U	< 22.1 U	< 28.8 U	< 22.4 U
Aroclor 1260	ug/kg	NE	NE	NE	< 22700 U	< 48.7 U	< 24600 U	**21.0**	< 39.0 U	< 27700 U	< 21.1 U	**6920**	< 28.8 U	**49.1**
Aroclor 1262	ug/kg	NE	NE	NE	< 22700 U	< 48.7 U	< 24600 U	< 21.0 U	< 39.0 U	< 27700 U	< 21.1 U	< 22.1 U	< 28.8 U	< 22.4 U
Aroclor 1268	ug/kg	NE	NE	NE	< 22700 U	< 48.7 U	< 24600 U	< 21.0 U	< 39.0 U	< 27700 U	< 21.1 U	< 22.1 U	< 28.8 U	< 22.4 U
Total PCB Aroclors	ug/kg	NE	NE	1000	**808000**	**660**	**1140000**	**1270**	**207**	**1410000**	**189**	**15850**	**484**	**1200**
PCBs-SPLP														
Aroclor 1242	ug/l	NE	NE	NE	NS	NS	NS	NS	NS	NS	NS	NS	NS	NS
Aroclor 1248	ug/l	NE	NE	NE	NS	NS	NS	NS	NS	NS	NS	NS	NS	NS
Aroclor 1260	ug/l	NE	NE	NE	NS	NS	NS	NS	NS	NS	NS	NS	NS	NS
Total PCB Aroclors	ug/l	0.5	5	NE	NS	NS	NS	NS	NS	NS	NS	NS	NS	NS

Notes:
This is a summary table. Only detected analytes are shown.
<0.010 = Not detected above the laboratory reporting limit
Bold = Detected above reporting limit
Yellow highlighted cells exceed the 2013 GA PMC
Green highlighted cells exceed the 2013 GB PMC
Blue highlighted cells exceed the 2013 RES DEC
RES DEC = Residential Direct Exposure Criteria
GA PMC = Pollutant Mobility Criteria for GA classified groundwater areas
GB PMC = Pollutant Mobility Criteria for GB classified groundwater areas
NE = Criteria has not been established
NS = Not sampled for this constituent
ug/kg = micrograms per kilogram
ug/l = micrograms per liter
mg/kg = milligrams per kilogram
U = The analyte was not detected above the detection limit
J+ = Result may be biased high
J-= Result may be biased low
J = Result is considered estimated
UJ = The analyte was not detected at a level greater than or equal to the adjusted DL. However, the reported adjusted DL is approximate and may be inaccurate or imprecise.

Table 1
AOC 1 PCB Soil Analytical Data
EC Application

Greenwich High School
10 Hillside Road
Greenwich, CT

Location ID					**AG15-SB360**	**AG16-SB358**	**AG16-SB358**	**AG16-SB358**	**AG16-SS180**	**AG16-SS181**	**AG16-SS93**	**AG16-SS93**	**AG17-SB255**	**AG17-SB255**
Depth Interval					**7 - 8 ft**	**12 - 13 ft**	**4 - 4.5 ft**	**6 - 7 ft**	**0 - 0.25 ft**	**0 - 0.25 ft**	**0 - 0.5 ft**	**0 - 0.5 ft**	**10 - 11 ft**	**4 - 5 ft**
Sample ID	**Unit**	**2013 GA PMC**	**2013 GB PMC**	**2013 RES DEC**	**AG15-SB360 (7-8)-041112-**	**G16-SB358 (12-13)-041012**	**G16-SB358 (4-4.5)-041012**	**AG16-SB358 (6-7)-041012-**	**AG16-SS180 0-3**	**AG16 SS181 0-3**	**AG16-SS93-080411**	**AG16-SS93-080511**	**G17-SB255 (10-11)-122711**	**AG17-SB255 (4-5)-122711-**
Sample Date					**4/11/2012**	**4/10/2012**	**4/10/2012**	**4/10/2012**	**8/11/2011**	**8/11/2011**	**8/4/2011**	**8/5/2011**	**12/27/2011**	**12/27/2011**
SDG					**SB47192**	**SB47192**	**SB47192**	**SB47192**	**SB33374**	**SB33302**	**SB32875**	**SB32945**	**SB41712**	**SB41712**
PCBs														
Aroclor 1248	ug/kg	NE	NE	NE	**403000**	< 317 U	**1920**	< 25600 U	**28300**	**6480**	**6040**	**7370**	**596**	**11000**
Aroclor 1254	ug/kg	NE	NE	NE	< 4650 U	< 317 U	< 21.4 U	< 25600 U	< 23.7 U	< 23.0 U	< 210 U	< 20.3 U	< 22.6 U	< 22.4 U
Aroclor 1260	ug/kg	NE	NE	NE	< 4650 U	< 31.7 U	**33.7**	< 25600 U	**457**	**244**	< 210 U	**156**	< 22.6 U	**189**
Aroclor 1262	ug/kg	NE	NE	NE	< 4650 U	< 31.7 U	< 21.4 U	< 25600 U	< 23.7 U	< 23.0 U	< 210 U	< 20.3 U	< 22.6 U	< 22.4 U
Aroclor 1268	ug/kg	NE	NE	NE	< 4650 U	< 31.7 U	< 21.4 U	< 25600 U	< 23.7 U	< 23.0 U	< 210 U	< 20.3 U	< 22.6 U	< 22.4 U
Total PCB Aroclors	ug/kg	NE	NE	1000	**403000**	< 317 U	**1950**	**1150000**	**28837.9**	**6724**	**6040**	**7526**	**596**	**11189**
PCBs-SPLP														
Aroclor 1242	ug/l	NE	NE	NE	NS	NS	NS	NS	NS	NS	NS	NS	NS	NS
Aroclor 1248	ug/l	NE	NE	NE	NS	NS	NS	NS	NS	NS	NS	NS	NS	NS
Aroclor 1260	ug/l	NE	NE	NE	NS	NS	NS	NS	NS	NS	NS	NS	NS	NS
Total PCB Aroclors	ug/l	0.5	5	NE	NS	NS	NS	NS	NS	NS	NS	NS	NS	NS

Notes:
This is a summary table. Only detected analytes are shown.
<0.010 = Not detected above the laboratory reporting limit
Bold = Detected above reporting limit
Yellow highlighted cells exceed the 2013 GA PMC
Green highlighted cells exceed the 2013 GB PMC
Blue highlighted cells exceed the 2013 RES DEC
RES DEC = Residential Direct Exposure Criteria
GA PMC = Pollutant Mobility Criteria for GA classified groundwater areas
GB PMC = Pollutant Mobility Criteria for GB classified groundwater areas
NE = Criteria has not been established
NS = Not sampled for this constituent
ug/kg = micrograms per kilogram
ug/l = micrograms per liter
mg/kg = milligrams per kilogram
U = The analyte was not detected above the detection limit
J+ = Result may be biased high
J-= Result may be biased low
J = Result is considered estimated
UJ = The analyte was not detected at a level greater than or equal to the adjusted DL. However, the reported adjusted DL is approximate and may be inaccurate or imprecise.

Table 1
AOC 1 PCB Soil Analytical Data
EC Application

Greenwich High School
10 Hillside Road
Greenwich, CT

Location ID	Unit	2013 GA PMC	2013 GB PMC	2013 RES DEC	AG17-SB255	AG18-SB302	AG18-SB302	AG18-SB302	AG21-SB214	AG21-SB214	AG21-SB214	AG21-SB214	AG22-SB213	AG22-SB213
Depth Interval					5 - 7 ft	6 - 7 ft	8 - 10 ft	8 - 10 ft	0 - 0.5 ft	13 - 14 ft	4.5 - 5.5 ft	8 - 8.5 ft	0 - 0.5 ft	10 - 15 ft
Sample ID					AG17-SB255 (5-7)-122711-	AG18-SB302(6-7)-021612-	AG18-SB302(8-10)-021612-	AG18-SB302(8-10)-021612-	AG-21-SB214(0-0.5)	AG-21-SB214(13-14)	AG-21-SB214(4.5-5.5)	AG-21-SB214(8.0-8.5)	AG-22-SB213(0-0.5)	AG-22-SB213(10-15)
Sample Date					12/27/2011	2/16/2012	2/16/2012	2/16/2012	10/9/2011	10/9/2011	10/9/2011	10/9/2011	10/9/2011	10/9/2011
SDG					SB41712	SB44035	SB44035	SB44035	SB37166	SB37166	SB37166	SB37166	SB37166	SB37166
PCBs														
Aroclor 1248	ug/kg	NE	NE	NE	**929**	**337000**	< 20.7 UJ	**140 J**	< 21.6 U	< 66.8 UJ	< 21.7 U	< 19.7 U	< 20.4 U	< 27.0 U
Aroclor 1254	ug/kg	NE	NE	NE	< 24.7 U	< 2820 U	< 20.7 U	< 20.6 U	< 21.6 U	< 66.8 UJ	< 21.7 U	< 19.7 U	< 20.4 U	< 27.0 U
Aroclor 1260	ug/kg	NE	NE	NE	< 24.7 U	< 2820 U	< 20.7 U	< 20.6 U	< 21.6 U	< 66.8 UJ	**37.9**	< 19.7 U	< 20.4 U	< 27.0 U
Aroclor 1262	ug/kg	NE	NE	NE	< 24.7 U	< 2820 U	< 20.7 U	< 20.6 U	< 21.6 U	< 66.8 UJ	< 21.7 U	< 19.7 U	< 20.4 U	< 27.0 U
Aroclor 1268	ug/kg	NE	NE	NE	< 24.7 U	< 2820 U	< 20.7 U	< 20.6 U	< 21.6 U	< 66.8 UJ	< 21.7 U	< 19.7 U	< 20.4 U	< 27.0 U
Total PCB Aroclors	ug/kg	NE	NE	1000	**929**	**337000**	< 20.7 U	**140**	< 21.6 U	< 66.8 U	**37.9**	< 19.7 U	< 20.4 U	< 27.0 U
PCBs-SPLP														
Aroclor 1242	ug/l	NE	NE	NE	NS	NS	NS	NS	NS	NS	NS	NS	NS	NS
Aroclor 1248	ug/l	NE	NE	NE	NS	NS	NS	NS	NS	NS	NS	NS	NS	NS
Aroclor 1260	ug/l	NE	NE	NE	NS	NS	NS	NS	NS	NS	NS	NS	NS	NS
Total PCB Aroclors	ug/l	0.5	5	NE	NS	NS	NS	NS	NS	NS	NS	NS	NS	NS

Notes:
This is a summary table. Only detected analytes are shown.
<0.010 = Not detected above the laboratory reporting limit
Bold = Detected above reporting limit
Yellow highlighted cells exceed the 2013 GA PMC
Green highlighted cells exceed the 2013 GB PMC
Blue highlighted cells exceed the 2013 RES DEC
RES DEC = Residential Direct Exposure Criteria
GA PMC = Pollutant Mobility Criteria for GA classified groundwater areas
GB PMC = Pollutant Mobility Criteria for GB classified groundwater areas
NE = Criteria has not been established
NS = Not sampled for this constituent
ug/kg = micrograms per kilogram
ug/l = micrograms per liter
mg/kg = milligrams per kilogram
U = The analyte was not detected above the detection limit
J+ = Result may be biased high
J-= Result may be biased low
J = Result is considered estimated
UJ = The analyte was not detected at a level greater than or equal to the adjusted DL. However, the reported adjusted DL is approximate and may be inaccurate or imprecise.

Table 1
AOC 1 PCB Soil Analytical Data
EC Application

Location ID					AG22-SB213	AG22-SB213	AG23-SB216	AG23-SB216	AG23-SB216	AG23-SB216	AG8	AG8	AG9-SS92	AG9-SS92
Depth Interval					2 - 2.5 ft	6 - 7 ft	0 - 0.5 ft	14 - 15 ft	3 - 4 ft	9 - 10 ft	1 - 2 ft	1 - 2 ft	0 - 0.25 ft	0 - 0.5 ft
Sample ID	Unit	2013 GA PMC	2013 GB PMC	2013 RES DEC	AG-22-SB213(2-2.5)	AG-22-SB213(6-7)	AG-23-SB216(0-0.5)	AG-23-SB216(14-15)	AG-23-SB216(3-4)	AG-23-SB216(9-10)	AG8(1-2)-1	AG8(1-2)-2	AG9 SS92 0-3	AG9-SS92-080411
Sample Date					10/9/2011	10/9/2011	10/9/2011	10/9/2011	10/9/2011	10/9/2011	9/17/2020	9/17/2020	8/11/2011	8/4/2011
SDG					SB37166	SB37166	SB37166	SB37166	SB37166	SB37166	20I0953	20I0953	SB33302	SB32875
PCBs														
Aroclor 1248	ug/kg	NE	NE	NE	< 21.2 U	< 28.0 U	< 20.4 U	< 21.8 U	< 24.5 U	< 21.2 U	**1600**	**1700**	**218**	**979**
Aroclor 1254	ug/kg	NE	NE	NE	< 21.2 U	< 28.0 U	< 20.4 U	< 21.8 U	< 24.5 U	< 21.2 U	< 410	< 83	< 23.3 U	< 23.2 U
Aroclor 1260	ug/kg	NE	NE	NE	< 21.2 U	< 28.0 U	**112**	< 21.8 U	**37.7**	**71.2**	< 410	**150**	< 23.3 U	**39.5**
Aroclor 1262	ug/kg	NE	NE	NE	< 21.2 U	< 28.0 U	< 20.4 U	< 21.8 U	< 24.5 U	< 21.2 U	< 410	< 83	< 23.3 U	< 23.2 U
Aroclor 1268	ug/kg	NE	NE	NE	< 21.2 U	< 28.0 U	< 20.4 U	< 21.8 U	< 24.5 U	< 21.2 U	< 410	< 83	< 23.3 U	< 23.2 U
Total PCB Aroclors	ug/kg	NE	NE	1000	< 21.2 U	< 28.0 U	**112**	< 21.8 U	**37.7**	**71.2**	**1600**	**1850**	**218**	**1020**
PCBs-SPLP														
Aroclor 1242	ug/l	NE	NE	NE	NS	NS	NS	NS	NS	NS	NS	NS	NS	NS
Aroclor 1248	ug/l	NE	NE	NE	NS	NS	NS	NS	NS	NS	NS	NS	NS	NS
Aroclor 1260	ug/l	NE	NE	NE	NS	NS	NS	NS	NS	NS	NS	NS	NS	NS
Total PCB Aroclors	ug/l	0.5	5	NE	NS	NS	NS	NS	NS	NS	NS	NS	NS	NS

Notes:
This is a summary table. Only detected analytes are shown.
<0.010 = Not detected above the laboratory reporting limit
Bold = Detected above reporting limit
Yellow highlighted cells exceed the 2013 GA PMC
Green highlighted cells exceed the 2013 GB PMC
Blue highlighted cells exceed the 2013 RES DEC
RES DEC = Residential Direct Exposure Criteria
GA PMC = Pollutant Mobility Criteria for GA classified groundwater areas
GB PMC = Pollutant Mobility Criteria for GB classified groundwater areas
NE = Criteria has not been established
NS = Not sampled for this constituent
ug/kg = micrograms per kilogram
ug/l = micrograms per liter
mg/kg = milligrams per kilogram
U = The analyte was not detected above the detection limit
J+ = Result may be biased high
J-= Result may be biased low
J = Result is considered estimated
UJ = The analyte was not detected at a level greater than or equal to the adjusted DL. However, the reported adjusted DL is approximate and may be inaccurate or imprecise.

Table 1
AOC 1 PCB Soil Analytical Data
EC Application

Greenwich High School
10 Hillside Road
Greenwich, CT

Location ID					**AH10-E**	**AH12**	**AH12**	**AH12**	**AH12**	**AH13-SB448**	**AH13-SB448**	**AH13-SB448**	**AH13-SB448**	**AH14-SB447**
Depth Interval					**0 - 2 ft**	**1 - 1.5 ft**	**2 - 4 ft**	**4 - 5 ft**	**5 - 6 ft**	**1 - 2 ft**	**11.5 - 12 ft**	**3.5 - 5 ft**	**3.5 - 5 ft**	**1 - 2 ft**
Sample ID	**Unit**	**2013 GA PMC**	**2013 GB PMC**	**2013 RES DEC**	**AH10-E-071118-1**	**AH12 (1-1.5)-1**	**AH12 (2-4)-1**	**AH12 (4-5)-1**	**AH12 (5-6)-1**	**AH13-SB448(1-2)-071012-1**	**H13-SB448(11.5-12)-071012**	**H13-SB448(3.5-5)-071012-**	**H13-SB448(3.5-5)-071012-**	**AH14-SB447(1-2)-071012-1**
Sample Date					**7/11/2018**	**9/18/2020**	**9/18/2020**	**9/18/2020**	**9/18/2020**	**7/10/2012**	**7/10/2012**	**7/10/2012**	**7/10/2012**	**7/10/2012**
SDG					**18G0509**	**20I1051**	**20I1051**	**20I1051**	**20J0867**	**SB52560**	**SB52560**	**SB52560**	**SB52560**	**SB52560**
PCBs														
Aroclor 1248	ug/kg	NE	NE	NE	< 88 U	**3900**	**690**	< 78	**59000**	< 196 U	**2590000**	< 23.7 U	< 24.1 U	< 21.6 U
Aroclor 1254	ug/kg	NE	NE	NE	< 88 U	< 860	< 89	< 78	< 9100	< 196 U	< 44700 U	< 23.7 U	< 24.1 U	< 21.6 U
Aroclor 1260	ug/kg	NE	NE	NE	< 88 U	< 860	< 89	< 78	< 9100	**1080**	< 44700 U	< 23.7 U	< 24.1 U	< 21.6 U
Aroclor 1262	ug/kg	NE	NE	NE	< 88 U	< 860	< 89	< 78	< 9100	< 196 U	< 44700 U	< 23.7 U	< 24.1 U	< 21.6 U
Aroclor 1268	ug/kg	NE	NE	NE	< 88 U	< 860	< 89	< 78	< 9100	< 196 U	< 44700 U	< 23.7 U	< 24.1 U	< 21.6 U
Total PCB Aroclors	ug/kg	NE	NE	1000	**120**	**3900**	**690**	< 78	**59000**	**30100**	**2590000**	**179**	**464**	**260**
PCBs-SPLP														
Aroclor 1242	ug/l	NE	NE	NE	NS	NS	NS	NS	NS	NS	NS	NS	NS	NS
Aroclor 1248	ug/l	NE	NE	NE	NS	NS	NS	NS	NS	NS	NS	NS	NS	NS
Aroclor 1260	ug/l	NE	NE	NE	NS	NS	NS	NS	NS	NS	NS	NS	NS	NS
Total PCB Aroclors	ug/l	0.5	5	NE	NS	NS	NS	NS	NS	NS	NS	NS	NS	NS

Notes:
This is a summary table. Only detected analytes are shown.
<0.010 = Not detected above the laboratory reporting limit
Bold = Detected above reporting limit
Yellow highlighted cells exceed the 2013 GA PMC
Green highlighted cells exceed the 2013 GB PMC
Blue highlighted cells exceed the 2013 RES DEC
RES DEC = Residential Direct Exposure Criteria
GA PMC = Pollutant Mobility Criteria for GA classified groundwater areas
GB PMC = Pollutant Mobility Criteria for GB classified groundwater areas
NE = Criteria has not been established
NS = Not sampled for this constituent
ug/kg = micrograms per kilogram
ug/l = micrograms per liter
mg/kg = milligrams per kilogram
U = The analyte was not detected above the detection limit
J+ = Result may be biased high
J-= Result may be biased low
J = Result is considered estimated
UJ = The analyte was not detected at a level greater than or equal to the adjusted DL. However, the reported adjusted DL is approximate and may be inaccurate or imprecise.

Table 1
AOC 1 PCB Soil Analytical Data
EC Application

Location ID	Unit	2013 GA PMC	2013 GB PMC	2013 RES DEC	AH14-SB447	AH14-SB447	AH15-SB357	AH15-SB357	AH16-SB258	AH16-SB258	AH16-SB258	AH16-SS178	AH16-SS179	AH16-SS94
Depth Interval					11.5 - 12 ft	4.5 - 5.5 ft	4.5 - 5 ft	5 - 7 ft	12 - 13 ft	4.5 - 5 ft	6 - 7.5 ft	0 - 0.25 ft	0 - 0.25 ft	0 - 0.25 ft
Sample ID					H14-SB447(11.5-12)-071012	H14-SB447(4.5-5.5)-071012	AH15-SB357(4.5-5)-041012-	AH15-SB357(5-7)-041012-1	H16-SB258 (12-13)-122711	H16-SB258 (4.5-5)-122711-	H16-SB258 (6-7.5)-122711-	AH16-SS178 0-3	AH16 SS179 0-3	AH16 SS94 0-3
Sample Date					7/10/2012	7/10/2012	4/10/2012	4/10/2012	12/27/2011	12/27/2011	12/27/2011	8/11/2011	8/11/2011	8/11/2011
SDG					SB52560	SB52560	SB46973	SB46973	SB41712	SB41712	SB41712	SB33374	SB33302	SB33302
PCBs														
Aroclor 1248	ug/kg	NE	NE	NE	< 39900 U	**279**	**131000**	**1710000**	< 27.3 U	< 23.6 U	< 25.8 U	**117000**	**1640**	**18700**
Aroclor 1254	ug/kg	NE	NE	NE	< 39900 U	**161**	< 2160 U	< 24800 U	< 27.3 U	< 23.6 U	< 25.8 U	< 21.4 U	< 23.3 U	< 22.6 U
Aroclor 1260	ug/kg	NE	NE	NE	< 39900 U	< 24.1 U	< 2160 U	< 24800 U	**295**	**333**	**5360**	**1550**	**93.6**	**810 J**
Aroclor 1262	ug/kg	NE	NE	NE	< 39900 U	< 24.1 U	< 2160 U	< 24800 U	< 27.3 U	< 23.6 U	< 25.8 U	< 21.4 U	< 23.3 U	< 22.6 U
Aroclor 1268	ug/kg	NE	NE	NE	< 39900 U	< 24.1 U	< 2160 U	< 24800 U	< 27.3 U	< 23.6 U	< 25.8 U	< 21.4 U	< 23.3 U	< 22.6 U
Total PCB Aroclors	ug/kg	NE	NE	1000	**1200000**	**440**	**131000**	**1710000**	**47195**	**32133**	**1025360**	**118550**	**1730**	**19510**
PCBs-SPLP														
Aroclor 1242	ug/l	NE	NE	NE	NS	NS	NS	NS	NS	NS	NS	NS	NS	NS
Aroclor 1248	ug/l	NE	NE	NE	NS	NS	NS	NS	NS	NS	NS	NS	NS	NS
Aroclor 1260	ug/l	NE	NE	NE	NS	NS	NS	NS	NS	NS	NS	NS	NS	NS
Total PCB Aroclors	ug/l	0.5	5	NE	NS	NS	NS	NS	NS	NS	NS	NS	NS	NS

Notes:
This is a summary table. Only detected analytes are shown.
<0.010 = Not detected above the laboratory reporting limit
Bold = Detected above reporting limit
Yellow highlighted cells exceed the 2013 GA PMC
Green highlighted cells exceed the 2013 GB PMC
Blue highlighted cells exceed the 2013 RES DEC
RES DEC = Residential Direct Exposure Criteria
GA PMC = Pollutant Mobility Criteria for GA classified groundwater areas
GB PMC = Pollutant Mobility Criteria for GB classified groundwater areas
NE = Criteria has not been established
NS = Not sampled for this constituent
ug/kg = micrograms per kilogram
ug/l = micrograms per liter
mg/kg = milligrams per kilogram
U = The analyte was not detected above the detection limit
J+ = Result may be biased high
J-= Result may be biased low
J = Result is considered estimated
UJ = The analyte was not detected at a level greater than or equal to the adjusted DL. However, the reported adjusted DL is approximate and may be inaccurate or imprecise.

Table 1
AOC 1 PCB Soil Analytical Data
EC Application

Greenwich High School
10 Hillside Road
Greenwich, CT

Location ID					**AH16-SS94**	**AH17-SB352**	**AH17-SB352**	**AH17-SB352**	**AH18-SB301**	**AH18-SB301**	**AH19-SB201**	**AH19-SB201**	**AH19-SB201**	**AH19-SB201**
Depth Interval					**0 - 0.5 ft**	**1.5 - 2 ft**	**12 - 13 ft**	**7 - 8 ft**	**4 - 5 ft**	**8 - 10 ft**	**0 - 0.5 ft**	**0 - 0.5 ft**	**11 - 11.5 ft**	**14.5 - 15 ft**
Sample ID	**Unit**	**2013 GA PMC**	**2013 GB PMC**	**2013 RES DEC**	**AH16-SS94-080411**	**AH17-SB352(1.5-2)-040912-**	**H17-SB352(12-13)-040912-**	**AH17-SB352(7-8)-040912-1**	**AH18-SB301(4-5)-021612-1**	**AH18-SB301(8-10)-021612-**	**AH19-SB201(0-0.5)-2**	**AH19-SB201(0-0.5)-1**	**AH19-SB201(11-11.5)-1**	**AH19-SB201(14.5-15)-1**
Sample Date					**8/4/2011**	**4/9/2012**	**4/9/2012**	**4/9/2012**	**2/16/2012**	**2/16/2012**	**10/2/2011**	**10/2/2011**	**10/2/2011**	**10/2/2011**
SDG					**SB32875**	**SB46973**	**SB46973**	**SB46973**	**SB44035**	**SB44035**	**SB36674**	**SB36674**	**SB36674**	**SB36674**
PCBs														
Aroclor 1248	ug/kg	NE	NE	NE	**53000**	**591**	**1430**	**314**	**1090**	< 25.7 U	< 10.2 U	< 10.6 U	**1240**	< 70.5 UJ
Aroclor 1254	ug/kg	NE	NE	NE	< 410 U	< 22.8 U	< 22.0 U	< 21.9 U	< 213 U	< 25.7 U	< 10.2 U	< 10.6 U	< 23.8 U	< 70.5 UJ
Aroclor 1260	ug/kg	NE	NE	NE	< 410 U	< 22.8 U	**22.0**	< 21.9 U	< 213 U	< 25.7 U	< 10.2 U	< 10.6 U	**48.7**	< 70.5 UJ
Aroclor 1262	ug/kg	NE	NE	NE	< 410 U	< 22.8 U	< 22.0 U	< 21.9 U	< 213 U	< 25.7 U	< 10.2 U	< 10.6 U	< 23.8 U	< 70.5 UJ
Aroclor 1268	ug/kg	NE	NE	NE	< 410 U	< 22.8 U	< 22.0 U	< 21.9 U	< 213 U	< 25.7 U	< 10.2 U	< 10.6 U	< 23.8 U	< 70.5 UJ
Total PCB Aroclors	ug/kg	NE	NE	1000	**53000**	**591**	**1450**	**314**	**1090**	< 25.7 U	< 10.2 U	< 10.6 U	**1290**	< 70.5 U
PCBs-SPLP														
Aroclor 1242	ug/l	NE	NE	NE	NS	NS	NS	NS	NS	NS	NS	NS	NS	NS
Aroclor 1248	ug/l	NE	NE	NE	NS	NS	NS	NS	NS	NS	NS	NS	NS	NS
Aroclor 1260	ug/l	NE	NE	NE	NS	NS	NS	NS	NS	NS	NS	NS	NS	NS
Total PCB Aroclors	ug/l	0.5	5	NE	NS	NS	NS	NS	NS	NS	NS	NS	NS	NS

Notes:
This is a summary table. Only detected analytes are shown.
<0.010 = Not detected above the laboratory reporting limit
Bold = Detected above reporting limit
Yellow highlighted cells exceed the 2013 GA PMC
Green highlighted cells exceed the 2013 GB PMC
Blue highlighted cells exceed the 2013 RES DEC
RES DEC = Residential Direct Exposure Criteria
GA PMC = Pollutant Mobility Criteria for GA classified groundwater areas
GB PMC = Pollutant Mobility Criteria for GB classified groundwater areas
NE = Criteria has not been established
NS = Not sampled for this constituent
ug/kg = micrograms per kilogram
ug/l = micrograms per liter
mg/kg = milligrams per kilogram
U = The analyte was not detected above the detection limit
J+ = Result may be biased high
J-= Result may be biased low
J = Result is considered estimated
UJ = The analyte was not detected at a level greater than or equal to the adjusted DL. However, the reported adjusted DL is approximate and may be inaccurate or imprecise.

Table 1
AOC 1 PCB Soil Analytical Data
EC Application

Greenwich High School
10 Hillside Road
Greenwich, CT

Location ID					**AH19-SB201**	**AH20**	**AH20**	**AH20**	**AH20-SB300**	**AH20-SB300**	**AH21A-SB218**	**AH21A-SB218**	**AH21A-SB218**	**AH21B-SB219**
Depth Interval					**6 - 6.5 ft**	**0.5 - 1 ft**	**2 - 4 ft**	**5 - 7 ft**	**4 - 5 ft**	**6 - 7 ft**	**1 - 2 ft**	**4 - 5 ft**	**5.5 - 6.5 ft**	**2 - 3 ft**
Sample ID	**Unit**	**2013 GA PMC**	**2013 GB PMC**	**2013 RES DEC**	**AH19-SB201(6-6.5)-1**	**AH20 (0.5-1)-1**	**AH20 (2-4)-1**	**AH20 (5-7)-1**	**AH20-SB300(4-5)-021612-1**	**AH20-SB300(6-7)-021612-1**	**AH21A-SB218(1-2)-1**	**AH21A-SB218(4-5)-1**	**AH21A-SB218(5.5-6.5)-1**	**AH21B-SB219(2-3)-1**
Sample Date					**10/2/2011**	**9/18/2020**	**9/18/2020**	**9/18/2020**	**2/16/2012**	**2/16/2012**	**11/13/2011**	**11/13/2011**	**11/13/2011**	**11/13/2011**
SDG					**SB36674**	**20I1050**	**20I1050**	**20I1050**	**SB44035**	**SB44035**	**SB39231**	**SB39231**	**SB39231**	**SB39231**
PCBs														
Aroclor 1248	ug/kg	NE	NE	NE	**3870 J**	**180**	**170**	< 2200	**1840**	**6240**	< 14.7 U	**389**	**4030**	< 29.4 U
Aroclor 1254	ug/kg	NE	NE	NE	< 25.7 U	**130**	**100**	< 2200	< 215 U	< 212 U	< 14.7 U	< 14.1 U	< 15.3 U	< 29.4 U
Aroclor 1260	ug/kg	NE	NE	NE	**335 J**	< 87	< 83	< 2200	< 215 U	**397**	**15.5**	**21.1**	**49.7**	< 29.4 U
Aroclor 1262	ug/kg	NE	NE	NE	< 25.7 U	< 87	< 83	< 2200	< 215 U	< 212 U	< 14.7 U	< 14.1 U	< 15.3 U	< 29.4 U
Aroclor 1268	ug/kg	NE	NE	NE	< 25.7 U	< 87	< 83	< 2200	< 215 U	< 212 U	< 14.7 U	< 14.1 U	< 15.3 U	< 29.4 U
Total PCB Aroclors	ug/kg	NE	NE	1000	**4210**	**310**	**270**	**26000**	**1840**	**6640**	**15.5**	**410**	**4079.7**	< 29.4 U
PCBs-SPLP														
Aroclor 1242	ug/l	NE	NE	NE	NS	NS	NS	NS	NS	NS	NS	NS	NS	NS
Aroclor 1248	ug/l	NE	NE	NE	NS	NS	NS	NS	NS	NS	NS	NS	NS	NS
Aroclor 1260	ug/l	NE	NE	NE	NS	NS	NS	NS	NS	NS	NS	NS	NS	NS
Total PCB Aroclors	ug/l	0.5	5	NE	NS	NS	NS	NS	NS	NS	NS	NS	NS	NS

Notes:
This is a summary table. Only detected analytes are shown.
<0.010 = Not detected above the laboratory reporting limit
Bold = Detected above reporting limit
Yellow highlighted cells exceed the 2013 GA PMC
Green highlighted cells exceed the 2013 GB PMC
Blue highlighted cells exceed the 2013 RES DEC
RES DEC = Residential Direct Exposure Criteria
GA PMC = Pollutant Mobility Criteria for GA classified groundwater areas
GB PMC = Pollutant Mobility Criteria for GB classified groundwater areas
NE = Criteria has not been established
NS = Not sampled for this constituent
ug/kg = micrograms per kilogram
ug/l = micrograms per liter
mg/kg = milligrams per kilogram
U = The analyte was not detected above the detection limit
J+ = Result may be biased high
J-= Result may be biased low
J = Result is considered estimated
UJ = The analyte was not detected at a level greater than or equal to the adjusted DL. However, the reported adjusted DL is approximate and may be inaccurate or imprecise.

Table 1
AOC 1 PCB Soil Analytical Data
EC Application

Greenwich High School
10 Hillside Road
Greenwich, CT

Location ID					**AH21B-SB219**	**AH21B-SB219**	**AH21B-SB219**	**AH21C-SB220**	**AH21C-SB220**	**AH21C-SB220**	**AH21D-SB221**	**AH21E-SB222**	**AH21E-SB222**	**AH21E-SB222**
Depth Interval					**4 - 5 ft**	**6 - 7 ft**	**6 - 7 ft**	**2 - 3 ft**	**4 - 5 ft**	**5 - 6 ft**	**5 - 6 ft**	**2 - 3 ft**	**4 - 5 ft**	**5 - 6 ft**
Sample ID	**Unit**	**2013 GA PMC**	**2013 GB PMC**	**2013 RES DEC**	**AH21B-SB219(4-5)-1**	**AH21B-SB219(6-7)-2**	**AH21B-SB219(6-7)-1**	**AH21C-SB220(2-3)-1**	**AH21C-SB220(4-5)-1**	**AH21C-SB220(5-6)-1**	**AH21D-SB221(5-6)-1**	**AH21E-SB222(2-3)-1**	**AH21E-SB222(4-5)-1**	**AH21E-SB222(5-6)-1**
Sample Date					**11/13/2011**	**11/13/2011**	**11/13/2011**	**11/13/2011**	**11/13/2011**	**11/13/2011**	**11/13/2011**	**11/13/2011**	**11/13/2011**	**11/13/2011**
SDG					**SB39231**	**SB39231**	**SB39231**	**SB39231**	**SB39231**	**SB39231**	**SB39231**	**SB39231**	**SB39231**	**SB39231**
PCBs														
Aroclor 1248	ug/kg	NE	NE	NE	**231**	**77600**	**85800**	**227**	**1310**	**2240**	**166**	**779**	**1900**	< 22.3 U
Aroclor 1254	ug/kg	NE	NE	NE	< 14.8 U	< 846 U	< 175 U	< 14.5 U	< 14.8 U	< 15.4 U	< 14.2 U	< 21.8 U	< 20.9 U	< 22.3 U
Aroclor 1260	ug/kg	NE	NE	NE	**48.0**	**846**	**1360**	< 14.5 U	**505**	**97.1**	< 14.2 U	**70.8**	**52.2**	< 22.3 U
Aroclor 1262	ug/kg	NE	NE	NE	< 14.8 U	< 846 U	< 175 U	< 14.5 U	< 14.8 U	< 15.4 U	< 14.2 U	< 21.8 U	< 20.9 U	< 22.3 U
Aroclor 1268	ug/kg	NE	NE	NE	< 14.8 U	< 846 U	< 175 U	< 14.5 U	< 14.8 U	< 15.4 U	< 14.2 U	< 21.8 U	< 20.9 U	< 22.3 U
Total PCB Aroclors	ug/kg	NE	NE	1000	**279**	**78400**	**87160**	**227**	**1820**	**2340**	**166**	**850**	**1950**	< 22.3 U
PCBs-SPLP														
Aroclor 1242	ug/l	NE	NE	NE	NS	NS	NS	NS	NS	NS	NS	NS	NS	NS
Aroclor 1248	ug/l	NE	NE	NE	NS	NS	NS	NS	NS	NS	NS	NS	NS	NS
Aroclor 1260	ug/l	NE	NE	NE	NS	NS	NS	NS	NS	NS	NS	NS	NS	NS
Total PCB Aroclors	ug/l	0.5	5	NE	NS	NS	NS	NS	NS	NS	NS	NS	NS	NS

Notes:
This is a summary table. Only detected analytes are shown.
<0.010 = Not detected above the laboratory reporting limit
Bold = Detected above reporting limit
Yellow highlighted cells exceed the 2013 GA PMC
Green highlighted cells exceed the 2013 GB PMC
Blue highlighted cells exceed the 2013 RES DEC
RES DEC = Residential Direct Exposure Criteria
GA PMC = Pollutant Mobility Criteria for GA classified groundwater areas
GB PMC = Pollutant Mobility Criteria for GB classified groundwater areas
NE = Criteria has not been established
NS = Not sampled for this constituent
ug/kg = micrograms per kilogram
ug/l = micrograms per liter
mg/kg = milligrams per kilogram
U = The analyte was not detected above the detection limit
J+ = Result may be biased high
J-= Result may be biased low
J = Result is considered estimated
UJ = The analyte was not detected at a level greater than or equal to the adjusted DL. However, the reported adjusted DL is approximate and may be inaccurate or imprecise.

Table 1
AOC 1 PCB Soil Analytical Data
EC Application

Greenwich High School
10 Hillside Road
Greenwich, CT

Location ID					**AH21F-SB223**	**AH21F-SB223**	**AH21F-SB223**	**AH21G-SB224**	**AH21G-SB224**	**AH21G-SB224**	**AH21H-SB225**	**AH21H-SB225**	**AH21H-SB225**	**AH21H-SB225**
Depth Interval					**3 - 4 ft**	**4 - 5 ft**	**5 - 6 ft**	**2 - 3 ft**	**4 - 5 ft**	**6 - 7 ft**	**3 - 4 ft**	**4 - 5 ft**	**5 - 6 ft**	**5 - 6 ft**
Sample ID	**Unit**	**2013 GA PMC**	**2013 GB PMC**	**2013 RES DEC**	**AH21F-SB223(3-4)-1**	**AH21F-SB223(4-5)-1**	**AH21F-SB223(5-6)-1**	**AH21G-SB224(2-3)-1**	**AH21G-SB224(4-5)-1**	**AH21G-SB224(6-7)-1**	**AH21H-SB225(3-4)-1**	**AH21H-SB225(4-5)-1**	**AH21H-SB225(5-6)-2**	**AH21H-SB225(5-6)-1**
Sample Date					**11/13/2011**	**11/13/2011**	**11/13/2011**	**11/13/2011**	**11/13/2011**	**11/13/2011**	**11/13/2011**	**11/13/2011**	**11/13/2011**	**11/13/2011**
SDG					**SB39231**	**SB39231**	**SB39231**	**SB39231**	**SB39231**	**SB39231**	**SB39231**	**SB39231**	**SB39231**	**SB39231**
PCBs														
Aroclor 1248	ug/kg	NE	NE	NE	< 44.1 U	< 20.1 U	< 21.6 U	**722**	**11200 J+**	< 21.2 U	< 20.8 U	**333**	**20300 J**	**7500 J**
Aroclor 1254	ug/kg	NE	NE	NE	< 44.1 U	< 20.1 U	< 21.6 U	< 22.5 U	< 21.5 U	< 21.2 U	< 20.8 U	< 21.0 U	< 25.3 U	< 24.0 U
Aroclor 1260	ug/kg	NE	NE	NE	< 44.1 U	< 20.1 U	< 21.6 U	**29.2**	**531 J+**	< 21.2 U	< 20.8 U	< 21.0 U	**430 J**	**149 J**
Aroclor 1262	ug/kg	NE	NE	NE	< 44.1 U	< 20.1 U	< 21.6 U	< 22.5 U	< 21.5 U	< 21.2 U	< 20.8 U	< 21.0 U	< 25.3 U	< 24.0 U
Aroclor 1268	ug/kg	NE	NE	NE	< 44.1 U	< 20.1 U	< 21.6 U	< 22.5 U	< 21.5 U	< 21.2 U	< 20.8 U	< 21.0 U	< 25.3 U	< 24.0 U
Total PCB Aroclors	ug/kg	NE	NE	1000	< 44.1 U	< 20.1 U	< 21.6 U	**751**	**11731**	< 21.2 U	< 20.8 U	**333**	**20591**	**7649**
PCBs-SPLP														
Aroclor 1242	ug/l	NE	NE	NE	NS	NS	NS	NS	NS	NS	NS	NS	NS	NS
Aroclor 1248	ug/l	NE	NE	NE	NS	NS	NS	NS	NS	NS	NS	NS	NS	NS
Aroclor 1260	ug/l	NE	NE	NE	NS	NS	NS	NS	NS	NS	NS	NS	NS	NS
Total PCB Aroclors	ug/l	0.5	5	NE	NS	NS	NS	NS	NS	NS	NS	NS	NS	NS

Notes:
This is a summary table. Only detected analytes are shown.
<0.010 = Not detected above the laboratory reporting limit
Bold = Detected above reporting limit
Yellow highlighted cells exceed the 2013 GA PMC
Green highlighted cells exceed the 2013 GB PMC
Blue highlighted cells exceed the 2013 RES DEC
RES DEC = Residential Direct Exposure Criteria
GA PMC = Pollutant Mobility Criteria for GA classified groundwater areas
GB PMC = Pollutant Mobility Criteria for GB classified groundwater areas
NE = Criteria has not been established
NS = Not sampled for this constituent
ug/kg = micrograms per kilogram
ug/l = micrograms per liter
mg/kg = milligrams per kilogram
U = The analyte was not detected above the detection limit
J+ = Result may be biased high
J-= Result may be biased low
J = Result is considered estimated
UJ = The analyte was not detected at a level greater than or equal to the adjusted DL. However, the reported adjusted DL is approximate and may be inaccurate or imprecise.

Table 1
AOC 1 PCB Soil Analytical Data
EC Application

Greenwich High School
10 Hillside Road
Greenwich, CT

Location ID					**AH21-SB206**	**AH21-SB206**	**AH21-SB206**	**AH21-SB206**	**AH21-SB206**	**AH21-SB206**	**AH22-SB212**	**AH22-SB212**	**AH22-SB212**	**AH22-SB212**
Depth Interval					**0 - 0.5 ft**	**0 - 0.5 ft**	**11 - 12 ft**	**4 - 5 ft**	**8 - 9 ft**	**8 - 9 ft**	**0 - 0.5 ft**	**14 - 15 ft**	**4 - 5 ft**	**5.5 - 6 ft**
Sample ID	**Unit**	**2013 GA PMC**	**2013 GB PMC**	**2013 RES DEC**	**AH21-SB206(0-0.5)-1**	**AH21-SB206(0-0.5)-2**	**AH21-SB206(11-12)-1**	**AH21-SB206(4-5)-1**	**AH21-SB206(8-9)-2**	**AH21-SB206(8-9)-1**	**AH-22-SB212(0-0.5)**	**AH-22-SB212(14-15)**	**AH-22-SB212(4-5)**	**AH-22-SB212(5.5-6)**
Sample Date					**10/2/2011**	**10/2/2011**	**10/2/2011**	**10/2/2011**	**10/2/2011**	**10/2/2011**	**10/9/2011**	**10/9/2011**	**10/9/2011**	**10/9/2011**
SDG					**SB36674**	**SB36674**	**SB36674**	**SB36674**	**SB36674**	**SB36674**	**SB37166**	**SB37166**	**SB37166**	**SB37166**
PCBs														
Aroclor 1248	ug/kg	NE	NE	NE	< 10.9 U	< 10.9 U	< 35.9 U	**18400**	< 20.7 U	< 21.7 U	< 20.9 U	< 21.5 U	< 20.9 U	< 27.7 U
Aroclor 1254	ug/kg	NE	NE	NE	< 10.9 U	< 10.9 U	< 35.9 U	< 236 U	< 20.7 U	< 21.7 U	< 20.9 U	< 21.5 U	< 20.9 U	< 27.7 U
Aroclor 1260	ug/kg	NE	NE	NE	< 10.9 U	< 10.9 U	< 35.9 U	**354**	< 20.7 U	< 21.7 U	< 20.9 U	< 21.5 U	**74.2**	**452**
Aroclor 1262	ug/kg	NE	NE	NE	< 10.9 U	< 10.9 U	< 35.9 U	< 236 U	< 20.7 U	< 21.7 U	< 20.9 U	< 21.5 U	< 20.9 U	< 27.7 U
Aroclor 1268	ug/kg	NE	NE	NE	< 10.9 U	< 10.9 U	< 35.9 U	< 236 U	< 20.7 U	< 21.7 U	< 20.9 U	< 21.5 U	< 20.9 U	< 27.7 U
Total PCB Aroclors	ug/kg	NE	NE	1000	< 10.9 U	< 10.9 U	< 35.9 U	**18800**	< 20.7 U	< 21.7 U	< 20.9 U	< 21.5 U	**74.2**	**452**
PCBs-SPLP														
Aroclor 1242	ug/l	NE	NE	NE	NS	NS	NS	< 0.2 UJ	NS	NS	NS	NS	NS	NS
Aroclor 1248	ug/l	NE	NE	NE	NS	NS	NS	**0.29 J**	NS	NS	NS	NS	NS	NS
Aroclor 1260	ug/l	NE	NE	NE	NS	NS	NS	< 0.2 UJ	NS	NS	NS	NS	NS	NS
Total PCB Aroclors	ug/l	0.5	5	NE	NS	NS	NS	**0.29**	NS	NS	NS	NS	NS	NS

Notes:
This is a summary table. Only detected analytes are shown.
<0.010 = Not detected above the laboratory reporting limit
Bold = Detected above reporting limit
Yellow highlighted cells exceed the 2013 GA PMC
Green highlighted cells exceed the 2013 GB PMC
Blue highlighted cells exceed the 2013 RES DEC
RES DEC = Residential Direct Exposure Criteria
GA PMC = Pollutant Mobility Criteria for GA classified groundwater areas
GB PMC = Pollutant Mobility Criteria for GB classified groundwater areas
NE = Criteria has not been established
NS = Not sampled for this constituent
ug/kg = micrograms per kilogram
ug/l = micrograms per liter
mg/kg = milligrams per kilogram
U = The analyte was not detected above the detection limit
J+ = Result may be biased high
J-= Result may be biased low
J = Result is considered estimated
UJ = The analyte was not detected at a level greater than or equal to the adjusted DL. However, the reported adjusted DL is approximate and may be inaccurate or imprecise.

Table 1
AOC 1 PCB Soil Analytical Data
EC Application

Greenwich High School
10 Hillside Road
Greenwich, CT

Location ID					**AH23A-SB493**	**AH23A-SB493**	**AH23-SB204**	**AH23-SB204**	**AH23-SB204**	**AH23-SB204**	**AH9-SS177**	**AI10-SB450**	**AI10-SB450**	**AI10-SB450**
Depth Interval					**2 - 3 ft**	**7 - 8 ft**	**0 - 0.5 ft**	**15.5 - 16 ft**	**2 - 3 ft**	**7 - 8 ft**	**0 - 0.25 ft**	**11.5 - 12 ft**	**3 - 3.5 ft**	**4 - 5 ft**
Sample ID	**Unit**	**2013 GA PMC**	**2013 GB PMC**	**2013 RES DEC**	**H23A-SB493 (2-3)-071312-**	**H23A-SB493 (7-8)-071312-**	**AH23-SB204(0-0.5)-1**	**AH23-SB204(15.5-16)-1**	**AH23-SB204(2-3)-1**	**AH23-SB204(7-8)-1**	**AH9 SS177 0-3**	**10-SB450(11.5-12)-071012**	**AI10-SB450(3-3.5)-071012-**	**AI10-SB450(4-5)-071012-1**
Sample Date					**7/13/2012**	**7/13/2012**	**10/2/2011**	**10/2/2011**	**10/2/2011**	**10/2/2011**	**8/11/2011**	**7/10/2012**	**7/10/2012**	**7/10/2012**
SDG					**SB52798**	**SB52798**	**SB36674**	**SB36674**	**SB36674**	**SB36674**	**SB33302**	**SB52560**	**SB52560**	**SB52560**
PCBs														
Aroclor 1248	ug/kg	NE	NE	NE	< 20.8 U	< 21.2 U	< 21.3 U	< 22.6 U	< 22.3 U	< 21.7 U	**2040**	< 35.1 U	**2010**	< 22.8 U
Aroclor 1254	ug/kg	NE	NE	NE	< 20.8 U	< 21.2 U	< 21.3 U	< 22.6 U	< 22.3 U	< 21.7 U	< 24.2 U	< 35.1 U	**2280**	< 22.8 U
Aroclor 1260	ug/kg	NE	NE	NE	< 20.8 U	< 21.2 U	< 21.3 U	< 22.6 U	< 22.3 U	< 21.7 U	< 24.2 U	< 35.1 U	**89.5**	< 22.8 U
Aroclor 1262	ug/kg	NE	NE	NE	< 20.8 U	< 21.2 U	< 21.3 U	< 22.6 U	< 22.3 U	< 21.7 U	< 24.2 U	< 35.1 U	< 21.8 U	< 22.8 U
Aroclor 1268	ug/kg	NE	NE	NE	< 20.8 U	< 21.2 U	< 21.3 U	< 22.6 U	< 22.3 U	< 21.7 U	< 24.2 U	< 35.1 U	< 21.8 U	< 22.8 U
Total PCB Aroclors	ug/kg	NE	NE	1000	< 20.8 U	< 21.2 U	< 21.3 U	< 22.6 U	< 22.3 U	< 21.7 U	**2040**	< 35.1 U	**4380**	< 22.8 U
PCBs-SPLP														
Aroclor 1242	ug/l	NE	NE	NE	NS	NS	NS	NS	NS	NS	NS	NS	NS	NS
Aroclor 1248	ug/l	NE	NE	NE	NS	NS	NS	NS	NS	NS	NS	NS	NS	NS
Aroclor 1260	ug/l	NE	NE	NE	NS	NS	NS	NS	NS	NS	NS	NS	NS	NS
Total PCB Aroclors	ug/l	0.5	5	NE	NS	NS	NS	NS	NS	NS	NS	NS	NS	NS

Notes:
This is a summary table. Only detected analytes are shown.
<0.010 = Not detected above the laboratory reporting limit
Bold = Detected above reporting limit
Yellow highlighted cells exceed the 2013 GA PMC
Green highlighted cells exceed the 2013 GB PMC
Blue highlighted cells exceed the 2013 RES DEC
RES DEC = Residential Direct Exposure Criteria
GA PMC = Pollutant Mobility Criteria for GA classified groundwater areas
GB PMC = Pollutant Mobility Criteria for GB classified groundwater areas
NE = Criteria has not been established
NS = Not sampled for this constituent
ug/kg = micrograms per kilogram
ug/l = micrograms per liter
mg/kg = milligrams per kilogram
U = The analyte was not detected above the detection limit
J+ = Result may be biased high
J-= Result may be biased low
J = Result is considered estimated
UJ = The analyte was not detected at a level greater than or equal to the adjusted DL. However, the reported adjusted DL is approximate and may be inaccurate or imprecise.

Table 1
AOC 1 PCB Soil Analytical Data
EC Application

Greenwich High School
10 Hillside Road
Greenwich, CT

Location ID					**AI11-SB449**	**AI11-SB449**	**AI11-SB449**	**AI11-SB449**	**AI14-SB446**	**AI14-SB446**	**AI14-SB446**	**AI15-SB355**	**AI15-SB355**	**AI15-SB355**
Depth Interval					**1 - 1.5 ft**	**13 - 14 ft**	**7 - 9 ft**	**7 - 9 ft**	**1 - 2 ft**	**11.5 - 12 ft**	**3 - 4 ft**	**11.5 - 12.5 ft**	**4.5 - 5 ft**	**5 - 5.5 ft**
Sample ID	**Unit**	**2013 GA PMC**	**2013 GB PMC**	**2013 RES DEC**	**AI11-SB449(1-1.5)-071012-**	**AI11-SB449(13-14)-071012-**	**AI11-SB449(7-9)-071012-1**	**AI11-SB449(7-9)-071012-2**	**AI14-SB446(1-2)-071012-1**	**14-SB446(11.5-12)-071012**	**AI14-SB446(3-4)-071012-1**	**5-SB355(11.5-12.5)-04101**	**AI15-SB355(4.5-5)-041012-**	**AI15-SB355(5-5.5)-041012-**
Sample Date					**7/10/2012**	**7/10/2012**	**7/10/2012**	**7/10/2012**	**7/10/2012**	**7/10/2012**	**7/10/2012**	**4/10/2012**	**4/10/2012**	**4/10/2012**
SDG					**SB52560**	**SB52560**	**SB52560**	**SB52560**	**SB52560**	**SB52560**	**SB52560**	**SB46973**	**SB46973**	**SB46973**
PCBs														
Aroclor 1248	ug/kg	NE	NE	NE	**2340**	< 33.3 U	< 26.4 U	< 29.3 U	**673000**	**685000**	**2000000**	**212**	**638000**	**9500000**
Aroclor 1254	ug/kg	NE	NE	NE	**1230**	< 33.3 U	< 26.4 U	< 29.3 U	< 21400 U	< 22700 U	< 24000 U	< 30.5 U	< 22000 U	< 237000 U
Aroclor 1260	ug/kg	NE	NE	NE	**55.6**	< 33.3 U	< 26.4 U	< 29.3 U	< 21400 U	< 22700 U	< 24000 U	< 30.5 U	< 22000 U	< 237000 U
Aroclor 1262	ug/kg	NE	NE	NE	< 22.2 U	< 33.3 U	< 26.4 U	< 29.3 U	< 21400 U	< 22700 U	< 24000 U	< 30.5 U	< 22000 U	< 237000 U
Aroclor 1268	ug/kg	NE	NE	NE	< 22.2 U	< 33.3 U	< 26.4 U	< 29.3 U	< 21400 U	< 22700 U	< 24000 U	< 30.5 U	< 22000 U	< 237000 U
Total PCB Aroclors	ug/kg	NE	NE	1000	**3630**	< 33.3 U	< 26.4 U	< 29.3 U	**673000**	**685000**	**2000000**	**212**	**638000**	**9500000**
PCBs-SPLP														
Aroclor 1242	ug/l	NE	NE	NE	NS	NS	NS	NS	NS	NS	NS	NS	NS	NS
Aroclor 1248	ug/l	NE	NE	NE	NS	NS	NS	NS	NS	NS	NS	NS	NS	NS
Aroclor 1260	ug/l	NE	NE	NE	NS	NS	NS	NS	NS	NS	NS	NS	NS	NS
Total PCB Aroclors	ug/l	0.5	5	NE	NS	NS	NS	NS	NS	NS	NS	NS	NS	NS

Notes:
This is a summary table. Only detected analytes are shown.
<0.010 = Not detected above the laboratory reporting limit
Bold = Detected above reporting limit
Yellow highlighted cells exceed the 2013 GA PMC
Green highlighted cells exceed the 2013 GB PMC
Blue highlighted cells exceed the 2013 RES DEC
RES DEC = Residential Direct Exposure Criteria
GA PMC = Pollutant Mobility Criteria for GA classified groundwater areas
GB PMC = Pollutant Mobility Criteria for GB classified groundwater areas
NE = Criteria has not been established
NS = Not sampled for this constituent
ug/kg = micrograms per kilogram
ug/l = micrograms per liter
mg/kg = milligrams per kilogram
U = The analyte was not detected above the detection limit
J+ = Result may be biased high
J-= Result may be biased low
J = Result is considered estimated
UJ = The analyte was not detected at a level greater than or equal to the adjusted DL. However, the reported adjusted DL is approximate and may be inaccurate or imprecise.

Table 1
AOC 1 PCB Soil Analytical Data
EC Application

Greenwich High School
10 Hillside Road
Greenwich, CT

Location ID					**AI15-SS96**	**AI15-SS96**	**AI16-SB356**	**AI16-SB356**	**AI16-SB356**	**AI16-SS97**	**AI16-SS97**	**AI17-SB351**	**AI17-SB351**	**AI17-SB351**
Depth Interval					**0 - 0.5 ft**	**0 - 0.5 ft**	**12 - 12.7 ft**	**4 - 4.5 ft**	**5 - 6 ft**	**0 - 0.5 ft**	**0 - 0.5 ft**	**12 - 13 ft**	**3.5 - 4 ft**	**8 - 10 ft**
Sample ID	**Unit**	**2013 GA PMC**	**2013 GB PMC**	**2013 RES DEC**	**AI15-SS96-080311**	**AI15-SS96-080511**	**16-SB356(12-12.7)-041012**	**AI16-SB356(4-4.5)-041012-1**	**AI16-SB356(5-6)-041012-1**	**AI16-SS97-080411**	**AI16-SS97-080511**	**AI17-SB351(12-13)-040912-**	**AI17-SB351(3.5-4)-040912-**	**AI17-SB351(8-10)-040912-2**
Sample Date					**8/3/2011**	**8/5/2011**	**4/10/2012**	**4/10/2012**	**4/10/2012**	**8/4/2011**	**8/5/2011**	**4/9/2012**	**4/9/2012**	**4/9/2012**
SDG					**SB32875**	**SB32945**	**SB46973**	**SB46973**	**SB46973**	**SB32875**	**SB32945**	**SB46864**	**SB46864**	**SB46864**
PCBs														
Aroclor 1248	ug/kg	NE	NE	NE	**9700**	**25800**	**441**	**1250000**	**1120000**	**8030**	**12500**	< 213 U	**244**	< 222 U
Aroclor 1254	ug/kg	NE	NE	NE	< 21.4 U	< 20.5 U	< 31.4 U	< 23700 U	< 21500 U	< 233 U	< 215 U	< 213 U	< 23.1 U	< 222 U
Aroclor 1260	ug/kg	NE	NE	NE	**190**	**202**	< 31.4 U	**29600**	< 21500 U	< 233 U	**258**	**22.4**	**25.4**	< 22.2 U
Aroclor 1262	ug/kg	NE	NE	NE	< 21.4 U	< 20.5 U	< 31.4 U	< 23700 U	< 21500 U	< 233 U	< 215 U	< 21.3 U	< 23.1 U	< 22.2 U
Aroclor 1268	ug/kg	NE	NE	NE	< 21.4 U	< 20.5 U	< 31.4 U	< 23700 U	< 21500 U	< 233 U	< 215 U	< 21.3 U	< 23.1 U	< 22.2 U
Total PCB Aroclors	ug/kg	NE	NE	1000	**9982.8**	**26002**	**441**	**1280000**	**1120000**	**8030**	**12800**	**22.4**	**269**	< 222 U
PCBs-SPLP														
Aroclor 1242	ug/l	NE	NE	NE	NS	NS	NS	NS	NS	NS	NS	NS	NS	NS
Aroclor 1248	ug/l	NE	NE	NE	NS	NS	NS	NS	NS	NS	NS	NS	NS	NS
Aroclor 1260	ug/l	NE	NE	NE	NS	NS	NS	NS	NS	NS	NS	NS	NS	NS
Total PCB Aroclors	ug/l	0.5	5	NE	NS	NS	NS	NS	NS	NS	NS	NS	NS	NS

Notes:
This is a summary table. Only detected analytes are shown.
<0.010 = Not detected above the laboratory reporting limit
Bold = Detected above reporting limit
Yellow highlighted cells exceed the 2013 GA PMC
Green highlighted cells exceed the 2013 GB PMC
Blue highlighted cells exceed the 2013 RES DEC
RES DEC = Residential Direct Exposure Criteria
GA PMC = Pollutant Mobility Criteria for GA classified groundwater areas
GB PMC = Pollutant Mobility Criteria for GB classified groundwater areas
NE = Criteria has not been established
NS = Not sampled for this constituent
ug/kg = micrograms per kilogram
ug/l = micrograms per liter
mg/kg = milligrams per kilogram
U = The analyte was not detected above the detection limit
J+ = Result may be biased high
J-= Result may be biased low
J = Result is considered estimated
UJ = The analyte was not detected at a level greater than or equal to the adjusted DL. However, the reported adjusted DL is approximate and may be inaccurate or imprecise.

Table 1
AOC 1 PCB Soil Analytical Data
EC Application

Greenwich High School
10 Hillside Road
Greenwich, CT

Location ID					**AI17-SB351**	**AI18-SB303**	**AI18-SB303**	**AI19-SB200**	**AI19-SB200**	**AI19-SB200**	**AI19-SB200**	**AI20-SB299**	**AI20-SB299**	**AI21-SB211**
Depth Interval					**8 - 10 ft**	**4 - 5 ft**	**6 - 7 ft**	**0 - 0.5 ft**	**15 - 15.5 ft**	**18 - 18.5 ft**	**8 - 9 ft**	**2 - 2.5 ft**	**3 - 4 ft**	**0 - 0.5 ft**
Sample ID	**Unit**	**2013 GA PMC**	**2013 GB PMC**	**2013 RES DEC**	**AI17-SB351(8-10)-040912-1**	**AI18-SB303(4-5)-021612-1**	**AI18-SB303(6-7)-021612-1**	**AI19-SB200(0-0.5)-1**	**AI19-SB200(15-15.5)-1**	**AI19-SB200(18-18.5)-1**	**AI19-SB200(8-9)-1**	**AI20-SB299(2-2.5)-021612-1**	**AI20-SB299(3-4)-021612-1**	**AI-21-SB211(0-0.5)**
Sample Date					**4/9/2012**	**2/16/2012**	**2/16/2012**	**10/2/2011**	**10/2/2011**	**10/2/2011**	**10/2/2011**	**2/16/2012**	**2/16/2012**	**10/9/2011**
SDG					**SB46864**	**SB44035**	**SB44035**	**SB36674**	**SB36674**	**SB36674**	**SB36674**	**SB44035**	**SB44035**	**SB37166**
PCBs														
Aroclor 1248	ug/kg	NE	NE	NE	< 230 U	< 21.9 U	< 23.0 U	< 21.5 U	< 21.5 U	< 76.2 UJ	< 22.5 U	< 210 U	**210**	< 21.8 U
Aroclor 1254	ug/kg	NE	NE	NE	< 230 U	< 21.9 U	**568**	< 21.5 U	< 21.5 U	< 76.2 UJ	< 22.5 U	< 210 U	< 21.3 U	< 21.8 U
Aroclor 1260	ug/kg	NE	NE	NE	**26.5**	< 21.9 U	**146**	< 21.5 U	< 21.5 U	< 76.2 UJ	< 22.5 U	< 210 U	< 21.3 U	< 21.8 U
Aroclor 1262	ug/kg	NE	NE	NE	< 23.0 U	< 21.9 U	< 23.0 U	< 21.5 U	< 21.5 U	< 76.2 UJ	< 22.5 U	< 210 U	< 21.3 U	< 21.8 U
Aroclor 1268	ug/kg	NE	NE	NE	< 23.0 U	< 21.9 U	< 23.0 U	< 21.5 U	< 21.5 U	< 76.2 UJ	< 22.5 U	< 210 U	< 21.3 U	< 21.8 U
Total PCB Aroclors	ug/kg	NE	NE	1000	**26.5**	< 21.9 U	**714**	< 21.5 U	< 21.5 U	< 76.2 U	< 22.5 U	< 210 U	**210**	< 21.8 U
PCBs-SPLP														
Aroclor 1242	ug/l	NE	NE	NE	NS	NS	NS	NS	NS	NS	NS	NS	NS	NS
Aroclor 1248	ug/l	NE	NE	NE	NS	NS	NS	NS	NS	NS	NS	NS	NS	NS
Aroclor 1260	ug/l	NE	NE	NE	NS	NS	NS	NS	NS	NS	NS	NS	NS	NS
Total PCB Aroclors	ug/l	0.5	5	NE	NS	NS	NS	NS	NS	NS	NS	NS	NS	NS

Notes:
This is a summary table. Only detected analytes are shown.
<0.010 = Not detected above the laboratory reporting limit
Bold = Detected above reporting limit
Yellow highlighted cells exceed the 2013 GA PMC
Green highlighted cells exceed the 2013 GB PMC
Blue highlighted cells exceed the 2013 RES DEC
RES DEC = Residential Direct Exposure Criteria
GA PMC = Pollutant Mobility Criteria for GA classified groundwater areas
GB PMC = Pollutant Mobility Criteria for GB classified groundwater areas
NE = Criteria has not been established
NS = Not sampled for this constituent
ug/kg = micrograms per kilogram
ug/l = micrograms per liter
mg/kg = milligrams per kilogram
U = The analyte was not detected above the detection limit
J+ = Result may be biased high
J-= Result may be biased low
J = Result is considered estimated
UJ = The analyte was not detected at a level greater than or equal to the adjusted DL. However, the reported adjusted DL is approximate and may be inaccurate or imprecise.

Table 1
AOC 1 PCB Soil Analytical Data
EC Application

Greenwich High School
10 Hillside Road
Greenwich, CT

Location ID					**AI21-SB211**	**AI21-SB211**	**AI21-SB211**	**AI21-SB211**	**AI22-SB205**	**AI22-SB205**	**AI22-SB205**	**AI22-SB205**	**AI23-SB208**	**AI23-SB208**
Depth Interval					**14 - 15 ft**	**4 - 5.5 ft**	**6 - 8 ft**	**6 - 8 ft**	**0 - 1 ft**	**15 - 16 ft**	**6 - 7 ft**	**9 - 10 ft**	**0 - 0.5 ft**	**0.5 - 2 ft**
Sample ID	**Unit**	**2013 GA PMC**	**2013 GB PMC**	**2013 RES DEC**	**AI-21-SB211(14-15)**	**AI-21-SB211(4.5-5)**	**AI-21-SB211(6-8) DUP**	**AI-21-SB211(6-8)**	**AI22-SB205(0-1)-1**	**AI22-SB205(15-16)-1**	**AI22-SB205(6-7)-1**	**AI22-SB205(9-10)-1**	**AI-23-SB208(0-0.5)**	**AI-23-SB208(0.5-2)**
Sample Date					**10/9/2011**	**10/9/2011**	**10/9/2011**	**10/9/2011**	**10/2/2011**	**10/2/2011**	**10/2/2011**	**10/2/2011**	**10/9/2011**	**10/9/2011**
SDG					**SB37166**	**SB37166**	**SB37166**	**SB37166**	**SB36674**	**SB36674**	**SB36674**	**SB36674**	**SB37166**	**SB37166**
PCBs														
Aroclor 1248	ug/kg	NE	NE	NE	< 62.6 U	**5160**	< 21.0 U	< 21.4 U	< 10.6 U	< 21.3 U	< 31.2 U	< 21.6 U	< 22.0 U	< 23.4 U
Aroclor 1254	ug/kg	NE	NE	NE	< 62.6 U	< 26.2 U	< 21.0 U	< 21.4 U	< 10.6 U	< 21.3 U	< 31.2 U	< 21.6 U	< 22.0 U	< 23.4 U
Aroclor 1260	ug/kg	NE	NE	NE	< 62.6 U	**464**	< 21.0 U	< 21.4 U	< 10.6 U	< 21.3 U	< 31.2 U	< 21.6 U	< 22.0 U	< 23.4 U
Aroclor 1262	ug/kg	NE	NE	NE	< 62.6 U	< 26.2 U	< 21.0 U	< 21.4 U	< 10.6 U	< 21.3 U	< 31.2 U	< 21.6 U	< 22.0 U	< 23.4 U
Aroclor 1268	ug/kg	NE	NE	NE	< 62.6 U	< 26.2 U	< 21.0 U	< 21.4 U	< 10.6 U	< 21.3 U	< 31.2 U	< 21.6 U	< 22.0 U	< 23.4 U
Total PCB Aroclors	ug/kg	NE	NE	1000	< 62.6 U	**5620**	< 21.0 U	< 21.4 U	< 10.6 U	< 21.3 U	< 31.2 U	< 21.6 U	< 22.0 U	< 23.4 U
PCBs-SPLP														
Aroclor 1242	ug/l	NE	NE	NE	NS	NS	NS	NS	NS	NS	NS	NS	NS	NS
Aroclor 1248	ug/l	NE	NE	NE	NS	NS	NS	NS	NS	NS	NS	NS	NS	NS
Aroclor 1260	ug/l	NE	NE	NE	NS	NS	NS	NS	NS	NS	NS	NS	NS	NS
Total PCB Aroclors	ug/l	0.5	5	NE	NS	NS	NS	NS	NS	NS	NS	NS	NS	NS

Notes:
This is a summary table. Only detected analytes are shown.
<0.010 = Not detected above the laboratory reporting limit
Bold = Detected above reporting limit
Yellow highlighted cells exceed the 2013 GA PMC
Green highlighted cells exceed the 2013 GB PMC
Blue highlighted cells exceed the 2013 RES DEC
RES DEC = Residential Direct Exposure Criteria
GA PMC = Pollutant Mobility Criteria for GA classified groundwater areas
GB PMC = Pollutant Mobility Criteria for GB classified groundwater areas
NE = Criteria has not been established
NS = Not sampled for this constituent
ug/kg = micrograms per kilogram
ug/l = micrograms per liter
mg/kg = milligrams per kilogram
U = The analyte was not detected above the detection limit
J+ = Result may be biased high
J-= Result may be biased low
J = Result is considered estimated
UJ = The analyte was not detected at a level greater than or equal to the adjusted DL. However, the reported adjusted DL is approximate and may be inaccurate or imprecise.

Table 1
AOC 1 PCB Soil Analytical Data
EC Application

Greenwich High School
10 Hillside Road
Greenwich, CT

Location ID					**AI23-SB208**	**AI23-SB208**	**AI9-SS95**	**AI9-SS95**	**AJ10-A**	**AJ10-B**	**AJ10-C**	**AJ10-D**	**AJ10-E**	**AJ10-SS298**
Depth Interval					**10.5 - 11 ft**	**6 - 7 ft**	**0 - 0.25 ft**	**0 - 0.5 ft**	**0 - 0.12 ft**	**0 - 2 ft**	**0 - 0.12 ft**	**0 - 0.12 ft**	**0 - 2 ft**	**0 - 0.25 ft**
Sample ID	**Unit**	**2013 GA PMC**	**2013 GB PMC**	**2013 RES DEC**	**AI-23-SB208(10.5-11)**	**AI-23-SB208(6-7)**	**AI9 SS95 0-3**	**AI9-SS95-080411**	**AJ10-A-041818**	**AJ10-B-041818**	**AJ10-C-041818**	**AJ10-D-041818**	**AJ10-E-041818**	**AJ10SS298 0-3-082311**
Sample Date					**10/9/2011**	**10/9/2011**	**8/11/2011**	**8/4/2011**	**4/18/2018**	**4/18/2018**	**4/18/2018**	**4/18/2018**	**4/18/2018**	**8/23/2011**
SDG					**SB37166**	**SB37166**	**SB33302**	**SB32875**	**18D0847**	**18D0847**	**18D0847**	**18D0847**	**18D0847**	**SB34022**
PCBs														
Aroclor 1248	ug/kg	NE	NE	NE	< 20.9 U	< 20.8 U	**6930**	**654**	< 400	< 100	< 410	< 450	< 88	< 23.6 U
Aroclor 1254	ug/kg	NE	NE	NE	< 20.9 U	< 20.8 U	< 23.8 U	< 22.9 U	< 400	< 100	< 410	< 450	< 88	< 23.6 U
Aroclor 1260	ug/kg	NE	NE	NE	**49.8**	< 20.8 U	**181**	< 22.9 U	< 400	< 100	< 410	< 450	< 88	< 23.6 U
Aroclor 1262	ug/kg	NE	NE	NE	< 20.9 U	< 20.8 U	< 23.8 U	< 22.9 U	< 400	< 100	< 410	< 450	< 88	< 23.6 U
Aroclor 1268	ug/kg	NE	NE	NE	< 20.9 U	< 20.8 U	< 23.8 U	< 22.9 U	< 400	< 100	< 410	< 450	< 88	< 23.6 U
Total PCB Aroclors	ug/kg	NE	NE	1000	**49.8**	< 20.8 U	**7111**	**654**	< 400	< 100	< 410	< 450	< 88	< 23.6 U
PCBs-SPLP														
Aroclor 1242	ug/l	NE	NE	NE	NS	NS	NS	NS	NS	NS	NS	NS	NS	NS
Aroclor 1248	ug/l	NE	NE	NE	NS	NS	NS	NS	NS	NS	NS	NS	NS	NS
Aroclor 1260	ug/l	NE	NE	NE	NS	NS	NS	NS	NS	NS	NS	NS	NS	NS
Total PCB Aroclors	ug/l	0.5	5	NE	NS	NS	NS	NS	NS	NS	NS	NS	NS	NS

Notes:
This is a summary table. Only detected analytes are shown.
<0.010 = Not detected above the laboratory reporting limit
Bold = Detected above reporting limit
Yellow highlighted cells exceed the 2013 GA PMC
Green highlighted cells exceed the 2013 GB PMC
Blue highlighted cells exceed the 2013 RES DEC
RES DEC = Residential Direct Exposure Criteria
GA PMC = Pollutant Mobility Criteria for GA classified groundwater areas
GB PMC = Pollutant Mobility Criteria for GB classified groundwater areas
NE = Criteria has not been established
NS = Not sampled for this constituent
ug/kg = micrograms per kilogram
ug/l = micrograms per liter
mg/kg = milligrams per kilogram
U = The analyte was not detected above the detection limit
J+ = Result may be biased high
J-= Result may be biased low
J = Result is considered estimated
UJ = The analyte was not detected at a level greater than or equal to the adjusted DL. However, the reported adjusted DL is approximate and may be inaccurate or imprecise.

Table 1
AOC 1 PCB Soil Analytical Data
EC Application

Location ID Depth Interval Sample ID Sample Date SDG	Unit	2013 GA PMC	2013 GB PMC	2013 RES DEC	AJ12-E 0 - 2 ft AJ12-E-071118-1 7/11/2018 18G0509	AJ13-A 0 - 2 ft AJ13-A-041818 4/18/2018 18D0844	AJ13A-E 0 - 2 ft AJ13A-E-071118-1 7/11/2018 18G0509	AJ13-B 0 - 2 ft AJ13-B-041818 4/18/2018 18D0844	AJ13B-E 0 - 2 ft AJ13B-E-071118-1 7/11/2018 18G0509	AJ13-C 0 - 2 ft AJ13-C-041818 4/18/2018 18D0844	AJ13C-E 0 - 2 ft AJ13C-E-071118-1 7/11/2018 18G0509	AJ13-D 0 - 2 ft AJ13-D-041818 4/18/2018 18D0844	AJ13D-E 0 - 2 ft AJ13D-E-071118-1 7/11/2018 18G0509	AJ13-E 0 - 2 ft AJ13-E-041818 4/18/2018 18D0844
PCBs														
Aroclor 1248	ug/kg	NE	NE	NE	< 88 U	< 360	< 430 U	< 460	< 88 U	< 400	< 85 U	< 500	< 85 U	**8500**
Aroclor 1254	ug/kg	NE	NE	NE	< 88 U	< 360	< 430 U	< 460	< 88 U	< 400	**97 J+**	< 500	< 85 U	< 1800
Aroclor 1260	ug/kg	NE	NE	NE	< 88 U	< 360	< 430 U	< 460	< 88 U	< 400	< 85 U	< 500	< 85 U	< 1800
Aroclor 1262	ug/kg	NE	NE	NE	< 88 U	< 360	< 430 U	< 460	< 88 U	< 400	< 85 U	< 500	< 85 U	< 1800
Aroclor 1268	ug/kg	NE	NE	NE	< 88 U	< 360	< 430 U	< 460	< 88 U	< 400	< 85 U	< 500	< 85 U	< 1800
Total PCB Aroclors	ug/kg	NE	NE	1000	< 88	**600**	**2300**	**2600**	**600**	< 400	**367**	< 500	< 85	**8500**
PCBs-SPLP														
Aroclor 1242	ug/l	NE	NE	NE	NS	NS	NS	NS	NS	NS	NS	NS	NS	NS
Aroclor 1248	ug/l	NE	NE	NE	NS	NS	NS	NS	NS	NS	NS	NS	NS	NS
Aroclor 1260	ug/l	NE	NE	NE	NS	NS	NS	NS	NS	NS	NS	NS	NS	NS
Total PCB Aroclors	ug/l	0.5	5	NE	NS	NS	NS	NS	NS	NS	NS	NS	NS	NS

Notes:
This is a summary table. Only detected analytes are shown.
<0.010 = Not detected above the laboratory reporting limit
Bold = Detected above reporting limit
Yellow highlighted cells exceed the 2013 GA PMC
Green highlighted cells exceed the 2013 GB PMC
Blue highlighted cells exceed the 2013 RES DEC
RES DEC = Residential Direct Exposure Criteria
GA PMC = Pollutant Mobility Criteria for GA classified groundwater areas
GB PMC = Pollutant Mobility Criteria for GB classified groundwater areas
NE = Criteria has not been established
NS = Not sampled for this constituent
ug/kg = micrograms per kilogram
ug/l = micrograms per liter
mg/kg = milligrams per kilogram
U = The analyte was not detected above the detection limit
J+ = Result may be biased high
J-= Result may be biased low
J = Result is considered estimated
UJ = The analyte was not detected at a level greater than or equal to the adjusted DL. However, the reported adjusted DL is approximate and may be inaccurate or imprecise.

Table 1
AOC 1 PCB Soil Analytical Data
EC Application

Greenwich High School
10 Hillside Road
Greenwich, CT

Location ID					**AJ13R-E**	**AJ13-SB432**	**AJ13-SB432**	**AJ13-SB432**	**AJ14-SB433**	**AJ15-E**	**AJ15-SB257**	**AJ15-SB257**	**AJ15-SB257**	**AJ15-SS98**
Depth Interval					**0 - 2 ft**	**11.5 - 12.5 ft**	**2 - 3 ft**	**5 - 6 ft**	**1 - 1.3 ft**	**0 - 2 ft**	**3 - 5 ft**	**3 - 5 ft**	**5 - 6 ft**	**0 - 0.25 ft**
Sample ID	**Unit**	**2013 GA PMC**	**2013 GB PMC**	**2013 RES DEC**	**AJ13R-E-071118-1**	**3-SB432 (11.5-12.5) 07051**	**AJ13-SB432 (2-3) 070512-1**	**AJ13-SB432 (5-6) 070512-1**	**J14-SB433 (1-1.3) 070512-**	**AJ15-E-071118-1**	**AJ15-SB257 (3-5)-122711-1**	**AJ15-SB257 (3-5)-122711-2**	**AJ15--SB257 (5-6)-122711-1**	**AJ15 SS98 0-3**
Sample Date					**7/11/2018**	**7/5/2012**	**7/5/2012**	**7/5/2012**	**7/5/2012**	**7/11/2018**	**12/27/2011**	**12/27/2011**	**12/27/2011**	**8/11/2011**
SDG					**18G0509**	**SB52304**	**SB52304**	**SB52304**	**SB52304**	**18G0509**	**SB41712**	**SB41712**	**SB41712**	**SB33302**
PCBs														
Aroclor 1248	ug/kg	NE	NE	NE	< 870 U	**119**	**19500**	**387000**	**895**	< 440 U	< 22.5 U	< 25.8 U	< 23.9 U	**17800**
Aroclor 1254	ug/kg	NE	NE	NE	< 870 U	< 23.0 U	< 23.1 U	< 23.2 U	< 21.8 U	< 440 U	< 22.5 U	< 25.8 U	< 23.9 U	< 22.6 U
Aroclor 1260	ug/kg	NE	NE	NE	< 870 U	< 23.0 U	< 23.1 U	< 23.2 U	< 21.8 U	< 440 U	**5190 J**	**8240**	**869**	**541**
Aroclor 1262	ug/kg	NE	NE	NE	< 870 U	< 23.0 U	< 23.1 U	< 23.2 U	< 21.8 U	< 440 U	< 22.5 U	< 25.8 U	< 23.9 U	< 22.6 U
Aroclor 1268	ug/kg	NE	NE	NE	< 870 U	< 23.0 U	< 23.1 U	< 23.2 U	< 21.8 U	< 440 U	< 22.5 U	< 25.8 U	< 23.9 U	< 22.6 U
Total PCB Aroclors	ug/kg	NE	NE	1000	**8500**	**119**	**19500**	**387000**	**895**	**2800**	**678190**	**691240**	**89869**	**18341**
PCBs-SPLP														
Aroclor 1242	ug/l	NE	NE	NE	NS	NS	NS	NS	NS	NS	NS	**65.7**	NS	NS
Aroclor 1248	ug/l	NE	NE	NE	NS	NS	NS	NS	NS	NS	NS	< 0.211 U	NS	NS
Aroclor 1260	ug/l	NE	NE	NE	NS	NS	NS	NS	NS	NS	NS	< 0.211 U	NS	NS
Total PCB Aroclors	ug/l	0.5	5	NE	NS	NS	NS	NS	NS	NS	NS	**65.7**	NS	NS

Notes:
This is a summary table. Only detected analytes are shown.
<0.010 = Not detected above the laboratory reporting limit
Bold = Detected above reporting limit
Yellow highlighted cells exceed the 2013 GA PMC
Green highlighted cells exceed the 2013 GB PMC
Blue highlighted cells exceed the 2013 RES DEC
RES DEC = Residential Direct Exposure Criteria
GA PMC = Pollutant Mobility Criteria for GA classified groundwater areas
GB PMC = Pollutant Mobility Criteria for GB classified groundwater areas
NE = Criteria has not been established
NS = Not sampled for this constituent
ug/kg = micrograms per kilogram
ug/l = micrograms per liter
mg/kg = milligrams per kilogram
U = The analyte was not detected above the detection limit
J+ = Result may be biased high
J-= Result may be biased low
J = Result is considered estimated
UJ = The analyte was not detected at a level greater than or equal to the adjusted DL. However, the reported adjusted DL is approximate and may be inaccurate or imprecise.

Table 1
AOC 1 PCB Soil Analytical Data
EC Application

Greenwich High School
10 Hillside Road
Greenwich, CT

Location ID					**AJ15-SS98**	**AJ16-SB103**	**AJ16-SB103**	**AJ16-SB103**	**AJ16-SB103**	**AJ16-SB103**	**AJ16-SB103**	**AJ16-SB103**	**AJ16-SS99**	**AJ16-SS99**
Depth Interval					**0 - 0.5 ft**	**1 - 2 ft**	**11 - 12 ft**	**2 - 3 ft**	**3 - 4 ft**	**5 - 6 ft**	**6 - 7 ft**	**7 - 8 ft**	**0 - 0.5 ft**	**0 - 0.5 ft**
Sample ID	**Unit**	**2013 GA PMC**	**2013 GB PMC**	**2013 RES DEC**	**AJ15-SS98-080311**	**AJ16 SB103 1-2**	**AJ16 SB103 11-12**	**AJ16 SB103 2-3**	**AJ16 SB103 3-4**	**AJ16 SB103 5-6**	**AJ16 SB103 6-7**	**AJ16 SB103 7-8**	**AJ16-SS99-080411**	**AJ16-SS99-080511**
Sample Date					**8/3/2011**	**8/10/2011**	**8/10/2011**	**8/10/2011**	**8/10/2011**	**8/10/2011**	**8/10/2011**	**8/10/2011**	**8/4/2011**	**8/5/2011**
SDG					**SB32875**	**SB33308**	**SB33308**	**SB33308**	**SB33308**	**SB33308**	**SB33308**	**SB33308**	**SB32875**	**SB32945**
PCBs														
Aroclor 1248	ug/kg	NE	NE	NE	**7390**	**182000**	< 35.1 U	**1730000**	**62600**	**90800**	**905**	< 21.9 U	**15900**	**12500**
Aroclor 1254	ug/kg	NE	NE	NE	< 21.8 U	< 22.0 U	< 35.1 U	< 23.3 U	< 22.6 U	< 23.5 U	< 21.5 U	< 21.9 U	< 209 U	< 20.9 U
Aroclor 1260	ug/kg	NE	NE	NE	**113**	**2770**	< 35.1 U	< 46600 U	**592**	**1110**	< 21.5 U	< 21.9 U	**314**	**403**
Aroclor 1262	ug/kg	NE	NE	NE	< 21.8 U	< 22.0 U	< 35.1 U	< 23.3 U	< 22.6 U	< 23.5 U	< 21.5 U	< 21.9 U	< 209 U	< 20.9 U
Aroclor 1268	ug/kg	NE	NE	NE	< 21.8 U	< 22.0 U	< 35.1 U	< 23.3 U	< 22.6 U	< 23.5 U	< 21.5 U	< 21.9 U	< 209 U	< 20.9 U
Total PCB Aroclors	ug/kg	NE	NE	1000	**7503**	**184770**	< 35.1 U	**1730000**	**63192**	**91910**	**905**	< 21.9 U	**16200**	**12903**
PCBs-SPLP														
Aroclor 1242	ug/l	NE	NE	NE	NS	NS	NS	NS	< 0.571 U	< 0.211 U	< 0.211 U	NS	NS	NS
Aroclor 1248	ug/l	NE	NE	NE	NS	NS	NS	NS	**3.17**	**13.7**	**2.32**	NS	NS	NS
Aroclor 1260	ug/l	NE	NE	NE	NS	NS	NS	NS	< 0.571 U	< 0.211 U	< 0.211 U	NS	NS	NS
Total PCB Aroclors	ug/l	0.5	5	NE	NS	NS	NS	NS	**3.17**	**13.7**	**2.32**	NS	NS	NS

Notes:
This is a summary table. Only detected analytes are shown.
<0.010 = Not detected above the laboratory reporting limit
Bold = Detected above reporting limit
Yellow highlighted cells exceed the 2013 GA PMC
Green highlighted cells exceed the 2013 GB PMC
Blue highlighted cells exceed the 2013 RES DEC
RES DEC = Residential Direct Exposure Criteria
GA PMC = Pollutant Mobility Criteria for GA classified groundwater areas
GB PMC = Pollutant Mobility Criteria for GB classified groundwater areas
NE = Criteria has not been established
NS = Not sampled for this constituent
ug/kg = micrograms per kilogram
ug/l = micrograms per liter
mg/kg = milligrams per kilogram
U = The analyte was not detected above the detection limit
J+ = Result may be biased high
J-= Result may be biased low
J = Result is considered estimated
UJ = The analyte was not detected at a level greater than or equal to the adjusted DL. However, the reported adjusted DL is approximate and may be inaccurate or imprecise.

Table 1
AOC 1 PCB Soil Analytical Data
EC Application

Greenwich High School
10 Hillside Road
Greenwich, CT

Location ID					**AJ17-SB350**	**AJ17-SB350**	**AJ17-SB350**	**AJ18-SB256**	**AJ18-SB256**	**AJ18-SB256**	**AJ19-SB298**	**AJ19-SB298**	**AJ19-SB298**	**AJ20.5**
Depth Interval					**12 - 13 ft**	**4 - 4.5 ft**	**5 - 6 ft**	**12 - 13 ft**	**4 - 5 ft**	**5 - 7 ft**	**3 - 5 ft**	**3 - 5 ft**	**9 - 10 ft**	**0.5 - 1 ft**
Sample ID	**Unit**	**2013 GA PMC**	**2013 GB PMC**	**2013 RES DEC**	**J17-SB350(12-13)-040912-**	**J17-SB350(4-4.5)-040912-**	**AJ17-SB350(5-6)-040912-1**	**J18-SB256 (12-13)-122711-**	**AJ18-SB256 (4-5)-122711-1**	**AJ18-SB256 (5-7)-122711-1**	**AJ19-SB298(3-5)-021612-2**	**AJ19-SB298(3-5)-021612-1**	**J19-SB298(9-10)-021612-**	**AJ20.5 (0.5-1)-1**
Sample Date					**4/9/2012**	**4/9/2012**	**4/9/2012**	**12/27/2011**	**12/27/2011**	**12/27/2011**	**2/16/2012**	**2/16/2012**	**2/16/2012**	**9/18/2020**
SDG					**SB46864**	**SB46864**	**SB46864**	**SB41712**	**SB41712**	**SB41712**	**SB44035**	**SB44035**	**SB44035**	**20I1052**
PCBs														
Aroclor 1248	ug/kg	NE	NE	NE	**786**	**3320**	**43300**	< 41.9 U	< 110 U	< 21.5 U	**16500**	**24500**	< 20.6 U	**190**
Aroclor 1254	ug/kg	NE	NE	NE	< 21.2 U	< 23.3 U	< 27.3 U	< 41.9 U	< 110 U	< 21.5 U	< 1190 U	< 1150 U	< 20.6 U	< 87
Aroclor 1260	ug/kg	NE	NE	NE	< 21.2 U	**84.0**	**247**	< 41.9 U	< 110 U	< 21.5 U	< 1190 U	< 1150 U	< 20.6 U	< 87
Aroclor 1262	ug/kg	NE	NE	NE	< 21.2 U	< 23.3 U	< 27.3 U	< 41.9 U	< 110 U	< 21.5 U	< 1190 U	< 1150 U	< 20.6 U	< 87
Aroclor 1268	ug/kg	NE	NE	NE	< 21.2 U	< 23.3 U	< 27.3 U	< 41.9 U	< 110 U	< 21.5 U	< 1190 U	< 1150 U	< 20.6 U	< 87
Total PCB Aroclors	ug/kg	NE	NE	1000	**786**	**3400**	**43547**	< 41.9 U	< 110 U	< 21.5 U	**16500**	**24500**	< 20.6 U	**190**
PCBs-SPLP														
Aroclor 1242	ug/l	NE	NE	NE	NS	NS	NS	NS	NS	NS	NS	NS	NS	NS
Aroclor 1248	ug/l	NE	NE	NE	NS	NS	NS	NS	NS	NS	NS	NS	NS	NS
Aroclor 1260	ug/l	NE	NE	NE	NS	NS	NS	NS	NS	NS	NS	NS	NS	NS
Total PCB Aroclors	ug/l	0.5	5	NE	NS	NS	NS	NS	NS	NS	NS	NS	NS	NS

Notes:
This is a summary table. Only detected analytes are shown.
<0.010 = Not detected above the laboratory reporting limit
Bold = Detected above reporting limit
Yellow highlighted cells exceed the 2013 GA PMC
Green highlighted cells exceed the 2013 GB PMC
Blue highlighted cells exceed the 2013 RES DEC
RES DEC = Residential Direct Exposure Criteria
GA PMC = Pollutant Mobility Criteria for GA classified groundwater areas
GB PMC = Pollutant Mobility Criteria for GB classified groundwater areas
NE = Criteria has not been established
NS = Not sampled for this constituent
ug/kg = micrograms per kilogram
ug/l = micrograms per liter
mg/kg = milligrams per kilogram
U = The analyte was not detected above the detection limit
J+ = Result may be biased high
J-= Result may be biased low
J = Result is considered estimated
UJ = The analyte was not detected at a level greater than or equal to the adjusted DL. However, the reported adjusted DL is approximate and may be inaccurate or imprecise.

Table 1
AOC 1 PCB Soil Analytical Data
EC Application

Greenwich High School
10 Hillside Road
Greenwich, CT

Location ID					**AJ20.5**	**AJ20.5**	**AJ21-SB210**	**AJ21-SB210**	**AJ21-SB210**	**AJ21-SB210**	**AJ22-SB209**	**AJ22-SB209**	**AJ22-SB209**	**AJ22-SB209**
Depth Interval					**2 - 4 ft**	**5 - 7 ft**	**0 - 0.5 ft**	**14 - 15 ft**	**4.5 - 5.5 ft**	**6 - 7 ft**	**0 - 0.5 ft**	**1 - 3 ft**	**5 - 6 ft**	**7 - 8 ft**
Sample ID	**Unit**	**2013 GA PMC**	**2013 GB PMC**	**2013 RES DEC**	**AJ20.5 (2-4)-1**	**AJ20.5 (5-7)-1**	**AJ-21-SB210(0-0.5)**	**AJ-21-SB210(14-15)**	**AJ-21-SB210(4.5-5.5)**	**AJ-21-SB210(6-7)**	**AJ-22-SB209(0-0.5)**	**AJ-22-SB209(1-3)**	**AJ-22-SB209(5-6)**	**AJ-22-SB209(7-8)**
Sample Date					**9/18/2020**	**9/18/2020**	**10/9/2011**	**10/9/2011**	**10/9/2011**	**10/9/2011**	**10/9/2011**	**10/9/2011**	**10/9/2011**	**10/9/2011**
SDG					**20I1052**	**20I1052**	**SB37166**	**SB37166**	**SB37166**	**SB37166**	**SB37166**	**SB37166**	**SB37166**	**SB37166**
PCBs														
Aroclor 1248	ug/kg	NE	NE	NE	**930**	< 100000	< 20.8 U	< 62.6 U	**1390**	< 21.2 U	< 21.6 U	**106**	**138**	< 32.5 U
Aroclor 1254	ug/kg	NE	NE	NE	< 89	< 100000	< 20.8 U	< 62.6 U	< 20.7 U	< 21.2 U	< 21.6 U	< 21.5 U	< 22.7 U	< 32.5 U
Aroclor 1260	ug/kg	NE	NE	NE	< 89	< 100000	< 20.8 U	< 62.6 U	**30.5**	< 21.2 U	**34.8**	< 21.5 U	< 22.7 U	< 32.5 U
Aroclor 1262	ug/kg	NE	NE	NE	< 89	< 100000	< 20.8 U	< 62.6 U	< 20.7 U	< 21.2 U	< 21.6 U	< 21.5 U	< 22.7 U	< 32.5 U
Aroclor 1268	ug/kg	NE	NE	NE	< 89	< 100000	< 20.8 U	< 62.6 U	< 20.7 U	< 21.2 U	< 21.6 U	< 21.5 U	< 22.7 U	< 32.5 U
Total PCB Aroclors	ug/kg	NE	NE	1000	**930**	**700000**	< 20.8 U	< 62.6 U	**1420**	< 21.2 U	**34.8**	**106**	**138**	< 32.5 U
PCBs-SPLP														
Aroclor 1242	ug/l	NE	NE	NE	NS	**11**	NS	NS	NS	NS	NS	NS	NS	NS
Aroclor 1248	ug/l	NE	NE	NE	NS	< 2.0 U	NS	NS	NS	NS	NS	NS	NS	NS
Aroclor 1260	ug/l	NE	NE	NE	NS	< 2.0 U	NS	NS	NS	NS	NS	NS	NS	NS
Total PCB Aroclors	ug/l	0.5	5	NE	NS	**11**	NS	NS	NS	NS	NS	NS	NS	NS

Notes:
This is a summary table. Only detected analytes are shown.
<0.010 = Not detected above the laboratory reporting limit
Bold = Detected above reporting limit
Yellow highlighted cells exceed the 2013 GA PMC
Green highlighted cells exceed the 2013 GB PMC
Blue highlighted cells exceed the 2013 RES DEC
RES DEC = Residential Direct Exposure Criteria
GA PMC = Pollutant Mobility Criteria for GA classified groundwater areas
GB PMC = Pollutant Mobility Criteria for GB classified groundwater areas
NE = Criteria has not been established
NS = Not sampled for this constituent
ug/kg = micrograms per kilogram
ug/l = micrograms per liter
mg/kg = milligrams per kilogram
U = The analyte was not detected above the detection limit
J+ = Result may be biased high
J-= Result may be biased low
J = Result is considered estimated
UJ = The analyte was not detected at a level greater than or equal to the adjusted DL. However, the reported adjusted DL is approximate and may be inaccurate or imprecise.

Table 1
AOC 1 PCB Soil Analytical Data
EC Application

Greenwich High School
10 Hillside Road
Greenwich, CT

Location ID					**AJ23-SB207**	**AJ23-SB207**	**AJ23-SB207**	**AK10-SB276**	**AK10-SB276**	**AK10-SS100**	**AK10-SS100**	**AK11-SB431**	**AK11-SB431**	**AK11-SB431**
Depth Interval					**0 - 0.5 ft**	**13 - 13.5 ft**	**6 - 6.5 ft**	**2.5 - 3.5 ft**	**5 - 6 ft**	**0 - 0.25 ft**	**0 - 0.5 ft**	**11.5 - 12.5 ft**	**3 - 4 ft**	**7 - 8 ft**
Sample ID	**Unit**	**2013 GA PMC**	**2013 GB PMC**	**2013 RES DEC**	**AJ23-SB207(0-.5)-1**	**AJ23-SB207(13-13.5)-1**	**AJ23-SB207(6-6.5)-1**	**K10-SB276(2.5-3.5)-122911**	**AK10-SB276(5-6)-122911-1**	**AK10SS100 0-3**	**AK10-SS100-080411**	**11-SB431 (11.5-12.5) 07051**	**AK11-SB431 (3-4) 070512-1**	**AK11-SB431 (7-8) 070512-1**
Sample Date					**10/2/2011**	**10/2/2011**	**10/2/2011**	**12/29/2011**	**12/29/2011**	**8/31/2011**	**8/4/2011**	**7/5/2012**	**7/5/2012**	**7/5/2012**
SDG					**SB36674**	**SB36674**	**SB36674**	**SB41766**	**SB41766**	**SB34491**	**SB32875**	**SB52304**	**SB52304**	**SB52304**
PCBs														
Aroclor 1248	ug/kg	NE	NE	NE	< 20.2 U	< 20.2 U	< 20.9 U	< 24.3 U	< 23.9 U	< 23.9	< 21.8 U	**38.1**	< 24.3 U	< 22.2 U
Aroclor 1254	ug/kg	NE	NE	NE	< 20.2 U	< 20.2 U	< 20.9 U	< 24.3 U	< 23.9 U	< 23.9	< 21.8 U	< 21.2 U	< 24.3 U	< 22.2 U
Aroclor 1260	ug/kg	NE	NE	NE	< 20.2 U	< 20.2 U	< 20.9 U	< 24.3 U	< 23.9 U	< 23.9	< 21.8 U	< 21.2 U	< 24.3 U	< 22.2 U
Aroclor 1262	ug/kg	NE	NE	NE	< 20.2 U	< 20.2 U	< 20.9 U	< 24.3 U	< 23.9 U	< 23.9	< 21.8 U	< 21.2 U	< 24.3 U	< 22.2 U
Aroclor 1268	ug/kg	NE	NE	NE	< 20.2 U	< 20.2 U	< 20.9 U	< 24.3 U	< 23.9 U	< 23.9	< 21.8 U	< 21.2 U	< 24.3 U	< 22.2 U
Total PCB Aroclors	ug/kg	NE	NE	1000	< 20.2 U	< 20.2 U	< 20.9 U	< 24.3 U	< 23.9 U	< 23.9 U	< 21.8 U	**38.1**	< 24.3 U	< 22.2 U
PCBs-SPLP														
Aroclor 1242	ug/l	NE	NE	NE	NS	NS	NS	NS	NS	NS	NS	NS	NS	NS
Aroclor 1248	ug/l	NE	NE	NE	NS	NS	NS	NS	NS	NS	NS	NS	NS	NS
Aroclor 1260	ug/l	NE	NE	NE	NS	NS	NS	NS	NS	NS	NS	NS	NS	NS
Total PCB Aroclors	ug/l	0.5	5	NE	NS	NS	NS	NS	NS	NS	NS	NS	NS	NS

Notes:
This is a summary table. Only detected analytes are shown.
<0.010 = Not detected above the laboratory reporting limit
Bold = Detected above reporting limit
Yellow highlighted cells exceed the 2013 GA PMC
Green highlighted cells exceed the 2013 GB PMC
Blue highlighted cells exceed the 2013 RES DEC
RES DEC = Residential Direct Exposure Criteria
GA PMC = Pollutant Mobility Criteria for GA classified groundwater areas
GB PMC = Pollutant Mobility Criteria for GB classified groundwater areas
NE = Criteria has not been established
NS = Not sampled for this constituent
ug/kg = micrograms per kilogram
ug/l = micrograms per liter
mg/kg = milligrams per kilogram
U = The analyte was not detected above the detection limit
J+ = Result may be biased high
J-= Result may be biased low
J = Result is considered estimated
UJ = The analyte was not detected at a level greater than or equal to the adjusted DL. However, the reported adjusted DL is approximate and may be inaccurate or imprecise.

Table 1
AOC 1 PCB Soil Analytical Data
EC Application

Greenwich High School
10 Hillside Road
Greenwich, CT

Location ID					**AK13-SB430**	**AK14-SB429**	**AK14-SB429**	**AK14-SB429**	**AK15-A**	**AK15-B**	**AK15-C**	**AK15-D**	**AK15-E**	**AK15-SB440**
Depth Interval					**1 - 2 ft**	**11.5 - 12.5 ft**	**2 - 2.5 ft**	**5 - 6 ft**	**0 - 2 ft**	**0 - 2 ft**	**0 - 2 ft**	**0 - 2 ft**	**0 - 2 ft**	**1 - 2 ft**
Sample ID	**Unit**	**2013 GA PMC**	**2013 GB PMC**	**2013 RES DEC**	**AK13-SB430 (1-2) 070512-1**	**14-SB429 (11.5-12.5) 07051**	**AK14-SB429 (2-2.5)070512-**	**AK14-SB429 (5-6) 070512-1**	**AK15-A-041818**	**AK15-B-041818**	**AK15-C-041818**	**AK15-D-041818**	**AK15-E-041818**	**AK15-SB440(1-2) 070612-1**
Sample Date					**7/5/2012**	**7/5/2012**	**7/5/2012**	**7/5/2012**	**4/18/2018**	**4/18/2018**	**4/18/2018**	**4/18/2018**	**4/18/2018**	**7/6/2012**
SDG					**SB52304**	**SB52304**	**SB52304**	**SB52304**	**18D0844**	**18D0844**	**18D0844**	**18D0844**	**18D0844**	**SB52371**
PCBs														
Aroclor 1248	ug/kg	NE	NE	NE	**608**	**79.2**	**1280000**	**118000**	< 400	**380**	< 390	< 430	< 85	**3500**
Aroclor 1254	ug/kg	NE	NE	NE	< 22.6 U	< 24.4 U	< 24.3 U	< 24.2 U	< 400	< 87	< 390	< 430	< 85	< 21.3 U
Aroclor 1260	ug/kg	NE	NE	NE	< 22.6 U	< 24.4 U	< 24.3 U	< 24.2 U	< 400	< 87	< 390	< 430	< 85	**123**
Aroclor 1262	ug/kg	NE	NE	NE	< 22.6 U	< 24.4 U	< 24.3 U	< 24.2 U	< 400	< 87	< 390	< 430	< 85	< 21.3 U
Aroclor 1268	ug/kg	NE	NE	NE	< 22.6 U	< 24.4 U	< 24.3 U	< 24.2 U	< 400	< 87	< 390	< 430	< 85	< 21.3 U
Total PCB Aroclors	ug/kg	NE	NE	1000	**608**	**79.2**	**1280000**	**118000**	< 400	**380**	< 390	< 430	< 85	**3620**
PCBs-SPLP														
Aroclor 1242	ug/l	NE	NE	NE	NS	NS	NS	NS	NS	NS	NS	NS	NS	NS
Aroclor 1248	ug/l	NE	NE	NE	NS	NS	NS	NS	NS	NS	NS	NS	NS	NS
Aroclor 1260	ug/l	NE	NE	NE	NS	NS	NS	NS	NS	NS	NS	NS	NS	NS
Total PCB Aroclors	ug/l	0.5	5	NE	NS	NS	NS	NS	NS	NS	NS	NS	NS	NS

Notes:
This is a summary table. Only detected analytes are shown.
<0.010 = Not detected above the laboratory reporting limit
Bold = Detected above reporting limit
Yellow highlighted cells exceed the 2013 GA PMC
Green highlighted cells exceed the 2013 GB PMC
Blue highlighted cells exceed the 2013 RES DEC
RES DEC = Residential Direct Exposure Criteria
GA PMC = Pollutant Mobility Criteria for GA classified groundwater areas
GB PMC = Pollutant Mobility Criteria for GB classified groundwater areas
NE = Criteria has not been established
NS = Not sampled for this constituent
ug/kg = micrograms per kilogram
ug/l = micrograms per liter
mg/kg = milligrams per kilogram
U = The analyte was not detected above the detection limit
J+ = Result may be biased high
J-= Result may be biased low
J = Result is considered estimated
UJ = The analyte was not detected at a level greater than or equal to the adjusted DL. However, the reported adjusted DL is approximate and may be inaccurate or imprecise.

Table 1
AOC 1 PCB Soil Analytical Data
EC Application

Greenwich High School
10 Hillside Road
Greenwich, CT

Location ID					**AK15-SB440**	**AK15-SB440**	**AK16.5**	**AK16.5**	**AK16.5**	**AK16-SB483**	**AK16-SB483**	**AK16-SB483**	**AK16-SS101**	**AK16-SS101**
Depth Interval					**13 - 14 ft**	**2 - 3.5 ft**	**2 - 4 ft**	**4 - 6 ft**	**4 - 6 ft**	**1 - 2 ft**	**3 - 4 ft**	**6 - 7 ft**	**0 - 0.5 ft**	**0 - 0.5 ft**
Sample ID	**Unit**	**2013 GA PMC**	**2013 GB PMC**	**2013 RES DEC**	**K15-SB440(13-14) 070612-**	**AK15-SB440(2-3.5) 070612-**	**AK16.5 (2-4)-1**	**AK16.5 (4-6)-2**	**AK16.5 (4-6)-1**	**AK16-SB483 (1-2)-071212-**	**AK16-SB483 (3-4)-071212-**	**AK16-SB483 (6-7)-071212-1**	**AK16-SS101-080311**	**AK16-SS101-080511**
Sample Date					**7/6/2012**	**7/6/2012**	**9/21/2020**	**9/21/2020**	**9/21/2020**	**7/12/2012**	**7/12/2012**	**7/12/2012**	**8/3/2011**	**8/5/2011**
SDG					**SB52371**	**SB52371**	**20I1104**	**20I1104**	**20I1104**	**SB52798**	**SB52798**	**SB52798**	**SB32875**	**SB32945**
PCBs														
Aroclor 1248	ug/kg	NE	NE	NE	**219**	**713000**	< 47000	< 91000	< 91000	**2650**	**2210000**	< 24.8 U	**820**	**278**
Aroclor 1254	ug/kg	NE	NE	NE	< 30.3 U	< 22700 U	< 47000	< 91000	< 91000	< 22.9 U	< 24100 U	< 24.8 U	< 20.9 U	< 22.8 U
Aroclor 1260	ug/kg	NE	NE	NE	< 30.3 U	< 22700 U	< 47000	< 91000	< 91000	**342 J**	**27800**	< 24.8 U	< 20.9 U	**26.3**
Aroclor 1262	ug/kg	NE	NE	NE	< 30.3 U	< 22700 U	< 47000	< 91000	< 91000	< 22.9 U	< 24100 U	< 24.8 U	< 20.9 U	< 22.8 U
Aroclor 1268	ug/kg	NE	NE	NE	< 30.3 U	< 22700 U	< 47000	< 91000	< 91000	< 22.9 U	< 24100 U	< 24.8 U	< 20.9 U	< 22.8 U
Total PCB Aroclors	ug/kg	NE	NE	1000	**219**	**713000**	**510000**	**1100000**	**980000**	**2990**	**2237800**	**578**	**820**	**304**
PCBs-SPLP														
Aroclor 1242	ug/l	NE	NE	NE	NS	NS	NS	NS	NS	NS	NS	NS	NS	NS
Aroclor 1248	ug/l	NE	NE	NE	NS	NS	NS	NS	NS	NS	NS	NS	NS	NS
Aroclor 1260	ug/l	NE	NE	NE	NS	NS	NS	NS	NS	NS	NS	NS	NS	NS
Total PCB Aroclors	ug/l	0.5	5	NE	NS	NS	NS	NS	NS	NS	NS	NS	NS	NS

Notes:
This is a summary table. Only detected analytes are shown.
<0.010 = Not detected above the laboratory reporting limit
Bold = Detected above reporting limit
Yellow highlighted cells exceed the 2013 GA PMC
Green highlighted cells exceed the 2013 GB PMC
Blue highlighted cells exceed the 2013 RES DEC
RES DEC = Residential Direct Exposure Criteria
GA PMC = Pollutant Mobility Criteria for GA classified groundwater areas
GB PMC = Pollutant Mobility Criteria for GB classified groundwater areas
NE = Criteria has not been established
NS = Not sampled for this constituent
ug/kg = micrograms per kilogram
ug/l = micrograms per liter
mg/kg = milligrams per kilogram
U = The analyte was not detected above the detection limit
J+ = Result may be biased high
J-= Result may be biased low
J = Result is considered estimated
UJ = The analyte was not detected at a level greater than or equal to the adjusted DL. However, the reported adjusted DL is approximate and may be inaccurate or imprecise.

Table 1
AOC 1 PCB Soil Analytical Data
EC Application

Greenwich High School
10 Hillside Road
Greenwich, CT

Location ID					**AK17-SB441**	**AK17-SB441**	**AK17-SB441**	**AK17-SS102**	**AK17-SS102**	**AK19-SB485**	**AK19-SB485**	**AK19-SB485**	**AL10**	**AL10**
Depth Interval					**1 - 2 ft**	**13 - 14 ft**	**7 - 8 ft**	**0 - 0.25 ft**	**0 - 0.5 ft**	**13 - 14 ft**	**4 - 5 ft**	**6 - 7 ft**	**1 - 2 ft**	**1 - 2 ft**
Sample ID	**Unit**	**2013 GA PMC**	**2013 GB PMC**	**2013 RES DEC**	**AK17-SB441(1-2) 070612-1**	**K17-SB441(13-14) 070612-**	**AK17-SB441(7-8) 070612-1**	**AK17 SS102 0-3**	**AK17-SS102-080311**	**K19-SB485 (13-14)-071312**	**AK19-SB485 (4-5)-071312-**	**AK19-SB485 (6-7)-071312-1**	**AL10 (1-2)-1**	**AL10(1-2)-2**
Sample Date					**7/6/2012**	**7/6/2012**	**7/6/2012**	**8/11/2011**	**8/3/2011**	**7/13/2012**	**7/13/2012**	**7/13/2012**	**9/21/2020**	**9/21/2020**
SDG					**SB52371**	**SB52371**	**SB52371**	**SB33302**	**SB32875**	**SB52798**	**SB52798**	**SB52798**	**20I1104**	**20I1104**
PCBs														
Aroclor 1248	ug/kg	NE	NE	NE	**278 J**	**169**	**16800**	**1450**	**8960**	< 37.6 U	< 22.3 U	< 20.4 U	**1700**	**1900**
Aroclor 1254	ug/kg	NE	NE	NE	**124**	< 55.5 U	< 410 U	< 22.5 U	< 20.8 U	< 37.6 U	< 22.3 U	< 20.4 U	< 97	**1600**
Aroclor 1260	ug/kg	NE	NE	NE	< 21.4 UJ	< 55.5 U	< 410 U	**56.2**	**562**	< 37.6 U	< 22.3 U	< 20.4 U	< 97	**140**
Aroclor 1262	ug/kg	NE	NE	NE	< 21.4 U	< 55.5 U	< 410 U	< 22.5 U	< 20.8 U	< 37.6 U	< 22.3 U	< 20.4 U	< 97	< 96
Aroclor 1268	ug/kg	NE	NE	NE	< 21.4 U	< 55.5 U	< 410 U	< 22.5 U	< 20.8 U	< 37.6 U	< 22.3 U	< 20.4 U	< 97	< 96
Total PCB Aroclors	ug/kg	NE	NE	1000	**402**	**169**	**16800**	**1510**	**9522**	< 37.6 U	< 22.3 U	< 20.4 U	**1700**	**3640**
PCBs-SPLP														
Aroclor 1242	ug/l	NE	NE	NE	NS	NS	NS	NS	NS	NS	NS	NS	NS	NS
Aroclor 1248	ug/l	NE	NE	NE	NS	NS	NS	NS	NS	NS	NS	NS	NS	NS
Aroclor 1260	ug/l	NE	NE	NE	NS	NS	NS	NS	NS	NS	NS	NS	NS	NS
Total PCB Aroclors	ug/l	0.5	5	NE	NS	NS	NS	NS	NS	NS	NS	NS	NS	NS

Notes:
This is a summary table. Only detected analytes are shown.
<0.010 = Not detected above the laboratory reporting limit
Bold = Detected above reporting limit
Yellow highlighted cells exceed the 2013 GA PMC
Green highlighted cells exceed the 2013 GB PMC
Blue highlighted cells exceed the 2013 RES DEC
RES DEC = Residential Direct Exposure Criteria
GA PMC = Pollutant Mobility Criteria for GA classified groundwater areas
GB PMC = Pollutant Mobility Criteria for GB classified groundwater areas
NE = Criteria has not been established
NS = Not sampled for this constituent
ug/kg = micrograms per kilogram
ug/l = micrograms per liter
mg/kg = milligrams per kilogram
U = The analyte was not detected above the detection limit
J+ = Result may be biased high
J-= Result may be biased low
J = Result is considered estimated
UJ = The analyte was not detected at a level greater than or equal to the adjusted DL. However, the reported adjusted DL is approximate and may be inaccurate or imprecise.

Table 1
AOC 1 PCB Soil Analytical Data
EC Application

Greenwich High School
10 Hillside Road
Greenwich, CT

Location ID					**AL10-SS176**	**AL13-SB439**	**AL13-SB439**	**AL15-SB480**	**AL15-SB480**	**AL16-SB486**	**AL16-SB486**	**AL16-SB486**	**AL16-SS103**	**AL16-SS103**
Depth Interval					**0 - 0.25 ft**	**2 - 3 ft**	**3 - 4 ft**	**11 - 12 ft**	**7 - 8 ft**	**4 - 5 ft**	**7 - 8 ft**	**8 - 9 ft**	**0 - 0.5 ft**	**0 - 0.5 ft**
Sample ID	**Unit**	**2013 GA PMC**	**2013 GB PMC**	**2013 RES DEC**	**AL10 SS176 0-3**	**AL13-SB439(2-3)070612-1**	**AL13-SB439(3-4)070612-1**	**L15-SB480 (11-12)-071212**	**AL15-SB480 (7-8)-071212-1**	**AL16-SB486 (4-5)-071312-1**	**AL16-SB486 (7-8)-071312-1**	**AL16-SB486 (8-9)-071312-1**	**AL16-SS103-080311**	**AL16-SS103-080511**
Sample Date					**8/11/2011**	**7/6/2012**	**7/6/2012**	**7/12/2012**	**7/12/2012**	**7/13/2012**	**7/13/2012**	**7/13/2012**	**8/3/2011**	**8/5/2011**
SDG					**SB33302**	**SB52371**	**SB52371**	**SB52798**	**SB52798**	**SB52798**	**SB52798**	**SB52798**	**SB32768**	**SB32945**
PCBs														
Aroclor 1248	ug/kg	NE	NE	NE	**1370**	**2440**	< 121 U	**186**	< 57.3 U	**109**	**97.1**	**259**	**5610**	**206**
Aroclor 1254	ug/kg	NE	NE	NE	< 22.6 U	< 22.9 U	< 24.3 U	< 23.3 U	< 28.7 U	< 21.8 U	< 26.2 U	< 28.5 U	< 23.7 U	< 24.6 U
Aroclor 1260	ug/kg	NE	NE	NE	< 22.6 U	**133**	< 24.3 U	< 23.3 U	< 28.7 U	< 21.8 U	< 26.2 U	**32.8**	**251**	**45.3**
Aroclor 1262	ug/kg	NE	NE	NE	< 22.6 U	< 22.9 U	< 24.3 U	< 23.3 U	< 28.7 U	< 21.8 U	< 26.2 U	< 28.5 U	< 23.7 U	< 24.6 U
Aroclor 1268	ug/kg	NE	NE	NE	< 22.6 U	< 22.9 U	< 24.3 U	< 23.3 U	< 28.7 U	< 21.8 U	< 26.2 U	< 28.5 U	< 23.7 U	< 24.6 U
Total PCB Aroclors	ug/kg	NE	NE	1000	**1370**	**2570**	< 121 U	**186**	< 57.3 U	**109**	**97.1**	**291.8**	**5861**	**251**
PCBs-SPLP														
Aroclor 1242	ug/l	NE	NE	NE	NS	NS	NS	NS	NS	NS	NS	NS	NS	NS
Aroclor 1248	ug/l	NE	NE	NE	NS	NS	NS	NS	NS	NS	NS	NS	NS	NS
Aroclor 1260	ug/l	NE	NE	NE	NS	NS	NS	NS	NS	NS	NS	NS	NS	NS
Total PCB Aroclors	ug/l	0.5	5	NE	NS	NS	NS	NS	NS	NS	NS	NS	NS	NS

Notes:
This is a summary table. Only detected analytes are shown.
<0.010 = Not detected above the laboratory reporting limit
Bold = Detected above reporting limit
Yellow highlighted cells exceed the 2013 GA PMC
Green highlighted cells exceed the 2013 GB PMC
Blue highlighted cells exceed the 2013 RES DEC
RES DEC = Residential Direct Exposure Criteria
GA PMC = Pollutant Mobility Criteria for GA classified groundwater areas
GB PMC = Pollutant Mobility Criteria for GB classified groundwater areas
NE = Criteria has not been established
NS = Not sampled for this constituent
ug/kg = micrograms per kilogram
ug/l = micrograms per liter
mg/kg = milligrams per kilogram
U = The analyte was not detected above the detection limit
J+ = Result may be biased high
J-= Result may be biased low
J = Result is considered estimated
UJ = The analyte was not detected at a level greater than or equal to the adjusted DL. However, the reported adjusted DL is approximate and may be inaccurate or imprecise.

Table 1
AOC 1 PCB Soil Analytical Data
EC Application

Greenwich High School
10 Hillside Road
Greenwich, CT

Location ID					**AL17**	**AL17-SB271**	**AL17-SB271**	**AL17-SS104**	**AL17-SS104**	**AL18-SS105**	**AL18-SS105**	**AL19**	**AL19-SB491**	**AL19-SB491**
Depth Interval					**1 - 2 ft**	**2 - 3 ft**	**5 - 6 ft**	**0 - 0.25 ft**	**0 - 0.5 ft**	**0 - 0.25 ft**	**0 - 0.5 ft**	**1.5 - 2 ft**	**13 - 14 ft**	**2 - 3 ft**
Sample ID	**Unit**	**2013 GA PMC**	**2013 GB PMC**	**2013 RES DEC**	**AL17 (1-2)-1**	**AL17-SB271(2-3)-122811-1**	**AL17-SB271(5-6)-122811-1**	**AL17SS104 0-3**	**AL17-SS104-080311**	**AL18SS105 0-3**	**AL18-SS105-080311**	**AL19 (1.5-2.0)-1**	**L19-SB491 (13-14)-071312**	**AL19-SB491 (2-3)-071312-1**
Sample Date					**9/21/2020**	**12/28/2011**	**12/28/2011**	**8/31/2011**	**8/3/2011**	**8/31/2011**	**8/3/2011**	**9/22/2020**	**7/13/2012**	**7/13/2012**
SDG					**20I1104**	**SB41766**	**SB41766**	**SB34491**	**SB32768**	**SB34491**	**SB32768**	**20I1121**	**SB52798**	**SB52798**
PCBs														
Aroclor 1248	ug/kg	NE	NE	NE	**980**	< 445 U	< 26.9 U	< 25.4	**380**	< 23.0	**107**	**120**	**68.0**	**1130**
Aroclor 1254	ug/kg	NE	NE	NE	< 87	< 445 U	< 26.9 U	< 25.4	< 22.2 U	< 23.0	< 23.3 U	< 85	< 46.9 U	< 20.2 U
Aroclor 1260	ug/kg	NE	NE	NE	< 87	< 445 U	< 26.9 U	< 25.4	**30.0**	< 23.0	< 23.3 U	< 85	< 46.9 U	**64.7**
Aroclor 1262	ug/kg	NE	NE	NE	< 87	< 445 U	< 26.9 U	< 25.4	< 22.2 U	< 23.0	< 23.3 U	< 85	< 46.9 U	< 20.2 U
Aroclor 1268	ug/kg	NE	NE	NE	< 87	< 445 U	< 26.9 U	< 25.4	< 22.2 U	< 23.0	< 23.3 U	< 85	< 46.9 U	< 20.2 U
Total PCB Aroclors	ug/kg	NE	NE	1000	**980**	< 445 U	< 26.9 U	< 25.4 U	**410**	< 23.0 U	**107**	**120**	**68**	**1194.7**
PCBs-SPLP														
Aroclor 1242	ug/l	NE	NE	NE	NS	NS	NS	NS	NS	NS	NS	NS	NS	NS
Aroclor 1248	ug/l	NE	NE	NE	NS	NS	NS	NS	NS	NS	NS	NS	NS	NS
Aroclor 1260	ug/l	NE	NE	NE	NS	NS	NS	NS	NS	NS	NS	NS	NS	NS
Total PCB Aroclors	ug/l	0.5	5	NE	NS	NS	NS	NS	NS	NS	NS	NS	NS	NS

Notes:
This is a summary table. Only detected analytes are shown.
<0.010 = Not detected above the laboratory reporting limit
Bold = Detected above reporting limit
Yellow highlighted cells exceed the 2013 GA PMC
Green highlighted cells exceed the 2013 GB PMC
Blue highlighted cells exceed the 2013 RES DEC
RES DEC = Residential Direct Exposure Criteria
GA PMC = Pollutant Mobility Criteria for GA classified groundwater areas
GB PMC = Pollutant Mobility Criteria for GB classified groundwater areas
NE = Criteria has not been established
NS = Not sampled for this constituent
ug/kg = micrograms per kilogram
ug/l = micrograms per liter
mg/kg = milligrams per kilogram
U = The analyte was not detected above the detection limit
J+ = Result may be biased high
J-= Result may be biased low
J = Result is considered estimated
UJ = The analyte was not detected at a level greater than or equal to the adjusted DL. However, the reported adjusted DL is approximate and may be inaccurate or imprecise.

Table 1
AOC 1 PCB Soil Analytical Data
EC Application

Greenwich High School
10 Hillside Road
Greenwich, CT

Location ID					**AL19-SB491**	**AL19-SS106**	**AL20-SB267**	**AL20-SB267**	**AL20-SB267**	**AL20-SS267**	**AL20-SS267**	**AM10-SS107**	**AM10-SS107**	**AM11-SB436**
Depth Interval					**7 - 8 ft**	**0 - 0.5 ft**	**2 - 3 ft**	**3 - 5 ft**	**8 - 9 ft**	**0 - 0.25 ft**	**0 - 0.25 ft**	**0 - 0.25 ft**	**0 - 0.5 ft**	**11.5 - 12.5 ft**
Sample ID	**Unit**	**2013 GA PMC**	**2013 GB PMC**	**2013 RES DEC**	**AL19-SB491 (7-8)-071312-1**	**AL19-SS106-080311**	**AL20-SB267 (2-3)-122811-1**	**AL20-SB267 (3-5)-122811-1**	**AL20-SB267 (8-9)-122811-1**	**AL20-SS267 (0-3)**	**DUPLICATE 19 (0-3)**	**AM10 SS107 0-3**	**AM10-SS107-080411**	**11-SB436(11.5-12.5) 07061**
Sample Date					**7/13/2012**	**8/3/2011**	**12/28/2011**	**12/28/2011**	**12/28/2011**	**8/22/2011**	**8/22/2011**	**8/11/2011**	**8/4/2011**	**7/6/2012**
SDG					**SB52798**	**SB32875**	**SB41712**	**SB41712**	**SB41712**	**SB33952**	**SB33952**	**SB33302**	**SB32875**	**SB52371**
PCBs														
Aroclor 1248	ug/kg	NE	NE	NE	**30.3**	< 21.0 U	< 22.3 U	**797**	< 61.5 U	< 21.5 U	< 28.4 U	**132**	**335**	< 36.2 U
Aroclor 1254	ug/kg	NE	NE	NE	< 20.9 U	< 21.0 U	**417**	< 21.2 U	< 61.5 U	< 21.5 U	< 28.4 U	< 21.7 U	< 21.4 U	< 36.2 U
Aroclor 1260	ug/kg	NE	NE	NE	< 20.9 U	< 21.0 U	**49.1**	< 21.2 U	< 61.5 U	< 21.5 U	< 28.4 U	< 21.7 U	**39.6**	< 36.2 U
Aroclor 1262	ug/kg	NE	NE	NE	< 20.9 U	< 21.0 U	< 22.3 U	**56.1**	< 61.5 U	< 21.5 U	< 28.4 U	< 21.7 U	< 21.4 U	< 36.2 U
Aroclor 1268	ug/kg	NE	NE	NE	< 20.9 U	< 21.0 U	< 22.3 U	< 21.2 U	< 61.5 U	< 21.5 U	< 28.4 U	< 21.7 U	< 21.4 U	< 36.2 U
Total PCB Aroclors	ug/kg	NE	NE	1000	**30.3**	< 21.0 U	**466**	**853**	< 61.5 U	< 21.5 U	< 28.4 U	**132**	**375**	< 36.2 U
PCBs-SPLP														
Aroclor 1242	ug/l	NE	NE	NE	NS	NS	NS	< 0.2 U	NS	NS	NS	NS	NS	NS
Aroclor 1248	ug/l	NE	NE	NE	NS	NS	NS	< 0.2 U	NS	NS	NS	NS	NS	NS
Aroclor 1260	ug/l	NE	NE	NE	NS	NS	NS	< 0.2 U	NS	NS	NS	NS	NS	NS
Total PCB Aroclors	ug/l	0.5	5	NE	NS	NS	NS	< 0.2 U	NS	NS	NS	NS	NS	NS

Notes:
This is a summary table. Only detected analytes are shown.
<0.010 = Not detected above the laboratory reporting limit
Bold = Detected above reporting limit
Yellow highlighted cells exceed the 2013 GA PMC
Green highlighted cells exceed the 2013 GB PMC
Blue highlighted cells exceed the 2013 RES DEC
RES DEC = Residential Direct Exposure Criteria
GA PMC = Pollutant Mobility Criteria for GA classified groundwater areas
GB PMC = Pollutant Mobility Criteria for GB classified groundwater areas
NE = Criteria has not been established
NS = Not sampled for this constituent
ug/kg = micrograms per kilogram
ug/l = micrograms per liter
mg/kg = milligrams per kilogram
U = The analyte was not detected above the detection limit
J+ = Result may be biased high
J-= Result may be biased low
J = Result is considered estimated
UJ = The analyte was not detected at a level greater than or equal to the adjusted DL. However, the reported adjusted DL is approximate and may be inaccurate or imprecise.

Table 1
AOC 1 PCB Soil Analytical Data
EC Application

Greenwich High School
10 Hillside Road
Greenwich, CT

Location ID					**AM11-SB436**	**AM11-SB436**	**AM13**	**AM13**	**AM13**	**AM13-E**	**AM16-SB270**	**AM16-SB270**	**AM16-SS108**	**AM16-SS108**
Depth Interval					**3 - 4 ft**	**6 - 7 ft**	**1 - 1.5 ft**	**2 - 4 ft**	**4 - 5 ft**	**0 - 2 ft**	**4 - 5 ft**	**5 - 6 ft**	**0 - 0.25 ft**	**0 - 0.5 ft**
Sample ID	**Unit**	**2013 GA PMC**	**2013 GB PMC**	**2013 RES DEC**	**AM11-SB436(3-4) 070612-1**	**AM11-SB436(6-7) 070612-1**	**AM13 (1-1.5)-1**	**AM13 (2-4)-1**	**AM13 (4-5)-1**	**AM13-E-071118-1**	**AM16-SB270(4-5)-122811-1**	**AM16-SB270(5-6)-122811-1**	**AM16 SS108 0-3**	**AM16-SS108--080311**
Sample Date					**7/6/2012**	**7/6/2012**	**9/18/2020**	**9/18/2020**	**9/18/2020**	**7/11/2018**	**12/28/2011**	**12/28/2011**	**8/11/2011**	**8/3/2011**
SDG					**SB52371**	**SB52371**	**20I1051**	**20I1051**	**20I1051**	**18G0509**	**SB41766**	**SB41766**	**SB33302**	**SB32768**
PCBs														
Aroclor 1248	ug/kg	NE	NE	NE	**3630**	< 25.0 U	**22000**	**33000**	**13000**	< 87 U	**20100**	**180**	**400**	**2730**
Aroclor 1254	ug/kg	NE	NE	NE	< 20.4 U	< 25.0 U	< 2300	< 4200	< 2100	< 87 U	< 21.8 U	< 27.4 U	< 24.2 U	< 23.2 U
Aroclor 1260	ug/kg	NE	NE	NE	**235**	< 25.0 U	< 2300	< 4200	< 2100	< 87 U	**265**	< 27.4 U	**35.3**	**90.4**
Aroclor 1262	ug/kg	NE	NE	NE	< 20.4 U	< 25.0 U	< 2300	< 4200	< 2100	< 87 U	< 21.8 U	< 27.4 U	< 24.2 U	< 23.2 U
Aroclor 1268	ug/kg	NE	NE	NE	< 20.4 U	< 25.0 U	< 2300	< 4200	< 2100	< 87 U	< 21.8 U	< 27.4 U	< 24.2 U	< 23.2 U
Total PCB Aroclors	ug/kg	NE	NE	1000	**3865**	< 25.0 U	**22000**	**33000**	**13000**	< 87	**20365**	**180**	**435**	**2820**
PCBs-SPLP														
Aroclor 1242	ug/l	NE	NE	NE	NS	NS	NS	NS	NS	NS	NS	NS	NS	NS
Aroclor 1248	ug/l	NE	NE	NE	NS	NS	NS	NS	NS	NS	NS	NS	NS	NS
Aroclor 1260	ug/l	NE	NE	NE	NS	NS	NS	NS	NS	NS	NS	NS	NS	NS
Total PCB Aroclors	ug/l	0.5	5	NE	NS	NS	NS	NS	NS	NS	NS	NS	NS	NS

Notes:
This is a summary table. Only detected analytes are shown.
<0.010 = Not detected above the laboratory reporting limit
Bold = Detected above reporting limit
Yellow highlighted cells exceed the 2013 GA PMC
Green highlighted cells exceed the 2013 GB PMC
Blue highlighted cells exceed the 2013 RES DEC
RES DEC = Residential Direct Exposure Criteria
GA PMC = Pollutant Mobility Criteria for GA classified groundwater areas
GB PMC = Pollutant Mobility Criteria for GB classified groundwater areas
NE = Criteria has not been established
NS = Not sampled for this constituent
ug/kg = micrograms per kilogram
ug/l = micrograms per liter
mg/kg = milligrams per kilogram
U = The analyte was not detected above the detection limit
J+ = Result may be biased high
J-= Result may be biased low
J = Result is considered estimated
UJ = The analyte was not detected at a level greater than or equal to the adjusted DL. However, the reported adjusted DL is approximate and may be inaccurate or imprecise.

Table 1
AOC 1 PCB Soil Analytical Data
EC Application

Greenwich High School
10 Hillside Road
Greenwich, CT

Location ID					**AM17-SS109**	**AM17-SS109**	**AM18-SS110**	**AM18-SS110**	**AM18-SS292**	**AM19-SS111**	**AM20-SS112**	**AM20-SS289**	**AM21-SB386**	**AM21-SB386**
Depth Interval					**0 - 0.25 ft**	**0 - 0.5 ft**	**0 - 0.25 ft**	**0 - 0.5 ft**	**0 - 0.25 ft**	**0 - 0.5 ft**	**0 - 0.5 ft**	**0 - 0.25 ft**	**1 - 2 ft**	**3 - 5 ft**
Sample ID	**Unit**	**2013 GA PMC**	**2013 GB PMC**	**2013 RES DEC**	**AM17SS109 0-3**	**AM17-SS109-080311**	**AM18SS110 0-3**	**AM18-SS110-080311**	**AM18SS292 0-3-082311**	**AM19-SS111-080311**	**AM20-SS112-080311**	**AM20SS289 0-3-082311**	**V-AM21-SB386 (1-2)-06261**	**V-AM21-SB386 (3-5)-06261**
Sample Date					**8/31/2011**	**8/3/2011**	**8/31/2011**	**8/3/2011**	**8/23/2011**	**8/3/2011**	**8/3/2011**	**8/23/2011**	**6/26/2012**	**6/26/2012**
SDG					**SB34491**	**SB32768**	**SB34491**	**SB32768**	**SB34022**	**SB32768**	**SB32768**	**SB34022**	**SB51819**	**SB51819**
PCBs														
Aroclor 1248	ug/kg	NE	NE	NE	**221**	**326**	< 24.3	**424**	**194**	**206**	**67.0**	< 24.9 U	< 21.0 U	**260**
Aroclor 1254	ug/kg	NE	NE	NE	< 22.8	< 21.9 U	< 24.3	< 22.4 U	< 23.9 U	< 22.4 U	< 20.3 U	< 24.9 U	< 21.0 U	< 21.5 U
Aroclor 1260	ug/kg	NE	NE	NE	< 22.8	**25.2**	< 24.3	**24.7**	< 23.9 U	**24.7**	< 20.3 U	< 24.9 U	< 21.0 U	< 21.5 U
Aroclor 1262	ug/kg	NE	NE	NE	< 22.8	< 21.9 U	< 24.3	< 22.4 U	< 23.9 U	< 22.4 U	< 20.3 U	< 24.9 U	< 21.0 U	< 21.5 U
Aroclor 1268	ug/kg	NE	NE	NE	< 22.8	< 21.9 U	< 24.3	< 22.4 U	< 23.9 U	< 22.4 U	< 20.3 U	< 24.9 U	< 21.0 U	< 21.5 U
Total PCB Aroclors	ug/kg	NE	NE	1000	**221**	**351**	< 24.3 U	**449**	**194**	**231**	**67.0**	< 24.9 U	< 21.0 U	**260**
PCBs-SPLP														
Aroclor 1242	ug/l	NE	NE	NE	NS	NS	NS	NS	NS	NS	NS	NS	NS	NS
Aroclor 1248	ug/l	NE	NE	NE	NS	NS	NS	NS	NS	NS	NS	NS	NS	NS
Aroclor 1260	ug/l	NE	NE	NE	NS	NS	NS	NS	NS	NS	NS	NS	NS	NS
Total PCB Aroclors	ug/l	0.5	5	NE	NS	NS	NS	NS	NS	NS	NS	NS	NS	NS

Notes:
This is a summary table. Only detected analytes are shown.
<0.010 = Not detected above the laboratory reporting limit
Bold = Detected above reporting limit
Yellow highlighted cells exceed the 2013 GA PMC
Green highlighted cells exceed the 2013 GB PMC
Blue highlighted cells exceed the 2013 RES DEC
RES DEC = Residential Direct Exposure Criteria
GA PMC = Pollutant Mobility Criteria for GA classified groundwater areas
GB PMC = Pollutant Mobility Criteria for GB classified groundwater areas
NE = Criteria has not been established
NS = Not sampled for this constituent
ug/kg = micrograms per kilogram
ug/l = micrograms per liter
mg/kg = milligrams per kilogram
U = The analyte was not detected above the detection limit
J+ = Result may be biased high
J-= Result may be biased low
J = Result is considered estimated
UJ = The analyte was not detected at a level greater than or equal to the adjusted DL. However, the reported adjusted DL is approximate and may be inaccurate or imprecise.

Table 1
AOC 1 PCB Soil Analytical Data
EC Application

Greenwich High School
10 Hillside Road
Greenwich, CT

Location ID					**AM21-SB386**	**AM21-SB386**	**AM21-SS113**	**AM21-SS268**	**AM22-SB304**	**AM22-SB304**	**AN10-SS175**	**AN11**	**AN11**	**AN11**
Depth Interval					**6 - 7 ft**	**6 - 7 ft**	**0 - 0.5 ft**	**0 - 0.25 ft**	**5 - 6 ft**	**6 - 7 ft**	**0 - 0.25 ft**	**1 - 1.5 ft**	**2 - 4 ft**	**4 - 5 ft**
Sample ID	**Unit**	**2013 GA PMC**	**2013 GB PMC**	**2013 RES DEC**	**V-AM21-SB386 (6-7)-06261**	**V-AM21-SB386 (6-7)-06261**	**AM21-SS113-080311**	**AM21-SS268 (0-3)**	**AM22-SB304(5-6)-021612-1**	**AM22-SB304(6-7)-021612-1**	**AN10 SS175 0-3**	**AN11 (1-1.5)-1**	**AN11 (2-4)-1**	**AN11 (4-5)-1**
Sample Date					**6/26/2012**	**6/26/2012**	**8/3/2011**	**8/22/2011**	**2/16/2012**	**2/16/2012**	**8/11/2011**	**9/18/2020**	**9/18/2020**	**9/18/2020**
SDG					**SB51819**	**SB51819**	**SB32768**	**SB33952**	**SB44035**	**SB44035**	**SB33302**	**20I1051**	**20I1051**	**20I1051**
PCBs														
Aroclor 1248	ug/kg	NE	NE	NE	< 21.3 U	< 22.0 U	**207 J**	**80.9**	< 29.2 U	< 28.5 U	**92.3**	**2000**	**1000**	**16000**
Aroclor 1254	ug/kg	NE	NE	NE	< 21.3 U	< 22.0 U	< 20.9 U	< 23.8 U	< 29.2 U	< 28.5 U	< 22.5 U	< 97	< 86	< 2100
Aroclor 1260	ug/kg	NE	NE	NE	< 21.3 U	< 22.0 U	< 20.9 U	< 23.8 U	< 29.2 U	< 28.5 U	< 22.5 U	< 97	< 86	< 2100
Aroclor 1262	ug/kg	NE	NE	NE	< 21.3 U	< 22.0 U	< 20.9 U	< 23.8 U	< 29.2 U	< 28.5 U	< 22.5 U	< 97	< 86	< 2100
Aroclor 1268	ug/kg	NE	NE	NE	< 21.3 U	< 22.0 U	< 20.9 U	< 23.8 U	< 29.2 U	< 28.5 U	< 22.5 U	< 97	< 86	< 2100
Total PCB Aroclors	ug/kg	NE	NE	1000	< 21.3 U	< 22.0 U	**207**	**80.9**	< 29.2 U	< 28.5 U	**92.3**	**2000**	**1000**	**16000**
PCBs-SPLP														
Aroclor 1242	ug/l	NE	NE	NE	NS	NS	NS	NS	NS	NS	NS	NS	NS	NS
Aroclor 1248	ug/l	NE	NE	NE	NS	NS	NS	NS	NS	NS	NS	NS	NS	NS
Aroclor 1260	ug/l	NE	NE	NE	NS	NS	NS	NS	NS	NS	NS	NS	NS	NS
Total PCB Aroclors	ug/l	0.5	5	NE	NS	NS	NS	NS	NS	NS	NS	NS	NS	NS

Notes:
This is a summary table. Only detected analytes are shown.
<0.010 = Not detected above the laboratory reporting limit
Bold = Detected above reporting limit
Yellow highlighted cells exceed the 2013 GA PMC
Green highlighted cells exceed the 2013 GB PMC
Blue highlighted cells exceed the 2013 RES DEC
RES DEC = Residential Direct Exposure Criteria
GA PMC = Pollutant Mobility Criteria for GA classified groundwater areas
GB PMC = Pollutant Mobility Criteria for GB classified groundwater areas
NE = Criteria has not been established
NS = Not sampled for this constituent
ug/kg = micrograms per kilogram
ug/l = micrograms per liter
mg/kg = milligrams per kilogram
U = The analyte was not detected above the detection limit
J+ = Result may be biased high
J-= Result may be biased low
J = Result is considered estimated
UJ = The analyte was not detected at a level greater than or equal to the adjusted DL. However, the reported adjusted DL is approximate and may be inaccurate or imprecise.

Table 1
AOC 1 PCB Soil Analytical Data
EC Application

Greenwich High School
10 Hillside Road
Greenwich, CT

Location ID					**AN12**	**AN12**	**AN12**	**AN13-SB437**	**AN13-SB437**	**AN14.5**	**AN14.5**	**AN14.5**	**AN14.5**	**AN15-SB438**
Depth Interval					**1 - 1.5 ft**	**2 - 4 ft**	**4 - 5 ft**	**1.5 - 3 ft**	**11.5 - 12.5 ft**	**1 - 1.5 ft**	**2 - 4 ft**	**4 - 5 ft**	**5 - 6 ft**	**11.5 - 12.5 ft**
Sample ID	**Unit**	**2013 GA PMC**	**2013 GB PMC**	**2013 RES DEC**	**AN12 (1-1.5)-1**	**AN12 (2-4)-1**	**AN12 (4-5)-1**	**AN13-SB437(1.5-3)070612-1**	**13-SB437(11.5-12.5)07061**	**AN14.5 (1-1.5)-1**	**AN14.5 (2-4)-1**	**AN14.5 (4-5)-1**	**AN14.5 (5-6)-1**	**15-SB438(11.5-12.5)07061**
Sample Date					**9/18/2020**	**9/18/2020**	**9/18/2020**	**7/6/2012**	**7/6/2012**	**9/18/2020**	**9/18/2020**	**9/18/2020**	**9/18/2020**	**7/6/2012**
SDG					**20I1051**	**20I1051**	**20I1051**	**SB52371**	**SB52371**	**20I1050**	**20I1050**	**20I1050**	**20J0701**	**SB52371**
PCBs														
Aroclor 1248	ug/kg	NE	NE	NE	**630**	**100000**	**210**	**3460000**	**4170**	**2500**	< 93000	< 22000	< 110	< 187 U
Aroclor 1254	ug/kg	NE	NE	NE	< 85	< 9200	< 110	< 24100 U	< 23.3 U	< 450	< 93000	< 22000	< 110	< 187 U
Aroclor 1260	ug/kg	NE	NE	NE	< 85	< 9200	< 110	**58900**	< 23.3 U	< 450	< 93000	< 22000	< 110	< 37.3 U
Aroclor 1262	ug/kg	NE	NE	NE	< 85	< 9200	< 110	< 24100 U	< 23.3 U	< 450	< 93000	< 22000	< 110	< 37.3 U
Aroclor 1268	ug/kg	NE	NE	NE	< 85	< 9200	< 110	< 24100 U	< 23.3 U	< 450	< 93000	< 22000	< 110	< 37.3 U
Total PCB Aroclors	ug/kg	NE	NE	1000	**630**	**100000**	**210**	**3520000**	**4170**	**2500**	**540000**	**180000**	**390**	< 187 U
PCBs-SPLP														
Aroclor 1242	ug/l	NE	NE	NE	NS	NS	NS	NS	NS	NS	NS	NS	NS	NS
Aroclor 1248	ug/l	NE	NE	NE	NS	NS	NS	NS	NS	NS	NS	NS	NS	NS
Aroclor 1260	ug/l	NE	NE	NE	NS	NS	NS	NS	NS	NS	NS	NS	NS	NS
Total PCB Aroclors	ug/l	0.5	5	NE	NS	NS	NS	NS	NS	NS	NS	NS	NS	NS

Notes:
This is a summary table. Only detected analytes are shown.
<0.010 = Not detected above the laboratory reporting limit
Bold = Detected above reporting limit
Yellow highlighted cells exceed the 2013 GA PMC
Green highlighted cells exceed the 2013 GB PMC
Blue highlighted cells exceed the 2013 RES DEC
RES DEC = Residential Direct Exposure Criteria
GA PMC = Pollutant Mobility Criteria for GA classified groundwater areas
GB PMC = Pollutant Mobility Criteria for GB classified groundwater areas
NE = Criteria has not been established
NS = Not sampled for this constituent
ug/kg = micrograms per kilogram
ug/l = micrograms per liter
mg/kg = milligrams per kilogram
U = The analyte was not detected above the detection limit
J+ = Result may be biased high
J-= Result may be biased low
J = Result is considered estimated
UJ = The analyte was not detected at a level greater than or equal to the adjusted DL. However, the reported adjusted DL is approximate and may be inaccurate or imprecise.

Table 1
AOC 1 PCB Soil Analytical Data
EC Application

Greenwich High School
10 Hillside Road
Greenwich, CT

Location ID					**AN15-SB438**	**AN15-SB438**	**AN16**	**AN16-SS114**	**AN16-SS114**	**AN17**	**AN17-SB481**	**AN17-SB481**	**AN17-SB481**	**AN17-SS115**
Depth Interval					**3 - 4 ft**	**5.3 - 5.6 ft**	**1.5 - 2 ft**	**0 - 0.25 ft**	**0 - 0.5 ft**	**1.5 - 2 ft**	**12 - 13 ft**	**4 - 5 ft**	**7 - 8 ft**	**0 - 0.25 ft**
Sample ID	**Unit**	**2013 GA PMC**	**2013 GB PMC**	**2013 RES DEC**	**AN15-SB438(3-4)070612-1**	**N15-SB438(5.3-5.6)070612**	**AN16 (1.5-2)-1**	**AN16SS114 0-3**	**AN16-SS114-080311**	**AN17 (1.5-2)-1**	**AN17-SB481 (12-13)71212-**	**AN17-SB481 (4-5)71212-1**	**AN17-SB481 (7-8)71212-1**	**AN17SS115 0-3**
Sample Date					**7/6/2012**	**7/6/2012**	**9/21/2020**	**8/31/2011**	**8/3/2011**	**9/21/2020**	**7/12/2012**	**7/12/2012**	**7/12/2012**	**8/31/2011**
SDG					**SB52371**	**SB52371**	**20I1104**	**SB34491**	**SB32768**	**20I1104**	**SB52747**	**SB52747**	**SB52747**	**SB34491**
PCBs														
Aroclor 1248	ug/kg	NE	NE	NE	**2580**	**1190**	**970**	< 24.3	**322**	**260**	**275**	**1070**	**2000**	**244**
Aroclor 1254	ug/kg	NE	NE	NE	**1900**	**834**	< 91	< 24.3	< 22.1 U	< 90	< 50.4 U	< 22.5 U	< 27.9 U	< 24.3
Aroclor 1260	ug/kg	NE	NE	NE	**176**	**38.5**	< 91	< 24.3	< 22.1 U	< 90	< 50.4 U	**74.4**	**124**	< 24.3
Aroclor 1262	ug/kg	NE	NE	NE	< 27.6 U	< 22.6 U	< 91	< 24.3	< 22.1 U	< 90	< 50.4 U	< 22.5 U	< 27.9 U	**34.1**
Aroclor 1268	ug/kg	NE	NE	NE	< 27.6 U	< 22.6 U	< 91	< 24.3	< 22.1 U	< 90	< 50.4 U	< 22.5 U	< 27.9 U	< 24.3
Total PCB Aroclors	ug/kg	NE	NE	1000	**4660**	**2060**	**970**	< 24.3 U	**322**	**260**	**275**	**1144.4**	**2124**	**278**
PCBs-SPLP														
Aroclor 1242	ug/l	NE	NE	NE	NS	NS	NS	NS	NS	NS	NS	NS	NS	NS
Aroclor 1248	ug/l	NE	NE	NE	NS	NS	NS	NS	NS	NS	NS	NS	NS	NS
Aroclor 1260	ug/l	NE	NE	NE	NS	NS	NS	NS	NS	NS	NS	NS	NS	NS
Total PCB Aroclors	ug/l	0.5	5	NE	NS	NS	NS	NS	NS	NS	NS	NS	NS	NS

Notes:
This is a summary table. Only detected analytes are shown.
<0.010 = Not detected above the laboratory reporting limit
Bold = Detected above reporting limit
Yellow highlighted cells exceed the 2013 GA PMC
Green highlighted cells exceed the 2013 GB PMC
Blue highlighted cells exceed the 2013 RES DEC
RES DEC = Residential Direct Exposure Criteria
GA PMC = Pollutant Mobility Criteria for GA classified groundwater areas
GB PMC = Pollutant Mobility Criteria for GB classified groundwater areas
NE = Criteria has not been established
NS = Not sampled for this constituent
ug/kg = micrograms per kilogram
ug/l = micrograms per liter
mg/kg = milligrams per kilogram
U = The analyte was not detected above the detection limit
J+ = Result may be biased high
J-= Result may be biased low
J = Result is considered estimated
UJ = The analyte was not detected at a level greater than or equal to the adjusted DL. However, the reported adjusted DL is approximate and may be inaccurate or imprecise.

Table 1
AOC 1 PCB Soil Analytical Data
EC Application

Location ID	Unit	2013 GA PMC	2013 GB PMC	2013 RES DEC	AN17-SS115	AN18-SB129	AN18-SB129	AN18-SB129	AN18-SS116	AN19-SS117	AN19-SS117	AN20-SS118	AN21-SS119	AN22-SS269
Depth Interval					0 - 0.5 ft	1 - 2 ft	12 - 13 ft	6 - 7 ft	0 - 0.5 ft	0 - 0.5 ft	0 - 0.5 ft	0 - 0.5 ft	0 - 0.5 ft	0 - 0.25 ft
Sample ID					AN17-SS115-080311	AN18 SB129 1-2	AN18 SB129 12-13	AN18 SB129 6-7	AV28-SS136	AN19-SS117-080311	AN19-SS117-080511	AN20-SS118-080311	AN21-SS119-080311	AN22-SS269 (0-3)
Sample Date					8/3/2011	8/10/2011	8/10/2011	8/10/2011	8/3/2011	8/3/2011	8/5/2011	8/3/2011	8/3/2011	8/22/2011
SDG					SB32768	SB33308	SB33308	SB33308	SB32768	SB32768	SB32945	SB32768	SB32768	SB33952
PCBs														
Aroclor 1248	ug/kg	NE	NE	NE	**181**	< 20.7 U	< 53.4 U	< 31.7 U	**273**	< 25.6 U	< 23.8 U	< 22.5 U	**257**	< 24.0 U
Aroclor 1254	ug/kg	NE	NE	NE	< 24.8 U	< 20.7 U	< 53.4 U	< 31.7 U	< 23.6 U	< 25.6 U	< 23.8 U	< 22.5 U	< 21.5 U	< 24.0 U
Aroclor 1260	ug/kg	NE	NE	NE	< 24.8 U	< 20.7 U	< 53.4 U	< 31.7 U	< 23.6 U	< 25.6 U	< 23.8 U	< 22.5 U	< 21.5 U	< 24.0 U
Aroclor 1262	ug/kg	NE	NE	NE	< 24.8 U	< 20.7 U	< 53.4 U	< 31.7 U	< 23.6 U	< 25.6 U	< 23.8 U	< 22.5 U	< 21.5 U	< 24.0 U
Aroclor 1268	ug/kg	NE	NE	NE	< 24.8 U	< 20.7 U	< 53.4 U	< 31.7 U	< 23.6 U	< 25.6 U	< 23.8 U	< 22.5 U	< 21.5 U	< 24.0 U
Total PCB Aroclors	ug/kg	NE	NE	1000	**181**	< 20.7 U	< 53.4 U	< 31.7 U	**273**	< 25.6 U	< 23.8 U	< 22.5 U	**257**	< 24.0 U
PCBs-SPLP														
Aroclor 1242	ug/l	NE	NE	NE	NS	NS	NS	NS	NS	NS	NS	NS	NS	NS
Aroclor 1248	ug/l	NE	NE	NE	NS	NS	NS	NS	NS	NS	NS	NS	NS	NS
Aroclor 1260	ug/l	NE	NE	NE	NS	NS	NS	NS	NS	NS	NS	NS	NS	NS
Total PCB Aroclors	ug/l	0.5	5	NE	NS	NS	NS	NS	NS	NS	NS	NS	NS	NS

Notes:
This is a summary table. Only detected analytes are shown.
<0.010 = Not detected above the laboratory reporting limit
Bold = Detected above reporting limit
Yellow highlighted cells exceed the 2013 GA PMC
Green highlighted cells exceed the 2013 GB PMC
Blue highlighted cells exceed the 2013 RES DEC
RES DEC = Residential Direct Exposure Criteria
GA PMC = Pollutant Mobility Criteria for GA classified groundwater areas
GB PMC = Pollutant Mobility Criteria for GB classified groundwater areas
NE = Criteria has not been established
NS = Not sampled for this constituent
ug/kg = micrograms per kilogram
ug/l = micrograms per liter
mg/kg = milligrams per kilogram
U = The analyte was not detected above the detection limit
J+ = Result may be biased high
J-= Result may be biased low
J = Result is considered estimated
UJ = The analyte was not detected at a level greater than or equal to the adjusted DL. However, the reported adjusted DL is approximate and may be inaccurate or imprecise.

Table 1
AOC 1 PCB Soil Analytical Data
EC Application

Greenwich High School
10 Hillside Road
Greenwich, CT

Location ID					**AN23-SS120**	**AN23-SS120**	**AO10-SS121**	**AO10-SS121**	**AO13**	**AO13**	**AO13**	**AO13**	**AO16-SS294**	**AO18-SS293**
Depth Interval					**0 - 0.25 ft**	**0 - 0.5 ft**	**0 - 0.5 ft**	**0 - 0.5 ft**	**1 - 1.5 ft**	**2 - 4 ft**	**4 - 5 ft**	**5 - 6 ft**	**0 - 0.25 ft**	**0 - 0.25 ft**
Sample ID	**Unit**	**2013 GA PMC**	**2013 GB PMC**	**2013 RES DEC**	**AN23SS120 0-3**	**AN23-SS120-080311**	**DUPLICATE-3-080411**	**AO10-SS121**	**AO13 (1-1.5)-1**	**AO13 (2-4)-1**	**AO13 (4-5)-1**	**AO13 (5-6)-1**	**AO16SS294 0-3-082311**	**AO18SS293 0-3-082311**
Sample Date					**8/31/2011**	**8/3/2011**	**8/4/2011**	**8/4/2011**	**9/18/2020**	**9/18/2020**	**9/18/2020**	**9/18/2020**	**8/23/2011**	**8/23/2011**
SDG					**SB34491**	**SB32875**	**SB32875**	**SB32875**	**20I1051**	**20I1051**	**20I1051**	**20J0701**	**SB34022**	**SB34022**
PCBs														
Aroclor 1248	ug/kg	NE	NE	NE	**290**	**461**	< 22.0 U	< 22.1 U	**730**	**2200**	**170000**	< 120	< 24.4 U	< 26.7 U
Aroclor 1254	ug/kg	NE	NE	NE	< 22.0	< 20.5 U	< 22.0 U	< 22.1 U	< 90	< 100	< 18000	< 120	< 24.4 U	< 26.7 U
Aroclor 1260	ug/kg	NE	NE	NE	< 22.0	< 20.5 U	< 22.0 U	< 22.1 U	< 90	< 100	< 18000	< 120	< 24.4 U	< 26.7 U
Aroclor 1262	ug/kg	NE	NE	NE	< 22.0	< 20.5 U	< 22.0 U	< 22.1 U	< 90	< 100	< 18000	< 120	< 24.4 U	< 26.7 U
Aroclor 1268	ug/kg	NE	NE	NE	< 22.0	< 20.5 U	< 22.0 U	< 22.1 U	< 90	< 100	< 18000	< 120	< 24.4 U	< 26.7 U
Total PCB Aroclors	ug/kg	NE	NE	1000	**290**	**461**	< 22.0 U	< 22.1 U	**730**	**2200**	**170000**	< 120	< 24.4 U	< 26.7 U
PCBs-SPLP														
Aroclor 1242	ug/l	NE	NE	NE	NS	NS	NS	NS	NS	NS	NS	NS	NS	NS
Aroclor 1248	ug/l	NE	NE	NE	NS	NS	NS	NS	NS	NS	NS	NS	NS	NS
Aroclor 1260	ug/l	NE	NE	NE	NS	NS	NS	NS	NS	NS	NS	NS	NS	NS
Total PCB Aroclors	ug/l	0.5	5	NE	NS	NS	NS	NS	NS	NS	NS	NS	NS	NS

Notes:
This is a summary table. Only detected analytes are shown.
<0.010 = Not detected above the laboratory reporting limit
Bold = Detected above reporting limit
Yellow highlighted cells exceed the 2013 GA PMC
Green highlighted cells exceed the 2013 GB PMC
Blue highlighted cells exceed the 2013 RES DEC
RES DEC = Residential Direct Exposure Criteria
GA PMC = Pollutant Mobility Criteria for GA classified groundwater areas
GB PMC = Pollutant Mobility Criteria for GB classified groundwater areas
NE = Criteria has not been established
NS = Not sampled for this constituent
ug/kg = micrograms per kilogram
ug/l = micrograms per liter
mg/kg = milligrams per kilogram
U = The analyte was not detected above the detection limit
J+ = Result may be biased high
J-= Result may be biased low
J = Result is considered estimated
UJ = The analyte was not detected at a level greater than or equal to the adjusted DL. However, the reported adjusted DL is approximate and may be inaccurate or imprecise.

Table 1
AOC 1 PCB Soil Analytical Data
EC Application

Greenwich High School
10 Hillside Road
Greenwich, CT

Location ID	Unit	2013 GA PMC	2013 GB PMC	2013 RES DEC	AO19-SB489	AO19-SB489	AO19-SB489	AO20-SS286	AO21	AO21-SB482	AO21-SB482	AO22-SS282	AO23-SS330	AO24-SS270
Depth Interval					13 - 14 ft	3 - 4 ft	5 - 6 ft	0 - 0.25 ft	1.5 - 2 ft	3 - 4 ft	6 - 7 ft	0 - 0.25 ft	0 - 0.25 ft	0 - 0.25 ft
Sample ID					O19-SB489 (13-14)-071312	AO19-SB489 (3-4)-071312-	AO19-SB489 (5-6)-071312-1	AO20SS286 0-3-082311	AO21 (1.5-2)-1	AO21-SB482 (3-4)-071212-	AO21-SB482 (6-7)-071212-1	AO22SS282 0-3-082311	AO23SS330 0-3	AO24-SS270 (0-3)
Sample Date					7/13/2012	7/13/2012	7/13/2012	8/23/2011	9/21/2020	7/12/2012	7/12/2012	8/23/2011	8/31/2011	8/22/2011
SDG					SB52798	SB52798	SB52798	SB34022	20I1104	SB52798	SB52798	SB34022	SB34491	SB33952
PCBs														
Aroclor 1248	ug/kg	NE	NE	NE	**1510**	**138**	**85600**	< 23.9 U	< 85	**548**	< 2770 U	< 24.2 U	< 23.5	< 23.3 U
Aroclor 1254	ug/kg	NE	NE	NE	< 63.0 U	< 22.4 U	< 20.4 U	< 23.9 U	< 85	< 20.9 U	< 2770 U	< 24.2 U	< 23.5	< 23.3 U
Aroclor 1260	ug/kg	NE	NE	NE	< 63.0 U	< 22.4 U	**1510**	< 23.9 U	< 85	< 20.9 U	**16200**	< 24.2 U	< 23.5	< 23.3 U
Aroclor 1262	ug/kg	NE	NE	NE	< 63.0 U	< 22.4 U	< 20.4 U	< 23.9 U	< 85	< 20.9 U	< 2770 U	< 24.2 U	< 23.5	< 23.3 U
Aroclor 1268	ug/kg	NE	NE	NE	< 63.0 U	< 22.4 U	< 20.4 U	< 23.9 U	< 85	< 20.9 U	< 2770 U	< 24.2 U	< 23.5	< 23.3 U
Total PCB Aroclors	ug/kg	NE	NE	1000	**1510**	**138**	**87110**	< 23.9 U	< 85	**548**	**16200**	< 24.2 U	< 23.5 U	< 23.3 U
PCBs-SPLP														
Aroclor 1242	ug/l	NE	NE	NE	NS	NS	NS	NS	NS	NS	NS	NS	NS	NS
Aroclor 1248	ug/l	NE	NE	NE	NS	NS	NS	NS	NS	NS	NS	NS	NS	NS
Aroclor 1260	ug/l	NE	NE	NE	NS	NS	NS	NS	NS	NS	NS	NS	NS	NS
Total PCB Aroclors	ug/l	0.5	5	NE	NS	NS	NS	NS	NS	NS	NS	NS	NS	NS

Notes:
This is a summary table. Only detected analytes are shown.
<0.010 = Not detected above the laboratory reporting limit
Bold = Detected above reporting limit
Yellow highlighted cells exceed the 2013 GA PMC
Green highlighted cells exceed the 2013 GB PMC
Blue highlighted cells exceed the 2013 RES DEC
RES DEC = Residential Direct Exposure Criteria
GA PMC = Pollutant Mobility Criteria for GA classified groundwater areas
GB PMC = Pollutant Mobility Criteria for GB classified groundwater areas
NE = Criteria has not been established
NS = Not sampled for this constituent
ug/kg = micrograms per kilogram
ug/l = micrograms per liter
mg/kg = milligrams per kilogram
U = The analyte was not detected above the detection limit
J+ = Result may be biased high
J-= Result may be biased low
J = Result is considered estimated
UJ = The analyte was not detected at a level greater than or equal to the adjusted DL. However, the reported adjusted DL is approximate and may be inaccurate or imprecise.

Table 1
AOC 1 PCB Soil Analytical Data
EC Application

Greenwich High School
10 Hillside Road
Greenwich, CT

Location ID					**AO25-SS122**	**AP11-SB277**	**AP11-SB277**	**AP13**	**AP13**	**AP13**	**AP13**	**AP14-E**	**AP14-E**	**AP14-SB435**
Depth Interval					**0 - 0.5 ft**	**2.5 - 4 ft**	**4 - 5 ft**	**1 - 1.5 ft**	**2 - 4 ft**	**2 - 4 ft**	**4 - 5 ft**	**0 - 2 ft**	**0 - 2 ft**	**11.5 - 12.5 ft**
Sample ID	**Unit**	**2013 GA PMC**	**2013 GB PMC**	**2013 RES DEC**	**AO25-SS122-080311**	**AP11-SB277(2.5-4)-122911-**	**AP11-SB277(4-5)-122911-1**	**AP13 (1-1.5)-1**	**AP13 (2-4)-1**	**AP13 (2-4)-2**	**AP13 (4-5)-1**	**DUP 20180711-E**	**AP14-E-071118-1**	**14-SB435 (11.5-12.5) 07051**
Sample Date					**8/3/2011**	**12/29/2011**	**12/29/2011**	**9/18/2020**	**9/18/2020**	**9/18/2020**	**9/18/2020**	**7/11/2018**	**7/11/2018**	**7/5/2012**
SDG					**SB32875**	**SB41766**	**SB41766**	**20I1052**	**20I1052**	**20I1052**	**20I1052**	**18G0509**	**18G0509**	**SB52371**
PCBs														
Aroclor 1248	ug/kg	NE	NE	NE	**58.8**	**336**	< 29.8 U	**630**	**18000**	**7300**	**5000**	< 86 U	< 87 U	**267**
Aroclor 1254	ug/kg	NE	NE	NE	< 20.6 U	< 21.2 U	< 29.8 U	< 85	< 1800	< 850	< 430	< 86 U	**330**	< 27.8 U
Aroclor 1260	ug/kg	NE	NE	NE	< 20.6 U	< 21.2 U	< 29.8 U	< 85	< 1800	< 850	< 430	< 86 U	**280**	< 27.8 U
Aroclor 1262	ug/kg	NE	NE	NE	< 20.6 U	< 21.2 U	< 29.8 U	< 85	< 1800	< 850	< 430	< 86 U	< 87 U	< 27.8 U
Aroclor 1268	ug/kg	NE	NE	NE	< 20.6 U	< 21.2 U	< 29.8 U	< 85	< 1800	< 850	< 430	< 86 U	< 87 U	< 27.8 U
Total PCB Aroclors	ug/kg	NE	NE	1000	**58.8**	**336**	< 29.8 U	**630**	**18000**	**7300**	**5000**	**260**	**610**	**267**
PCBs-SPLP														
Aroclor 1242	ug/l	NE	NE	NE	NS	NS	NS	NS	NS	NS	NS	NS	NS	NS
Aroclor 1248	ug/l	NE	NE	NE	NS	NS	NS	NS	NS	NS	NS	NS	NS	NS
Aroclor 1260	ug/l	NE	NE	NE	NS	NS	NS	NS	NS	NS	NS	NS	NS	NS
Total PCB Aroclors	ug/l	0.5	5	NE	NS	NS	NS	NS	NS	NS	NS	NS	NS	NS

Notes:
This is a summary table. Only detected analytes are shown.
<0.010 = Not detected above the laboratory reporting limit
Bold = Detected above reporting limit
Yellow highlighted cells exceed the 2013 GA PMC
Green highlighted cells exceed the 2013 GB PMC
Blue highlighted cells exceed the 2013 RES DEC
RES DEC = Residential Direct Exposure Criteria
GA PMC = Pollutant Mobility Criteria for GA classified groundwater areas
GB PMC = Pollutant Mobility Criteria for GB classified groundwater areas
NE = Criteria has not been established
NS = Not sampled for this constituent
ug/kg = micrograms per kilogram
ug/l = micrograms per liter
mg/kg = milligrams per kilogram
U = The analyte was not detected above the detection limit
J+ = Result may be biased high
J-= Result may be biased low
J = Result is considered estimated
UJ = The analyte was not detected at a level greater than or equal to the adjusted DL. However, the reported adjusted DL is approximate and may be inaccurate or imprecise.

Table 1
AOC 1 PCB Soil Analytical Data
EC Application

Greenwich High School
10 Hillside Road
Greenwich, CT

Location ID					AP14-SB435	AP14-SB435	AP15-E	AP16	AP16-SB269	AP16-SB269	AP16-SS123	AP17-SB478	AP17-SB478	AP17-SB478
Depth Interval					2.5 - 3 ft	5 - 6 ft	0 - 2 ft	1.5 - 2 ft	4 - 5 ft	5 - 6 ft	0 - 0.5 ft	12 - 13 ft	3 - 4 ft	6 - 7 ft
Sample ID	Unit	2013 GA PMC	2013 GB PMC	2013 RES DEC	AP14-SB435(2.5-3) 070512-	AP14-SB435(5-6)070512-1	AP15-E-071118-1	AP16 (1.5-2)-1	AP16-SB269 (4-5)-122811-1	AP16-SB269 (5-6)-122811-1	AP16-SS123-080311	AP17-SB478 (12-13)71212-1	AP17-SB478 (3-4)71212-1	AP17-SB478 (6-7)71212-1
Sample Date					7/5/2012	7/5/2012	7/11/2018	9/21/2020	12/28/2011	12/28/2011	8/3/2011	7/12/2012	7/12/2012	7/12/2012
SDG					SB52371	SB52371	18G0509	20I1104	SB41712	SB41712	SB32768	SB52747	SB52747	SB52747
PCBs														
Aroclor 1248	ug/kg	NE	NE	NE	**321000**	**525**	< 90 U	< 92	**6170**	< 26.6 U	**173**	**105**	**818**	**645**
Aroclor 1254	ug/kg	NE	NE	NE	< 2150 U	< 24.6 U	< 90 U	< 92	< 20.5 U	< 26.6 U	< 24.3 U	< 37.3 U	< 22.1 U	< 20.9 U
Aroclor 1260	ug/kg	NE	NE	NE	**6990**	< 24.6 U	< 90 U	< 92	**247**	< 26.6 U	< 24.3 U	< 37.3 U	**78.6**	**39.7**
Aroclor 1262	ug/kg	NE	NE	NE	< 2150 U	< 24.6 U	< 90 U	< 92	< 20.5 U	< 26.6 U	< 24.3 U	< 37.3 U	< 22.1 U	< 20.9 U
Aroclor 1268	ug/kg	NE	NE	NE	< 2150 U	< 24.6 U	< 90 U	< 92	< 20.5 U	< 26.6 U	< 24.3 U	< 37.3 U	< 22.1 U	< 20.9 U
Total PCB Aroclors	ug/kg	NE	NE	1000	**328000**	**525**	< 90	< 92	**6417**	< 26.6 U	**173**	**105**	**897**	**684.7**
PCBs-SPLP														
Aroclor 1242	ug/l	NE	NE	NE	NS	NS	NS	NS	< 0.211 U	NS	NS	NS	NS	NS
Aroclor 1248	ug/l	NE	NE	NE	NS	NS	NS	NS	**1.35**	NS	NS	NS	NS	NS
Aroclor 1260	ug/l	NE	NE	NE	NS	NS	NS	NS	< 0.211 U	NS	NS	NS	NS	NS
Total PCB Aroclors	ug/l	0.5	5	NE	NS	NS	NS	NS	**1.35**	NS	NS	NS	NS	NS

Notes:
This is a summary table. Only detected analytes are shown.
<0.010 = Not detected above the laboratory reporting limit
Bold = Detected above reporting limit
Yellow highlighted cells exceed the 2013 GA PMC
Green highlighted cells exceed the 2013 GB PMC
Blue highlighted cells exceed the 2013 RES DEC
RES DEC = Residential Direct Exposure Criteria
GA PMC = Pollutant Mobility Criteria for GA classified groundwater areas
GB PMC = Pollutant Mobility Criteria for GB classified groundwater areas
NE = Criteria has not been established
NS = Not sampled for this constituent
ug/kg = micrograms per kilogram
ug/l = micrograms per liter
mg/kg = milligrams per kilogram
U = The analyte was not detected above the detection limit
J+ = Result may be biased high
J-= Result may be biased low
J = Result is considered estimated
UJ = The analyte was not detected at a level greater than or equal to the adjusted DL. However, the reported adjusted DL is approximate and may be inaccurate or imprecise.

Table 1
AOC 1 PCB Soil Analytical Data
EC Application

Greenwich High School
10 Hillside Road
Greenwich, CT

Location ID					**AP17-SS295**	**AP18-SS124**	**AP19-SS290**	**AP20-SS125**	**AP20-SS125**	**AP20-SS327**	**AP21-SS285**	**AP21-SS285**	**AP22-SS126**	**AP23-SS281**
Depth Interval					**0 - 0.25 ft**	**0 - 0.5 ft**	**0 - 0.25 ft**	**0 - 0.25 ft**	**0 - 0.5 ft**	**0 - 0.25 ft**	**0 - 0.25 ft**	**0 - 0.25 ft**	**0 - 0.5 ft**	**0 - 0.25 ft**
Sample ID	**Unit**	**2013 GA PMC**	**2013 GB PMC**	**2013 RES DEC**	**AP17SS295 0-3-082311**	**AP18-SS124-080311**	**AP19SS290 0-3-082311**	**AP20SS125 0-3**	**AP20-SS125-080311**	**AP20SS327 0-3**	**DUPLICATE-12**	**AP21SS285 0-3-082311**	**AP22-SS126-080311**	**AP23SS281 0-3-082311**
Sample Date					**8/23/2011**	**8/3/2011**	**8/23/2011**	**8/31/2011**	**8/3/2011**	**8/31/2011**	**8/11/2011**	**8/23/2011**	**8/3/2011**	**8/23/2011**
SDG					**SB34022**	**SB32768**	**SB34022**	**SB34491**	**SB32768**	**SB34491**	**SB33302**	**SB34022**	**SB32768**	**SB34022**
PCBs														
Aroclor 1248	ug/kg	NE	NE	NE	< 22.3 U	< 23.1 U	< 24.7 U	< 25.2	**129**	**158**	**280**	**281**	**171**	**121**
Aroclor 1254	ug/kg	NE	NE	NE	< 22.3 U	< 23.1 U	< 24.7 U	< 25.2	< 21.3 U	< 23.8	< 21.3 U	< 23.7 U	< 21.7 U	< 23.5 U
Aroclor 1260	ug/kg	NE	NE	NE	< 22.3 U	< 23.1 U	< 24.7 U	< 25.2	< 21.3 U	< 23.8	< 21.3 U	< 23.7 U	< 21.7 U	< 23.5 U
Aroclor 1262	ug/kg	NE	NE	NE	< 22.3 U	< 23.1 U	< 24.7 U	< 25.2	< 21.3 U	< 23.8	< 21.3 U	< 23.7 U	< 21.7 U	< 23.5 U
Aroclor 1268	ug/kg	NE	NE	NE	< 22.3 U	< 23.1 U	< 24.7 U	< 25.2	< 21.3 U	< 23.8	< 21.3 U	< 23.7 U	< 21.7 U	< 23.5 U
Total PCB Aroclors	ug/kg	NE	NE	1000	< 22.3 U	< 23.1 U	< 24.7 U	< 25.2 U	**129**	**158**	**280**	**281**	**171**	**121**
PCBs-SPLP														
Aroclor 1242	ug/l	NE	NE	NE	NS	NS	NS	NS	NS	NS	NS	NS	NS	NS
Aroclor 1248	ug/l	NE	NE	NE	NS	NS	NS	NS	NS	NS	NS	NS	NS	NS
Aroclor 1260	ug/l	NE	NE	NE	NS	NS	NS	NS	NS	NS	NS	NS	NS	NS
Total PCB Aroclors	ug/l	0.5	5	NE	NS	NS	NS	NS	NS	NS	NS	NS	NS	NS

Notes:
This is a summary table. Only detected analytes are shown.
<0.010 = Not detected above the laboratory reporting limit
Bold = Detected above reporting limit
Yellow highlighted cells exceed the 2013 GA PMC
Green highlighted cells exceed the 2013 GB PMC
Blue highlighted cells exceed the 2013 RES DEC
RES DEC = Residential Direct Exposure Criteria
GA PMC = Pollutant Mobility Criteria for GA classified groundwater areas
GB PMC = Pollutant Mobility Criteria for GB classified groundwater areas
NE = Criteria has not been established
NS = Not sampled for this constituent
ug/kg = micrograms per kilogram
ug/l = micrograms per liter
mg/kg = milligrams per kilogram
U = The analyte was not detected above the detection limit
J+ = Result may be biased high
J-= Result may be biased low
J = Result is considered estimated
UJ = The analyte was not detected at a level greater than or equal to the adjusted DL. However, the reported adjusted DL is approximate and may be inaccurate or imprecise.

Table 1
AOC 1 PCB Soil Analytical Data
EC Application

Greenwich High School
10 Hillside Road
Greenwich, CT

Location ID					**AP24-SS127**	**AP24-SS127**	**AQ12**	**AQ12**	**AQ12**	**AQ14**	**AQ14**	**AQ14**	**AQ15**	**AQ15**
Depth Interval					**0 - 0.5 ft**	**0 - 0.5 ft**	**1 - 1.5 ft**	**2 - 4 ft**	**4 - 5 ft**	**1 - 1.5 ft**	**2 - 4 ft**	**4 - 5 ft**	**1 - 1.5 ft**	**2 - 4 ft**
Sample ID	**Unit**	**2013 GA PMC**	**2013 GB PMC**	**2013 RES DEC**	**DUPLICATE-2-080311**	**AP24-SS127**	**AQ12 (1-1.5)-1**	**AQ12 (2-4)-1**	**AQ12 (4-5)-1**	**AQ14 (1-1.5)-1**	**AQ14 (2-4)-1**	**AQ14 (4-5)-1**	**AQ15 (1-1.5)-1**	**AQ15 (2-4)-1**
Sample Date					**8/3/2011**	**8/3/2011**	**9/18/2020**	**9/18/2020**	**9/18/2020**	**9/18/2020**	**9/18/2020**	**9/18/2020**	**9/18/2020**	**9/18/2020**
SDG					**SB32875**	**SB32875**	**20I1050**	**20I1050**	**20I1050**	**20I1051**	**20I1051**	**20I1051**	**20I1052**	**20I1052**
PCBs														
Aroclor 1248	ug/kg	NE	NE	NE	< 21.5 U	**63.9 J**	**57000**	< 88	**2000**	**120000**	< 110	< 130	**760**	**630**
Aroclor 1254	ug/kg	NE	NE	NE	< 21.5 U	< 21.7 U	< 11000	< 88	< 93	< 9000	< 110	< 130	< 93	< 88
Aroclor 1260	ug/kg	NE	NE	NE	< 21.5 U	< 21.7 U	< 11000	< 88	< 93	< 9000	< 110	< 130	< 93	< 88
Aroclor 1262	ug/kg	NE	NE	NE	< 21.5 U	< 21.7 U	< 11000	< 88	< 93	< 9000	< 110	< 130	< 93	< 88
Aroclor 1268	ug/kg	NE	NE	NE	< 21.5 U	< 21.7 U	< 11000	< 88	< 93	< 9000	< 110	< 130	< 93	< 88
Total PCB Aroclors	ug/kg	NE	NE	1000	< 21.5 U	**63.9**	**57000**	< 88	**2000**	**120000**	< 110	< 130	**760**	**630**
PCBs-SPLP														
Aroclor 1242	ug/l	NE	NE	NE	NS	NS	NS	NS	NS	NS	NS	NS	NS	NS
Aroclor 1248	ug/l	NE	NE	NE	NS	NS	NS	NS	NS	NS	NS	NS	NS	NS
Aroclor 1260	ug/l	NE	NE	NE	NS	NS	NS	NS	NS	NS	NS	NS	NS	NS
Total PCB Aroclors	ug/l	0.5	5	NE	NS	NS	NS	NS	NS	NS	NS	NS	NS	NS

Notes:
This is a summary table. Only detected analytes are shown.
<0.010 = Not detected above the laboratory reporting limit
Bold = Detected above reporting limit
Yellow highlighted cells exceed the 2013 GA PMC
Green highlighted cells exceed the 2013 GB PMC
Blue highlighted cells exceed the 2013 RES DEC
RES DEC = Residential Direct Exposure Criteria
GA PMC = Pollutant Mobility Criteria for GA classified groundwater areas
GB PMC = Pollutant Mobility Criteria for GB classified groundwater areas
NE = Criteria has not been established
NS = Not sampled for this constituent
ug/kg = micrograms per kilogram
ug/l = micrograms per liter
mg/kg = milligrams per kilogram
U = The analyte was not detected above the detection limit
J+ = Result may be biased high
J-= Result may be biased low
J = Result is considered estimated
UJ = The analyte was not detected at a level greater than or equal to the adjusted DL. However, the reported adjusted DL is approximate and may be inaccurate or imprecise.

Table 1
AOC 1 PCB Soil Analytical Data
EC Application

Greenwich High School
10 Hillside Road
Greenwich, CT

Location ID					**AQ15**	**AQ17-SS296**	**AQ18-SS144**	**AQ19-SB490**	**AQ19-SB490**	**AQ19-SB490**	**AQ19-SS324**	**AQ19-SS325**	**AQ20-SS287**	**AQ20-SS326**
Depth Interval					**4 - 5 ft**	**0 - 0.25 ft**	**0 - 0.5 ft**	**10 - 11 ft**	**2.3 - 3 ft**	**7 - 8 ft**	**0 - 0.25 ft**	**0 - 0.25 ft**	**0 - 0.25 ft**	**0 - 0.25 ft**
Sample ID	**Unit**	**2013 GA PMC**	**2013 GB PMC**	**2013 RES DEC**	**AQ15 (4-5)**	**AQ17SS296 0-3-082311**	**AQ18-SS144-080511**	**Q19-SB490 (10-11)-071312**	**Q19-SB490 (2.3-3)-071312**	**AQ19-SB490 (7-8)-071312-1**	**AQ19SS324 0-3**	**AQ19SS325 0-3**	**AQ20SS287 0-3-082311**	**AQ20SS326 0-3**
Sample Date					**9/18/2020**	**8/23/2011**	**8/5/2011**	**7/13/2012**	**7/13/2012**	**7/13/2012**	**8/31/2011**	**8/31/2011**	**8/23/2011**	**8/31/2011**
SDG					**20I1052**	**SB34022**	**SB32945**	**SB52798**	**SB52798**	**SB52798**	**SB34491**	**SB34491**	**SB34022**	**SB34491**
PCBs														
Aroclor 1248	ug/kg	NE	NE	NE	< 94	< 20.8 U	< 20.1 U	< 25.2 U	**173**	**92.1**	< 23.2	**178**	**499**	< 24.2
Aroclor 1254	ug/kg	NE	NE	NE	< 94	< 20.8 U	< 20.1 U	< 25.2 U	< 21.5 U	< 27.9 U	< 23.2	< 24.7	< 24.6 U	< 24.2
Aroclor 1260	ug/kg	NE	NE	NE	< 94	< 20.8 U	< 20.1 U	**42.8**	< 21.5 U	< 27.9 U	< 23.2	< 24.7	< 24.6 U	< 24.2
Aroclor 1262	ug/kg	NE	NE	NE	< 94	< 20.8 U	< 20.1 U	< 25.2 U	< 21.5 U	< 27.9 U	< 23.2	< 24.7	< 24.6 U	< 24.2
Aroclor 1268	ug/kg	NE	NE	NE	< 94	< 20.8 U	< 20.1 U	< 25.2 U	< 21.5 U	< 27.9 U	< 23.2	< 24.7	< 24.6 U	< 24.2
Total PCB Aroclors	ug/kg	NE	NE	1000	< 94	< 20.8 U	< 20.1 U	**2282.8**	**173**	**92.1**	< 23.2 U	**178**	**499**	< 24.2 U
PCBs-SPLP														
Aroclor 1242	ug/l	NE	NE	NE	NS	NS	NS	NS	NS	NS	NS	NS	NS	NS
Aroclor 1248	ug/l	NE	NE	NE	NS	NS	NS	NS	NS	NS	NS	NS	NS	NS
Aroclor 1260	ug/l	NE	NE	NE	NS	NS	NS	NS	NS	NS	NS	NS	NS	NS
Total PCB Aroclors	ug/l	0.5	5	NE	NS	NS	NS	NS	NS	NS	NS	NS	NS	NS

Notes:
This is a summary table. Only detected analytes are shown.
<0.010 = Not detected above the laboratory reporting limit
Bold = Detected above reporting limit
Yellow highlighted cells exceed the 2013 GA PMC
Green highlighted cells exceed the 2013 GB PMC
Blue highlighted cells exceed the 2013 RES DEC
RES DEC = Residential Direct Exposure Criteria
GA PMC = Pollutant Mobility Criteria for GA classified groundwater areas
GB PMC = Pollutant Mobility Criteria for GB classified groundwater areas
NE = Criteria has not been established
NS = Not sampled for this constituent
ug/kg = micrograms per kilogram
ug/l = micrograms per liter
mg/kg = milligrams per kilogram
U = The analyte was not detected above the detection limit
J+ = Result may be biased high
J-= Result may be biased low
J = Result is considered estimated
UJ = The analyte was not detected at a level greater than or equal to the adjusted DL. However, the reported adjusted DL is approximate and may be inaccurate or imprecise.

Table 1
AOC 1 PCB Soil Analytical Data
EC Application

Greenwich High School
10 Hillside Road
Greenwich, CT

Location ID					**AQ20-SS328**	**AQ21-SB268**	**AQ21-SS329**	**AQ22-SS283**	**AQ25-SS271**	**AR14-SB434**	**AR14-SB434**	**AR14-SB434**	**AR16-SB479**	**AR16-SB479**
Depth Interval					**0 - 0.25 ft**	**3 - 4 ft**	**0 - 0.25 ft**	**0 - 0.25 ft**	**0 - 0.25 ft**	**11.5 - 12.5 ft**	**2 - 3 ft**	**5 - 6 ft**	**1.5 - 2 ft**	**14 - 15 ft**
Sample ID	**Unit**	**2013 GA PMC**	**2013 GB PMC**	**2013 RES DEC**	**AQ20SS328 0-3**	**AQ21-SB268 (3-4)-122811-1**	**AQ21SS329 0-3**	**AQ22SS283 0-3-082311**	**AQ25-SS271 (0-3)**	**14-SB434 (11.5-12.5) 07051**	**AR14-SB434 (2-3) 070512-1**	**AR14-SB434 (5-6) 070512-1**	**R16-SB479 (1.5-2)-071212**	**R16-SB479 (14-15)-071212**
Sample Date					**8/31/2011**	**12/28/2011**	**8/31/2011**	**8/23/2011**	**8/22/2011**	**7/5/2012**	**7/5/2012**	**7/5/2012**	**7/12/2012**	**7/12/2012**
SDG					**SB34491**	**SB41712**	**SB34491**	**SB34022**	**SB33952**	**SB52304**	**SB52304**	**SB52304**	**SB52747**	**SB52747**
PCBs														
Aroclor 1248	ug/kg	NE	NE	NE	< 22.5	**337**	< 22.9	< 25.3 U	< 19.8 U	< 66.5 U	**454**	**39.3**	< 20.8 U	< 23.2 U
Aroclor 1254	ug/kg	NE	NE	NE	< 22.5	< 21.1 U	< 22.9	< 25.3 U	< 19.8 U	< 33.2 U	< 22.7 U	< 26.2 U	< 20.8 U	< 23.2 U
Aroclor 1260	ug/kg	NE	NE	NE	< 22.5	< 21.1 U	< 22.9	< 25.3 U	< 19.8 U	< 33.2 U	< 22.7 U	< 26.2 U	< 20.8 U	< 23.2 U
Aroclor 1262	ug/kg	NE	NE	NE	< 22.5	< 21.1 U	< 22.9	< 25.3 U	< 19.8 U	< 33.2 U	< 22.7 U	< 26.2 U	< 20.8 U	< 23.2 U
Aroclor 1268	ug/kg	NE	NE	NE	< 22.5	< 21.1 U	< 22.9	< 25.3 U	< 19.8 U	< 33.2 U	< 22.7 U	< 26.2 U	< 20.8 U	< 23.2 U
Total PCB Aroclors	ug/kg	NE	NE	1000	< 22.5 U	**337**	< 22.9 U	< 25.3 U	< 19.8 U	< 66.5 U	**454**	**39.3**	**173**	**137**
PCBs-SPLP														
Aroclor 1242	ug/l	NE	NE	NE	NS	NS	NS	NS	NS	NS	NS	NS	NS	NS
Aroclor 1248	ug/l	NE	NE	NE	NS	NS	NS	NS	NS	NS	NS	NS	NS	NS
Aroclor 1260	ug/l	NE	NE	NE	NS	NS	NS	NS	NS	NS	NS	NS	NS	NS
Total PCB Aroclors	ug/l	0.5	5	NE	NS	NS	NS	NS	NS	NS	NS	NS	NS	NS

Notes:
This is a summary table. Only detected analytes are shown.
<0.010 = Not detected above the laboratory reporting limit
Bold = Detected above reporting limit
Yellow highlighted cells exceed the 2013 GA PMC
Green highlighted cells exceed the 2013 GB PMC
Blue highlighted cells exceed the 2013 RES DEC
RES DEC = Residential Direct Exposure Criteria
GA PMC = Pollutant Mobility Criteria for GA classified groundwater areas
GB PMC = Pollutant Mobility Criteria for GB classified groundwater areas
NE = Criteria has not been established
NS = Not sampled for this constituent
ug/kg = micrograms per kilogram
ug/l = micrograms per liter
mg/kg = milligrams per kilogram
U = The analyte was not detected above the detection limit
J+ = Result may be biased high
J-= Result may be biased low
J = Result is considered estimated
UJ = The analyte was not detected at a level greater than or equal to the adjusted DL. However, the reported adjusted DL is approximate and may be inaccurate or imprecise.

Table 1
AOC 1 PCB Soil Analytical Data
EC Application

Location ID	Unit	2013 GA PMC	2013 GB PMC	2013 RES DEC	AR16-SB479	AR17-SS128	AR18-SS291	AR19-SS129	AR19-SS129	AR20-SS288	AR21-SB144	AR21-SB144	AR21-SB144	AR21-SB144
Depth Interval					14 - 15 ft	0 - 0.5 ft	0 - 0.25 ft	0 - 0.25 ft	0 - 0.5 ft	0 - 0.25 ft	1 - 2 ft	10 - 11 ft	16 - 17 ft	2 - 3 ft
Sample ID					R16-SB479 (14-15)-071212	AR17-SS128-080311	AR18SS291 0-3-082311	AR19SS129 0-3	AR19-SS129-080311	AR20SS288 0-3-082311	AR21 SB144 1-2	AR21 SB144 10-11	AR21 SB144 16-17	AR21 SB144 2-3
Sample Date					7/12/2012	8/3/2011	8/23/2011	8/31/2011	8/3/2011	8/23/2011	8/10/2011	8/10/2011	8/10/2011	8/10/2011
SDG					SB52747	SB32768	SB34022	SB34491	SB32768	SB34022	SB33308	SB33308	SB33308	SB33308
PCBs														
Aroclor 1248	ug/kg	NE	NE	NE	< 26.1 U	< 20.9 U	< 21.7 U	< 23.5	< 20.8 U	< 24.2 U	< 25.2 U	< 23.1 U	< 22.9 U	< 23.2 U
Aroclor 1254	ug/kg	NE	NE	NE	< 26.1 U	< 20.9 U	< 21.7 U	< 23.5	< 20.8 U	< 24.2 U	< 25.2 U	< 23.1 U	< 22.9 U	< 23.2 U
Aroclor 1260	ug/kg	NE	NE	NE	< 26.1 U	< 20.9 U	< 21.7 U	< 23.5	< 20.8 U	**33.9**	< 25.2 U	< 23.1 U	< 22.9 U	< 23.2 U
Aroclor 1262	ug/kg	NE	NE	NE	< 26.1 U	< 20.9 U	< 21.7 U	< 23.5	< 20.8 U	< 24.2 U	< 25.2 U	< 23.1 U	< 22.9 U	< 23.2 U
Aroclor 1268	ug/kg	NE	NE	NE	< 26.1 U	< 20.9 U	< 21.7 U	< 23.5	< 20.8 U	< 24.2 U	< 25.2 U	< 23.1 U	< 22.9 U	< 23.2 U
Total PCB Aroclors	ug/kg	NE	NE	1000	**258**	< 20.9 U	< 21.7 U	< 23.5 U	< 20.8 U	**33.9**	< 25.2 U	< 23.1 U	< 22.9 U	< 23.2 U
PCBs-SPLP														
Aroclor 1242	ug/l	NE	NE	NE	NS	NS	NS	NS	NS	NS	NS	NS	NS	NS
Aroclor 1248	ug/l	NE	NE	NE	NS	NS	NS	NS	NS	NS	NS	NS	NS	NS
Aroclor 1260	ug/l	NE	NE	NE	NS	NS	NS	NS	NS	NS	NS	NS	NS	NS
Total PCB Aroclors	ug/l	0.5	5	NE	NS	NS	NS	NS	NS	NS	NS	NS	NS	NS

Notes:
This is a summary table. Only detected analytes are shown.
<0.010 = Not detected above the laboratory reporting limit
Bold = Detected above reporting limit
Yellow highlighted cells exceed the 2013 GA PMC
Green highlighted cells exceed the 2013 GB PMC
Blue highlighted cells exceed the 2013 RES DEC
RES DEC = Residential Direct Exposure Criteria
GA PMC = Pollutant Mobility Criteria for GA classified groundwater areas
GB PMC = Pollutant Mobility Criteria for GB classified groundwater areas
NE = Criteria has not been established
NS = Not sampled for this constituent
ug/kg = micrograms per kilogram
ug/l = micrograms per liter
mg/kg = milligrams per kilogram
U = The analyte was not detected above the detection limit
J+ = Result may be biased high
J-= Result may be biased low
J = Result is considered estimated
UJ = The analyte was not detected at a level greater than or equal to the adjusted DL. However, the reported adjusted DL is approximate and may be inaccurate or imprecise.

Table 1
AOC 1 PCB Soil Analytical Data
EC Application

Greenwich High School
10 Hillside Road
Greenwich, CT

Location ID					**AR21-SB144**	**AR21-SB144**	**AR21-SS130**	**AR21-SS130**	**AR21-SS284**	**AR22-SB484**	**AR22-SB484**	**AR22-SB484**	**AR23-SS131**	**AR23-SS131**
Depth Interval					**5 - 6 ft**	**6 - 7 ft**	**0 - 0.25 ft**	**0 - 0.5 ft**	**0 - 0.25 ft**	**14 - 15 ft**	**3 - 4 ft**	**6 - 7 ft**	**0 - 0.25 ft**	**0 - 0.5 ft**
Sample ID	**Unit**	**2013 GA PMC**	**2013 GB PMC**	**2013 RES DEC**	**AR21 SB144 5-6**	**AR21 SB144 6-7**	**AR21SS130 0-3**	**AR21-SS130-080311**	**AR21SS284 0-3-082311**	**R22-SB484 (14-15)-071212**	**AR22-SB484 (3-4)-071212-**	**AR22-SB484 (6-7)-071212-1**	**AR23SS131 0-3**	**AR23-SS131-080311**
Sample Date					**8/10/2011**	**8/10/2011**	**8/31/2011**	**8/3/2011**	**8/23/2011**	**7/12/2012**	**7/12/2012**	**7/12/2012**	**8/31/2011**	**8/3/2011**
SDG					**SB33308**	**SB33308**	**SB34491**	**SB32768**	**SB34022**	**SB52798**	**SB52798**	**SB52798**	**SB34491**	**SB32768**
PCBs														
Aroclor 1248	ug/kg	NE	NE	NE	**370**	**1410**	< 24.5	< 23.3 U	**75.1**	< 43.7 U	**230**	< 24.6 U	< 23.6	< 22.7 U
Aroclor 1254	ug/kg	NE	NE	NE	< 22.9 U	< 20.5 U	< 24.5	< 23.3 U	< 23.1 U	< 21.9 U	< 22.3 U	< 24.6 U	< 23.6	< 22.7 U
Aroclor 1260	ug/kg	NE	NE	NE	< 22.9 U	**27.6**	< 24.5	< 23.3 U	< 23.1 U	< 21.9 U	< 22.3 U	< 24.6 U	< 23.6	< 22.7 U
Aroclor 1262	ug/kg	NE	NE	NE	< 22.9 U	< 20.5 U	< 24.5	< 23.3 U	< 23.1 U	< 21.9 U	< 22.3 U	< 24.6 U	< 23.6	< 22.7 U
Aroclor 1268	ug/kg	NE	NE	NE	< 22.9 U	< 20.5 U	< 24.5	< 23.3 U	< 23.1 U	< 21.9 U	< 22.3 U	< 24.6 U	< 23.6	< 22.7 U
Total PCB Aroclors	ug/kg	NE	NE	1000	**370**	**1440**	< 24.5 U	< 23.3 U	**75.1**	< 43.7 U	**230**	< 24.6 U	< 23.6 U	< 22.7 U
PCBs-SPLP														
Aroclor 1242	ug/l	NE	NE	NE	NS	NS	NS	NS	NS	NS	NS	NS	NS	NS
Aroclor 1248	ug/l	NE	NE	NE	NS	NS	NS	NS	NS	NS	NS	NS	NS	NS
Aroclor 1260	ug/l	NE	NE	NE	NS	NS	NS	NS	NS	NS	NS	NS	NS	NS
Total PCB Aroclors	ug/l	0.5	5	NE	NS	NS	NS	NS	NS	NS	NS	NS	NS	NS

Notes:
This is a summary table. Only detected analytes are shown.
<0.010 = Not detected above the laboratory reporting limit
Bold = Detected above reporting limit
Yellow highlighted cells exceed the 2013 GA PMC
Green highlighted cells exceed the 2013 GB PMC
Blue highlighted cells exceed the 2013 RES DEC
RES DEC = Residential Direct Exposure Criteria
GA PMC = Pollutant Mobility Criteria for GA classified groundwater areas
GB PMC = Pollutant Mobility Criteria for GB classified groundwater areas
NE = Criteria has not been established
NS = Not sampled for this constituent
ug/kg = micrograms per kilogram
ug/l = micrograms per liter
mg/kg = milligrams per kilogram
U = The analyte was not detected above the detection limit
J+ = Result may be biased high
J-= Result may be biased low
J = Result is considered estimated
UJ = The analyte was not detected at a level greater than or equal to the adjusted DL. However, the reported adjusted DL is approximate and may be inaccurate or imprecise.

Table 1
AOC 1 PCB Soil Analytical Data
EC Application

Greenwich High School
10 Hillside Road
Greenwich, CT

Location ID					**AR25-SS132**	**AR26-SS272**	**AS17-SS297**	**AS17-SS297**	**AT17-SS133**	**AT17-SS133**	**AT18-SS168**	**AT20-E**	**AT20-SB394**	**AT20-SB394**
Depth Interval					**0 - 0.5 ft**	**0 - 0.25 ft**	**0 - 0.25 ft**	**0 - 0.25 ft**	**0 - 0.25 ft**	**0 - 0.5 ft**	**0 - 0.25 ft**	**0.25 - 0.25 ft**	**11.3 - 12.3 ft**	**8.5 - 9.5 ft**
Sample ID	**Unit**	**2013 GA PMC**	**2013 GB PMC**	**2013 RES DEC**	**AR25-SS132-080311**	**AR26-SS272 (0-3)**	**DUPLICATE-20-082311**	**AS17SS297 0-3**	**AT17 SS133 0-3**	**AT17-SS133-080311**	**AT18 SS168 0-3**	**AT20-E-071118-1**	**20-SB394 (11.3-12.3)-06261**	**20-SB394 (8.5-9.5)-062612**
Sample Date					**8/3/2011**	**8/22/2011**	**8/23/2011**	**8/23/2011**	**8/11/2011**	**8/3/2011**	**8/11/2011**	**7/11/2018**	**6/26/2012**	**6/26/2012**
SDG					**SB32875**	**SB33952**	**SB34022**	**SB34022**	**SB33302**	**SB32768**	**SB33302**	**18G0509**	**SB51902**	**SB51902**
PCBs														
Aroclor 1248	ug/kg	NE	NE	NE	< 21.9 U	**175**	**158**	**163**	**75.1**	**167**	**86.7**	**120**	**219000**	< 21.6 U
Aroclor 1254	ug/kg	NE	NE	NE	< 21.9 U	< 21.4 U	< 22.8 U	< 22.7 U	< 24.6 U	< 22.0 U	< 22.5 U	< 84 U	< 2610 U	< 21.6 U
Aroclor 1260	ug/kg	NE	NE	NE	< 21.9 U	< 21.4 U	< 22.8 U	< 22.7 U	< 24.6 U	< 22.0 U	< 22.5 U	< 84 U	**4310**	< 21.6 U
Aroclor 1262	ug/kg	NE	NE	NE	< 21.9 U	< 21.4 U	< 22.8 U	< 22.7 U	< 24.6 U	< 22.0 U	< 22.5 U	< 84 U	< 2610 U	< 21.6 U
Aroclor 1268	ug/kg	NE	NE	NE	< 21.9 U	< 21.4 U	< 22.8 U	< 22.7 U	< 24.6 U	< 22.0 U	< 22.5 U	< 84 U	< 2610 U	< 21.6 U
Total PCB Aroclors	ug/kg	NE	NE	1000	< 21.9 U	**175**	**158**	**163**	**75.1**	**167**	**86.7**	**120**	**223000**	< 21.6 U
PCBs-SPLP														
Aroclor 1242	ug/l	NE	NE	NE	NS	NS	NS	NS	NS	NS	NS	NS	NS	NS
Aroclor 1248	ug/l	NE	NE	NE	NS	NS	NS	NS	NS	NS	NS	NS	NS	NS
Aroclor 1260	ug/l	NE	NE	NE	NS	NS	NS	NS	NS	NS	NS	NS	NS	NS
Total PCB Aroclors	ug/l	0.5	5	NE	NS	NS	NS	NS	NS	NS	NS	NS	NS	NS

Notes:
This is a summary table. Only detected analytes are shown.
<0.010 = Not detected above the laboratory reporting limit
Bold = Detected above reporting limit
Yellow highlighted cells exceed the 2013 GA PMC
Green highlighted cells exceed the 2013 GB PMC
Blue highlighted cells exceed the 2013 RES DEC
RES DEC = Residential Direct Exposure Criteria
GA PMC = Pollutant Mobility Criteria for GA classified groundwater areas
GB PMC = Pollutant Mobility Criteria for GB classified groundwater areas
NE = Criteria has not been established
NS = Not sampled for this constituent
ug/kg = micrograms per kilogram
ug/l = micrograms per liter
mg/kg = milligrams per kilogram
U = The analyte was not detected above the detection limit
J+ = Result may be biased high
J-= Result may be biased low
J = Result is considered estimated
UJ = The analyte was not detected at a level greater than or equal to the adjusted DL. However, the reported adjusted DL is approximate and may be inaccurate or imprecise.

Table 1
AOC 1 PCB Soil Analytical Data
EC Application

Location ID	Unit	2013 GA PMC	2013 GB PMC	2013 RES DEC	AT22-SB395	AT22-SB395	AT24-SB396	AT-25	AU18-SS167	AV17-SB250	AV17-SB250	AV17-SB250	AV17-SB250	AV17-SS135
Depth Interval					4 - 5 ft	9 - 10 ft	1 - 2 ft	0.24 - 0.24 ft	0 - 0.25 ft	10 - 11 ft	13 - 14 ft	3.5 - 4.5 ft	5 - 7 ft	0 - 0.25 ft
Sample ID					AT22-SB395 (4-5)-062712-1	AT22-SB395 (9-10)-062712-	AT24-SB396 (1-2)-062712-1	AT-25-E	AU18 SS167 0-3	AV17-SB250(10-11)-1	AV17-SB250(13-14)-1	AV17-SB250(3.5-4.5)-1	AV17-SB250(5-7)-1	AV17 SS135 0-3
Sample Date					6/27/2012	6/27/2012	6/27/2012	11/15/2018	8/11/2011	12/29/2011	12/29/2011	12/29/2011	12/29/2011	8/11/2011
SDG					SB51902	SB51902	SB51902	18K0724	SB33302	SB41766	SB41766	SB41766	SB41766	SB33302
PCBs														
Aroclor 1248	ug/kg	NE	NE	NE	< 19.2 U	< 25.4 U	< 41.9 U	< 86	**80.5**	< 22.5 U	< 21.5 U	< 22.0 U	< 24.0 U	< 25.1 U
Aroclor 1254	ug/kg	NE	NE	NE	**83.6**	**459**	< 41.9 U	< 86	< 23.3 U	< 22.5 U	< 21.5 U	< 22.0 U	< 24.0 U	< 25.1 U
Aroclor 1260	ug/kg	NE	NE	NE	< 19.2 U	< 25.4 U	< 21.0 U	< 86	< 23.3 U	< 22.5 U	< 21.5 U	< 22.0 U	< 24.0 U	< 25.1 U
Aroclor 1262	ug/kg	NE	NE	NE	< 19.2 U	< 25.4 U	< 21.0 U	< 86	< 23.3 U	< 22.5 U	< 21.5 U	< 22.0 U	< 24.0 U	< 25.1 U
Aroclor 1268	ug/kg	NE	NE	NE	< 19.2 U	< 25.4 U	< 21.0 U	< 86	< 23.3 U	< 22.5 U	< 21.5 U	< 22.0 U	< 24.0 U	< 25.1 U
Total PCB Aroclors	ug/kg	NE	NE	1000	**83.6**	**459**	< 41.9 U	< 86	**80.5**	< 22.5 U	< 21.5 U	< 22.0 U	< 24.0 U	< 25.1 U
PCBs-SPLP														
Aroclor 1242	ug/l	NE	NE	NE	NS	NS	NS	NS	NS	NS	NS	NS	NS	NS
Aroclor 1248	ug/l	NE	NE	NE	NS	NS	NS	NS	NS	NS	NS	NS	NS	NS
Aroclor 1260	ug/l	NE	NE	NE	NS	NS	NS	NS	NS	NS	NS	NS	NS	NS
Total PCB Aroclors	ug/l	0.5	5	NE	NS	NS	NS	NS	NS	NS	NS	NS	NS	NS

Notes:
This is a summary table. Only detected analytes are shown.
<0.010 = Not detected above the laboratory reporting limit
Bold = Detected above reporting limit
Yellow highlighted cells exceed the 2013 GA PMC
Green highlighted cells exceed the 2013 GB PMC
Blue highlighted cells exceed the 2013 RES DEC
RES DEC = Residential Direct Exposure Criteria
GA PMC = Pollutant Mobility Criteria for GA classified groundwater areas
GB PMC = Pollutant Mobility Criteria for GB classified groundwater areas
NE = Criteria has not been established
NS = Not sampled for this constituent
ug/kg = micrograms per kilogram
ug/l = micrograms per liter
mg/kg = milligrams per kilogram
U = The analyte was not detected above the detection limit
J+ = Result may be biased high
J-= Result may be biased low
J = Result is considered estimated
UJ = The analyte was not detected at a level greater than or equal to the adjusted DL. However, the reported adjusted DL is approximate and may be inaccurate or imprecise.

Table 1
AOC 1 PCB Soil Analytical Data
EC Application

Greenwich High School
10 Hillside Road
Greenwich, CT

Location ID					**AV17-SS135**	**AV17-SS138**	**AV18-SS166**	**AV18-SS273**	**AV-20**	**AV20-SB393**	**AV20-SB393**	**AV22-SB392**	**AV22-SB392**	**CENTRAL-B1**
Depth Interval					**0 - 0.5 ft**	**0 - 0.5 ft**	**0 - 0.25 ft**	**0 - 0.25 ft**	**0.25 - 0.25 ft**	**11 - 12 ft**	**4.5 - 5 ft**	**7 - 8 ft**	**8 - 9 ft**	**0 - 0.25 ft**
Sample ID	**Unit**	**2013 GA PMC**	**2013 GB PMC**	**2013 RES DEC**	**AV17-SS135-080411**	**AV17-SS138-080311**	**AV18 SS166 0-3**	**AV18-SS273 (0-3)**	**AV-20-E**	**V20-SB393 (11-12)-062612**	**V20-SB393 (4.5-5)-062612-**	**AV22-SB392 (7-8)-062612-1**	**AV22-SB392 (8-9)-062612-1**	**CENTRAL-B1 (0-0.25)-1**
Sample Date					**8/4/2011**	**8/3/2011**	**8/11/2011**	**8/22/2011**	**11/15/2018**	**6/26/2012**	**6/26/2012**	**6/26/2012**	**6/26/2012**	**4/6/2020**
SDG					**SB32875**	**SB32768**	**SB33302**	**SB33952**	**18K0724**	**SB51819**	**SB51819**	**SB51819**	**SB51819**	**20D1046**
PCBs														
Aroclor 1248	ug/kg	NE	NE	NE	**117**	**378**	**122**	**120**	< 85	**51700**	< 23.2 U	< 41.6 U	< 23.0 U	**510**
Aroclor 1254	ug/kg	NE	NE	NE	< 22.5 U	< 21.5 U	< 22.6 U	< 23.1 U	< 85	< 2430 U	< 23.2 U	< 41.6 U	< 23.0 U	**240**
Aroclor 1260	ug/kg	NE	NE	NE	< 22.5 U	< 21.5 U	< 22.6 U	< 23.1 U	< 85	< 2430 U	< 23.2 U	< 20.8 U	< 23.0 U	< 93
Aroclor 1262	ug/kg	NE	NE	NE	< 22.5 U	< 21.5 U	< 22.6 U	< 23.1 U	< 85	< 2430 U	< 23.2 U	< 20.8 U	< 23.0 U	< 93
Aroclor 1268	ug/kg	NE	NE	NE	< 22.5 U	< 21.5 U	< 22.6 U	< 23.1 U	< 85	< 2430 U	< 23.2 U	< 20.8 U	< 23.0 U	< 93
Total PCB Aroclors	ug/kg	NE	NE	1000	**117**	**378**	**122**	**120**	< 85	**51700**	< 23.2 U	< 41.6 U	< 23.0 U	**750**
PCBs-SPLP														
Aroclor 1242	ug/l	NE	NE	NE	NS	NS	NS	NS	NS	NS	NS	NS	NS	NS
Aroclor 1248	ug/l	NE	NE	NE	NS	NS	NS	NS	NS	NS	NS	NS	NS	NS
Aroclor 1260	ug/l	NE	NE	NE	NS	NS	NS	NS	NS	NS	NS	NS	NS	NS
Total PCB Aroclors	ug/l	0.5	5	NE	NS	NS	NS	NS	NS	NS	NS	NS	NS	NS

Notes:
This is a summary table. Only detected analytes are shown.
<0.010 = Not detected above the laboratory reporting limit
Bold = Detected above reporting limit
Yellow highlighted cells exceed the 2013 GA PMC
Green highlighted cells exceed the 2013 GB PMC
Blue highlighted cells exceed the 2013 RES DEC
RES DEC = Residential Direct Exposure Criteria
GA PMC = Pollutant Mobility Criteria for GA classified groundwater areas
GB PMC = Pollutant Mobility Criteria for GB classified groundwater areas
NE = Criteria has not been established
NS = Not sampled for this constituent
ug/kg = micrograms per kilogram
ug/l = micrograms per liter
mg/kg = milligrams per kilogram
U = The analyte was not detected above the detection limit
J+ = Result may be biased high
J-= Result may be biased low
J = Result is considered estimated
UJ = The analyte was not detected at a level greater than or equal to the adjusted DL. However, the reported adjusted DL is approximate and may be inaccurate or imprecise.

Table 1
AOC 1 PCB Soil Analytical Data
EC Application

Location ID	Unit	2013 GA PMC	2013 GB PMC	2013 RES DEC	CENTRAL-B1	CENTRAL-B2	CENTRAL-B3	CENTRAL-B3	CENTRAL-B4	CENTRAL-B4	DET-1A	DET-2B	DET-3A	DET-4A
Depth Interval					1.5 - 2 ft	1.5 - 2 ft	0 - 0.25 ft	1.5 - 2 ft	1.5 - 2 ft	1.5 - 2 ft	0 - 2 ft	0 - 2 ft	0 - 2 ft	0 - 2 ft
Sample ID					CENTRAL-B1 (1.5-2)-1	CENTRAL-B2 (1.5-2)-1	CENTRAL-B3 (0-0.25)-1	CENTRAL-B3 (1.5-2)-1	CENTRAL-B4 (1.5-2)-2	CENTRAL-B4 (1.5-2)-1	DET-1A-080515-1	DET-2B-080515-1	DET-3A-080515-1	DET-4A-080515-1
Sample Date					4/6/2020	4/6/2020	4/6/2020	4/6/2020	4/6/2020	4/6/2020	8/5/2015	8/5/2015	8/5/2015	8/5/2015
SDG					20D0237	20D0294	20D1046	20D0237	20D0294	20D0294	GBJ69768	GBJ69768	GBJ69768	GBJ69768
PCBs														
Aroclor 1248	ug/kg	NE	NE	NE	**540**	< 92	< 91	**100**	< 91	**100**	< 380	< 350	< 350	< 340
Aroclor 1254	ug/kg	NE	NE	NE	**200**	**92**	< 91	< 89	< 91	< 93	< 380	< 350	< 350	< 340
Aroclor 1260	ug/kg	NE	NE	NE	< 90	< 92	< 91	< 89	< 91	< 93	< 380	< 350	< 350	< 340
Aroclor 1262	ug/kg	NE	NE	NE	< 90	< 92	< 91	< 89	< 91	< 93	< 380	< 350	< 350	< 340
Aroclor 1268	ug/kg	NE	NE	NE	< 90	< 92	< 91	< 89	< 91	< 93	< 380	< 350	< 350	< 340
Total PCB Aroclors	ug/kg	NE	NE	1000	**740**	**92**	< 91	**100**	< 91	**100**	< 380	< 350	< 350	< 340
PCBs-SPLP														
Aroclor 1242	ug/l	NE	NE	NE	NS	NS	NS	NS	NS	NS	NS	NS	NS	NS
Aroclor 1248	ug/l	NE	NE	NE	NS	NS	NS	NS	NS	NS	NS	NS	NS	NS
Aroclor 1260	ug/l	NE	NE	NE	NS	NS	NS	NS	NS	NS	NS	NS	NS	NS
Total PCB Aroclors	ug/l	0.5	5	NE	NS	NS	NS	NS	NS	NS	NS	NS	NS	NS

Notes:
This is a summary table. Only detected analytes are shown.
<0.010 = Not detected above the laboratory reporting limit
Bold = Detected above reporting limit
Yellow highlighted cells exceed the 2013 GA PMC
Green highlighted cells exceed the 2013 GB PMC
Blue highlighted cells exceed the 2013 RES DEC
RES DEC = Residential Direct Exposure Criteria
GA PMC = Pollutant Mobility Criteria for GA classified groundwater areas
GB PMC = Pollutant Mobility Criteria for GB classified groundwater areas
NE = Criteria has not been established
NS = Not sampled for this constituent
ug/kg = micrograms per kilogram
ug/l = micrograms per liter
mg/kg = milligrams per kilogram
U = The analyte was not detected above the detection limit
J+ = Result may be biased high
J-= Result may be biased low
J = Result is considered estimated
UJ = The analyte was not detected at a level greater than or equal to the adjusted DL. However, the reported adjusted DL is approximate and may be inaccurate or imprecise.

Table 1
AOC 1 PCB Soil Analytical Data
EC Application

Greenwich High School
10 Hillside Road
Greenwich, CT

Location ID					**DET-5A**	**DET-6A**	**MB-01**	**MB-01**	**MB-02**	**MB-02**	**MB-03**	**MB-03**	**MB-04**	**MB-04**
Depth Interval					**0 - 2 ft**	**0 - 2 ft**	**0 - 0.5 ft**	**2 - 3 ft**	**0 - 0.5 ft**	**1 - 2 ft**	**0.5 - 1 ft**	**2 - 3 ft**	**0.5 - 1 ft**	**3 - 4 ft**
Sample ID	**Unit**	**2013 GA PMC**	**2013 GB PMC**	**2013 RES DEC**	**DET-5A-080515-1**	**DET-6A-080515-1**	**MB-1(0-0.5)-1**	**MB-1(2-3)-1**	**MB-2(0-0.5)-1**	**MB-2(1-2)-1**	**MB-3(0.5-1)-1**	**MB-3(2-3)-1**	**MB-4(0.5-1)-1**	**MB-4(3-4)-1**
Sample Date					**8/5/2015**	**8/5/2015**	**8/9/2013**	**8/9/2013**	**8/9/2013**	**8/9/2013**	**8/9/2013**	**8/9/2013**	**8/9/2013**	**8/9/2013**
SDG					**GBJ69768**	**GBJ69768**	**SB74753**	**SB74753**	**SB74753**	**SB74753**	**SB74753**	**SB74753**	**SB74753**	**SB74753**
PCBs														
Aroclor 1248	ug/kg	NE	NE	NE	< 350	< 460	< 19.6	< 21.3	< 20.9	< 21.5	< 19.7	< 202	< 21.2	< 24.6
Aroclor 1254	ug/kg	NE	NE	NE	< 350	< 460	< 19.6	< 21.3	< 20.9	< 21.5	< 19.7	< 20.2	< 21.2	< 24.6
Aroclor 1260	ug/kg	NE	NE	NE	< 350	< 460	< 19.6	< 21.3	< 20.9	< 21.5	< 19.7	< 20.2	< 21.2	< 24.6
Aroclor 1262	ug/kg	NE	NE	NE	< 350	< 460	< 19.6	< 21.3	< 20.9	< 21.5	< 19.7	< 20.2	< 21.2	< 24.6
Aroclor 1268	ug/kg	NE	NE	NE	< 350	< 460	< 19.6	< 21.3	< 20.9	< 21.5	< 19.7	< 20.2	< 21.2	< 24.6
Total PCB Aroclors	ug/kg	NE	NE	1000	< 350	< 460	< 19.6	< 21.3	< 20.9	< 21.5	< 19.7	< 202	< 21.2	< 24.6
PCBs-SPLP														
Aroclor 1242	ug/l	NE	NE	NE	NS	NS	NS	NS	NS	NS	NS	NS	NS	NS
Aroclor 1248	ug/l	NE	NE	NE	NS	NS	NS	NS	NS	NS	NS	NS	NS	NS
Aroclor 1260	ug/l	NE	NE	NE	NS	NS	NS	NS	NS	NS	NS	NS	NS	NS
Total PCB Aroclors	ug/l	0.5	5	NE	NS	NS	NS	NS	NS	NS	NS	NS	NS	NS

Notes:
This is a summary table. Only detected analytes are shown.
<0.010 = Not detected above the laboratory reporting limit
Bold = Detected above reporting limit
Yellow highlighted cells exceed the 2013 GA PMC
Green highlighted cells exceed the 2013 GB PMC
Blue highlighted cells exceed the 2013 RES DEC
RES DEC = Residential Direct Exposure Criteria
GA PMC = Pollutant Mobility Criteria for GA classified groundwater areas
GB PMC = Pollutant Mobility Criteria for GB classified groundwater areas
NE = Criteria has not been established
NS = Not sampled for this constituent
ug/kg = micrograms per kilogram
ug/l = micrograms per liter
mg/kg = milligrams per kilogram
U = The analyte was not detected above the detection limit
J+ = Result may be biased high
J-= Result may be biased low
J = Result is considered estimated
UJ = The analyte was not detected at a level greater than or equal to the adjusted DL. However, the reported adjusted DL is approximate and may be inaccurate or imprecise.

Table 1
AOC 1 PCB Soil Analytical Data
EC Application

Greenwich High School
10 Hillside Road
Greenwich, CT

Location ID					**MB-05**	**MB-05**	**MB-06**	**MB-06**	**MB-07**	**MB-07**	**MB-08**	**MB-08**	**MB-09**	**MB-09**
Depth Interval					**0.5 - 1 ft**	**3 - 4 ft**	**0 - 0.5 ft**	**4 - 5 ft**	**0 - 0.5 ft**	**4 - 5 ft**	**0.5 - 1 ft**	**3 - 4 ft**	**0.5 - 1 ft**	**3 - 4 ft**
Sample ID	**Unit**	**2013 GA PMC**	**2013 GB PMC**	**2013 RES DEC**	**MB-5(0.5-1)-1**	**MB-5(3-4)-1**	**MB-6(0-0.5)-1**	**MB-6(4-5)-1**	**MB-7(0-0.5)-1**	**MB-7(4-5)-1**	**MB-8(0.5-1)-1**	**MB-8(3-4)-1**	**MB-9(0.5-1)-1**	**MB-9(3-4)-1**
Sample Date					**8/9/2013**	**8/9/2013**	**8/9/2013**	**8/9/2013**	**8/9/2013**	**8/9/2013**	**8/9/2013**	**8/9/2013**	**8/9/2013**	**8/9/2013**
SDG					**SB74753**	**SB74753**	**SB74753**	**SB74753**	**SB74753**	**SB74753**	**SB74753**	**SB74753**	**SB74753**	**SB74753**
PCBs														
Aroclor 1248	ug/kg	NE	NE	NE	< 21.7	< 24.4	< 19.8	< 20.7	< 19.4	< 209	< 21.6	< 231	< 21.0	< 214
Aroclor 1254	ug/kg	NE	NE	NE	**566**	< 24.4	**66.2**	< 20.7	< 19.4	< 209	**261**	< 231	**108**	< 21.4
Aroclor 1260	ug/kg	NE	NE	NE	**128**	< 24.4	**51.4**	< 20.7	< 19.4	< 20.9	**50.6**	< 23.1	**53.5**	< 21.4
Aroclor 1262	ug/kg	NE	NE	NE	< 21.7	< 24.4	< 19.8	< 20.7	< 19.4	< 20.9	< 21.6	< 23.1	< 21.0	< 21.4
Aroclor 1268	ug/kg	NE	NE	NE	< 21.7	< 24.4	< 19.8	< 20.7	< 19.4	< 20.9	< 21.6	< 23.1	< 21.0	< 21.4
Total PCB Aroclors	ug/kg	NE	NE	1000	**694**	< 24.4	**117.6**	< 20.7	< 19.4	< 209	**311.6**	< 231	**161.5**	< 214
PCBs-SPLP														
Aroclor 1242	ug/l	NE	NE	NE	NS	NS	NS	NS	NS	NS	NS	NS	NS	NS
Aroclor 1248	ug/l	NE	NE	NE	NS	NS	NS	NS	NS	NS	NS	NS	NS	NS
Aroclor 1260	ug/l	NE	NE	NE	NS	NS	NS	NS	NS	NS	NS	NS	NS	NS
Total PCB Aroclors	ug/l	0.5	5	NE	NS	NS	NS	NS	NS	NS	NS	NS	NS	NS

Notes:
This is a summary table. Only detected analytes are shown.
<0.010 = Not detected above the laboratory reporting limit
Bold = Detected above reporting limit
Yellow highlighted cells exceed the 2013 GA PMC
Green highlighted cells exceed the 2013 GB PMC
Blue highlighted cells exceed the 2013 RES DEC
RES DEC = Residential Direct Exposure Criteria
GA PMC = Pollutant Mobility Criteria for GA classified groundwater areas
GB PMC = Pollutant Mobility Criteria for GB classified groundwater areas
NE = Criteria has not been established
NS = Not sampled for this constituent
ug/kg = micrograms per kilogram
ug/l = micrograms per liter
mg/kg = milligrams per kilogram
U = The analyte was not detected above the detection limit
J+ = Result may be biased high
J-= Result may be biased low
J = Result is considered estimated
UJ = The analyte was not detected at a level greater than or equal to the adjusted DL. However, the reported adjusted DL is approximate and may be inaccurate or imprecise.

Table 1
AOC 1 PCB Soil Analytical Data
EC Application

Greenwich High School
10 Hillside Road
Greenwich, CT

Location ID					**MB-10**	**MB-10**	**MB-11**	**MB-11**	**MB-12**	**MB-12**	**MB-13**	**MB-13**	**MB-14**	**MB-14**
Depth Interval					**0.5 - 1 ft**	**2 - 3 ft**	**0 - 0.5 ft**	**4 - 5 ft**	**0.5 - 1 ft**	**3 - 4 ft**	**0 - 0.5 ft**	**2 - 3 ft**	**0.5 - 1 ft**	**1 - 2 ft**
Sample ID	**Unit**	**2013 GA PMC**	**2013 GB PMC**	**2013 RES DEC**	**MB-10(0.5-1)-1**	**MB-10(2-3)-1**	**MB-11(0-0.5)-1**	**MB-11(4-5)-1**	**MB-12(0.5-1)-1**	**MB-12(3-4)-1**	**MB-13(0-0.5)-1**	**MB-13(2-3)-1**	**MB-14(.5-1)-1**	**MB-14(1-2)-1**
Sample Date					**8/9/2013**	**8/9/2013**	**8/9/2013**	**8/9/2013**	**8/9/2013**	**8/9/2013**	**8/9/2013**	**8/9/2013**	**8/9/2013**	**8/9/2013**
SDG					**SB74753**	**SB74753**	**SB74753**	**SB74753**	**SB74753**	**SB74753**	**SB74753**	**SB74753**	**SB74753**	**SB74753**
PCBs														
Aroclor 1248	ug/kg	NE	NE	NE	< 21.4	< 220	< 21.4	< 211	< 21.4	< 220	< 21.5	< 21.6	< 20.8	< 21.1
Aroclor 1254	ug/kg	NE	NE	NE	**117**	< 22.0	**96.2**	< 211	**148**	< 220	**83.9**	< 21.6	**291**	< 21.1
Aroclor 1260	ug/kg	NE	NE	NE	**102**	< 22.0	**52.4**	< 21.1	**41.8**	< 22.0	**38.7**	< 21.6	**27.1**	< 21.1
Aroclor 1262	ug/kg	NE	NE	NE	< 21.4	< 22.0	< 21.4	< 21.1	< 21.4	< 22.0	< 21.5	< 21.6	< 20.8	< 21.1
Aroclor 1268	ug/kg	NE	NE	NE	< 21.4	< 22.0	< 21.4	< 21.1	< 21.4	< 22.0	< 21.5	< 21.6	< 20.8	< 21.1
Total PCB Aroclors	ug/kg	NE	NE	1000	**219**	< 220	**148.6**	< 211	**189.8**	< 220	**122.6**	< 21.6	**318.1**	< 21.1
PCBs-SPLP														
Aroclor 1242	ug/l	NE	NE	NE	NS	NS	NS	NS	NS	NS	NS	NS	NS	NS
Aroclor 1248	ug/l	NE	NE	NE	NS	NS	NS	NS	NS	NS	NS	NS	NS	NS
Aroclor 1260	ug/l	NE	NE	NE	NS	NS	NS	NS	NS	NS	NS	NS	NS	NS
Total PCB Aroclors	ug/l	0.5	5	NE	NS	NS	NS	NS	NS	NS	NS	NS	NS	NS

Notes:
This is a summary table. Only detected analytes are shown.
<0.010 = Not detected above the laboratory reporting limit
Bold = Detected above reporting limit
Yellow highlighted cells exceed the 2013 GA PMC
Green highlighted cells exceed the 2013 GB PMC
Blue highlighted cells exceed the 2013 RES DEC
RES DEC = Residential Direct Exposure Criteria
GA PMC = Pollutant Mobility Criteria for GA classified groundwater areas
GB PMC = Pollutant Mobility Criteria for GB classified groundwater areas
NE = Criteria has not been established
NS = Not sampled for this constituent
ug/kg = micrograms per kilogram
ug/l = micrograms per liter
mg/kg = milligrams per kilogram
U = The analyte was not detected above the detection limit
J+ = Result may be biased high
J-= Result may be biased low
J = Result is considered estimated
UJ = The analyte was not detected at a level greater than or equal to the adjusted DL. However, the reported adjusted DL is approximate and may be inaccurate or imprecise.

Table 1
AOC 1 PCB Soil Analytical Data
EC Application

Location ID Depth Interval Sample ID Sample Date SDG	Unit	2013 GA PMC	2013 GB PMC	2013 RES DEC	MB-15 0.5 - 1 ft MB-15 (0.5-1)-1 8/8/2013 SB74662	MB-15 4 - 5 ft MB-15 (4-5)-1 8/8/2013 SB74662	MB-16 0.5 - 1 ft MB-16 (0.5-1)-1 8/8/2013 SB74662	MB-16 2 - 3 ft MB-16 (2-3)-1 8/8/2013 SB74662	MB-17 0.5 - 1 ft MB-17 (0.5-1)-1 8/8/2013 SB74662	MB-17 4 - 5 ft MB-17 (4-5)-1 8/8/2013 SB74662	MB-18 0.5 - 1 ft MB-18 (0.5-1)-1 8/8/2013 SB74662	MB-18 4 - 5 ft MB-18 (4-5)-1 8/8/2013 SB74662	MB-19 0.5 - 1 ft MB-19 (0.5-1)-1 8/8/2013 SB74662	MB-19 4 - 5 ft MB-19 (4-5)-1 8/8/2013 SB74662
PCBs														
Aroclor 1248	ug/kg	NE	NE	NE	< 21.6	< 223	< 19.8	**2540**	**106**	**1470**	**49.5**	**3030**	< 20.8	**444**
Aroclor 1254	ug/kg	NE	NE	NE	**81.1**	< 223	**46.5**	< 21.3	< 21.6	< 23.2	< 20.2	< 22.5	< 20.8	< 20.1
Aroclor 1260	ug/kg	NE	NE	NE	**37.8**	< 22.3	< 19.8	**83.0**	< 21.6	**70.7**	< 20.2	**68.6**	< 20.8	< 20.1
Aroclor 1262	ug/kg	NE	NE	NE	< 21.6	< 22.3	< 19.8	< 21.3	< 21.6	< 23.2	< 20.2	< 22.5	< 20.8	< 20.1
Aroclor 1268	ug/kg	NE	NE	NE	< 21.6	< 22.3	< 19.8	< 21.3	< 21.6	< 23.2	< 20.2	< 22.5	< 20.8	< 20.1
Total PCB Aroclors	ug/kg	NE	NE	1000	**118.9**	< 223	**46.5**	**2623**	**106**	**1540.7**	**49.5**	**3098.6**	< 20.8	**444**
PCBs-SPLP														
Aroclor 1242	ug/l	NE	NE	NE	NS	NS	NS	NS	NS	NS	NS	NS	NS	NS
Aroclor 1248	ug/l	NE	NE	NE	NS	NS	NS	NS	NS	NS	NS	NS	NS	NS
Aroclor 1260	ug/l	NE	NE	NE	NS	NS	NS	NS	NS	NS	NS	NS	NS	NS
Total PCB Aroclors	ug/l	0.5	5	NE	NS	NS	NS	NS	NS	NS	NS	NS	NS	NS

Notes:
This is a summary table. Only detected analytes are shown.
<0.010 = Not detected above the laboratory reporting limit
Bold = Detected above reporting limit
Yellow highlighted cells exceed the 2013 GA PMC
Green highlighted cells exceed the 2013 GB PMC
Blue highlighted cells exceed the 2013 RES DEC
RES DEC = Residential Direct Exposure Criteria
GA PMC = Pollutant Mobility Criteria for GA classified groundwater areas
GB PMC = Pollutant Mobility Criteria for GB classified groundwater areas
NE = Criteria has not been established
NS = Not sampled for this constituent
ug/kg = micrograms per kilogram
ug/l = micrograms per liter
mg/kg = milligrams per kilogram
U = The analyte was not detected above the detection limit
J+ = Result may be biased high
J-= Result may be biased low
J = Result is considered estimated
UJ = The analyte was not detected at a level greater than or equal to the adjusted DL. However, the reported adjusted DL is approximate and may be inaccurate or imprecise.

Table 1
AOC 1 PCB Soil Analytical Data
EC Application

Greenwich High School
10 Hillside Road
Greenwich, CT

Location ID					**MB-20**	**MB-20**	**MB-21**	**MB-21**	**MB-22**	**MB-22**	**MB-23**	**MB-23**	**MB-24**	**MB-24**
Depth Interval					**0.5 - 1 ft**	**3 - 4 ft**	**0.5 - 1 ft**	**3 - 4 ft**	**0 - 0.5 ft**	**4 - 5 ft**	**0.5 - 1 ft**	**3 - 4 ft**	**0.5 - 1 ft**	**1 - 2 ft**
Sample ID	**Unit**	**2013 GA PMC**	**2013 GB PMC**	**2013 RES DEC**	**MB-20 (0.5-1)-1**	**MB-20 (3-4)-1**	**MB-21 (0.5-1)-1**	**MB-21 (3-4)-1**	**MB-22 (0-0.5)-1**	**MB-22 (4-5)-1**	**MB-23 (0.5-1)-1**	**MB-23 (3-4)-1**	**MB-24(0.5-1)-1**	**MB-24(1-2)-1**
Sample Date					**8/8/2013**	**8/8/2013**	**8/8/2013**	**8/8/2013**	**8/8/2013**	**8/8/2013**	**8/8/2013**	**8/8/2013**	**8/9/2013**	**8/9/2013**
SDG					**SB74662**	**SB74662**	**SB74662**	**SB74662**	**SB74662**	**SB74662**	**SB74662**	**SB74662**	**SB74753**	**SB74753**
PCBs														
Aroclor 1248	ug/kg	NE	NE	NE	< 19.4	< 211	**26.4**	**4330**	**64.0**	< 20.8	< 21.4	< 21.1	< 21.4	< 21.0
Aroclor 1254	ug/kg	NE	NE	NE	< 19.4	< 21.1	< 20.3	< 22.6	< 22.1	< 20.8	< 21.4	< 21.1	< 21.4	< 21.0
Aroclor 1260	ug/kg	NE	NE	NE	< 19.4	< 21.1	< 20.3	**139**	< 22.1	< 20.8	< 21.4	< 21.1	< 21.4	< 21.0
Aroclor 1262	ug/kg	NE	NE	NE	< 19.4	< 21.1	< 20.3	< 22.6	< 22.1	< 20.8	< 21.4	< 21.1	< 21.4	< 21.0
Aroclor 1268	ug/kg	NE	NE	NE	< 19.4	< 21.1	< 20.3	< 22.6	< 22.1	< 20.8	< 21.4	< 21.1	< 21.4	< 21.0
Total PCB Aroclors	ug/kg	NE	NE	1000	< 19.4	< 211	**26.4**	**4469**	**64**	< 20.8	< 21.4	< 21.1	< 21.4	< 21.0
PCBs-SPLP														
Aroclor 1242	ug/l	NE	NE	NE	NS	NS	NS	NS	NS	NS	NS	NS	NS	NS
Aroclor 1248	ug/l	NE	NE	NE	NS	NS	NS	NS	NS	NS	NS	NS	NS	NS
Aroclor 1260	ug/l	NE	NE	NE	NS	NS	NS	NS	NS	NS	NS	NS	NS	NS
Total PCB Aroclors	ug/l	0.5	5	NE	NS	NS	NS	NS	NS	NS	NS	NS	NS	NS

Notes:
This is a summary table. Only detected analytes are shown.
<0.010 = Not detected above the laboratory reporting limit
Bold = Detected above reporting limit
Yellow highlighted cells exceed the 2013 GA PMC
Green highlighted cells exceed the 2013 GB PMC
Blue highlighted cells exceed the 2013 RES DEC
RES DEC = Residential Direct Exposure Criteria
GA PMC = Pollutant Mobility Criteria for GA classified groundwater areas
GB PMC = Pollutant Mobility Criteria for GB classified groundwater areas
NE = Criteria has not been established
NS = Not sampled for this constituent
ug/kg = micrograms per kilogram
ug/l = micrograms per liter
mg/kg = milligrams per kilogram
U = The analyte was not detected above the detection limit
J+ = Result may be biased high
J-= Result may be biased low
J = Result is considered estimated
UJ = The analyte was not detected at a level greater than or equal to the adjusted DL. However, the reported adjusted DL is approximate and may be inaccurate or imprecise.

Table 1
AOC 1 PCB Soil Analytical Data
EC Application

Location ID Depth Interval Sample ID Sample Date SDG	Unit	2013 GA PMC	2013 GB PMC	2013 RES DEC	MB-24 3 - 4 ft MB-24(3-4)-1 8/9/2013 SB74753	MB-25 0.5 - 1 ft MB-25 (0.5-1)-1 8/8/2013 SB74662	MB-25 1 - 2 ft MB-25 (1-2)-1 8/8/2013 SB74662	MB-25 4 - 5 ft MB-25 (4-5)-1 8/8/2013 SB74662	MB-26 0.5 - 1 ft MB-26 (0.5-1)-1 8/8/2013 SB74662	MB-26 2 - 3 ft MB-26 (2-3)-1 8/8/2013 SB74662	MB-26 4 - 5 ft MB-26 (4-5)-1 8/8/2013 SB74662	MB-27 0 - 0.5 ft MB-27 (0-0.5)-1 8/8/2013 SB74662	MB-27 1 - 2 ft MB-27 (1-2)-1 8/8/2013 SB74662	MB-27 3 - 4 ft MB-27 (3-4)-1 8/8/2013 SB74662
PCBs														
Aroclor 1248	ug/kg	NE	NE	NE	< 22.2	< 20.6	< 20.3	**309**	< 20.8	< 227	< 234	< 20.3	< 22.0	< 22.3
Aroclor 1254	ug/kg	NE	NE	NE	< 22.2	< 20.6	< 20.3	< 23.0	< 20.8	< 22.7	< 23.4	< 20.3	< 22.0	< 22.3
Aroclor 1260	ug/kg	NE	NE	NE	< 22.2	< 20.6	< 20.3	< 23.0	< 20.8	< 22.7	**35.0**	< 20.3	< 22.0	< 22.3
Aroclor 1262	ug/kg	NE	NE	NE	< 22.2	< 20.6	< 20.3	< 23.0	< 20.8	< 22.7	< 23.4	< 20.3	< 22.0	< 22.3
Aroclor 1268	ug/kg	NE	NE	NE	< 22.2	< 20.6	< 20.3	< 23.0	< 20.8	< 22.7	< 23.4	< 20.3	< 22.0	< 22.3
Total PCB Aroclors	ug/kg	NE	NE	1000	< 22.2	< 20.6	< 20.3	**309**	< 20.8	< 227	**35**	< 20.3	< 22.0	< 22.3
PCBs-SPLP														
Aroclor 1242	ug/l	NE	NE	NE	NS	NS	NS	NS	NS	NS	NS	NS	NS	NS
Aroclor 1248	ug/l	NE	NE	NE	NS	NS	NS	NS	NS	NS	NS	NS	NS	NS
Aroclor 1260	ug/l	NE	NE	NE	NS	NS	NS	NS	NS	NS	NS	NS	NS	NS
Total PCB Aroclors	ug/l	0.5	5	NE	NS	NS	NS	NS	NS	NS	NS	NS	NS	NS

Notes:
This is a summary table. Only detected analytes are shown.
<0.010 = Not detected above the laboratory reporting limit
Bold = Detected above reporting limit
Yellow highlighted cells exceed the 2013 GA PMC
Green highlighted cells exceed the 2013 GB PMC
Blue highlighted cells exceed the 2013 RES DEC
RES DEC = Residential Direct Exposure Criteria
GA PMC = Pollutant Mobility Criteria for GA classified groundwater areas
GB PMC = Pollutant Mobility Criteria for GB classified groundwater areas
NE = Criteria has not been established
NS = Not sampled for this constituent
ug/kg = micrograms per kilogram
ug/l = micrograms per liter
mg/kg = milligrams per kilogram
U = The analyte was not detected above the detection limit
J+ = Result may be biased high
J-= Result may be biased low
J = Result is considered estimated
UJ = The analyte was not detected at a level greater than or equal to the adjusted DL. However, the reported adjusted DL is approximate and may be inaccurate or imprecise.

Table 1
AOC 1 PCB Soil Analytical Data
EC Application

Greenwich High School
10 Hillside Road
Greenwich, CT

Location ID					**MB-28**	**MB-28**	**MB-28**	**MB-29**	**MB-29**	**MB-29**	**MB-30**	**MB-30**	**MB-30**	**MB-31**
Depth Interval					**0.5 - 1 ft**	**2 - 3 ft**	**4 - 5 ft**	**0 - 0.5 ft**	**1 - 2 ft**	**3 - 4 ft**	**0.5 - 1 ft**	**2 - 3 ft**	**3 - 4 ft**	**0 - 0.5 ft**
Sample ID	**Unit**	**2013 GA PMC**	**2013 GB PMC**	**2013 RES DEC**	**MB-28 (0.5-1)-1**	**MB-28 (2-3)-1**	**MB-28 (4-5)-1**	**MB-29 (0-0.5)-1**	**MB-29 (1-2)-1**	**MB-29 (3-4)-1**	**MB-30 (0.5-1)-1**	**MB-30 (2-3)**	**MB-30 (3-4)**	**MB-31 (0-0.5)-1**
Sample Date					**8/8/2013**	**8/8/2013**	**8/8/2013**	**8/8/2013**	**8/8/2013**	**8/8/2013**	**8/8/2013**	**8/8/2013**	**8/8/2013**	**8/8/2013**
SDG					**SB74662**	**SB74662**	**SB74662**	**SB74662**	**SB74662**	**SB74662**	**SB74662**	**SB74662**	**SB74662**	**SB74662**
PCBs														
Aroclor 1248	ug/kg	NE	NE	NE	< 20.6	< 237	< 23.5	< 21.3	< 209	**293**	< 21.2	< 20.3	**207**	< 20.7
Aroclor 1254	ug/kg	NE	NE	NE	< 20.6	< 23.7	< 23.5	< 21.3	< 20.9	< 22.8	< 21.2	< 20.3	< 20.9	< 20.7
Aroclor 1260	ug/kg	NE	NE	NE	< 20.6	< 23.7	< 23.5	< 21.3	< 20.9	< 22.8	< 21.2	< 20.3	< 20.9	< 20.7
Aroclor 1262	ug/kg	NE	NE	NE	< 20.6	< 23.7	< 23.5	< 21.3	< 20.9	< 22.8	< 21.2	< 20.3	< 20.9	< 20.7
Aroclor 1268	ug/kg	NE	NE	NE	< 20.6	< 23.7	< 23.5	< 21.3	< 20.9	< 22.8	< 21.2	< 20.3	< 20.9	< 20.7
Total PCB Aroclors	ug/kg	NE	NE	1000	< 20.6	< 237	< 23.5	< 21.3	< 209	**293**	< 21.2	< 20.3	**207**	< 20.7
PCBs-SPLP														
Aroclor 1242	ug/l	NE	NE	NE	NS	NS	NS	NS	NS	NS	NS	NS	NS	NS
Aroclor 1248	ug/l	NE	NE	NE	NS	NS	NS	NS	NS	NS	NS	NS	NS	NS
Aroclor 1260	ug/l	NE	NE	NE	NS	NS	NS	NS	NS	NS	NS	NS	NS	NS
Total PCB Aroclors	ug/l	0.5	5	NE	NS	NS	NS	NS	NS	NS	NS	NS	NS	NS

Notes:
This is a summary table. Only detected analytes are shown.
<0.010 = Not detected above the laboratory reporting limit
Bold = Detected above reporting limit
Yellow highlighted cells exceed the 2013 GA PMC
Green highlighted cells exceed the 2013 GB PMC
Blue highlighted cells exceed the 2013 RES DEC
RES DEC = Residential Direct Exposure Criteria
GA PMC = Pollutant Mobility Criteria for GA classified groundwater areas
GB PMC = Pollutant Mobility Criteria for GB classified groundwater areas
NE = Criteria has not been established
NS = Not sampled for this constituent
ug/kg = micrograms per kilogram
ug/l = micrograms per liter
mg/kg = milligrams per kilogram
U = The analyte was not detected above the detection limit
J+ = Result may be biased high
J-= Result may be biased low
J = Result is considered estimated
UJ = The analyte was not detected at a level greater than or equal to the adjusted DL. However, the reported adjusted DL is approximate and may be inaccurate or imprecise.

Table 1
AOC 1 PCB Soil Analytical Data
EC Application

Greenwich High School
10 Hillside Road
Greenwich, CT

Location ID					**MB-31**	**MB-31**	**MB-32**	**MB-32**	**MB-32**	**MB-33**	**MB-33**	**MB-33**	**MB-34**	**MB-34**
Depth Interval					**1 - 2 ft**	**3 - 4 ft**	**0 - 0.5 ft**	**2 - 3 ft**	**4 - 5 ft**	**0.5 - 1 ft**	**2 - 3 ft**	**4 - 5 ft**	**0.5 - 1 ft**	**2 - 3 ft**
Sample ID	**Unit**	**2013 GA PMC**	**2013 GB PMC**	**2013 RES DEC**	**MB-31 (1-2)-1**	**MB-31 (3-4)-1**	**MB-32 (0-0.5)-1**	**MB-32 (2-3)-1**	**MB-32 (4-5)**	**MB-33 (0.5-1)-1**	**MB-33 (2-3)-1**	**MB-33 (4-5)-1**	**MB-34 (0.5-1)-1**	**MB-34 (2-3)-1**
Sample Date					**8/8/2013**	**8/8/2013**	**8/8/2013**	**8/8/2013**	**8/8/2013**	**8/8/2013**	**8/8/2013**	**8/8/2013**	**8/8/2013**	**8/8/2013**
SDG					**SB74662**	**SB74662**	**SB74662**	**SB74662**	**SB74662**	**SB74662**	**SB74662**	**SB74662**	**SB74662**	**SB74662**
PCBs														
Aroclor 1248	ug/kg	NE	NE	NE	< 23.8	< 22.2	< 20.8	< 222	< 212	< 21.7	< 21.4	< 220	**74.1**	**130**
Aroclor 1254	ug/kg	NE	NE	NE	**1000**	**311**	< 20.8	< 222	< 212	< 21.7	**78.2**	< 220	< 20.6	< 20.6
Aroclor 1260	ug/kg	NE	NE	NE	< 23.8	< 22.2	< 20.8	< 22.2	< 21.2	< 21.7	< 21.4	< 22.0	< 20.6	< 20.6
Aroclor 1262	ug/kg	NE	NE	NE	< 23.8	< 22.2	< 20.8	< 22.2	< 21.2	< 21.7	< 21.4	< 22.0	< 20.6	< 20.6
Aroclor 1268	ug/kg	NE	NE	NE	< 23.8	< 22.2	< 20.8	< 22.2	< 21.2	< 21.7	< 21.4	< 22.0	< 20.6	< 20.6
Total PCB Aroclors	ug/kg	NE	NE	1000	**1000**	**311**	< 20.8	< 222	< 212	< 21.7	**78.2**	< 220	**74.1**	**130**
PCBs-SPLP														
Aroclor 1242	ug/l	NE	NE	NE	NS	NS	NS	NS	NS	NS	NS	NS	NS	NS
Aroclor 1248	ug/l	NE	NE	NE	NS	NS	NS	NS	NS	NS	NS	NS	NS	NS
Aroclor 1260	ug/l	NE	NE	NE	NS	NS	NS	NS	NS	NS	NS	NS	NS	NS
Total PCB Aroclors	ug/l	0.5	5	NE	NS	NS	NS	NS	NS	NS	NS	NS	NS	NS

Notes:
This is a summary table. Only detected analytes are shown.
<0.010 = Not detected above the laboratory reporting limit
Bold = Detected above reporting limit
Yellow highlighted cells exceed the 2013 GA PMC
Green highlighted cells exceed the 2013 GB PMC
Blue highlighted cells exceed the 2013 RES DEC
RES DEC = Residential Direct Exposure Criteria
GA PMC = Pollutant Mobility Criteria for GA classified groundwater areas
GB PMC = Pollutant Mobility Criteria for GB classified groundwater areas
NE = Criteria has not been established
NS = Not sampled for this constituent
ug/kg = micrograms per kilogram
ug/l = micrograms per liter
mg/kg = milligrams per kilogram
U = The analyte was not detected above the detection limit
J+ = Result may be biased high
J-= Result may be biased low
J = Result is considered estimated
UJ = The analyte was not detected at a level greater than or equal to the adjusted DL. However, the reported adjusted DL is approximate and may be inaccurate or imprecise.

Table 1
AOC 1 PCB Soil Analytical Data
EC Application

Greenwich High School
10 Hillside Road
Greenwich, CT

Location ID					**MB-34**	**MB-34**	**MB-35**	**MB-35**	**MB-35**	**MB-36**	**MB-36**	**MB-36**	**MB-36**	**MB-37**
Depth Interval					**4 - 5 ft**	**8 - 9 ft**	**0 - 0.5 ft**	**1 - 2 ft**	**4 - 5 ft**	**0 - 0.5 ft**	**1 - 2 ft**	**3 - 4 ft**	**5 - 7 ft**	**0.5 - 1 ft**
Sample ID	**Unit**	**2013 GA PMC**	**2013 GB PMC**	**2013 RES DEC**	**MB-34 (4-5)-1**	**MB-34 (8-9)-1**	**MB-35(0-0.5)-1**	**MB-35(1-2)-1**	**MB-35(4-5)-1**	**MB-36 (0-0.5)-1**	**MB-36 (1-2)-1**	**MB-36 (3-4)-1**	**MB-36 (5-7)-1**	**MB-37 (0.5-1)-1**
Sample Date					**8/8/2013**	**8/8/2013**	**8/9/2013**	**8/9/2013**	**8/9/2013**	**8/8/2013**	**8/8/2013**	**8/8/2013**	**8/8/2013**	**8/8/2013**
SDG					**SB74662**	**SB74662**	**SB74753**	**SB74753**	**SB74753**	**SB74662**	**SB74662**	**SB74662**	**SB74662**	**SB74662**
PCBs														
Aroclor 1248	ug/kg	NE	NE	NE	< 22.9	< 28.3	< 20.1	< 20.1	**4970**	< 19.8	< 45.1	**93.9**	**77.5**	< 19.8
Aroclor 1254	ug/kg	NE	NE	NE	< 22.9	< 28.3	< 20.1	**45.2**	< 22.7	< 19.8	< 22.5	< 21.3	< 20.9	< 19.8
Aroclor 1260	ug/kg	NE	NE	NE	< 22.9	< 28.3	< 20.1	< 20.1	**141**	< 19.8	< 22.5	< 21.3	< 20.9	< 19.8
Aroclor 1262	ug/kg	NE	NE	NE	< 22.9	< 28.3	< 20.1	< 20.1	< 22.7	< 19.8	< 22.5	< 21.3	< 20.9	< 19.8
Aroclor 1268	ug/kg	NE	NE	NE	< 22.9	< 28.3	< 20.1	< 20.1	< 22.7	< 19.8	< 22.5	< 21.3	< 20.9	< 19.8
Total PCB Aroclors	ug/kg	NE	NE	1000	< 22.9	< 28.3	< 20.1	**45.2**	**5111**	< 19.8	< 45.1	**93.9**	**77.5**	< 19.8
PCBs-SPLP														
Aroclor 1242	ug/l	NE	NE	NE	NS	NS	NS	NS	NS	NS	NS	NS	NS	NS
Aroclor 1248	ug/l	NE	NE	NE	NS	NS	NS	NS	NS	NS	NS	NS	NS	NS
Aroclor 1260	ug/l	NE	NE	NE	NS	NS	NS	NS	NS	NS	NS	NS	NS	NS
Total PCB Aroclors	ug/l	0.5	5	NE	NS	NS	NS	NS	NS	NS	NS	NS	NS	NS

Notes:
This is a summary table. Only detected analytes are shown.
<0.010 = Not detected above the laboratory reporting limit
Bold = Detected above reporting limit
Yellow highlighted cells exceed the 2013 GA PMC
Green highlighted cells exceed the 2013 GB PMC
Blue highlighted cells exceed the 2013 RES DEC
RES DEC = Residential Direct Exposure Criteria
GA PMC = Pollutant Mobility Criteria for GA classified groundwater areas
GB PMC = Pollutant Mobility Criteria for GB classified groundwater areas
NE = Criteria has not been established
NS = Not sampled for this constituent
ug/kg = micrograms per kilogram
ug/l = micrograms per liter
mg/kg = milligrams per kilogram
U = The analyte was not detected above the detection limit
J+ = Result may be biased high
J-= Result may be biased low
J = Result is considered estimated
UJ = The analyte was not detected at a level greater than or equal to the adjusted DL. However, the reported adjusted DL is approximate and may be inaccurate or imprecise.

Table 1
AOC 1 PCB Soil Analytical Data
EC Application

Greenwich High School
10 Hillside Road
Greenwich, CT

Location ID					**MB-37**	**MB-37**	**MB-38**	**MB-38**	**MB-38**	**MB-39**	**MB-39**	**MB-39**	**MB-40**	**MB-40**
Depth Interval					**2 - 3 ft**	**4 - 5 ft**	**0 - 0.5 ft**	**2 - 3 ft**	**4 - 5 ft**	**0.5 - 1 ft**	**1 - 2 ft**	**3 - 4 ft**	**0 - 0.5 ft**	**2 - 3 ft**
Sample ID	**Unit**	**2013 GA PMC**	**2013 GB PMC**	**2013 RES DEC**	**MB-37 (2-3)-1**	**MB-37 (4-5)-1**	**MB-38 (0-0.5)-1**	**MB-38 (2-3)-1**	**MB-38 (4-5)-1**	**MB-39 (0.5-1)-1**	**MB-39 (1-2)-1**	**MB-39 (3-4)-1**	**MB-40 (0-0.5)-1**	**MB-40 (2-3)-1**
Sample Date					**8/8/2013**	**8/8/2013**	**8/8/2013**	**8/8/2013**	**8/8/2013**	**8/8/2013**	**8/8/2013**	**8/8/2013**	**8/8/2013**	**8/8/2013**
SDG					**SB74662**	**SB74662**	**SB74662**	**SB74662**	**SB74662**	**SB74662**	**SB74662**	**SB74662**	**SB74662**	**SB74662**
PCBs														
Aroclor 1248	ug/kg	NE	NE	NE	< 45.2	< 20.6	< 20.1	< 20.6	< 48.8	< 21.7	< 20.7	< 213	< 20.3	**173**
Aroclor 1254	ug/kg	NE	NE	NE	< 22.6	< 20.6	< 20.1	< 20.6	< 24.4	< 21.7	< 20.7	< 21.3	< 20.3	< 22.6
Aroclor 1260	ug/kg	NE	NE	NE	< 22.6	< 20.6	< 20.1	< 20.6	< 24.4	< 21.7	< 20.7	< 21.3	< 20.3	< 22.6
Aroclor 1262	ug/kg	NE	NE	NE	< 22.6	< 20.6	< 20.1	< 20.6	< 24.4	< 21.7	< 20.7	< 21.3	< 20.3	< 22.6
Aroclor 1268	ug/kg	NE	NE	NE	< 22.6	< 20.6	< 20.1	< 20.6	< 24.4	< 21.7	< 20.7	< 21.3	< 20.3	< 22.6
Total PCB Aroclors	ug/kg	NE	NE	1000	< 45.2	< 20.6	< 20.1	< 20.6	< 48.8	< 21.7	< 20.7	< 213	< 20.3	**173**
PCBs-SPLP														
Aroclor 1242	ug/l	NE	NE	NE	NS	NS	NS	NS	NS	NS	NS	NS	NS	NS
Aroclor 1248	ug/l	NE	NE	NE	NS	NS	NS	NS	NS	NS	NS	NS	NS	NS
Aroclor 1260	ug/l	NE	NE	NE	NS	NS	NS	NS	NS	NS	NS	NS	NS	NS
Total PCB Aroclors	ug/l	0.5	5	NE	NS	NS	NS	NS	NS	NS	NS	NS	NS	NS

Notes:
This is a summary table. Only detected analytes are shown.
<0.010 = Not detected above the laboratory reporting limit
Bold = Detected above reporting limit
Yellow highlighted cells exceed the 2013 GA PMC
Green highlighted cells exceed the 2013 GB PMC
Blue highlighted cells exceed the 2013 RES DEC
RES DEC = Residential Direct Exposure Criteria
GA PMC = Pollutant Mobility Criteria for GA classified groundwater areas
GB PMC = Pollutant Mobility Criteria for GB classified groundwater areas
NE = Criteria has not been established
NS = Not sampled for this constituent
ug/kg = micrograms per kilogram
ug/l = micrograms per liter
mg/kg = milligrams per kilogram
U = The analyte was not detected above the detection limit
J+ = Result may be biased high
J-= Result may be biased low
J = Result is considered estimated
UJ = The analyte was not detected at a level greater than or equal to the adjusted DL. However, the reported adjusted DL is approximate and may be inaccurate or imprecise.

Table 1
AOC 1 PCB Soil Analytical Data
EC Application

Greenwich High School
10 Hillside Road
Greenwich, CT

Location ID					**MB-40**	**MB-40**	**MB-41**	**MB-41**	**MB-41**	**MB-42**	**MB-42**	**MB-42**	**MB-43**	**MB-43**
Depth Interval					**4 - 5 ft**	**5 - 7 ft**	**0.5 - 1 ft**	**1 - 2 ft**	**2 - 3 ft**	**0.5 - 1 ft**	**2 - 3 ft**	**4 - 5 ft**	**0 - 0.5 ft**	**1 - 2 ft**
Sample ID	**Unit**	**2013 GA PMC**	**2013 GB PMC**	**2013 RES DEC**	**MB-40 (4-5)-1**	**MB-40 (5-7)-1**	**MB-41 (0.5-1)-1**	**MB-41 (1-2)-1**	**MB-41 (2-3)-1**	**MB-42 (0.5-1)-1**	**MB-42 (2-3)-1**	**MB-42 (4-5)-1**	**MB-43 (0-0.5)-1**	**MB-43 (1-2)-1**
Sample Date					**8/8/2013**	**8/8/2013**	**8/8/2013**	**8/8/2013**	**8/8/2013**	**8/8/2013**	**8/8/2013**	**8/8/2013**	**8/8/2013**	**8/8/2013**
SDG					**SB74662**	**SB74662**	**SB74662**	**SB74662**	**SB74662**	**SB74662**	**SB74662**	**SB74662**	**SB74662**	**SB74662**
PCBs														
Aroclor 1248	ug/kg	NE	NE	NE	< 371	< 44.7	< 20.4	**396**	**199**	< 20.8	**392**	< 220	< 19.3	< 19.7
Aroclor 1254	ug/kg	NE	NE	NE	< 37.1	< 44.7	< 20.4	< 21.1	< 20.6	< 20.8	< 22.0	< 22.0	< 19.3	< 19.7
Aroclor 1260	ug/kg	NE	NE	NE	< 37.1	< 44.7	< 20.4	< 21.1	< 20.6	< 20.8	< 22.0	< 22.0	< 19.3	< 19.7
Aroclor 1262	ug/kg	NE	NE	NE	< 37.1	< 44.7	< 20.4	< 21.1	< 20.6	< 20.8	< 22.0	< 22.0	< 19.3	< 19.7
Aroclor 1268	ug/kg	NE	NE	NE	< 37.1	< 44.7	< 20.4	< 21.1	< 20.6	< 20.8	< 22.0	< 22.0	< 19.3	< 19.7
Total PCB Aroclors	ug/kg	NE	NE	1000	< 371	< 44.7	< 20.4	**396**	**199**	< 20.8	**392**	< 220	< 19.3	< 19.7
PCBs-SPLP														
Aroclor 1242	ug/l	NE	NE	NE	NS	NS	NS	NS	NS	NS	NS	NS	NS	NS
Aroclor 1248	ug/l	NE	NE	NE	NS	NS	NS	NS	NS	NS	NS	NS	NS	NS
Aroclor 1260	ug/l	NE	NE	NE	NS	NS	NS	NS	NS	NS	NS	NS	NS	NS
Total PCB Aroclors	ug/l	0.5	5	NE	NS	NS	NS	NS	NS	NS	NS	NS	NS	NS

Notes:
This is a summary table. Only detected analytes are shown.
<0.010 = Not detected above the laboratory reporting limit
Bold = Detected above reporting limit
Yellow highlighted cells exceed the 2013 GA PMC
Green highlighted cells exceed the 2013 GB PMC
Blue highlighted cells exceed the 2013 RES DEC
RES DEC = Residential Direct Exposure Criteria
GA PMC = Pollutant Mobility Criteria for GA classified groundwater areas
GB PMC = Pollutant Mobility Criteria for GB classified groundwater areas
NE = Criteria has not been established
NS = Not sampled for this constituent
ug/kg = micrograms per kilogram
ug/l = micrograms per liter
mg/kg = milligrams per kilogram
U = The analyte was not detected above the detection limit
J+ = Result may be biased high
J-= Result may be biased low
J = Result is considered estimated
UJ = The analyte was not detected at a level greater than or equal to the adjusted DL. However, the reported adjusted DL is approximate and may be inaccurate or imprecise.

Table 1
AOC 1 PCB Soil Analytical Data
EC Application

Greenwich High School
10 Hillside Road
Greenwich, CT

Location ID					**MB-43**	**MB-44**	**MB-44**	**MB-44**	**MB-44**	**MB-45**	**MB-45**	**MB-46**	**MB-46**	**MB-50**
Depth Interval					**3 - 4 ft**	**0.5 - 1 ft**	**3 - 4 ft**	**4 - 5 ft**	**8 - 10 ft**	**0 - 0.5 ft**	**4 - 5 ft**	**0.5 - 1 ft**	**3 - 4 ft**	**0 - 0.5 ft**
Sample ID	**Unit**	**2013 GA PMC**	**2013 GB PMC**	**2013 RES DEC**	**MB-43 (3-4)-1**	**MB-44 (0.5-1)-1**	**MB-44 (3-4)-1**	**MB-44 (4-5)-1**	**MB-44 (8-10)-1**	**MB-45 (0-0.5)-1**	**MB-45 (4-5)-1**	**MB-46 (0.5-1)-1**	**MB-46 (3-4)-1**	**MB-50 (0-0.5)120313**
Sample Date					**8/8/2013**	**8/8/2013**	**8/8/2013**	**8/8/2013**	**8/8/2013**	**8/8/2013**	**8/8/2013**	**8/8/2013**	**8/8/2013**	**12/3/2013**
SDG					**SB74662**	**SB74662**	**SB74662**	**SB74662**	**SB74662**	**SB74619**	**SB74619**	**SB74619**	**SB74619**	**SB81322**
PCBs														
Aroclor 1248	ug/kg	NE	NE	NE	**638**	< 20.0	**3250**	**182**	< 30.5	< 21.5	< 21.6	< 20.3	**103**	< 21.5
Aroclor 1254	ug/kg	NE	NE	NE	< 21.2	< 20.0	< 22.3	< 21.8	< 30.5	< 108	< 21.6	< 101	**352**	< 21.5
Aroclor 1260	ug/kg	NE	NE	NE	< 21.2	< 20.0	**79.0**	< 21.8	< 30.5	**21.5**	< 21.6	< 20.3	**37.4**	< 21.5
Aroclor 1262	ug/kg	NE	NE	NE	< 21.2	< 20.0	< 22.3	< 21.8	< 30.5	< 21.5	< 21.6	< 20.3	< 20.2	< 21.5
Aroclor 1268	ug/kg	NE	NE	NE	< 21.2	< 20.0	< 22.3	< 21.8	< 30.5	< 21.5	< 21.6	< 20.3	< 20.2	< 21.5
Total PCB Aroclors	ug/kg	NE	NE	1000	**638**	< 20.0	**3329**	**182**	< 30.5	**21.5**	< 21.6	< 20.3	**492.4**	< 21.5
PCBs-SPLP														
Aroclor 1242	ug/l	NE	NE	NE	NS	NS	NS	NS	NS	NS	NS	NS	NS	NS
Aroclor 1248	ug/l	NE	NE	NE	NS	NS	NS	NS	NS	NS	NS	NS	NS	NS
Aroclor 1260	ug/l	NE	NE	NE	NS	NS	NS	NS	NS	NS	NS	NS	NS	NS
Total PCB Aroclors	ug/l	0.5	5	NE	NS	NS	NS	NS	NS	NS	NS	NS	NS	NS

Notes:
This is a summary table. Only detected analytes are shown.
<0.010 = Not detected above the laboratory reporting limit
Bold = Detected above reporting limit
Yellow highlighted cells exceed the 2013 GA PMC
Green highlighted cells exceed the 2013 GB PMC
Blue highlighted cells exceed the 2013 RES DEC
RES DEC = Residential Direct Exposure Criteria
GA PMC = Pollutant Mobility Criteria for GA classified groundwater areas
GB PMC = Pollutant Mobility Criteria for GB classified groundwater areas
NE = Criteria has not been established
NS = Not sampled for this constituent
ug/kg = micrograms per kilogram
ug/l = micrograms per liter
mg/kg = milligrams per kilogram
U = The analyte was not detected above the detection limit
J+ = Result may be biased high
J-= Result may be biased low
J = Result is considered estimated
UJ = The analyte was not detected at a level greater than or equal to the adjusted DL. However, the reported adjusted DL is approximate and may be inaccurate or imprecise.

Table 1
AOC 1 PCB Soil Analytical Data
EC Application

Greenwich High School
10 Hillside Road
Greenwich, CT

Location ID					**MB-50**	**MB-51**	**MB-51**	**MB-52**	**MB-52**	**MB-53**	**MB-53**	**MB-54**	**MB-54**	**MB-55**
Depth Interval					**1 - 1.5 ft**	**0.5 - 1 ft**	**1.5 - 2 ft**	**0 - 0.5 ft**	**2 - 2.5 ft**	**0.5 - 1 ft**	**2 - 2.5 ft**	**0 - 0.5 ft**	**3 - 3.5 ft**	**0.5 - 1 ft**
Sample ID	**Unit**	**2013 GA PMC**	**2013 GB PMC**	**2013 RES DEC**	**MB-50 (1-1.5)120313**	**MB-51 (0.5-1)120313**	**MB-51 (1.5-2)120313**	**MB-52 (0-0.5)120313**	**MB-52 (2-2.5)120313**	**MB-53 (0.5-1)120313**	**MB-53 (2.5-3)120313**	**MB-54 (0-0.5)120313**	**MB-54 (3-3.5)120313**	**MB-55 (0.5-1)120313**
Sample Date					**12/3/2013**	**12/3/2013**	**12/3/2013**	**12/3/2013**	**12/3/2013**	**12/3/2013**	**12/3/2013**	**12/3/2013**	**12/3/2013**	**12/3/2013**
SDG					**SB81322**	**SB81322**	**SB81322**	**SB81322**	**SB81322**	**SB81322**	**SB81322**	**SB81322**	**SB81322**	**SB81322**
PCBs														
Aroclor 1248	ug/kg	NE	NE	NE	< 22.8	< 21.1	< 22.4	< 21.3	< 20.3	< 19.4	< 21.1	< 20.1	< 20.8	**2040**
Aroclor 1254	ug/kg	NE	NE	NE	< 22.8	< 21.1	< 22.4	< 21.3	< 20.3	NS	**197**	< 20.1	< 20.8	< 21.5
Aroclor 1260	ug/kg	NE	NE	NE	< 22.8	< 21.1	< 22.4	< 21.3	< 20.3	NS	NS	< 20.1	< 20.8	NS
Aroclor 1262	ug/kg	NE	NE	NE	< 22.8	< 21.1	< 22.4	< 21.3	< 20.3	< 19.4	< 21.1	< 20.1	< 20.8	< 21.5
Aroclor 1268	ug/kg	NE	NE	NE	< 22.8	< 21.1	< 22.4	< 21.3	< 20.3	< 19.4	< 21.1	< 20.1	< 20.8	< 21.5
Total PCB Aroclors	ug/kg	NE	NE	1000	< 22.8	< 21.1	< 22.4	< 21.3	< 20.3	< 19.4	**197**	< 20.1	< 20.8	**2040**
PCBs-SPLP														
Aroclor 1242	ug/l	NE	NE	NE	NS	NS	NS	NS	NS	NS	NS	NS	NS	NS
Aroclor 1248	ug/l	NE	NE	NE	NS	NS	NS	NS	NS	NS	NS	NS	NS	NS
Aroclor 1260	ug/l	NE	NE	NE	NS	NS	NS	NS	NS	NS	NS	NS	NS	NS
Total PCB Aroclors	ug/l	0.5	5	NE	NS	NS	NS	NS	NS	NS	NS	NS	NS	NS

Notes:
This is a summary table. Only detected analytes are shown.
<0.010 = Not detected above the laboratory reporting limit
Bold = Detected above reporting limit
Yellow highlighted cells exceed the 2013 GA PMC
Green highlighted cells exceed the 2013 GB PMC
Blue highlighted cells exceed the 2013 RES DEC
RES DEC = Residential Direct Exposure Criteria
GA PMC = Pollutant Mobility Criteria for GA classified groundwater areas
GB PMC = Pollutant Mobility Criteria for GB classified groundwater areas
NE = Criteria has not been established
NS = Not sampled for this constituent
ug/kg = micrograms per kilogram
ug/l = micrograms per liter
mg/kg = milligrams per kilogram
U = The analyte was not detected above the detection limit
J+ = Result may be biased high
J-= Result may be biased low
J = Result is considered estimated
UJ = The analyte was not detected at a level greater than or equal to the adjusted DL. However, the reported adjusted DL is approximate and may be inaccurate or imprecise.

Table 1
AOC 1 PCB Soil Analytical Data
EC Application

Greenwich High School
10 Hillside Road
Greenwich, CT

Location ID					**MB-55**	**MB-56**	**MB-56**	**MB-57**	**MB-57**	**MB-58**	**MB-58**	**MB-59**	**MB-59**	**MB-60**
Depth Interval					**1 - 1.5 ft**	**0 - 0.5 ft**	**1.5 - 2 ft**	**0.5 - 1 ft**	**2 - 2.5 ft**	**0 - 0.5 ft**	**2 - 2.5 ft**	**0.5 - 1 ft**	**3 - 3.5 ft**	**0 - 0.5 ft**
Sample ID	**Unit**	**2013 GA PMC**	**2013 GB PMC**	**2013 RES DEC**	**MB-55 (1-1.5)120313**	**MB-56 (0-0.5)120313**	**MB-56 (1.5-2)120313**	**MB-57 (0.5-1)120313**	**MB-57 (2-2.5)120313**	**MB-58 (0-0.5)120313**	**MB-58 (2.5-3)120313**	**MB-59 (0.5-1)120313**	**MB-59 (3-3.5)120313**	**MB-60 (0-0.5)120313**
Sample Date					**12/3/2013**	**12/3/2013**	**12/3/2013**	**12/3/2013**	**12/3/2013**	**12/3/2013**	**12/3/2013**	**12/3/2013**	**12/3/2013**	**12/3/2013**
SDG					**SB81322**	**SB81322**	**SB81322**	**SB81322**	**SB81322**	**SB81322**	**SB81322**	**SB81322**	**SB81322**	**SB81322**
PCBs														
Aroclor 1248	ug/kg	NE	NE	NE	< 21.9	< 20.4	< 19.6	< 20.8	< 21.9	< 20.7	< 28.4	< 20.1	< 20.2	< 20.2
Aroclor 1254	ug/kg	NE	NE	NE	**59.1**	< 20.4	< 19.6	< 20.8	< 21.9	< 20.7	< 28.4	**101**	< 20.2	< 20.2
Aroclor 1260	ug/kg	NE	NE	NE	< 21.9	< 20.4	< 19.6	< 20.8	< 21.9	< 20.7	< 28.4	< 20.1	< 20.2	< 20.2
Aroclor 1262	ug/kg	NE	NE	NE	< 21.9	< 20.4	< 19.6	< 20.8	< 21.9	< 20.7	< 28.4	< 20.1	< 20.2	< 20.2
Aroclor 1268	ug/kg	NE	NE	NE	< 21.9	< 20.4	< 19.6	< 20.8	< 21.9	< 20.7	< 28.4	< 20.1	< 20.2	< 20.2
Total PCB Aroclors	ug/kg	NE	NE	1000	**59.1**	< 20.4	< 19.6	< 20.8	< 21.9	< 20.7	< 28.4	**101**	< 20.2	< 20.2
PCBs-SPLP														
Aroclor 1242	ug/l	NE	NE	NE	NS	NS	NS	NS	NS	NS	NS	NS	NS	NS
Aroclor 1248	ug/l	NE	NE	NE	NS	NS	NS	NS	NS	NS	NS	NS	NS	NS
Aroclor 1260	ug/l	NE	NE	NE	NS	NS	NS	NS	NS	NS	NS	NS	NS	NS
Total PCB Aroclors	ug/l	0.5	5	NE	NS	NS	NS	NS	NS	NS	NS	NS	NS	NS

Notes:
This is a summary table. Only detected analytes are shown.
<0.010 = Not detected above the laboratory reporting limit
Bold = Detected above reporting limit
Yellow highlighted cells exceed the 2013 GA PMC
Green highlighted cells exceed the 2013 GB PMC
Blue highlighted cells exceed the 2013 RES DEC
RES DEC = Residential Direct Exposure Criteria
GA PMC = Pollutant Mobility Criteria for GA classified groundwater areas
GB PMC = Pollutant Mobility Criteria for GB classified groundwater areas
NE = Criteria has not been established
NS = Not sampled for this constituent
ug/kg = micrograms per kilogram
ug/l = micrograms per liter
mg/kg = milligrams per kilogram
U = The analyte was not detected above the detection limit
J+ = Result may be biased high
J-= Result may be biased low
J = Result is considered estimated
UJ = The analyte was not detected at a level greater than or equal to the adjusted DL. However, the reported adjusted DL is approximate and may be inaccurate or imprecise.

Table 1
AOC 1 PCB Soil Analytical Data
EC Application

Greenwich High School
10 Hillside Road
Greenwich, CT

Location ID **Depth Interval** **Sample ID** **Sample Date** **SDG**	**Unit**	**2013 GA PMC**	**2013 GB PMC**	**2013 RES DEC**	**MB-60** **1 - 1.5 ft** **MB-60 (1-1.5)120313** **12/3/2013** **SB81322**	**MU-SB04** **10 - 12 ft** **MU-SB04(10-12)-1** **2/14/2013** **SB64625**	**MU-SB04** **12 - 14 ft** **MU-SB04(12-14)-1** **2/14/2013** **SB64625**	**MU-SB04** **5 - 7 ft** **MU-SB04(5-7)-1** **2/14/2013** **SB64625**	**MU-SB05** **11 - 13 ft** **MU-SB05(11-13)-1** **2/14/2013** **SB64625**	**MU-SB05** **5 - 7 ft** **MU-SB05(5-7)-1** **2/14/2013** **SB64625**	**MU-SB06** **11 - 13 ft** **MU-SB06(11-13)-1** **2/14/2013** **SB64625**	**MU-SB06** **5 - 7 ft** **MU-SB06(5-7)-1** **2/14/2013** **SB64625**	**MU-SB07** **10.5 - 12.5 ft** **MU-SB07(10.5-12.5)-1** **2/14/2013** **SB64625**	**MU-SB07** **13.5 - 15 ft** **MU-SB07(13.5-15)-1** **2/14/2013** **SB64625**
PCBs														
Aroclor 1248	ug/kg	NE	NE	NE	< 21.7	< 34.3	< 69.6	**184**	< 34.5	**2410**	< 34.1	**473**	< 22.6	< 32.7
Aroclor 1254	ug/kg	NE	NE	NE	< 21.7	< 34.3	< 69.6	< 22.3	< 34.5	< 22.0	< 34.1	< 22.5	< 22.6	< 32.7
Aroclor 1260	ug/kg	NE	NE	NE	< 21.7	< 34.3	< 69.6	< 22.3	< 34.5	**51.7**	< 34.1	< 22.5	< 22.6	< 32.7
Aroclor 1262	ug/kg	NE	NE	NE	< 21.7	< 34.3	< 69.6	< 22.3	< 34.5	< 22.0	< 34.1	< 22.5	< 22.6	< 32.7
Aroclor 1268	ug/kg	NE	NE	NE	< 21.7	< 34.3	< 69.6	< 22.3	< 34.5	< 22.0	< 34.1	< 22.5	< 22.6	< 32.7
Total PCB Aroclors	ug/kg	NE	NE	1000	< 21.7	< 34.3	< 69.6	**184**	< 34.5	**2461.7**	< 34.1	**473**	< 22.6	< 32.7
PCBs-SPLP														
Aroclor 1242	ug/l	NE	NE	NE	NS	NS	NS	NS	NS	NS	NS	NS	NS	NS
Aroclor 1248	ug/l	NE	NE	NE	NS	NS	NS	NS	NS	NS	NS	NS	NS	NS
Aroclor 1260	ug/l	NE	NE	NE	NS	NS	NS	NS	NS	NS	NS	NS	NS	NS
Total PCB Aroclors	ug/l	0.5	5	NE	NS	NS	NS	NS	NS	NS	NS	NS	NS	NS

Notes:
This is a summary table. Only detected analytes are shown.
<0.010 = Not detected above the laboratory reporting limit
Bold = Detected above reporting limit
Yellow highlighted cells exceed the 2013 GA PMC
Green highlighted cells exceed the 2013 GB PMC
Blue highlighted cells exceed the 2013 RES DEC
RES DEC = Residential Direct Exposure Criteria
GA PMC = Pollutant Mobility Criteria for GA classified groundwater areas
GB PMC = Pollutant Mobility Criteria for GB classified groundwater areas
NE = Criteria has not been established
NS = Not sampled for this constituent
ug/kg = micrograms per kilogram
ug/l = micrograms per liter
mg/kg = milligrams per kilogram
U = The analyte was not detected above the detection limit
J+ = Result may be biased high
J-= Result may be biased low
J = Result is considered estimated
UJ = The analyte was not detected at a level greater than or equal to the adjusted DL. However, the reported adjusted DL is approximate and may be inaccurate or imprecise.

Table 1
AOC 1 PCB Soil Analytical Data
EC Application

Greenwich High School
10 Hillside Road
Greenwich, CT

Location ID					**MU-SB07**	**MU-SB08**	**MU-SB08**	**MU-SB09**	**MU-SB09**	**MU-SB10**	**MU-SB10**	**MU-SB11**	**MU-SB11**	**MU-SB12**
Depth Interval					**5 - 7 ft**	**13 - 15 ft**	**5 - 7 ft**	**11 - 13 ft**	**5 - 7 ft**	**12 - 14 ft**	**5 - 7 ft**	**10 - 12 ft**	**5 - 7 ft**	**10 - 11 ft**
Sample ID	**Unit**	**2013 GA PMC**	**2013 GB PMC**	**2013 RES DEC**	**MU-SB07(5-7)-1**	**MU-SB08(13-15)-1**	**MU-SB08(5-7)-1**	**MU-SB09(11-13)-1**	**MU-SB09(5-7)-1**	**MU-SB10(12-14)-1**	**MU-SB10(5-7)-1**	**MU-SB11(10-12)-1**	**MU-SB11(5-7)-1**	**MU-SB12(10-11)-1**
Sample Date					**2/14/2013**	**2/14/2013**	**2/14/2013**	**2/14/2013**	**2/14/2013**	**2/14/2013**	**2/14/2013**	**2/14/2013**	**2/14/2013**	**2/14/2013**
SDG					**SB64625**	**SB64625**	**SB64625**	**SB64625**	**SB64625**	**SB64625**	**SB64625**	**SB64625**	**SB64625**	**SB64625**
PCBs														
Aroclor 1248	ug/kg	NE	NE	NE	< 20.9	< 22.7	**171**	< 22.6	< 21.5	< 22.0	**538**	< 21.6	< 23.7	< 21.2
Aroclor 1254	ug/kg	NE	NE	NE	< 20.9	< 22.7	< 22.0	< 22.6	< 21.5	< 22.0	< 22.0	< 21.6	< 23.7	< 21.2
Aroclor 1260	ug/kg	NE	NE	NE	< 20.9	< 22.7	< 22.0	< 22.6	< 21.5	< 22.0	**24.2**	< 21.6	< 23.7	< 21.2
Aroclor 1262	ug/kg	NE	NE	NE	< 20.9	< 22.7	< 22.0	< 22.6	< 21.5	< 22.0	< 22.0	< 21.6	< 23.7	< 21.2
Aroclor 1268	ug/kg	NE	NE	NE	< 20.9	< 22.7	< 22.0	< 22.6	< 21.5	< 22.0	< 22.0	< 21.6	< 23.7	< 21.2
Total PCB Aroclors	ug/kg	NE	NE	1000	< 20.9	< 22.7	**171**	< 22.6	< 21.5	< 22.0	**562.2**	< 21.6	< 23.7	< 21.2
PCBs-SPLP														
Aroclor 1242	ug/l	NE	NE	NE	NS	NS	NS	NS	NS	NS	NS	NS	NS	NS
Aroclor 1248	ug/l	NE	NE	NE	NS	NS	NS	NS	NS	NS	NS	NS	NS	NS
Aroclor 1260	ug/l	NE	NE	NE	NS	NS	NS	NS	NS	NS	NS	NS	NS	NS
Total PCB Aroclors	ug/l	0.5	5	NE	NS	NS	NS	NS	NS	NS	NS	NS	NS	NS

Notes:
This is a summary table. Only detected analytes are shown.
<0.010 = Not detected above the laboratory reporting limit
Bold = Detected above reporting limit
Yellow highlighted cells exceed the 2013 GA PMC
Green highlighted cells exceed the 2013 GB PMC
Blue highlighted cells exceed the 2013 RES DEC
RES DEC = Residential Direct Exposure Criteria
GA PMC = Pollutant Mobility Criteria for GA classified groundwater areas
GB PMC = Pollutant Mobility Criteria for GB classified groundwater areas
NE = Criteria has not been established
NS = Not sampled for this constituent
ug/kg = micrograms per kilogram
ug/l = micrograms per liter
mg/kg = milligrams per kilogram
U = The analyte was not detected above the detection limit
J+ = Result may be biased high
J-= Result may be biased low
J = Result is considered estimated
UJ = The analyte was not detected at a level greater than or equal to the adjusted DL. However, the reported adjusted DL is approximate and may be inaccurate or imprecise.

Table 1
AOC 1 PCB Soil Analytical Data
EC Application

Greenwich High School
10 Hillside Road
Greenwich, CT

Location ID					**MU-SB12**	**MU-SB12**	**MU-SB13**	**MU-SB13**	**MU-SB14**	**MU-SB14**	**MU-SB15**	**MU-SB15**	**MU-SB16**	**MU-SB16**
Depth Interval					**12 - 14 ft**	**5 - 7 ft**	**12 - 13 ft**	**5 - 7 ft**	**13 - 14 ft**	**5 - 7 ft**	**13 - 14 ft**	**5 - 7 ft**	**16 - 17 ft**	**19 - 20 ft**
Sample ID	**Unit**	**2013 GA PMC**	**2013 GB PMC**	**2013 RES DEC**	**MU-SB12(12-14)-1**	**MU-SB12(5-7)-1**	**MU-SB13(12-13)-1**	**MU-SB13(5-7)-1**	**MU-SB14(13-14)-1**	**MU-SB14(5-7)-1**	**MU-SB15(13-14)-1**	**MU-SB15(5-7)-1**	**MU-SB16(16-17)-1**	**MU-SB16(19-20)-1**
Sample Date					**2/14/2013**	**2/14/2013**	**2/14/2013**	**2/14/2013**	**2/14/2013**	**2/14/2013**	**2/14/2013**	**2/14/2013**	**2/14/2013**	**2/14/2013**
SDG					**SB64625**	**SB64625**	**SB64625**	**SB64625**	**SB64625**	**SB64625**	**SB64625**	**SB64625**	**SB64625**	**SB64625**
PCBs														
Aroclor 1248	ug/kg	NE	NE	NE	< 73.4	**154**	< 21.8	**66.9**	< 21.8	**5650**	< 22.5	**5100**	< 22.2	< 61.5
Aroclor 1254	ug/kg	NE	NE	NE	< 73.4	< 21.7	< 21.8	< 21.9	< 21.8	< 27.4	< 22.5	< 26.5	< 22.2	< 61.5
Aroclor 1260	ug/kg	NE	NE	NE	< 73.4	< 21.7	< 21.8	< 21.9	< 21.8	**192**	< 22.5	**433**	< 22.2	< 61.5
Aroclor 1262	ug/kg	NE	NE	NE	< 73.4	< 21.7	< 21.8	< 21.9	< 21.8	< 27.4	< 22.5	< 26.5	< 22.2	< 61.5
Aroclor 1268	ug/kg	NE	NE	NE	< 73.4	< 21.7	< 21.8	< 21.9	< 21.8	< 27.4	< 22.5	< 26.5	< 22.2	< 61.5
Total PCB Aroclors	ug/kg	NE	NE	1000	< 73.4	**154**	< 21.8	**66.9**	< 21.8	**5842**	< 22.5	**5533**	< 22.2	< 61.5
PCBs-SPLP														
Aroclor 1242	ug/l	NE	NE	NE	NS	NS	NS	NS	NS	NS	NS	NS	NS	NS
Aroclor 1248	ug/l	NE	NE	NE	NS	NS	NS	NS	NS	NS	NS	NS	NS	NS
Aroclor 1260	ug/l	NE	NE	NE	NS	NS	NS	NS	NS	NS	NS	NS	NS	NS
Total PCB Aroclors	ug/l	0.5	5	NE	NS	NS	NS	NS	NS	NS	NS	NS	NS	NS

Notes:
This is a summary table. Only detected analytes are shown.
<0.010 = Not detected above the laboratory reporting limit
Bold = Detected above reporting limit
Yellow highlighted cells exceed the 2013 GA PMC
Green highlighted cells exceed the 2013 GB PMC
Blue highlighted cells exceed the 2013 RES DEC
RES DEC = Residential Direct Exposure Criteria
GA PMC = Pollutant Mobility Criteria for GA classified groundwater areas
GB PMC = Pollutant Mobility Criteria for GB classified groundwater areas
NE = Criteria has not been established
NS = Not sampled for this constituent
ug/kg = micrograms per kilogram
ug/l = micrograms per liter
mg/kg = milligrams per kilogram
U = The analyte was not detected above the detection limit
J+ = Result may be biased high
J-= Result may be biased low
J = Result is considered estimated
UJ = The analyte was not detected at a level greater than or equal to the adjusted DL. However, the reported adjusted DL is approximate and may be inaccurate or imprecise.

Table 1
AOC 1 PCB Soil Analytical Data
EC Application

Greenwich High School
10 Hillside Road
Greenwich, CT

Location ID					**MU-SB16**	**MU-SB17**	**MU-SB17**	**MU-SB18**	**MU-SB18**	**MU-SB19**	**MU-SB19**	**MU-SB20**	**MU-SB20**	**MU-SB20**
Depth Interval					**5 - 7 ft**	**12.5 - 14.5 ft**	**5 - 7 ft**	**18.5 - 19.5 ft**	**5 - 7 ft**	**13 - 15 ft**	**5 - 7 ft**	**13 - 15 ft**	**18 - 20 ft**	**5 - 7 ft**
Sample ID	**Unit**	**2013 GA PMC**	**2013 GB PMC**	**2013 RES DEC**	**MU-SB16(5-7)-1**	**MU-SB17(12.5-14.5)-1**	**MU-SB17(5-7)-1**	**MU-SB18(18.5-19.5)-1**	**MU-SB18(5-7)-1**	**MU-SB19(13-15)-1**	**MU-SB19(5-7)-1**	**MU-SB20(13-15)-1**	**MU-SB20(18-20)-1**	**MU-SB20(5-7)-1**
Sample Date					**2/14/2013**	**2/13/2013**	**2/13/2013**	**2/13/2013**	**2/13/2013**	**2/13/2013**	**2/13/2013**	**2/13/2013**	**2/13/2013**	**2/13/2013**
SDG					**SB64625**	**SB64625**	**SB64625**	**SB64625**	**SB64625**	**SB64625**	**SB64625**	**SB64625**	**SB64625**	**SB64625**
PCBs														
Aroclor 1248	ug/kg	NE	NE	NE	**9250**	**14500**	**261**	**1220**	**5650**	< 20.4	**246000**	< 22.2	< 83.2	**2840**
Aroclor 1254	ug/kg	NE	NE	NE	< 52.7	< 214	< 20.5	< 22.9	< 210	< 20.4	< 1340	< 22.2	< 83.2	< 24.0
Aroclor 1260	ug/kg	NE	NE	NE	< 52.7	< 214	< 20.5	**24.0**	< 210	< 20.4	**3900**	< 22.2	< 83.2	**55.2**
Aroclor 1262	ug/kg	NE	NE	NE	< 52.7	< 214	< 20.5	< 22.9	< 210	< 20.4	< 1340	< 22.2	< 83.2	< 24.0
Aroclor 1268	ug/kg	NE	NE	NE	**421**	< 214	< 20.5	< 22.9	< 210	< 20.4	< 1340	< 22.2	< 83.2	< 24.0
Total PCB Aroclors	ug/kg	NE	NE	1000	**9671**	**14500**	**261**	**1244**	**5650**	< 20.4	**249900**	< 22.2	< 83.2	**2895.2**
PCBs-SPLP														
Aroclor 1242	ug/l	NE	NE	NE	NS	NS	NS	NS	NS	NS	NS	NS	NS	NS
Aroclor 1248	ug/l	NE	NE	NE	NS	NS	NS	NS	NS	NS	NS	NS	NS	NS
Aroclor 1260	ug/l	NE	NE	NE	NS	NS	NS	NS	NS	NS	NS	NS	NS	NS
Total PCB Aroclors	ug/l	0.5	5	NE	NS	NS	NS	NS	NS	NS	NS	NS	NS	NS

Notes:
This is a summary table. Only detected analytes are shown.
<0.010 = Not detected above the laboratory reporting limit
Bold = Detected above reporting limit
Yellow highlighted cells exceed the 2013 GA PMC
Green highlighted cells exceed the 2013 GB PMC
Blue highlighted cells exceed the 2013 RES DEC
RES DEC = Residential Direct Exposure Criteria
GA PMC = Pollutant Mobility Criteria for GA classified groundwater areas
GB PMC = Pollutant Mobility Criteria for GB classified groundwater areas
NE = Criteria has not been established
NS = Not sampled for this constituent
ug/kg = micrograms per kilogram
ug/l = micrograms per liter
mg/kg = milligrams per kilogram
U = The analyte was not detected above the detection limit
J+ = Result may be biased high
J-= Result may be biased low
J = Result is considered estimated
UJ = The analyte was not detected at a level greater than or equal to the adjusted DL. However, the reported adjusted DL is approximate and may be inaccurate or imprecise.

Table 1
AOC 1 PCB Soil Analytical Data
EC Application

Greenwich High School
10 Hillside Road
Greenwich, CT

Location ID					**MU-SB21**	**MU-SB21**	**MU-SB21**	**MU-SB22**	**MU-SB22**	**MU-SB23**	**MU-SB23**	**MU-SB24**	**MU-SB24**	**MU-SB24**
Depth Interval					**12 - 12 ft**	**12 - 14 ft**	**5 - 7 ft**	**11 - 13 ft**	**5 - 7 ft**	**11 - 13 ft**	**5 - 7 ft**	**11 - 13 ft**	**13 - 15 ft**	**5 - 7 ft**
Sample ID	**Unit**	**2013 GA PMC**	**2013 GB PMC**	**2013 RES DEC**	**MU-SB21(12-14)-2**	**MU-SB21(12-14)-1**	**MU-SB21(5-7)-1**	**MU-SB22(11-13)-1**	**MU-SB22(5-7)-1**	**MU-SB23(11-13)-1**	**MU-SB23(5-7)-1**	**MU-SB24(11-13)-1**	**MU-SB24(13-15)-1**	**MU-SB24(5-7)-1**
Sample Date					**2/13/2013**	**2/13/2013**	**2/13/2013**	**2/13/2013**	**2/13/2013**	**2/13/2013**	**2/13/2013**	**2/13/2013**	**2/13/2013**	**2/13/2013**
SDG					**SB64509**	**SB64509**	**SB64509**	**SB64509**	**SB64509**	**SB64509**	**SB64509**	**SB64509**	**SB64509**	**SB64509**
PCBs														
Aroclor 1248	ug/kg	NE	NE	NE	< 22.1	< 22.0	**4120**	< 21.7	**34000**	**45.7**	**11500**	< 22.2	**97.9**	**46500**
Aroclor 1254	ug/kg	NE	NE	NE	< 22.1	< 22.0	< 24.3	< 21.7	< 1210	< 21.8	< 495	< 22.2	< 54.4	< 525
Aroclor 1260	ug/kg	NE	NE	NE	< 22.1	< 22.0	**119**	< 21.7	< 1210	< 21.8	< 495	< 22.2	< 54.4	**709**
Aroclor 1262	ug/kg	NE	NE	NE	< 22.1	< 22.0	< 24.3	< 21.7	< 1210	< 21.8	< 495	< 22.2	< 54.4	< 525
Aroclor 1268	ug/kg	NE	NE	NE	< 22.1	< 22.0	< 24.3	< 21.7	< 1210	< 21.8	< 495	< 22.2	< 54.4	< 525
Total PCB Aroclors	ug/kg	NE	NE	1000	< 22.1	< 22.0	**4239**	< 21.7	**34000**	**45.7**	**11500**	< 22.2	**97.9**	**47209**
PCBs-SPLP														
Aroclor 1242	ug/l	NE	NE	NE	NS	NS	NS	NS	NS	NS	NS	NS	NS	NS
Aroclor 1248	ug/l	NE	NE	NE	NS	NS	NS	NS	NS	NS	NS	NS	NS	NS
Aroclor 1260	ug/l	NE	NE	NE	NS	NS	NS	NS	NS	NS	NS	NS	NS	NS
Total PCB Aroclors	ug/l	0.5	5	NE	NS	NS	NS	NS	NS	NS	NS	NS	NS	NS

Notes:
This is a summary table. Only detected analytes are shown.
<0.010 = Not detected above the laboratory reporting limit
Bold = Detected above reporting limit
Yellow highlighted cells exceed the 2013 GA PMC
Green highlighted cells exceed the 2013 GB PMC
Blue highlighted cells exceed the 2013 RES DEC
RES DEC = Residential Direct Exposure Criteria
GA PMC = Pollutant Mobility Criteria for GA classified groundwater areas
GB PMC = Pollutant Mobility Criteria for GB classified groundwater areas
NE = Criteria has not been established
NS = Not sampled for this constituent
ug/kg = micrograms per kilogram
ug/l = micrograms per liter
mg/kg = milligrams per kilogram
U = The analyte was not detected above the detection limit
J+ = Result may be biased high
J-= Result may be biased low
J = Result is considered estimated
UJ = The analyte was not detected at a level greater than or equal to the adjusted DL. However, the reported adjusted DL is approximate and may be inaccurate or imprecise.

Table 1
AOC 1 PCB Soil Analytical Data
EC Application

Location ID Depth Interval Sample ID Sample Date SDG	Unit	2013 GA PMC	2013 GB PMC	2013 RES DEC	MU-SB25 5 - 7 ft MU-SB25(5-7)-1 2/13/2013 SB64509	MU-SB25 8 - 10 ft MU-SB25(8-10)-1 2/13/2013 SB64509	MU-SB26 11 - 13 ft MU-SB26(11-13)-1 2/13/2013 SB64509	MU-SB26 5 - 7 ft MU-SB26(5-7)-1 2/13/2013 SB64509	MU-SB27 11 - 13 ft MU-SB27(11-13)-1 2/13/2013 SB64509	MU-SB27 5 - 7 ft MU-SB27(5-7)-1 2/13/2013 SB64509	MU-SB28 12 - 14 ft MU-SB28(12-14)-1 2/13/2013 SB64509	MU-SB28 14 - 15 ft MU-SB28(14-15)-1 2/13/2013 SB64509	MU-SB28 5 - 7 ft MU-SB28(5-7)-1 2/13/2013 SB64509	MU-SB29 11.5 - 13.5 ft MU-SB29(11.5-13.5)-1 2/13/2013 SB64509
PCBs														
Aroclor 1248	ug/kg	NE	NE	NE	**6040**	< 22.6	< 21.6	**37100**	**575**	**5840**	< 22.2	< 48.1	**153000**	< 22.1
Aroclor 1254	ug/kg	NE	NE	NE	< 28.2	< 22.6	< 21.6	< 478	< 22.7	< 235	< 22.2	< 48.1	< 2470	< 22.1
Aroclor 1260	ug/kg	NE	NE	NE	**667**	< 22.6	< 21.6	**597**	< 22.7	< 235	< 22.2	< 48.1	**2470**	< 22.1
Aroclor 1262	ug/kg	NE	NE	NE	< 28.2	< 22.6	< 21.6	< 478	< 22.7	< 235	< 22.2	< 48.1	< 2470	< 22.1
Aroclor 1268	ug/kg	NE	NE	NE	< 28.2	< 22.6	< 21.6	< 478	< 22.7	< 235	< 22.2	< 48.1	< 2470	< 22.1
Total PCB Aroclors	ug/kg	NE	NE	1000	**6707**	< 22.6	< 21.6	**37697**	**575**	**5840**	< 22.2	< 48.1	**155470**	< 22.1
PCBs-SPLP														
Aroclor 1242	ug/l	NE	NE	NE	NS	NS	NS	NS	NS	NS	NS	NS	NS	NS
Aroclor 1248	ug/l	NE	NE	NE	NS	NS	NS	NS	NS	NS	NS	NS	NS	NS
Aroclor 1260	ug/l	NE	NE	NE	NS	NS	NS	NS	NS	NS	NS	NS	NS	NS
Total PCB Aroclors	ug/l	0.5	5	NE	NS	NS	NS	NS	NS	NS	NS	NS	NS	NS

Notes:
This is a summary table. Only detected analytes are shown.
<0.010 = Not detected above the laboratory reporting limit
Bold = Detected above reporting limit
Yellow highlighted cells exceed the 2013 GA PMC
Green highlighted cells exceed the 2013 GB PMC
Blue highlighted cells exceed the 2013 RES DEC
RES DEC = Residential Direct Exposure Criteria
GA PMC = Pollutant Mobility Criteria for GA classified groundwater areas
GB PMC = Pollutant Mobility Criteria for GB classified groundwater areas
NE = Criteria has not been established
NS = Not sampled for this constituent
ug/kg = micrograms per kilogram
ug/l = micrograms per liter
mg/kg = milligrams per kilogram
U = The analyte was not detected above the detection limit
J+ = Result may be biased high
J-= Result may be biased low
J = Result is considered estimated
UJ = The analyte was not detected at a level greater than or equal to the adjusted DL. However, the reported adjusted DL is approximate and may be inaccurate or imprecise.

Table 1
AOC 1 PCB Soil Analytical Data
EC Application

Location ID Depth Interval Sample ID Sample Date SDG	Unit	2013 GA PMC	2013 GB PMC	2013 RES DEC	MU-SB29 5 - 7 ft MU-SB29(5-7)-1 2/13/2013 SB64509	MU-SB30 11 - 13 ft MU-SB30(11-13)-1 2/13/2013 SB64509	MU-SB30 5 - 7 ft MU-SB30(5-7)-1 2/13/2013 SB64509	MU-SB31 11 - 13 ft MU-SB31(11-13)-1 2/13/2013 SB64509	MU-SB31 5 - 7 ft MU-SB31(5-7)-1 2/13/2013 SB64509	MU-SB32 14 - 15 ft MU-SB32(14-15)-1 2/13/2013 SB64509	MU-SB32 5 - 7 ft MU-SB32(5-7)-1 2/13/2013 SB64509	MU-SB32 8 - 10 ft MU-SB32(8-10)-1 2/13/2013 SB64509	MU-SB33 12 - 14 ft MU-SB33(12-14)-1 2/13/2013 SB64509	MU-SB33 5 - 7 ft MU-SB33(5-7)-1 2/13/2013 SB64509
PCBs														
Aroclor 1248	ug/kg	NE	NE	NE	**16100**	< 21.2	**21300**	**101**	**3610**	< 50.8	**10200**	< 21.8	< 31.4	**263000**
Aroclor 1254	ug/kg	NE	NE	NE	< 242	< 21.2	< 239	< 27.0	< 498	< 50.8	< 245	< 21.8	< 31.4	< 4670
Aroclor 1260	ug/kg	NE	NE	NE	**797**	< 21.2	**513**	< 27.0	< 498	< 50.8	**405**	< 21.8	< 31.4	**4670**
Aroclor 1262	ug/kg	NE	NE	NE	< 242	< 21.2	< 239	< 27.0	< 498	< 50.8	< 245	< 21.8	< 31.4	< 4670
Aroclor 1268	ug/kg	NE	NE	NE	< 242	< 21.2	< 239	< 27.0	< 498	< 50.8	< 245	< 21.8	< 31.4	< 4670
Total PCB Aroclors	ug/kg	NE	NE	1000	**16897**	< 21.2	**21813**	**101**	**3610**	< 50.8	**10605**	< 21.8	< 31.4	**267670**
PCBs-SPLP														
Aroclor 1242	ug/l	NE	NE	NE	NS	NS	NS	NS	NS	NS	NS	NS	NS	NS
Aroclor 1248	ug/l	NE	NE	NE	NS	NS	NS	NS	NS	NS	NS	NS	NS	NS
Aroclor 1260	ug/l	NE	NE	NE	NS	NS	NS	NS	NS	NS	NS	NS	NS	NS
Total PCB Aroclors	ug/l	0.5	5	NE	NS	NS	NS	NS	NS	NS	NS	NS	NS	NS

Notes:
This is a summary table. Only detected analytes are shown.
<0.010 = Not detected above the laboratory reporting limit
Bold = Detected above reporting limit
Yellow highlighted cells exceed the 2013 GA PMC
Green highlighted cells exceed the 2013 GB PMC
Blue highlighted cells exceed the 2013 RES DEC
RES DEC = Residential Direct Exposure Criteria
GA PMC = Pollutant Mobility Criteria for GA classified groundwater areas
GB PMC = Pollutant Mobility Criteria for GB classified groundwater areas
NE = Criteria has not been established
NS = Not sampled for this constituent
ug/kg = micrograms per kilogram
ug/l = micrograms per liter
mg/kg = milligrams per kilogram
U = The analyte was not detected above the detection limit
J+ = Result may be biased high
J-= Result may be biased low
J = Result is considered estimated
UJ = The analyte was not detected at a level greater than or equal to the adjusted DL. However, the reported adjusted DL is approximate and may be inaccurate or imprecise.

Table 1
AOC 1 PCB Soil Analytical Data
EC Application

Greenwich High School
10 Hillside Road
Greenwich, CT

Location ID					**MU-SB34**	**MU-SB34**	**MU-SB34**	**MU-SB35**	**MU-SB35**	**NORTH-B1**	**NORTH-B1**	**NORTH-B1**	**NORTH-B2**	**NORTH-B2**
Depth Interval					**5 - 7 ft**	**5 - 7 ft**	**8 - 10 ft**	**5 - 7 ft**	**8 - 10 ft**	**0.5 - 1 ft**	**2 - 3 ft**	**5 - 7 ft**	**0 - 0.25 ft**	**0.5 - 1 ft**
Sample ID	**Unit**	**2013 GA PMC**	**2013 GB PMC**	**2013 RES DEC**	**MU-SB34(5-7)-2**	**MU-SB34(5-7)-1**	**MU-SB34(8-10)-1**	**MU-SB35(5-7)-1**	**MU-SB35(8-10)-1**	**NORTH-B1 (0.5-1)-1**	**NORTH-B1 (2-3)-1**	**NORTH-B1 (5-7)-1**	**NORTH-B2 (0-0.25)-1**	**NORTH-B2 (0.5-1)-1**
Sample Date					**2/13/2013**	**2/13/2013**	**2/13/2013**	**2/13/2013**	**2/13/2013**	**9/22/2020**	**9/22/2020**	**10/9/2020**	**9/22/2020**	**9/22/2020**
SDG					**SB64509**	**SB64509**	**SB64509**	**SB64509**	**SB64509**	**20I1121**	**20I1121**	**20J0524**	**20J0864**	**20I1121**
PCBs														
Aroclor 1248	ug/kg	NE	NE	NE	**63400**	**67600**	**33.4**	**9270**	< 21.6	< 86	**710**	**1000**	< 83	**1000**
Aroclor 1254	ug/kg	NE	NE	NE	< 1140	< 1240	< 21.6	< 299	< 21.6	< 86	< 89	< 89	**100**	< 86
Aroclor 1260	ug/kg	NE	NE	NE	**2290**	< 1240	< 21.6	**463**	< 21.6	< 86	< 89	< 89	< 83	< 86
Aroclor 1262	ug/kg	NE	NE	NE	< 1140	< 1240	< 21.6	< 299	< 21.6	< 86	< 89	< 89	< 83	< 86
Aroclor 1268	ug/kg	NE	NE	NE	< 1140	< 1240	< 21.6	< 299	< 21.6	< 86	< 89	< 89	< 83	< 86
Total PCB Aroclors	ug/kg	NE	NE	1000	**65690**	**67600**	**33.4**	**9733**	< 21.6	< 86	**710**	**1000**	**100**	**1000**
PCBs-SPLP														
Aroclor 1242	ug/l	NE	NE	NE	NS	NS	NS	NS	NS	NS	NS	NS	NS	NS
Aroclor 1248	ug/l	NE	NE	NE	NS	NS	NS	NS	NS	NS	NS	NS	NS	NS
Aroclor 1260	ug/l	NE	NE	NE	NS	NS	NS	NS	NS	NS	NS	NS	NS	NS
Total PCB Aroclors	ug/l	0.5	5	NE	NS	NS	NS	NS	NS	NS	NS	NS	NS	NS

Notes:
This is a summary table. Only detected analytes are shown.
<0.010 = Not detected above the laboratory reporting limit
Bold = Detected above reporting limit
Yellow highlighted cells exceed the 2013 GA PMC
Green highlighted cells exceed the 2013 GB PMC
Blue highlighted cells exceed the 2013 RES DEC
RES DEC = Residential Direct Exposure Criteria
GA PMC = Pollutant Mobility Criteria for GA classified groundwater areas
GB PMC = Pollutant Mobility Criteria for GB classified groundwater areas
NE = Criteria has not been established
NS = Not sampled for this constituent
ug/kg = micrograms per kilogram
ug/l = micrograms per liter
mg/kg = milligrams per kilogram
U = The analyte was not detected above the detection limit
J+ = Result may be biased high
J-= Result may be biased low
J = Result is considered estimated
UJ = The analyte was not detected at a level greater than or equal to the adjusted DL. However, the reported adjusted DL is approximate and may be inaccurate or imprecise.

Table 1
AOC 1 PCB Soil Analytical Data
EC Application

Greenwich High School
10 Hillside Road
Greenwich, CT

Location ID					**NORTH-B2**	**NORTH-B3**	**NORTH-B3**	**NORTH-B4**	**NORTH-B4**	**O12-SB238**	**O12-SB238**	**O12-SB238**	**O12-SS199**	**O12-SS23**
Depth Interval					**2 - 3 ft**	**0.5 - 1 ft**	**2 - 3 ft**	**2 - 4 ft**	**2 - 4 ft**	**0.5 - 1 ft**	**2.5 - 3 ft**	**3 - 3.5 ft**	**0 - 0.25 ft**	**0 - 0.5 ft**
Sample ID	**Unit**	**2013 GA PMC**	**2013 GB PMC**	**2013 RES DEC**	**NORTH-B2 (2-3)-1**	**NORTH-B3 (0.5-1)-1**	**NORTH-B3 (2-3)-1**	**NORTH-B4 (2-4)-1**	**NORTH-B4 (2-4)-2**	**O12-SB238 (0.5-1)-1**	**O12-SB238 (2.5-3)-1**	**O12-SB238 (3-3.5)-1**	**O12-SS199 0-3**	**O12-SS23-080511**
Sample Date					**9/22/2020**	**9/22/2020**	**9/22/2020**	**9/22/2020**	**9/22/2020**	**12/28/2011**	**12/28/2011**	**12/28/2011**	**8/12/2011**	**8/5/2011**
SDG					**20I1121**	**20I1121**	**20I1121**	**20I1121**	**20I1121**	**SB41720**	**SB41720**	**SB41720**	**SB33374**	**SB32945**
PCBs														
Aroclor 1248	ug/kg	NE	NE	NE	**5100**	**500**	**220**	**4100**	**4200**	< 23.0 U	**307**	< 20.9 U	< 20.0 U	< 22.3 U
Aroclor 1254	ug/kg	NE	NE	NE	< 880	< 87	< 88	< 870	< 870	< 23.0 U	< 22.6 U	< 20.9 U	< 20.0 U	< 22.3 U
Aroclor 1260	ug/kg	NE	NE	NE	< 880	< 87	< 88	< 870	< 870	< 23.0 U	**22.6**	< 20.9 U	< 20.0 U	< 22.3 U
Aroclor 1262	ug/kg	NE	NE	NE	< 880	< 87	< 88	< 870	< 870	< 23.0 U	< 22.6 U	< 20.9 U	< 20.0 U	< 22.3 U
Aroclor 1268	ug/kg	NE	NE	NE	< 880	< 87	< 88	< 870	< 870	< 23.0 U	< 22.6 U	< 20.9 U	< 20.0 U	< 22.3 U
Total PCB Aroclors	ug/kg	NE	NE	1000	**5100**	**500**	**220**	**4100**	**4200**	< 23.0 U	**330**	< 20.9 U	< 20.0 U	< 22.3 U
PCBs-SPLP														
Aroclor 1242	ug/l	NE	NE	NE	NS	NS	NS	NS	NS	NS	< 0.2 U	NS	NS	NS
Aroclor 1248	ug/l	NE	NE	NE	NS	NS	NS	NS	NS	NS	< 0.2 U	NS	NS	NS
Aroclor 1260	ug/l	NE	NE	NE	NS	NS	NS	NS	NS	NS	< 0.2 U	NS	NS	NS
Total PCB Aroclors	ug/l	0.5	5	NE	NS	NS	NS	NS	NS	NS	< 0.2 U	NS	NS	NS

Notes:
This is a summary table. Only detected analytes are shown.
<0.010 = Not detected above the laboratory reporting limit
Bold = Detected above reporting limit
Yellow highlighted cells exceed the 2013 GA PMC
Green highlighted cells exceed the 2013 GB PMC
Blue highlighted cells exceed the 2013 RES DEC
RES DEC = Residential Direct Exposure Criteria
GA PMC = Pollutant Mobility Criteria for GA classified groundwater areas
GB PMC = Pollutant Mobility Criteria for GB classified groundwater areas
NE = Criteria has not been established
NS = Not sampled for this constituent
ug/kg = micrograms per kilogram
ug/l = micrograms per liter
mg/kg = milligrams per kilogram
U = The analyte was not detected above the detection limit
J+ = Result may be biased high
J-= Result may be biased low
J = Result is considered estimated
UJ = The analyte was not detected at a level greater than or equal to the adjusted DL. However, the reported adjusted DL is approximate and may be inaccurate or imprecise.

Table 1
AOC 1 PCB Soil Analytical Data
EC Application

Greenwich High School
10 Hillside Road
Greenwich, CT

Location ID					**P10-SS206**	**P11-SB413**	**P11-SB413**	**P11-SB413**	**P11-SS201**	**P11-SS225**	**P12-SS198**	**P13-SS188**	**P13-SS190**	**P20-SS24**
Depth Interval					**0 - 0.25 ft**	**1 - 2 ft**	**11.5 - 12.5 ft**	**4 - 5 ft**	**0 - 0.25 ft**	**0 - 0.25 ft**	**0 - 0.25 ft**	**0 - 0.25 ft**	**0 - 0.25 ft**	**0 - 0.5 ft**
Sample ID	**Unit**	**2013 GA PMC**	**2013 GB PMC**	**2013 RES DEC**	**P10-SS206 0-3**	**P11-SB413(1-2)-062912-1**	**1-SB413(11.5-12.5)-062912**	**P11-SB413(4-5)-062912-1**	**P11-SS201 0-3**	**P11-SS225 0-3**	**P12-SS198 0-3**	**P13-SS188 0-3**	**P13-SS190 0-3**	**P20-SS24-080511**
Sample Date					**8/12/2011**	**6/29/2012**	**6/29/2012**	**6/29/2012**	**8/12/2011**	**8/12/2011**	**8/12/2011**	**8/12/2011**	**8/12/2011**	**8/5/2011**
SDG					**SB33374**	**SB52073**	**SB52073**	**SB52073**	**SB33374**	**SB33374**	**SB33374**	**SB33374**	**SB33374**	**SB32945**
PCBs														
Aroclor 1248	ug/kg	NE	NE	NE	< 23.2 U	< 22.2 U	< 31.4 U	< 20.6 U	< 22.0 U	< 19.8 U	< 24.9 U	< 19.8 U	< 23.1 U	< 22.0 U
Aroclor 1254	ug/kg	NE	NE	NE	< 23.2 U	**34.4**	< 31.4 U	< 20.6 U	< 22.0 U	< 19.8 U	< 24.9 U	< 19.8 U	< 23.1 U	< 22.0 U
Aroclor 1260	ug/kg	NE	NE	NE	< 23.2 U	< 22.2 U	< 31.4 U	< 20.6 U	< 22.0 U	< 19.8 U	< 24.9 U	< 19.8 U	< 23.1 U	< 22.0 U
Aroclor 1262	ug/kg	NE	NE	NE	< 23.2 U	< 22.2 U	< 31.4 U	< 20.6 U	< 22.0 U	< 19.8 U	< 24.9 U	< 19.8 U	< 23.1 U	< 22.0 U
Aroclor 1268	ug/kg	NE	NE	NE	< 23.2 U	< 22.2 U	< 31.4 U	< 20.6 U	< 22.0 U	< 19.8 U	< 24.9 U	< 19.8 U	< 23.1 U	< 22.0 U
Total PCB Aroclors	ug/kg	NE	NE	1000	< 23.2 U	**34.4**	< 31.4 U	< 20.6 U	< 22.0 U	< 19.8 U	< 24.9 U	< 19.8 U	< 23.1 U	< 22.0 U
PCBs-SPLP														
Aroclor 1242	ug/l	NE	NE	NE	NS	NS	NS	NS	NS	NS	NS	NS	NS	NS
Aroclor 1248	ug/l	NE	NE	NE	NS	NS	NS	NS	NS	NS	NS	NS	NS	NS
Aroclor 1260	ug/l	NE	NE	NE	NS	NS	NS	NS	NS	NS	NS	NS	NS	NS
Total PCB Aroclors	ug/l	0.5	5	NE	NS	NS	NS	NS	NS	NS	NS	NS	NS	NS

Notes:
This is a summary table. Only detected analytes are shown.
<0.010 = Not detected above the laboratory reporting limit
Bold = Detected above reporting limit
Yellow highlighted cells exceed the 2013 GA PMC
Green highlighted cells exceed the 2013 GB PMC
Blue highlighted cells exceed the 2013 RES DEC
RES DEC = Residential Direct Exposure Criteria
GA PMC = Pollutant Mobility Criteria for GA classified groundwater areas
GB PMC = Pollutant Mobility Criteria for GB classified groundwater areas
NE = Criteria has not been established
NS = Not sampled for this constituent
ug/kg = micrograms per kilogram
ug/l = micrograms per liter
mg/kg = milligrams per kilogram
U = The analyte was not detected above the detection limit
J+ = Result may be biased high
J-= Result may be biased low
J = Result is considered estimated
UJ = The analyte was not detected at a level greater than or equal to the adjusted DL. However, the reported adjusted DL is approximate and may be inaccurate or imprecise.

Table 1
AOC 1 PCB Soil Analytical Data
EC Application

Greenwich High School
10 Hillside Road
Greenwich, CT

Location ID					**P7-SB239**	**P7-SB239**	**P7-SB239**	**P7-SB239**	**P8-SS220**	**P9-SB290**	**P9-SB290**	**P9-SS213**	**P9-SS213**	**PCB-17**
Depth Interval					**0.7 - 4 ft**	**0.7 - 4 ft**	**4 - 5 ft**	**7 - 8 ft**	**0 - 0.25 ft**	**1.5 - 2.5 ft**	**5 - 6 ft**	**0 - 0.25 ft**	**0 - 0.25 ft**	**2 - 2 ft**
Sample ID	**Unit**	**2013 GA PMC**	**2013 GB PMC**	**2013 RES DEC**	**P7-SB239 (.70-4)-2**	**P7-SB239 (.70-4)-1**	**P7-SB239 (4-5)-1**	**P7-SB239 (7-8)-1**	**P8-SS220 0-3**	**P9-SB290(1.5-2.5)-021412-1**	**P9-SB290(5-6)-021412-1**	**DUP-14**	**P9-SS213 0-3**	**PCB-17-072215-1**
Sample Date					**12/28/2011**	**12/28/2011**	**12/28/2011**	**12/28/2011**	**8/12/2011**	**2/14/2012**	**2/14/2012**	**8/12/2011**	**8/12/2011**	**7/22/2015**
SDG					**SB41720**	**SB41720**	**SB41720**	**SB41720**	**SB33374**	**SB43969**	**SB43969**	**SB33374**	**SB33374**	**GBJ62073**
PCBs														
Aroclor 1248	ug/kg	NE	NE	NE	< 24.5 U	< 28.3 U	< 20.7 U	< 21.6 U	< 22.3 U	< 24.3 U	< 24.3 U	< 23.0 U	< 23.7 U	**860**
Aroclor 1254	ug/kg	NE	NE	NE	< 24.5 U	< 28.3 U	< 20.7 U	< 21.6 U	< 22.3 U	< 24.3 U	< 24.3 U	< 23.0 U	< 23.7 U	< 400
Aroclor 1260	ug/kg	NE	NE	NE	< 24.5 U	< 28.3 U	< 20.7 U	< 21.6 U	< 22.3 U	< 24.3 U	< 24.3 U	< 23.0 U	< 23.7 U	< 400
Aroclor 1262	ug/kg	NE	NE	NE	< 24.5 U	< 28.3 U	< 20.7 U	< 21.6 U	< 22.3 U	< 24.3 U	< 24.3 U	< 23.0 U	< 23.7 U	< 400
Aroclor 1268	ug/kg	NE	NE	NE	< 24.5 U	< 28.3 U	< 20.7 U	< 21.6 U	< 22.3 U	< 24.3 U	< 24.3 U	< 23.0 U	< 23.7 U	< 400
Total PCB Aroclors	ug/kg	NE	NE	1000	< 24.5 U	< 28.3 U	< 20.7 U	< 21.6 U	< 22.3 U	**117**	**372**	< 23.0 U	< 23.7 U	**860**
PCBs-SPLP														
Aroclor 1242	ug/l	NE	NE	NE	NS	NS	NS	NS	NS	NS	NS	NS	NS	NS
Aroclor 1248	ug/l	NE	NE	NE	NS	NS	NS	NS	NS	NS	NS	NS	NS	NS
Aroclor 1260	ug/l	NE	NE	NE	NS	NS	NS	NS	NS	NS	NS	NS	NS	NS
Total PCB Aroclors	ug/l	0.5	5	NE	NS	NS	NS	NS	NS	NS	NS	NS	NS	NS

Notes:
This is a summary table. Only detected analytes are shown.
<0.010 = Not detected above the laboratory reporting limit
Bold = Detected above reporting limit
Yellow highlighted cells exceed the 2013 GA PMC
Green highlighted cells exceed the 2013 GB PMC
Blue highlighted cells exceed the 2013 RES DEC
RES DEC = Residential Direct Exposure Criteria
GA PMC = Pollutant Mobility Criteria for GA classified groundwater areas
GB PMC = Pollutant Mobility Criteria for GB classified groundwater areas
NE = Criteria has not been established
NS = Not sampled for this constituent
ug/kg = micrograms per kilogram
ug/l = micrograms per liter
mg/kg = milligrams per kilogram
U = The analyte was not detected above the detection limit
J+ = Result may be biased high
J-= Result may be biased low
J = Result is considered estimated
UJ = The analyte was not detected at a level greater than or equal to the adjusted DL. However, the reported adjusted DL is approximate and may be inaccurate or imprecise.

Table 1
AOC 1 PCB Soil Analytical Data
EC Application

Greenwich High School
10 Hillside Road
Greenwich, CT

Location ID					**PCB-18**	**PCB-19**	**PCB-20**	**PCB-20**	**PCB-21**	**PCB-22**	**PCB-23**	**PCB-24**	**PCB-25**	**PCB-26**
Depth Interval					**2 - 2 ft**	**2 - 2 ft**	**2 - 2 ft**	**2 - 2 ft**	**2 - 2 ft**	**2 - 2 ft**	**2 - 2 ft**	**2 - 2 ft**	**2 - 2 ft**	**2 - 2 ft**
Sample ID	**Unit**	**2013 GA PMC**	**2013 GB PMC**	**2013 RES DEC**	**PCB-18-072215-1**	**PCB-19-072215-1**	**PCB-20-072215-1**	**PCB-20-072215-2**	**PCB-21-072215-1**	**PCB-22-072215-1**	**PCB-23-072215-1**	**PCB-24-072215-1**	**PCB-25-072215-1**	**PCB-26-072215-1**
Sample Date					**7/22/2015**	**7/22/2015**	**7/22/2015**	**7/22/2015**	**7/22/2015**	**7/22/2015**	**7/22/2015**	**7/22/2015**	**7/22/2015**	**7/22/2015**
SDG					**GBJ62073**	**GBJ62073**	**GBJ62073**	**GBJ62073**	**GBJ62073**	**GBJ62073**	**GBJ62073**	**GBJ62073**	**GBJ62073**	**GBJ62073**
PCBs														
Aroclor 1248	ug/kg	NE	NE	NE	**900**	**1700**	**1600**	**1800**	**2300**	**1300**	**830**	**2100**	**1300**	**2100**
Aroclor 1254	ug/kg	NE	NE	NE	< 380	< 390	< 370	< 370	< 380	< 380	< 360	< 370	< 340	< 380
Aroclor 1260	ug/kg	NE	NE	NE	< 380	< 390	< 370	< 370	< 380	< 380	< 360	< 370	< 340	< 380
Aroclor 1262	ug/kg	NE	NE	NE	< 380	< 390	< 370	< 370	< 380	< 380	< 360	< 370	< 340	< 380
Aroclor 1268	ug/kg	NE	NE	NE	< 380	< 390	< 370	< 370	< 380	< 380	< 360	< 370	< 340	< 380
Total PCB Aroclors	ug/kg	NE	NE	1000	**900**	**1700**	**1600**	**1800**	**2300**	**1300**	**830**	**2100**	**1300**	**2100**
PCBs-SPLP														
Aroclor 1242	ug/l	NE	NE	NE	NS	NS	NS	NS	NS	NS	NS	NS	NS	NS
Aroclor 1248	ug/l	NE	NE	NE	NS	NS	NS	NS	NS	NS	NS	NS	NS	NS
Aroclor 1260	ug/l	NE	NE	NE	NS	NS	NS	NS	NS	NS	NS	NS	NS	NS
Total PCB Aroclors	ug/l	0.5	5	NE	NS	NS	NS	NS	NS	NS	NS	NS	NS	NS

Notes:
This is a summary table. Only detected analytes are shown.
<0.010 = Not detected above the laboratory reporting limit
Bold = Detected above reporting limit
Yellow highlighted cells exceed the 2013 GA PMC
Green highlighted cells exceed the 2013 GB PMC
Blue highlighted cells exceed the 2013 RES DEC
RES DEC = Residential Direct Exposure Criteria
GA PMC = Pollutant Mobility Criteria for GA classified groundwater areas
GB PMC = Pollutant Mobility Criteria for GB classified groundwater areas
NE = Criteria has not been established
NS = Not sampled for this constituent
ug/kg = micrograms per kilogram
ug/l = micrograms per liter
mg/kg = milligrams per kilogram
U = The analyte was not detected above the detection limit
J+ = Result may be biased high
J-= Result may be biased low
J = Result is considered estimated
UJ = The analyte was not detected at a level greater than or equal to the adjusted DL. However, the reported adjusted DL is approximate and may be inaccurate or imprecise.

Table 1
AOC 1 PCB Soil Analytical Data
EC Application

Greenwich High School
10 Hillside Road
Greenwich, CT

Location ID **Depth Interval** **Sample ID** **Sample Date** **SDG**	**Unit**	**2013 GA PMC**	**2013 GB PMC**	**2013 RES DEC**	**PCB-27** **2 - 2 ft** **PCB-27-072215-1** **7/22/2015** **GBJ62073**	**PCB-28** **2 - 2 ft** **PCB-28-072215-1** **7/22/2015** **GBJ62073**	**PCB-29** **2 - 2 ft** **PCB-29-072215-1** **7/22/2015** **GBJ62073**	**PCB-5** **2 - 2 ft** **PCB-5-080615-1** **8/6/2015** **GBJ69768**	**PCB-5** **2 - 2 ft** **PCB-5-080615-2** **8/6/2015** **GBJ69768**	**PCB-6** **2 - 2 ft** **PCB-6-080615-1** **8/6/2015** **GBJ69768**	**PCB-7** **2 - 2 ft** **PCB-7-080615-1** **8/6/2015** **GBJ69768**	**PLB-1** **2 - 2 ft** **PLB-1-082115-1** **8/21/2015** **GBJ79558**	**PLB-10** **2 - 2 ft** **PLB-10-072915-1** **7/29/2015** **GBJ66240**	**PLB-11** **2 - 2 ft** **PLB-11-072915-1** **7/29/2015** **GBJ66240**
PCBs														
Aroclor 1248	ug/kg	NE	NE	NE	**3300**	< 370	< 3700	**14000**	**16000**	**14000**	**36000**	**630**	**2400**	**3700**
Aroclor 1254	ug/kg	NE	NE	NE	< 380	< 370	< 3700	< 1800	< 1800	< 1800	< 3500	< 460	< 330	< 330
Aroclor 1260	ug/kg	NE	NE	NE	< 380	< 370	< 3700	< 1800	< 1800	< 1800	< 3500	< 460	< 330	< 330
Aroclor 1262	ug/kg	NE	NE	NE	< 380	< 370	< 3700	< 1800	< 1800	< 1800	< 3500	< 460	< 330	< 330
Aroclor 1268	ug/kg	NE	NE	NE	< 380	< 370	< 3700	< 1800	< 1800	< 1800	< 3500	< 460	< 330	< 330
Total PCB Aroclors	ug/kg	NE	NE	1000	**3300**	**4400**	**14000**	**14000**	**16000**	**14000**	**36000**	**630**	**2400**	**3700**
PCBs-SPLP														
Aroclor 1242	ug/l	NE	NE	NE	NS	NS	NS	NS	NS	NS	NS	NS	NS	NS
Aroclor 1248	ug/l	NE	NE	NE	NS	NS	NS	NS	NS	NS	NS	NS	NS	NS
Aroclor 1260	ug/l	NE	NE	NE	NS	NS	NS	NS	NS	NS	NS	NS	NS	NS
Total PCB Aroclors	ug/l	0.5	5	NE	NS	NS	NS	NS	NS	NS	NS	NS	NS	NS

Notes:
This is a summary table. Only detected analytes are shown.
<0.010 = Not detected above the laboratory reporting limit
Bold = Detected above reporting limit
Yellow highlighted cells exceed the 2013 GA PMC
Green highlighted cells exceed the 2013 GB PMC
Blue highlighted cells exceed the 2013 RES DEC
RES DEC = Residential Direct Exposure Criteria
GA PMC = Pollutant Mobility Criteria for GA classified groundwater areas
GB PMC = Pollutant Mobility Criteria for GB classified groundwater areas
NE = Criteria has not been established
NS = Not sampled for this constituent
ug/kg = micrograms per kilogram
ug/l = micrograms per liter
mg/kg = milligrams per kilogram
U = The analyte was not detected above the detection limit
J+ = Result may be biased high
J-= Result may be biased low
J = Result is considered estimated
UJ = The analyte was not detected at a level greater than or equal to the adjusted DL. However, the reported adjusted DL is approximate and may be inaccurate or imprecise.

Table 1
AOC 1 PCB Soil Analytical Data
EC Application

Greenwich High School
10 Hillside Road
Greenwich, CT

Location ID					**PLB-12**	**PLB-13**	**PLB-14**	**PLB-15**	**PLB-16**	**PLB-2**	**PLB-3**	**PLB-4A**	**PLB-4B**	**PLB-4C**
Depth Interval					**2 - 2 ft**	**2 - 2 ft**	**2 - 2 ft**	**2 - 2 ft**	**2 - 2 ft**	**2 - 2 ft**	**2 - 2 ft**	**2 - 2 ft**	**2 - 2 ft**	**2 - 2 ft**
Sample ID	**Unit**	**2013 GA PMC**	**2013 GB PMC**	**2013 RES DEC**	**PLB-12-072915-1**	**PLB-13-072915-1**	**PLB-14-072915-1**	**PLB-15-072915-1**	**PLB-16-072915-1**	**PLB-2-082115-1**	**PLB-3-082115-1**	**PLB-4A-082115-1**	**PLB-4B-082115-1**	**PLB-4C-082115-1**
Sample Date					**7/29/2015**	**7/29/2015**	**7/29/2015**	**7/29/2015**	**7/29/2015**	**8/21/2015**	**8/21/2015**	**8/21/2015**	**8/21/2015**	**8/21/2015**
SDG					**GBJ66240**	**GBJ66240**	**GBJ66240**	**GBJ66240**	**GBJ66240**	**GBJ79558**	**GBJ79558**	**GBJ79558**	**GBJ79558**	**GBJ79558**
PCBs														
Aroclor 1248	ug/kg	NE	NE	NE	**7100**	**1500**	**1200**	**460**	**950**	**430**	**1300**	**1400**	**1300**	**1800**
Aroclor 1254	ug/kg	NE	NE	NE	< 1700	< 330	< 330	< 350	< 360	< 420	< 390	< 390	< 390	< 420
Aroclor 1260	ug/kg	NE	NE	NE	< 1700	< 330	< 330	< 350	< 360	< 420	< 390	< 390	< 390	< 420
Aroclor 1262	ug/kg	NE	NE	NE	< 1700	< 330	< 330	< 350	< 360	< 420	< 390	< 390	< 390	< 420
Aroclor 1268	ug/kg	NE	NE	NE	< 1700	< 330	< 330	< 350	< 360	< 420	< 390	< 390	< 390	< 420
Total PCB Aroclors	ug/kg	NE	NE	1000	**7100**	**1500**	**1200**	**460**	**950**	**430**	**1300**	**1400**	**1300**	**1800**
PCBs-SPLP														
Aroclor 1242	ug/l	NE	NE	NE	NS	NS	NS	NS	NS	NS	NS	NS	NS	NS
Aroclor 1248	ug/l	NE	NE	NE	NS	NS	NS	NS	NS	NS	NS	NS	NS	NS
Aroclor 1260	ug/l	NE	NE	NE	NS	NS	NS	NS	NS	NS	NS	NS	NS	NS
Total PCB Aroclors	ug/l	0.5	5	NE	NS	NS	NS	NS	NS	NS	NS	NS	NS	NS

Notes:
This is a summary table. Only detected analytes are shown.
<0.010 = Not detected above the laboratory reporting limit
Bold = Detected above reporting limit
Yellow highlighted cells exceed the 2013 GA PMC
Green highlighted cells exceed the 2013 GB PMC
Blue highlighted cells exceed the 2013 RES DEC
RES DEC = Residential Direct Exposure Criteria
GA PMC = Pollutant Mobility Criteria for GA classified groundwater areas
GB PMC = Pollutant Mobility Criteria for GB classified groundwater areas
NE = Criteria has not been established
NS = Not sampled for this constituent
ug/kg = micrograms per kilogram
ug/l = micrograms per liter
mg/kg = milligrams per kilogram
U = The analyte was not detected above the detection limit
J+ = Result may be biased high
J-= Result may be biased low
J = Result is considered estimated
UJ = The analyte was not detected at a level greater than or equal to the adjusted DL. However, the reported adjusted DL is approximate and may be inaccurate or imprecise.

Table 1
AOC 1 PCB Soil Analytical Data
EC Application

Greenwich High School
10 Hillside Road
Greenwich, CT

Location ID					**PLB-8-1**	**PLB-9-1**	**PL-UTIL-1**	**PL-UTIL-10**	**PL-UTIL-11**	**PL-UTIL-12**	**PL-UTIL-13**	**PL-UTIL-14**	**PL-UTIL-15**	**PL-UTIL-16**
Depth Interval					**2 - 2 ft**	**2 - 2 ft**	**2 - 2 ft**	**2 - 2 ft**	**2 - 2 ft**	**2 - 2 ft**	**2 - 2 ft**	**2 - 2 ft**	**2 - 2 ft**	**2 - 2 ft**
Sample ID	**Unit**	**2013 GA PMC**	**2013 GB PMC**	**2013 RES DEC**	**PLB-8-072915-1**	**PLB-9-072915-1**	**PL-UTIL-1-1**	**PL-UTIL-10-1**	**PL-UTIL-11-1**	**PL-UTIL-12-1**	**PL-UTIL-13-1**	**PL-UTIL-14-1**	**PL-UTIL-15-1**	**PL-UTIL-16-1**
Sample Date					**7/29/2015**	**7/29/2015**	**7/28/2015**	**7/28/2015**	**7/28/2015**	**7/28/2015**	**7/28/2015**	**7/28/2015**	**7/28/2015**	**7/28/2015**
SDG					**GBJ66240**	**GBJ66240**	**GBJ64837**	**GBJ64837**	**GBJ64837**	**GBJ64837**	**GBJ64837**	**GBJ64837**	**GBJ64837**	**GBJ64837**
PCBs														
Aroclor 1248	ug/kg	NE	NE	NE	**3600**	**2700**	**13000**	**9500**	< 350	< 350	< 360	< 360	< 370	**600**
Aroclor 1254	ug/kg	NE	NE	NE	< 330	< 330	< 3600	< 3600	< 350	< 350	< 360	< 360	< 370	< 380
Aroclor 1260	ug/kg	NE	NE	NE	< 330	< 330	< 3600	< 3600	< 350	< 350	< 360	< 360	< 370	< 380
Aroclor 1262	ug/kg	NE	NE	NE	< 330	< 330	< 3600	< 3600	< 350	< 350	< 360	< 360	< 370	< 380
Aroclor 1268	ug/kg	NE	NE	NE	< 330	< 330	< 3600	< 3600	< 350	< 350	< 360	< 360	< 370	< 380
Total PCB Aroclors	ug/kg	NE	NE	1000	**3600**	**2700**	**13000**	**9500**	< 350	< 350	< 360	< 360	< 370	**600**
PCBs-SPLP														
Aroclor 1242	ug/l	NE	NE	NE	NS	NS	NS	NS	NS	NS	NS	NS	NS	NS
Aroclor 1248	ug/l	NE	NE	NE	NS	NS	NS	NS	NS	NS	NS	NS	NS	NS
Aroclor 1260	ug/l	NE	NE	NE	NS	NS	NS	NS	NS	NS	NS	NS	NS	NS
Total PCB Aroclors	ug/l	0.5	5	NE	NS	NS	NS	NS	NS	NS	NS	NS	NS	NS

Notes:
This is a summary table. Only detected analytes are shown.
<0.010 = Not detected above the laboratory reporting limit
Bold = Detected above reporting limit
Yellow highlighted cells exceed the 2013 GA PMC
Green highlighted cells exceed the 2013 GB PMC
Blue highlighted cells exceed the 2013 RES DEC
RES DEC = Residential Direct Exposure Criteria
GA PMC = Pollutant Mobility Criteria for GA classified groundwater areas
GB PMC = Pollutant Mobility Criteria for GB classified groundwater areas
NE = Criteria has not been established
NS = Not sampled for this constituent
ug/kg = micrograms per kilogram
ug/l = micrograms per liter
mg/kg = milligrams per kilogram
U = The analyte was not detected above the detection limit
J+ = Result may be biased high
J-= Result may be biased low
J = Result is considered estimated
UJ = The analyte was not detected at a level greater than or equal to the adjusted DL. However, the reported adjusted DL is approximate and may be inaccurate or imprecise.

Table 1
AOC 1 PCB Soil Analytical Data
EC Application

Greenwich High School
10 Hillside Road
Greenwich, CT

Location ID					**PL-UTIL-17**	**PL-UTIL-18**	**PL-UTIL-19**	**PL-UTIL-2**	**PL-UTIL-20**	**PL-UTIL-20**	**PL-UTIL-21**	**PL-UTIL-22**	**PL-UTIL-23**	**PL-UTIL-24**
Depth Interval					**2 - 2 ft**	**2 - 2 ft**	**2 - 2 ft**	**2 - 2 ft**	**2 - 2 ft**	**2 - 2 ft**	**2 - 2 ft**	**2 - 2 ft**	**2 - 2 ft**	**2 - 2 ft**
Sample ID	**Unit**	**2013 GA PMC**	**2013 GB PMC**	**2013 RES DEC**	**PL-UTIL-17-1**	**PL-UTIL-18-1**	**PL-UTIL-19-1**	**PL-UTIL-2-1**	**PL-UTIL-20-2**	**PL-UTIL-20-1**	**PL-UTIL-21-I**	**PL-UTIL-22-1**	**PL-UTIL-23-1**	**PL-UTIL-24-1**
Sample Date					**7/28/2015**	**7/28/2015**	**7/28/2015**	**7/28/2015**	**7/28/2015**	**7/28/2015**	**7/28/2015**	**7/29/2015**	**7/29/2015**	**7/29/2015**
SDG					**GBJ64837**	**GBJ64837**	**GBJ64837**	**GBJ64837**	**GBJ64837**	**GBJ64837**	**GBJ64837**	**GBJ66240**	**GBJ66240**	**GBJ66240**
PCBs														
Aroclor 1248	ug/kg	NE	NE	NE	**2000**	**1300**	**15000**	**34000**	**4100**	**9000**	**480**	**12000**	**720**	**3700**
Aroclor 1254	ug/kg	NE	NE	NE	< 380	< 370	< 1800	< 18000	< 380	< 1900	< 360	< 1800	< 360	< 360
Aroclor 1260	ug/kg	NE	NE	NE	< 380	< 370	< 1800	< 18000	< 380	< 1900	< 360	< 1800	< 360	< 360
Aroclor 1262	ug/kg	NE	NE	NE	< 380	< 370	< 1800	< 18000	< 380	< 1900	< 360	< 1800	< 360	< 360
Aroclor 1268	ug/kg	NE	NE	NE	< 380	< 370	< 1800	< 18000	< 380	< 1900	< 360	< 1800	< 360	< 360
Total PCB Aroclors	ug/kg	NE	NE	1000	**2000**	**1300**	**15000**	**34000**	**4100**	**9000**	**480**	**12000**	**720**	**3700**
PCBs-SPLP														
Aroclor 1242	ug/l	NE	NE	NE	NS	NS	NS	NS	NS	NS	NS	NS	NS	NS
Aroclor 1248	ug/l	NE	NE	NE	NS	NS	NS	NS	NS	NS	NS	NS	NS	NS
Aroclor 1260	ug/l	NE	NE	NE	NS	NS	NS	NS	NS	NS	NS	NS	NS	NS
Total PCB Aroclors	ug/l	0.5	5	NE	NS	NS	NS	NS	NS	NS	NS	NS	NS	NS

Notes:
This is a summary table. Only detected analytes are shown.
<0.010 = Not detected above the laboratory reporting limit
Bold = Detected above reporting limit
Yellow highlighted cells exceed the 2013 GA PMC
Green highlighted cells exceed the 2013 GB PMC
Blue highlighted cells exceed the 2013 RES DEC
RES DEC = Residential Direct Exposure Criteria
GA PMC = Pollutant Mobility Criteria for GA classified groundwater areas
GB PMC = Pollutant Mobility Criteria for GB classified groundwater areas
NE = Criteria has not been established
NS = Not sampled for this constituent
ug/kg = micrograms per kilogram
ug/l = micrograms per liter
mg/kg = milligrams per kilogram
U = The analyte was not detected above the detection limit
J+ = Result may be biased high
J-= Result may be biased low
J = Result is considered estimated
UJ = The analyte was not detected at a level greater than or equal to the adjusted DL. However, the reported adjusted DL is approximate and may be inaccurate or imprecise.

Table 1
AOC 1 PCB Soil Analytical Data
EC Application

Greenwich High School
10 Hillside Road
Greenwich, CT

Location ID					**PL-UTIL-3**	**PL-UTIL-4**	**PL-UTIL-5**	**PL-UTIL-6**	**PL-UTIL-7**	**PL-UTIL-8**	**PL-UTIL-9**	**Q10-SB411**	**Q10-SB411**	**Q10-SB411**
Depth Interval					**2 - 2 ft**	**2 - 2 ft**	**2 - 2 ft**	**2 - 2 ft**	**2 - 2 ft**	**2 - 2 ft**	**2 - 2 ft**	**1 - 2 ft**	**11.5 - 12.5 ft**	**4 - 5 ft**
Sample ID	**Unit**	**2013 GA PMC**	**2013 GB PMC**	**2013 RES DEC**	**PL-UTIL-3-1**	**PL-UTIL-4-1**	**PL-UTIL-5-1**	**PL-UTIL-6-1**	**PL-UTIL-7-1**	**PL-UTIL-8-1**	**PL-UTIL-9-1**	**Q10-SB411(1-2)-062812-1**	**0-SB411(11.5-12.5)-062812**	**Q10-SB411(4-5)-062812-1**
Sample Date					**7/28/2015**	**7/28/2015**	**7/28/2015**	**7/28/2015**	**7/28/2015**	**7/28/2015**	**7/28/2015**	**6/28/2012**	**6/28/2012**	**6/28/2012**
SDG					**GBJ64837**	**GBJ64837**	**GBJ64837**	**GBJ64837**	**GBJ64837**	**GBJ64837**	**GBJ64837**	**SB51990**	**SB51990**	**SB51990**
PCBs														
Aroclor 1248	ug/kg	NE	NE	NE	**3300**	**2700**	**4700**	**3500**	**1100**	< 340	< 340	< 19.6 U	< 28.8 U	< 21.4 U
Aroclor 1254	ug/kg	NE	NE	NE	< 350	< 350	< 370	< 350	< 340	< 340	< 340	< 19.6 U	< 28.8 U	< 21.4 U
Aroclor 1260	ug/kg	NE	NE	NE	< 350	< 350	< 370	< 350	< 340	< 340	< 340	< 19.6 U	< 28.8 U	< 21.4 U
Aroclor 1262	ug/kg	NE	NE	NE	< 350	< 350	< 370	< 350	< 340	< 340	< 340	< 19.6 U	< 28.8 U	< 21.4 U
Aroclor 1268	ug/kg	NE	NE	NE	< 350	< 350	< 370	< 350	< 340	< 340	< 340	< 19.6 U	< 28.8 U	< 21.4 U
Total PCB Aroclors	ug/kg	NE	NE	1000	**3300**	**2700**	**4700**	**3500**	**1100**	< 340	< 340	< 19.6 U	< 28.8 U	< 21.4 U
PCBs-SPLP														
Aroclor 1242	ug/l	NE	NE	NE	NS	NS	NS	NS	NS	NS	NS	NS	NS	NS
Aroclor 1248	ug/l	NE	NE	NE	NS	NS	NS	NS	NS	NS	NS	NS	NS	NS
Aroclor 1260	ug/l	NE	NE	NE	NS	NS	NS	NS	NS	NS	NS	NS	NS	NS
Total PCB Aroclors	ug/l	0.5	5	NE	NS	NS	NS	NS	NS	NS	NS	NS	NS	NS

Notes:
This is a summary table. Only detected analytes are shown.
<0.010 = Not detected above the laboratory reporting limit
Bold = Detected above reporting limit
Yellow highlighted cells exceed the 2013 GA PMC
Green highlighted cells exceed the 2013 GB PMC
Blue highlighted cells exceed the 2013 RES DEC
RES DEC = Residential Direct Exposure Criteria
GA PMC = Pollutant Mobility Criteria for GA classified groundwater areas
GB PMC = Pollutant Mobility Criteria for GB classified groundwater areas
NE = Criteria has not been established
NS = Not sampled for this constituent
ug/kg = micrograms per kilogram
ug/l = micrograms per liter
mg/kg = milligrams per kilogram
U = The analyte was not detected above the detection limit
J+ = Result may be biased high
J-= Result may be biased low
J = Result is considered estimated
UJ = The analyte was not detected at a level greater than or equal to the adjusted DL. However, the reported adjusted DL is approximate and may be inaccurate or imprecise.

Table 1
AOC 1 PCB Soil Analytical Data
EC Application

Greenwich High School
10 Hillside Road
Greenwich, CT

Location ID					**Q10-SS27**	**Q10-SS27**	**Q11-SS200**	**Q12-SB419**	**Q12-SB419**	**Q12-SB419**	**Q12-SB419**	**Q12-SS28**	**Q12-SS28**	**Q14-SB414**
Depth Interval					**0 - 0.25 ft**	**0 - 0.5 ft**	**0 - 0.25 ft**	**11.5 - 12.5 ft**	**11.5 - 12.5 ft**	**4 - 5 ft**	**8 - 10 ft**	**0 - 0.5 ft**	**0 - 0.5 ft**	**11.5 - 12.5 ft**
Sample ID	**Unit**	**2013 GA PMC**	**2013 GB PMC**	**2013 RES DEC**	**Q10-SS27 0-3**	**Q10-SS27-080411**	**Q11-SS200 0-3**	**2-SB419(11.5-12.5)-070212**	**2-SB419(11.5-12.5)-070212**	**Q12-SB419(4-5)-070212-1**	**Q12-SB419(8-10)-070212-1**	**Q12-SS28**	**DUPLICATE-5-080411**	**4-SB414(11.5-12.5)-062912**
Sample Date					**8/12/2011**	**8/4/2011**	**8/12/2011**	**7/2/2012**	**7/2/2012**	**7/2/2012**	**7/2/2012**	**8/4/2011**	**8/4/2011**	**6/29/2012**
SDG					**SB33374**	**SB32875**	**SB33374**	**SB52216**	**SB52216**	**SB52216**	**SB52216**	**SB32875**	**SB32875**	**SB52073**
PCBs														
Aroclor 1248	ug/kg	NE	NE	NE	< 25.9 U	**249**	< 22.6 U	< 20.9 U	< 21.7 U	< 20.6 U	< 22.1 U	< 23.5 U	< 24.1 U	< 23.4 U
Aroclor 1254	ug/kg	NE	NE	NE	< 25.9 U	< 23.3 U	< 22.6 U	< 20.9 U	< 21.7 U	< 20.6 U	< 22.1 U	< 23.5 U	< 24.1 U	< 23.4 U
Aroclor 1260	ug/kg	NE	NE	NE	< 25.9 U	< 23.3 U	< 22.6 U	< 20.9 U	< 21.7 U	< 20.6 U	< 22.1 U	< 23.5 U	< 24.1 U	< 23.4 U
Aroclor 1262	ug/kg	NE	NE	NE	< 25.9 U	< 23.3 U	< 22.6 U	< 20.9 U	< 21.7 U	< 20.6 U	< 22.1 U	< 23.5 U	< 24.1 U	< 23.4 U
Aroclor 1268	ug/kg	NE	NE	NE	< 25.9 U	< 23.3 U	< 22.6 U	< 20.9 U	< 21.7 U	< 20.6 U	< 22.1 U	< 23.5 U	< 24.1 U	< 23.4 U
Total PCB Aroclors	ug/kg	NE	NE	1000	< 25.9 U	**249**	< 22.6 U	< 20.9 U	< 21.7 U	< 20.6 U	< 22.1 U	< 23.5 U	< 24.1 U	< 23.4 U
PCBs-SPLP														
Aroclor 1242	ug/l	NE	NE	NE	NS	NS	NS	NS	NS	NS	NS	NS	NS	NS
Aroclor 1248	ug/l	NE	NE	NE	NS	NS	NS	NS	NS	NS	NS	NS	NS	NS
Aroclor 1260	ug/l	NE	NE	NE	NS	NS	NS	NS	NS	NS	NS	NS	NS	NS
Total PCB Aroclors	ug/l	0.5	5	NE	NS	NS	NS	NS	NS	NS	NS	NS	NS	NS

Notes:
This is a summary table. Only detected analytes are shown.
<0.010 = Not detected above the laboratory reporting limit
Bold = Detected above reporting limit
Yellow highlighted cells exceed the 2013 GA PMC
Green highlighted cells exceed the 2013 GB PMC
Blue highlighted cells exceed the 2013 RES DEC
RES DEC = Residential Direct Exposure Criteria
GA PMC = Pollutant Mobility Criteria for GA classified groundwater areas
GB PMC = Pollutant Mobility Criteria for GB classified groundwater areas
NE = Criteria has not been established
NS = Not sampled for this constituent
ug/kg = micrograms per kilogram
ug/l = micrograms per liter
mg/kg = milligrams per kilogram
U = The analyte was not detected above the detection limit
J+ = Result may be biased high
J-= Result may be biased low
J = Result is considered estimated
UJ = The analyte was not detected at a level greater than or equal to the adjusted DL. However, the reported adjusted DL is approximate and may be inaccurate or imprecise.

Table 1
AOC 1 PCB Soil Analytical Data
EC Application

Greenwich High School
10 Hillside Road
Greenwich, CT

Location ID					**Q14-SB414**	**Q14-SB414**	**Q14-SS187**	**Q14-SS224**	**Q14-SS29**	**Q6-SS25**	**Q7-SS221**	**Q8-SB412**	**Q8-SB412**	**Q8-SB412**
Depth Interval					**2 - 3 ft**	**5.5 - 6.5 ft**	**0 - 0.25 ft**	**0 - 0.25 ft**	**0 - 0.5 ft**	**0 - 0.5 ft**	**0 - 0.25 ft**	**11.5 - 12.5 ft**	**2 - 3 ft**	**4 - 5 ft**
Sample ID	**Unit**	**2013 GA PMC**	**2013 GB PMC**	**2013 RES DEC**	**Q14-SB414(2-3)-062912-1**	**14-SB414(5.5-6.5)-062912-**	**Q14-SS187 0-3**	**Q14-SS224 0-3**	**Q14-SS29-080411**	**Q6-SS25-080411**	**Q7-SS221 0-3**	**3-SB412(11.5-12.5)-062912**	**Q8-SB412(2-3)-062912-1**	**Q8-SB412(4-5)-062912-1**
Sample Date					**6/29/2012**	**6/29/2012**	**8/12/2011**	**8/12/2011**	**8/4/2011**	**8/4/2011**	**8/12/2011**	**6/29/2012**	**6/29/2012**	**6/29/2012**
SDG					**SB52073**	**SB52073**	**SB33374**	**SB33374**	**SB32875**	**SB32875**	**SB33374**	**SB52073**	**SB52073**	**SB52073**
PCBs														
Aroclor 1248	ug/kg	NE	NE	NE	< 27.4 U	< 23.9 U	< 19.3 U	< 19.5 U	< 21.7 U	< 25.7 U	< 21.2 U	< 24.1 U	**6340**	< 47.2 U
Aroclor 1254	ug/kg	NE	NE	NE	< 27.4 U	< 23.9 U	< 19.3 U	< 19.5 U	< 21.7 U	< 25.7 U	< 21.2 U	< 24.1 U	< 211 U	< 23.6 U
Aroclor 1260	ug/kg	NE	NE	NE	< 27.4 U	< 23.9 U	< 19.3 U	< 19.5 U	< 21.7 U	< 25.7 U	< 21.2 U	< 24.1 U	**242**	< 23.6 U
Aroclor 1262	ug/kg	NE	NE	NE	< 27.4 U	< 23.9 U	< 19.3 U	< 19.5 U	< 21.7 U	< 25.7 U	< 21.2 U	< 24.1 U	< 211 U	< 23.6 U
Aroclor 1268	ug/kg	NE	NE	NE	< 27.4 U	< 23.9 U	< 19.3 U	< 19.5 U	< 21.7 U	< 25.7 U	< 21.2 U	< 24.1 U	< 211 U	< 23.6 U
Total PCB Aroclors	ug/kg	NE	NE	1000	< 27.4 U	< 23.9 U	< 19.3 U	< 19.5 U	< 21.7 U	< 25.7 U	< 21.2 U	< 24.1 U	**6580**	< 47.2 U
PCBs-SPLP														
Aroclor 1242	ug/l	NE	NE	NE	NS	NS	NS	NS	NS	NS	NS	NS	NS	NS
Aroclor 1248	ug/l	NE	NE	NE	NS	NS	NS	NS	NS	NS	NS	NS	NS	NS
Aroclor 1260	ug/l	NE	NE	NE	NS	NS	NS	NS	NS	NS	NS	NS	NS	NS
Total PCB Aroclors	ug/l	0.5	5	NE	NS	NS	NS	NS	NS	NS	NS	NS	NS	NS

Notes:
This is a summary table. Only detected analytes are shown.
<0.010 = Not detected above the laboratory reporting limit
Bold = Detected above reporting limit
Yellow highlighted cells exceed the 2013 GA PMC
Green highlighted cells exceed the 2013 GB PMC
Blue highlighted cells exceed the 2013 RES DEC
RES DEC = Residential Direct Exposure Criteria
GA PMC = Pollutant Mobility Criteria for GA classified groundwater areas
GB PMC = Pollutant Mobility Criteria for GB classified groundwater areas
NE = Criteria has not been established
NS = Not sampled for this constituent
ug/kg = micrograms per kilogram
ug/l = micrograms per liter
mg/kg = milligrams per kilogram
U = The analyte was not detected above the detection limit
J+ = Result may be biased high
J-= Result may be biased low
J = Result is considered estimated
UJ = The analyte was not detected at a level greater than or equal to the adjusted DL. However, the reported adjusted DL is approximate and may be inaccurate or imprecise.

Table 1
AOC 1 PCB Soil Analytical Data
EC Application

Greenwich High School
10 Hillside Road
Greenwich, CT

Location ID					**Q8-SS26**	**Q9-SS212**	**R10-SS205**	**R11-SS147**	**R12-SS191**	**R12-SS197**	**R13-SS189**	**R15-SS186**	**R15-SS186**	**R8-SS218**
Depth Interval					**0 - 0.5 ft**	**0 - 0.25 ft**	**0 - 0.25 ft**	**0 - 0.5 ft**	**0 - 0.25 ft**	**0 - 0.25 ft**	**0 - 0.25 ft**	**0 - 0.25 ft**	**0 - 0.25 ft**	**0 - 0.25 ft**
Sample ID	**Unit**	**2013 GA PMC**	**2013 GB PMC**	**2013 RES DEC**	**Q8-SS26-080411**	**Q9-SS212 0-3**	**R10-SS205 0-3**	**R11-SS147-080511**	**R12-SS191 0-3**	**R12-SS197 0-3**	**R13-SS189 0-3**	**R15-SS186 0-3**	**DUPLICATE-15**	**R8-SS218 0-3**
Sample Date					**8/4/2011**	**8/12/2011**	**8/12/2011**	**8/5/2011**	**8/12/2011**	**8/12/2011**	**8/12/2011**	**8/12/2011**	**8/12/2011**	**8/12/2011**
SDG					**SB32875**	**SB33374**	**SB33374**	**SB32945**	**SB33374**	**SB33374**	**SB33374**	**SB33374**	**SB33374**	**SB33374**
PCBs														
Aroclor 1248	ug/kg	NE	NE	NE	< 22.5 U	< 26.3 U	< 25.6 U	< 22.3 U	< 21.5 U	< 26.7 U	< 25.2 U	< 19.6 U	< 21.3 U	< 24.9 U
Aroclor 1254	ug/kg	NE	NE	NE	< 22.5 U	< 26.3 U	< 25.6 U	< 22.3 U	< 21.5 U	< 26.7 U	< 25.2 U	< 19.6 U	< 21.3 U	< 24.9 U
Aroclor 1260	ug/kg	NE	NE	NE	< 22.5 U	< 26.3 U	< 25.6 U	< 22.3 U	< 21.5 U	< 26.7 U	< 25.2 U	< 19.6 U	< 21.3 U	< 24.9 U
Aroclor 1262	ug/kg	NE	NE	NE	< 22.5 U	< 26.3 U	< 25.6 U	< 22.3 U	< 21.5 U	< 26.7 U	< 25.2 U	< 19.6 U	< 21.3 U	< 24.9 U
Aroclor 1268	ug/kg	NE	NE	NE	< 22.5 U	< 26.3 U	< 25.6 U	< 22.3 U	< 21.5 U	< 26.7 U	< 25.2 U	< 19.6 U	< 21.3 U	< 24.9 U
Total PCB Aroclors	ug/kg	NE	NE	1000	< 22.5 U	< 26.3 U	< 25.6 U	< 22.3 U	< 21.5 U	< 26.7 U	< 25.2 U	< 19.6 U	< 21.3 U	< 24.9 U
PCBs-SPLP														
Aroclor 1242	ug/l	NE	NE	NE	NS	NS	NS	NS	NS	NS	NS	NS	NS	NS
Aroclor 1248	ug/l	NE	NE	NE	NS	NS	NS	NS	NS	NS	NS	NS	NS	NS
Aroclor 1260	ug/l	NE	NE	NE	NS	NS	NS	NS	NS	NS	NS	NS	NS	NS
Total PCB Aroclors	ug/l	0.5	5	NE	NS	NS	NS	NS	NS	NS	NS	NS	NS	NS

Notes:
This is a summary table. Only detected analytes are shown.
<0.010 = Not detected above the laboratory reporting limit
Bold = Detected above reporting limit
Yellow highlighted cells exceed the 2013 GA PMC
Green highlighted cells exceed the 2013 GB PMC
Blue highlighted cells exceed the 2013 RES DEC
RES DEC = Residential Direct Exposure Criteria
GA PMC = Pollutant Mobility Criteria for GA classified groundwater areas
GB PMC = Pollutant Mobility Criteria for GB classified groundwater areas
NE = Criteria has not been established
NS = Not sampled for this constituent
ug/kg = micrograms per kilogram
ug/l = micrograms per liter
mg/kg = milligrams per kilogram
U = The analyte was not detected above the detection limit
J+ = Result may be biased high
J-= Result may be biased low
J = Result is considered estimated
UJ = The analyte was not detected at a level greater than or equal to the adjusted DL. However, the reported adjusted DL is approximate and may be inaccurate or imprecise.

Table 1
AOC 1 PCB Soil Analytical Data
EC Application

Location ID					R9-SS210	R9-SS211	RA07-AA00-B	RA07-AAN01-B	RA07-AAN02-B	RA07-AAN03-B	RA07-AAN04-B	RA07-AAS01-B	RA07-AAS02-B	RA07-AAS03-B
Depth Interval					0 - 0.25 ft	0 - 0.25 ft	0.5 - 0.5 ft	0.5 - 0.5 ft	0.5 - 0.5 ft	0.5 - 0.5 ft	0.5 - 0.5 ft	0.5 - 0.5 ft	0.5 - 0.5 ft	0.5 - 0.5 ft
Sample ID	Unit	2013 GA PMC	2013 GB PMC	2013 RES DEC	R9-SS210 0-3	R9-SS211 0-3	RA07-AA00-B(0.5)-1	RA07-AAN01-B(0.5)-1	RA07-AAN02-B(0.5)-1	RA07-AAN03-B(0.5)-1	RA07-AAN04-B(0.5)-1	RA07-AAS01-B(0.5)-1	RA07-AAS02-B(0.5)-1	RA07-AAS03-B(0.5)-1
Sample Date					8/12/2011	8/12/2011	7/29/2020	7/29/2020	7/29/2020	7/29/2020	7/29/2020	7/29/2020	7/29/2020	7/29/2020
SDG					SB33374	SB33374	20G1429	20G1429	20G1429	20G1429	20G1429	20G1429	20G1429	20G1429
PCBs														
Aroclor 1248	ug/kg	NE	NE	NE	**43.5**	**54.1**	**240**	**88**	**86**	**110**	**440**	**110**	**430**	**390**
Aroclor 1254	ug/kg	NE	NE	NE	< 23.4 U	< 23.2 U	**150**	< 87	< 81	**140**	**300**	**130**	**260**	**190**
Aroclor 1260	ug/kg	NE	NE	NE	< 23.4 U	< 23.2 U	< 89	< 87	< 81	< 90	< 86	< 89	< 87	< 86
Aroclor 1262	ug/kg	NE	NE	NE	< 23.4 U	< 23.2 U	< 89	< 87	< 81	< 90	< 86	< 89	< 87	< 86
Aroclor 1268	ug/kg	NE	NE	NE	< 23.4 U	< 23.2 U	< 89	< 87	< 81	< 90	< 86	< 89	< 87	< 86
Total PCB Aroclors	ug/kg	NE	NE	1000	**43.5**	**54.1**	**390**	**88**	**86**	**250**	**740**	**240**	**690**	**580**
PCBs-SPLP														
Aroclor 1242	ug/l	NE	NE	NE	NS	NS	NS	NS	NS	NS	NS	NS	NS	NS
Aroclor 1248	ug/l	NE	NE	NE	NS	NS	NS	NS	NS	NS	NS	NS	NS	NS
Aroclor 1260	ug/l	NE	NE	NE	NS	NS	NS	NS	NS	NS	NS	NS	NS	NS
Total PCB Aroclors	ug/l	0.5	5	NE	NS	NS	NS	NS	NS	NS	NS	NS	NS	NS

Notes:
This is a summary table. Only detected analytes are shown.
<0.010 = Not detected above the laboratory reporting limit
Bold = Detected above reporting limit
Yellow highlighted cells exceed the 2013 GA PMC
Green highlighted cells exceed the 2013 GB PMC
Blue highlighted cells exceed the 2013 RES DEC
RES DEC = Residential Direct Exposure Criteria
GA PMC = Pollutant Mobility Criteria for GA classified groundwater areas
GB PMC = Pollutant Mobility Criteria for GB classified groundwater areas
NE = Criteria has not been established
NS = Not sampled for this constituent
ug/kg = micrograms per kilogram
ug/l = micrograms per liter
mg/kg = milligrams per kilogram
U = The analyte was not detected above the detection limit
J+ = Result may be biased high
J-= Result may be biased low
J = Result is considered estimated
UJ = The analyte was not detected at a level greater than or equal to the adjusted DL. However, the reported adjusted DL is approximate and may be inaccurate or imprecise.

Table 1
AOC 1 PCB Soil Analytical Data
EC Application

Greenwich High School
10 Hillside Road
Greenwich, CT

Location ID					**RA07-AAS03-B**	**RA07-AAS04-B**	**RA07-E2A-AA00-B**	**RA07-E2A-AAS01-B**	**RA07-E2A-NS1**	**RA07-E2B-AA00-B**	**RA07-E2B-AAN01-B**	**RA07-E2B-AAS01-B**	**RA07-E2B-SS1**	**RA07-E2B-SS1**
Depth Interval					**0.5 - 0.5 ft**	**0.5 - 0.5 ft**	**0.5 - 0.5 ft**	**0.5 - 0.5 ft**	**0.25 - 0.25 ft**	**0.5 - 0.5 ft**	**0.5 - 0.5 ft**	**0.5 - 0.5 ft**	**0.25 - 0.25 ft**	**0.25 - 0.25 ft**
Sample ID	**Unit**	**2013 GA PMC**	**2013 GB PMC**	**2013 RES DEC**	**RA07-AAS03-B(0.5)-2**	**RA07-AAS04-B(0.5)-1**	**RA07-E2A-AA00-B(0.5)-1**	**RA07-E2A-AAS01-B(0.5)-1**	**RA07-E2A-NS1(0.25)-1**	**RA07-E2B-AA00-B(0.5)-1**	**RA07-E2B-AAN01-B(0.5)-1**	**RA07-E2B-AAS01-B(0.5)-1**	**RA07-E2B-SS1(0.25)-1**	**RA07-E2B-SS1(0.25)-2**
Sample Date					**7/29/2020**	**7/29/2020**	**8/12/2020**	**8/12/2020**	**8/12/2020**	**8/12/2020**	**8/12/2020**	**8/12/2020**	**8/12/2020**	**8/12/2020**
SDG					**20G1429**	**20G1429**	**20H0653**	**20H0653**	**20H0653**	**20H0675**	**20H0675**	**20H0675**	**20H0675**	**20H0675**
PCBs														
Aroclor 1248	ug/kg	NE	NE	NE	**380**	**310**	**270**	< 87	**350**	**270**	**150**	**160**	**160**	**340**
Aroclor 1254	ug/kg	NE	NE	NE	**230**	**210**	< 88	**160**	< 89	< 89	< 94	< 93	< 82	< 85
Aroclor 1260	ug/kg	NE	NE	NE	< 88	< 92	< 88	< 87	< 89	< 89	< 94	< 93	< 82	< 85
Aroclor 1262	ug/kg	NE	NE	NE	< 88	< 92	< 88	< 87	< 89	< 89	< 94	< 93	< 82	< 85
Aroclor 1268	ug/kg	NE	NE	NE	< 88	< 92	< 88	< 87	< 89	< 89	< 94	< 93	< 82	< 85
Total PCB Aroclors	ug/kg	NE	NE	1000	**610**	**520**	**270**	**160**	**350**	**270**	**150**	**160**	**160**	**340**
PCBs-SPLP														
Aroclor 1242	ug/l	NE	NE	NE	NS	NS	NS	NS	NS	NS	NS	NS	NS	NS
Aroclor 1248	ug/l	NE	NE	NE	NS	NS	NS	NS	NS	NS	NS	NS	NS	NS
Aroclor 1260	ug/l	NE	NE	NE	NS	NS	NS	NS	NS	NS	NS	NS	NS	NS
Total PCB Aroclors	ug/l	0.5	5	NE	NS	NS	NS	NS	NS	NS	NS	NS	NS	NS

Notes:
This is a summary table. Only detected analytes are shown.
<0.010 = Not detected above the laboratory reporting limit
Bold = Detected above reporting limit
Yellow highlighted cells exceed the 2013 GA PMC
Green highlighted cells exceed the 2013 GB PMC
Blue highlighted cells exceed the 2013 RES DEC
RES DEC = Residential Direct Exposure Criteria
GA PMC = Pollutant Mobility Criteria for GA classified groundwater areas
GB PMC = Pollutant Mobility Criteria for GB classified groundwater areas
NE = Criteria has not been established
NS = Not sampled for this constituent
ug/kg = micrograms per kilogram
ug/l = micrograms per liter
mg/kg = milligrams per kilogram
U = The analyte was not detected above the detection limit
J+ = Result may be biased high
J-= Result may be biased low
J = Result is considered estimated
UJ = The analyte was not detected at a level greater than or equal to the adjusted DL. However, the reported adjusted DL is approximate and may be inaccurate or imprecise.

Table 1
AOC 1 PCB Soil Analytical Data
EC Application

Greenwich High School
10 Hillside Road
Greenwich, CT

Location ID					**RA07-NS1**	**RA07-SS-1**	**S10-SS204**	**S11-SB420**	**S11-SB420**	**S11-SB420**	**S11-SS33**	**S12-SS196**	**S13**	**S13-SS34**
Depth Interval						**0.25 - 0.25 ft**	**0 - 0.25 ft**	**14 - 15 ft**	**2 - 3 ft**	**3 - 4 ft**	**0 - 0.5 ft**	**0 - 0.25 ft**	**1.5 - 2 ft**	**0 - 0.5 ft**
Sample ID	**Unit**	**2013 GA PMC**	**2013 GB PMC**	**2013 RES DEC**	**RA07-NS1(0.25)-1**	**RA07-SS-1(0.25)-1**	**S10-SS204 0-3**	**S11-SB420(14-15)070212-1**	**S11-SB420(2-3)070212-1**	**S11-SB420(3-4)070212-1**	**S11-SS33-080411**	**S12-SS196 0-3**	**S13 (1.5-2)-1**	**S13-SS34-080411**
Sample Date					**7/29/2020**	**7/29/2020**	**8/12/2011**	**7/2/2012**	**7/2/2012**	**7/2/2012**	**8/4/2011**	**8/12/2011**	**9/16/2020**	**8/4/2011**
SDG					**20G1429**	**20G1429**	**SB33374**	**SB52216**	**SB52216**	**SB52216**	**SB32875**	**SB33374**	**20I0847**	**SB32875**
PCBs														
Aroclor 1248	ug/kg	NE	NE	NE	**670**	**3500**	**36.4**	< 25.5 U	< 19.7 U	**4540**	< 20.9 U	< 24.2 U	**1300**	< 24.0 U
Aroclor 1254	ug/kg	NE	NE	NE	**400**	**1500**	< 24.8 U	< 25.5 U	**27.6**	< 228 U	< 20.9 U	< 24.2 U	< 86	< 24.0 U
Aroclor 1260	ug/kg	NE	NE	NE	< 84	< 430	**30.1**	< 25.5 U	< 19.7 U	< 228 U	< 20.9 U	< 24.2 U	< 86	< 24.0 U
Aroclor 1262	ug/kg	NE	NE	NE	< 84	< 430	< 24.8 U	< 25.5 U	< 19.7 U	< 228 U	< 20.9 U	< 24.2 U	< 86	< 24.0 U
Aroclor 1268	ug/kg	NE	NE	NE	< 84	< 430	< 24.8 U	< 25.5 U	< 19.7 U	< 228 U	< 20.9 U	< 24.2 U	< 86	< 24.0 U
Total PCB Aroclors	ug/kg	NE	NE	1000	**1070**	**5000**	**66.5**	< 25.5 U	**27.6**	**4540**	< 20.9 U	< 24.2 U	**1300**	< 24.0 U
PCBs-SPLP														
Aroclor 1242	ug/l	NE	NE	NE	NS	NS	NS	NS	NS	NS	NS	NS	NS	NS
Aroclor 1248	ug/l	NE	NE	NE	NS	NS	NS	NS	NS	NS	NS	NS	NS	NS
Aroclor 1260	ug/l	NE	NE	NE	NS	NS	NS	NS	NS	NS	NS	NS	NS	NS
Total PCB Aroclors	ug/l	0.5	5	NE	NS	NS	NS	NS	NS	NS	NS	NS	NS	NS

Notes:
This is a summary table. Only detected analytes are shown.
<0.010 = Not detected above the laboratory reporting limit
Bold = Detected above reporting limit
Yellow highlighted cells exceed the 2013 GA PMC
Green highlighted cells exceed the 2013 GB PMC
Blue highlighted cells exceed the 2013 RES DEC
RES DEC = Residential Direct Exposure Criteria
GA PMC = Pollutant Mobility Criteria for GA classified groundwater areas
GB PMC = Pollutant Mobility Criteria for GB classified groundwater areas
NE = Criteria has not been established
NS = Not sampled for this constituent
ug/kg = micrograms per kilogram
ug/l = micrograms per liter
mg/kg = milligrams per kilogram
U = The analyte was not detected above the detection limit
J+ = Result may be biased high
J-= Result may be biased low
J = Result is considered estimated
UJ = The analyte was not detected at a level greater than or equal to the adjusted DL. However, the reported adjusted DL is approximate and may be inaccurate or imprecise.

Table 1
AOC 1 PCB Soil Analytical Data
EC Application

Greenwich High School
10 Hillside Road
Greenwich, CT

Location ID					**S14-SB331**	**S14-SB331**	**S14-SB331**	**S14-SS35**	**S15-SB237**	**S15-SB237**	**S15-SB237**	**S15-SS185**	**S15-SS36**	**S16-SB366**
Depth Interval					**1.5 - 2 ft**	**3 - 4 ft**	**4.5 - 5 ft**	**0 - 0.5 ft**	**0.4 - 1.5 ft**	**2.5 - 3.5 ft**	**5.5 - 6.5 ft**	**0 - 0.25 ft**	**0 - 0.5 ft**	**11.5 - 12 ft**
Sample ID	**Unit**	**2013 GA PMC**	**2013 GB PMC**	**2013 RES DEC**	**S14-SB331 (1.5-2)-1**	**S14-SB331 (3-4) 041112-1**	**S14-SB331 (4.5-5) 041112-1**	**S14-SS35-080411**	**S15-SB237 (0.4-1.5)-1**	**S15-SB237 (2.5-3.5)-1**	**S15-SB237 (5.5-6.5)-1**	**S15-SS185 0-3**	**S15-SS36-080411**	**16-SB366 (11.5-12)-041212**
Sample Date					**9/16/2020**	**4/11/2012**	**4/11/2012**	**8/4/2011**	**12/28/2011**	**12/28/2011**	**12/28/2011**	**8/12/2011**	**8/4/2011**	**4/12/2012**
SDG					**20I0847**	**SB47196**	**SB47196**	**SB32875**	**SB41720**	**SB41720**	**SB41720**	**SB33374**	**SB32875**	**SB47192**
PCBs														
Aroclor 1248	ug/kg	NE	NE	NE	**19000**	**278000**	**135**	< 23.3 U	**3730**	**241000**	**30600**	< 21.1 U	< 22.0 U	< 21.9 U
Aroclor 1254	ug/kg	NE	NE	NE	< 17000	< 2570 U	< 20.9 U	< 23.3 U	< 21.9 U	< 21.5 U	< 28.3 U	< 21.1 U	< 22.0 U	< 21.9 U
Aroclor 1260	ug/kg	NE	NE	NE	< 17000	< 2570 U	< 20.9 U	< 23.3 U	**63.6**	**1030**	**180**	< 21.1 U	< 22.0 U	< 21.9 U
Aroclor 1262	ug/kg	NE	NE	NE	< 17000	< 2570 U	< 20.9 U	< 23.3 U	< 21.9 U	< 21.5 U	< 28.3 U	< 21.1 U	< 22.0 U	< 21.9 U
Aroclor 1268	ug/kg	NE	NE	NE	< 17000	< 2570 U	< 20.9 U	< 23.3 U	< 21.9 U	< 21.5 U	< 28.3 U	< 21.1 U	< 22.0 U	< 21.9 U
Total PCB Aroclors	ug/kg	NE	NE	1000	**19000**	**278000**	**135**	< 23.3 U	**3790**	**242030**	**30780**	< 21.1 U	< 22.0 U	< 21.9 U
PCBs-SPLP														
Aroclor 1242	ug/l	NE	NE	NE	NS	NS	NS	NS	NS	< 0.2 U	NS	NS	NS	NS
Aroclor 1248	ug/l	NE	NE	NE	NS	NS	NS	NS	NS	**32.1**	NS	NS	NS	NS
Aroclor 1260	ug/l	NE	NE	NE	NS	NS	NS	NS	NS	< 0.2 U	NS	NS	NS	NS
Total PCB Aroclors	ug/l	0.5	5	NE	NS	NS	NS	NS	NS	**32.1**	NS	NS	NS	NS

Notes:
This is a summary table. Only detected analytes are shown.
<0.010 = Not detected above the laboratory reporting limit
Bold = Detected above reporting limit
Yellow highlighted cells exceed the 2013 GA PMC
Green highlighted cells exceed the 2013 GB PMC
Blue highlighted cells exceed the 2013 RES DEC
RES DEC = Residential Direct Exposure Criteria
GA PMC = Pollutant Mobility Criteria for GA classified groundwater areas
GB PMC = Pollutant Mobility Criteria for GB classified groundwater areas
NE = Criteria has not been established
NS = Not sampled for this constituent
ug/kg = micrograms per kilogram
ug/l = micrograms per liter
mg/kg = milligrams per kilogram
U = The analyte was not detected above the detection limit
J+ = Result may be biased high
J-= Result may be biased low
J = Result is considered estimated
UJ = The analyte was not detected at a level greater than or equal to the adjusted DL. However, the reported adjusted DL is approximate and may be inaccurate or imprecise.

Table 1
AOC 1 PCB Soil Analytical Data
EC Application

Greenwich High School
10 Hillside Road
Greenwich, CT

Location ID					**S16-SB366**	**S16-SB366**	**S7-SB410**	**S7-SB410**	**S7-SB410**	**S7-SS31**	**S8-SS217**	**S8-SS219**	**S9-SB236**	**S9-SB236**
Depth Interval					**3.5 - 4 ft**	**7.5 - 8.5 ft**	**1 - 1.5 ft**	**11.5 - 12.5 ft**	**2 - 3 ft**	**0 - 0.5 ft**	**0 - 0.25 ft**	**0 - 0.25 ft**	**1 - 2 ft**	**2.5 - 3.5 ft**
Sample ID	**Unit**	**2013 GA PMC**	**2013 GB PMC**	**2013 RES DEC**	**S16-SB366 (3.5-4)-041212-1**	**S16-SB366 (7.5-8.5)-041212-1**	**S7-SB410(1-1.5)-062812-1**	**S7-SB410(11.5-12.5)-062812-1**	**S7-SB410(2-3)-062812-1**	**S7-SS31-080411**	**S8-SS217 0-3**	**S8-SS219 0-3**	**S9-SB236 (1-2)-1**	**S9-SB236 (2.5-3.5)**
Sample Date					**4/12/2012**	**4/12/2012**	**6/28/2012**	**6/28/2012**	**6/28/2012**	**8/4/2011**	**8/12/2011**	**8/12/2011**	**12/27/2011**	**12/27/2011**
SDG					**SB47192**	**SB47192**	**SB51990**	**SB51990**	**SB51990**	**SB32875**	**SB33374**	**SB33374**	**SB41720**	**SB41720**
PCBs														
Aroclor 1248	ug/kg	NE	NE	NE	< 21.4 U	< 22.3 U	< 21.0 U	< 22.9 U	**1130**	**122**	< 26.9 U	< 23.6 U	**168**	< 23.8 U
Aroclor 1254	ug/kg	NE	NE	NE	< 21.4 U	< 22.3 U	< 21.0 U	< 22.9 U	< 22.0 U	< 22.2 U	< 26.9 U	< 23.6 U	< 22.0 U	< 23.8 U
Aroclor 1260	ug/kg	NE	NE	NE	< 21.4 U	< 22.3 U	< 21.0 U	< 22.9 U	**67.2**	< 22.2 U	< 26.9 U	< 23.6 U	< 22.0 U	**63.0**
Aroclor 1262	ug/kg	NE	NE	NE	< 21.4 U	< 22.3 U	< 21.0 U	< 22.9 U	< 22.0 U	< 22.2 U	< 26.9 U	< 23.6 U	< 22.0 U	< 23.8 U
Aroclor 1268	ug/kg	NE	NE	NE	< 21.4 U	< 22.3 U	< 21.0 U	< 22.9 U	< 22.0 U	< 22.2 U	< 26.9 U	< 23.6 U	< 22.0 U	< 23.8 U
Total PCB Aroclors	ug/kg	NE	NE	1000	< 21.4 U	< 22.3 U	< 21.0 U	< 22.9 U	**1200**	**122**	< 26.9 U	< 23.6 U	**168**	**63.0**
PCBs-SPLP														
Aroclor 1242	ug/l	NE	NE	NE	NS	NS	NS	NS	NS	NS	NS	NS	NS	NS
Aroclor 1248	ug/l	NE	NE	NE	NS	NS	NS	NS	NS	NS	NS	NS	NS	NS
Aroclor 1260	ug/l	NE	NE	NE	NS	NS	NS	NS	NS	NS	NS	NS	NS	NS
Total PCB Aroclors	ug/l	0.5	5	NE	NS	NS	NS	NS	NS	NS	NS	NS	NS	NS

Notes:
This is a summary table. Only detected analytes are shown.
<0.010 = Not detected above the laboratory reporting limit
Bold = Detected above reporting limit
Yellow highlighted cells exceed the 2013 GA PMC
Green highlighted cells exceed the 2013 GB PMC
Blue highlighted cells exceed the 2013 RES DEC
RES DEC = Residential Direct Exposure Criteria
GA PMC = Pollutant Mobility Criteria for GA classified groundwater areas
GB PMC = Pollutant Mobility Criteria for GB classified groundwater areas
NE = Criteria has not been established
NS = Not sampled for this constituent
ug/kg = micrograms per kilogram
ug/l = micrograms per liter
mg/kg = milligrams per kilogram
U = The analyte was not detected above the detection limit
J+ = Result may be biased high
J-= Result may be biased low
J = Result is considered estimated
UJ = The analyte was not detected at a level greater than or equal to the adjusted DL. However, the reported adjusted DL is approximate and may be inaccurate or imprecise.

Table 1
AOC 1 PCB Soil Analytical Data
EC Application

Greenwich High School
10 Hillside Road
Greenwich, CT

Location ID					**S9-SB236**	**S9-SS208**	**S9-SS209**	**S9-SS32**	**S9-SS32**	**SOUTH-B1**	**SOUTH-B2**	**SOUTH-B2**	**SOUTH-B3**	**SOUTH-B4**
Depth Interval					**6 - 7 ft**	**0 - 0.25 ft**	**0 - 0.25 ft**	**0 - 0.25 ft**	**0 - 0.5 ft**	**0.5 - 1 ft**	**0 - 0.25 ft**	**0.5 - 1 ft**	**0.5 - 1 ft**	**0 - 0.25 ft**
Sample ID	**Unit**	**2013 GA PMC**	**2013 GB PMC**	**2013 RES DEC**	**S9-SB236 (6-7)**	**S9-SS208 0-3**	**S9-SS209 0-3**	**S9-SS32 0-3**	**S9-SS32-080411**	**SOUTH-B1 (0.5-1)-1**	**SOUTH-B2 (0-0.25)-1**	**SOUTH-B2 (0.5-1)-1**	**SOUTH-B3 (0.5-1)-1**	**SOUTH-B4(0-0.25)-1**
Sample Date					**12/27/2011**	**8/12/2011**	**8/12/2011**	**8/12/2011**	**8/4/2011**	**4/6/2020**	**4/6/2020**	**4/6/2020**	**4/6/2020**	**9/17/2020**
SDG					**SB41720**	**SB33374**	**SB33374**	**SB33374**	**SB32875**	**20D0237**	**20D1046**	**20D0237**	**20D0237**	**20I0954**
PCBs														
Aroclor 1248	ug/kg	NE	NE	NE	< 41.1 U	< 25.4 U	< 25.0 U	**156**	**1210**	< 96	**1200**	**160**	< 90	**810**
Aroclor 1254	ug/kg	NE	NE	NE	< 41.1 U	< 25.4 U	< 25.0 U	< 23.8 U	< 23.8 U	< 96	**670**	**160**	< 90	< 93
Aroclor 1260	ug/kg	NE	NE	NE	< 41.1 U	< 25.4 U	< 25.0 U	< 23.8 U	**41.7**	< 96	**110**	< 92	< 90	< 93
Aroclor 1262	ug/kg	NE	NE	NE	< 41.1 U	< 25.4 U	< 25.0 U	< 23.8 U	< 23.8 U	< 96	< 96	< 92	< 90	< 93
Aroclor 1268	ug/kg	NE	NE	NE	< 41.1 U	< 25.4 U	< 25.0 U	< 23.8 U	< 23.8 U	< 96	< 96	< 92	< 90	< 93
Total PCB Aroclors	ug/kg	NE	NE	1000	< 41.1 U	< 25.4 U	< 25.0 U	**156**	**1250**	< 96	**1980**	**320**	< 90	**810**
PCBs-SPLP														
Aroclor 1242	ug/l	NE	NE	NE	NS	NS	NS	NS	NS	NS	NS	NS	NS	NS
Aroclor 1248	ug/l	NE	NE	NE	NS	NS	NS	NS	NS	NS	NS	NS	NS	NS
Aroclor 1260	ug/l	NE	NE	NE	NS	NS	NS	NS	NS	NS	NS	NS	NS	NS
Total PCB Aroclors	ug/l	0.5	5	NE	NS	NS	NS	NS	NS	NS	NS	NS	NS	NS

Notes:
This is a summary table. Only detected analytes are shown.
<0.010 = Not detected above the laboratory reporting limit
Bold = Detected above reporting limit
Yellow highlighted cells exceed the 2013 GA PMC
Green highlighted cells exceed the 2013 GB PMC
Blue highlighted cells exceed the 2013 RES DEC
RES DEC = Residential Direct Exposure Criteria
GA PMC = Pollutant Mobility Criteria for GA classified groundwater areas
GB PMC = Pollutant Mobility Criteria for GB classified groundwater areas
NE = Criteria has not been established
NS = Not sampled for this constituent
ug/kg = micrograms per kilogram
ug/l = micrograms per liter
mg/kg = milligrams per kilogram
U = The analyte was not detected above the detection limit
J+ = Result may be biased high
J-= Result may be biased low
J = Result is considered estimated
UJ = The analyte was not detected at a level greater than or equal to the adjusted DL. However, the reported adjusted DL is approximate and may be inaccurate or imprecise.

Table 1
AOC 1 PCB Soil Analytical Data
EC Application

Greenwich High School
10 Hillside Road
Greenwich, CT

Location ID					**SOUTH-B4**	**SOUTH-B4**	**SOUTH-B5**	**SOUTH-B5**	**SOUTH-B5**	**T10-SS203**	**T12-SS146**	**T13-SS306**	**T13-SS38**	**T13-SS38**
Depth Interval					**0.5 - 1 ft**	**2 - 3 ft**	**0 - 0.25 ft**	**0 - 0.5 ft**	**2 - 3 ft**	**0 - 0.25 ft**	**0 - 0.5 ft**	**0 - 0.25 ft**	**0 - 0.25 ft**	**0 - 0.5 ft**
Sample ID	**Unit**	**2013 GA PMC**	**2013 GB PMC**	**2013 RES DEC**	**SOUTH-B4 (0.5-1)-1**	**SOUTH-B4 (2-3)-1**	**SOUTH-B5(0-0.25)-1**	**SOUTH-B5 (0.5-1)-1**	**SOUTH-B5 (2-3)-1**	**T10-SS203 0-3**	**T12-SS146-080511**	**T13SS306 0-3-082311**	**T13SS38 0-3**	**T13-SS38-080411**
Sample Date					**9/17/2020**	**9/17/2020**	**9/17/2020**	**9/17/2020**	**9/17/2020**	**8/12/2011**	**8/5/2011**	**8/23/2011**	**8/31/2011**	**8/4/2011**
SDG					**20I0953**	**20I0953**	**20I0954**	**20I0953**	**20I0953**	**SB33374**	**SB32945**	**SB34022**	**SB34491**	**SB32875**
PCBs														
Aroclor 1248	ug/kg	NE	NE	NE	**400**	< 86	**1600**	**12000**	**1600**	< 28.0 U	< 21.6 U	< 24.3 U	< 21.8	< 21.2 U
Aroclor 1254	ug/kg	NE	NE	NE	**590**	< 86	< 87	< 1700	< 84	< 28.0 U	< 21.6 U	< 24.3 U	< 21.8	< 21.2 U
Aroclor 1260	ug/kg	NE	NE	NE	< 84	< 86	< 87	< 1700	< 84	< 28.0 U	< 21.6 U	< 24.3 U	< 21.8	< 21.2 U
Aroclor 1262	ug/kg	NE	NE	NE	< 84	< 86	< 87	< 1700	< 84	< 28.0 U	< 21.6 U	< 24.3 U	< 21.8	< 21.2 U
Aroclor 1268	ug/kg	NE	NE	NE	< 84	< 86	< 87	< 1700	< 84	< 28.0 U	< 21.6 U	< 24.3 U	< 21.8	< 21.2 U
Total PCB Aroclors	ug/kg	NE	NE	1000	**990**	< 86	**1600**	**12000**	**1600**	< 28.0 U	< 21.6 U	< 24.3 U	< 21.8 U	< 21.2 U
PCBs-SPLP														
Aroclor 1242	ug/l	NE	NE	NE	NS	NS	NS	NS	NS	NS	NS	NS	NS	NS
Aroclor 1248	ug/l	NE	NE	NE	NS	NS	NS	NS	NS	NS	NS	NS	NS	NS
Aroclor 1260	ug/l	NE	NE	NE	NS	NS	NS	NS	NS	NS	NS	NS	NS	NS
Total PCB Aroclors	ug/l	0.5	5	NE	NS	NS	NS	NS	NS	NS	NS	NS	NS	NS

Notes:
This is a summary table. Only detected analytes are shown.
<0.010 = Not detected above the laboratory reporting limit
Bold = Detected above reporting limit
Yellow highlighted cells exceed the 2013 GA PMC
Green highlighted cells exceed the 2013 GB PMC
Blue highlighted cells exceed the 2013 RES DEC
RES DEC = Residential Direct Exposure Criteria
GA PMC = Pollutant Mobility Criteria for GA classified groundwater areas
GB PMC = Pollutant Mobility Criteria for GB classified groundwater areas
NE = Criteria has not been established
NS = Not sampled for this constituent
ug/kg = micrograms per kilogram
ug/l = micrograms per liter
mg/kg = milligrams per kilogram
U = The analyte was not detected above the detection limit
J+ = Result may be biased high
J-= Result may be biased low
J = Result is considered estimated
UJ = The analyte was not detected at a level greater than or equal to the adjusted DL. However, the reported adjusted DL is approximate and may be inaccurate or imprecise.

Table 1
AOC 1 PCB Soil Analytical Data
EC Application

Greenwich High School
10 Hillside Road
Greenwich, CT

Location ID					**T14-SB330**	**T14-SB330**	**T14-SB330**	**T14-SS39**	**T14-SS39**	**T14-SS39**	**T15-SB365**	**T15-SB365**	**T15-SB365**	**T15-SB365**
Depth Interval					**1.5 - 2 ft**	**5 - 5.5 ft**	**5.5 - 6.5 ft**	**0 - 0.25 ft**	**0 - 0.25 ft**	**0 - 0.5 ft**	**1.5 - 2 ft**	**11.5 - 12 ft**	**2.5 - 3 ft**	**4 - 5 ft**
Sample ID	**Unit**	**2013 GA PMC**	**2013 GB PMC**	**2013 RES DEC**	**T14-SB330 (1.5-2)-1**	**T14-SB330 (5-5.5) 041112-1**	**T14-SB330 (5.5-6.5) 041112-**	**DUPLICATE-16**	**T14-SS39 0-3**	**T14-SS39-080411**	**T15-SB365 (1.5-2)-1**	**T15-SB365 (11.5-12)-041212**	**T15-SB365 (2.5-3)-041212-1**	**T15-SB365 (4-5)-041212-1**
Sample Date					**9/16/2020**	**4/11/2012**	**4/11/2012**	**8/12/2011**	**8/12/2011**	**8/4/2011**	**9/16/2020**	**4/12/2012**	**4/12/2012**	**4/12/2012**
SDG					**20I0847**	**SB47196**	**SB47196**	**SB33374**	**SB33374**	**SB32875**	**20I0847**	**SB47192**	**SB47192**	**SB47192**
PCBs														
Aroclor 1248	ug/kg	NE	NE	NE	**3200**	**236000**	**16400**	< 24.5 U	< 26.2 U	< 22.7 U	**7600**	< 21.9 U	**27400**	< 21.3 U
Aroclor 1254	ug/kg	NE	NE	NE	< 1800	< 23800 U	< 1030 U	< 24.5 U	< 26.2 U	< 22.7 U	< 3300	< 21.9 U	< 22.2 U	< 21.3 U
Aroclor 1260	ug/kg	NE	NE	NE	< 1800	< 23800 U	< 1030 U	< 24.5 U	< 26.2 U	< 22.7 U	< 3300	< 21.9 U	**374**	< 21.3 U
Aroclor 1262	ug/kg	NE	NE	NE	< 1800	< 23800 U	< 1030 U	< 24.5 U	< 26.2 U	< 22.7 U	< 3300	< 21.9 U	< 22.2 U	< 21.3 U
Aroclor 1268	ug/kg	NE	NE	NE	< 1800	< 23800 U	< 1030 U	< 24.5 U	< 26.2 U	< 22.7 U	< 3300	< 21.9 U	< 22.2 U	< 21.3 U
Total PCB Aroclors	ug/kg	NE	NE	1000	**3200**	**236000**	**16400**	< 24.5 U	< 26.2 U	< 22.7 U	**7600**	< 21.9 U	**27774**	< 21.3 U
PCBs-SPLP														
Aroclor 1242	ug/l	NE	NE	NE	NS	NS	NS	NS	NS	NS	NS	NS	NS	NS
Aroclor 1248	ug/l	NE	NE	NE	NS	NS	NS	NS	NS	NS	NS	NS	NS	NS
Aroclor 1260	ug/l	NE	NE	NE	NS	NS	NS	NS	NS	NS	NS	NS	NS	NS
Total PCB Aroclors	ug/l	0.5	5	NE	NS	NS	NS	NS	NS	NS	NS	NS	NS	NS

Notes:
This is a summary table. Only detected analytes are shown.
<0.010 = Not detected above the laboratory reporting limit
Bold = Detected above reporting limit
Yellow highlighted cells exceed the 2013 GA PMC
Green highlighted cells exceed the 2013 GB PMC
Blue highlighted cells exceed the 2013 RES DEC
RES DEC = Residential Direct Exposure Criteria
GA PMC = Pollutant Mobility Criteria for GA classified groundwater areas
GB PMC = Pollutant Mobility Criteria for GB classified groundwater areas
NE = Criteria has not been established
NS = Not sampled for this constituent
ug/kg = micrograms per kilogram
ug/l = micrograms per liter
mg/kg = milligrams per kilogram
U = The analyte was not detected above the detection limit
J+ = Result may be biased high
J-= Result may be biased low
J = Result is considered estimated
UJ = The analyte was not detected at a level greater than or equal to the adjusted DL. However, the reported adjusted DL is approximate and may be inaccurate or imprecise.

Table 1
AOC 1 PCB Soil Analytical Data
EC Application

Greenwich High School
10 Hillside Road
Greenwich, CT

Location ID					**T15-SS40**	**T16-SB367**	**T16-SB367**	**T16-SB367**	**T16-SS41**	**T17-SS265**	**T6-SB428**	**T6-SB428**	**T6-SB428**	**T6-SS223**
Depth Interval					**0 - 0.5 ft**	**11.5 - 12 ft**	**2 - 2.5 ft**	**7 - 8 ft**	**0 - 0.5 ft**	**0 - 0.25 ft**	**1 - 2 ft**	**11.5 - 12.5 ft**	**5 - 6 ft**	**0 - 0.25 ft**
Sample ID	**Unit**	**2013 GA PMC**	**2013 GB PMC**	**2013 RES DEC**	**T15-SS40-080411**	**16-SB367 (11.5-12) 041212**	**T16-SB367 (2-2.5) 041212-1**	**T16-SB367 (7-8)-041012-1**	**T16-SS41-080411**	**T17-SS265 (0-3)**	**T6-SB428(1-2)070312-1**	**6-SB428(11.5-12.5)070312-**	**T6-SB428(5-6)070312-1**	**T6-SS223 0-3**
Sample Date					**8/4/2011**	**4/12/2012**	**4/12/2012**	**4/10/2012**	**8/4/2011**	**8/22/2011**	**7/3/2012**	**7/3/2012**	**7/3/2012**	**8/12/2011**
SDG					**SB32875**	**SB47192**	**SB47192**	**SB47192**	**SB32875**	**SB33952**	**SB52216**	**SB52216**	**SB52216**	**SB33374**
PCBs														
Aroclor 1248	ug/kg	NE	NE	NE	< 22.4 U	< 20.4 U	**128**	< 21.4 U	< 21.1 U	< 20.9 U	< 22.6 U	< 21.7 U	< 38.9 U	< 23.7 U
Aroclor 1254	ug/kg	NE	NE	NE	< 22.4 U	< 20.4 U	< 20.8 U	< 21.4 U	< 21.1 U	< 20.9 U	< 22.6 U	< 21.7 U	< 38.9 U	< 23.7 U
Aroclor 1260	ug/kg	NE	NE	NE	< 22.4 U	< 20.4 U	< 20.8 U	< 21.4 U	< 21.1 U	< 20.9 U	< 22.6 U	< 21.7 U	< 38.9 U	< 23.7 U
Aroclor 1262	ug/kg	NE	NE	NE	< 22.4 U	< 20.4 U	< 20.8 U	< 21.4 U	< 21.1 U	< 20.9 U	< 22.6 U	< 21.7 U	< 38.9 U	< 23.7 U
Aroclor 1268	ug/kg	NE	NE	NE	< 22.4 U	< 20.4 U	< 20.8 U	< 21.4 U	< 21.1 U	< 20.9 U	< 22.6 U	< 21.7 U	< 38.9 U	< 23.7 U
Total PCB Aroclors	ug/kg	NE	NE	1000	< 22.4 U	< 20.4 U	**128**	< 21.4 U	< 21.1 U	< 20.9 U	< 22.6 U	< 21.7 U	< 38.9 U	< 23.7 U
PCBs-SPLP														
Aroclor 1242	ug/l	NE	NE	NE	NS	NS	NS	NS	NS	NS	NS	NS	NS	NS
Aroclor 1248	ug/l	NE	NE	NE	NS	NS	NS	NS	NS	NS	NS	NS	NS	NS
Aroclor 1260	ug/l	NE	NE	NE	NS	NS	NS	NS	NS	NS	NS	NS	NS	NS
Total PCB Aroclors	ug/l	0.5	5	NE	NS	NS	NS	NS	NS	NS	NS	NS	NS	NS

Notes:
This is a summary table. Only detected analytes are shown.
<0.010 = Not detected above the laboratory reporting limit
Bold = Detected above reporting limit
Yellow highlighted cells exceed the 2013 GA PMC
Green highlighted cells exceed the 2013 GB PMC
Blue highlighted cells exceed the 2013 RES DEC
RES DEC = Residential Direct Exposure Criteria
GA PMC = Pollutant Mobility Criteria for GA classified groundwater areas
GB PMC = Pollutant Mobility Criteria for GB classified groundwater areas
NE = Criteria has not been established
NS = Not sampled for this constituent
ug/kg = micrograms per kilogram
ug/l = micrograms per liter
mg/kg = milligrams per kilogram
U = The analyte was not detected above the detection limit
J+ = Result may be biased high
J-= Result may be biased low
J = Result is considered estimated
UJ = The analyte was not detected at a level greater than or equal to the adjusted DL. However, the reported adjusted DL is approximate and may be inaccurate or imprecise.

Table 1
AOC 1 PCB Soil Analytical Data
EC Application

Greenwich High School
10 Hillside Road
Greenwich, CT

Location ID					**T8-SS216**	**T9-SS207**	**U11-SB421**	**U11-SB421**	**U11-SB421**	**U11-SB421**	**U11-SS44**	**U11-SS44**	**U12-SS195**	**U12-SS310**
Depth Interval					**0 - 0.25 ft**	**0 - 0.25 ft**	**1.5 - 2 ft**	**11.5 - 12.5 ft**	**2 - 3 ft**	**6 - 7 ft**	**0 - 0.25 ft**	**0 - 0.5 ft**	**0 - 0.25 ft**	**0 - 0.25 ft**
Sample ID	**Unit**	**2013 GA PMC**	**2013 GB PMC**	**2013 RES DEC**	**T8-SS216 0-3**	**T9-SS207 0-3**	**U11-SB421 (1.5-2)-1**	**I1-SB421(11.5-12.5)070212**	**U11-SB421(2-3)070212-1**	**U11-SB421(6-7)070212-1**	**U11-SS44 0-3**	**U11-SS44-080411**	**U12-SS195 0-3**	**U12SS310 0-3-082311**
Sample Date					**8/12/2011**	**8/12/2011**	**9/16/2020**	**7/2/2012**	**7/2/2012**	**7/2/2012**	**8/12/2011**	**8/4/2011**	**8/12/2011**	**8/23/2011**
SDG					**SB33374**	**SB33374**	**20I0847**	**SB52216**	**SB52216**	**SB52216**	**SB33374**	**SB32875**	**SB33374**	**SB34022**
PCBs														
Aroclor 1248	ug/kg	NE	NE	NE	< 24.5 U	< 24.7 U	**1500**	< 69.3 UJ	**1930**	**3130**	**66.7**	**86.1**	**72.2**	**74.4**
Aroclor 1254	ug/kg	NE	NE	NE	< 24.5 U	< 24.7 U	< 82	< 69.3 UJ	< 21.1 U	< 23.2 U	< 24.7 U	< 23.4 U	< 27.7 U	< 26.3 U
Aroclor 1260	ug/kg	NE	NE	NE	< 24.5 U	< 24.7 U	**100**	< 69.3 UJ	**151**	**215**	< 24.7 U	**24.8**	**35.4**	< 26.3 U
Aroclor 1262	ug/kg	NE	NE	NE	< 24.5 U	< 24.7 U	< 82	< 69.3 UJ	< 21.1 U	< 23.2 U	< 24.7 U	< 23.4 U	< 27.7 U	< 26.3 U
Aroclor 1268	ug/kg	NE	NE	NE	< 24.5 U	< 24.7 U	< 82	< 69.3 UJ	< 21.1 U	< 23.2 U	< 24.7 U	< 23.4 U	< 27.7 U	< 26.3 U
Total PCB Aroclors	ug/kg	NE	NE	1000	< 24.5 U	< 24.7 U	**1600**	< 69.3 U	**2080**	**3350**	**66.7**	**111**	**108**	**74.4**
PCBs-SPLP														
Aroclor 1242	ug/l	NE	NE	NE	NS	NS	NS	NS	NS	NS	NS	NS	NS	NS
Aroclor 1248	ug/l	NE	NE	NE	NS	NS	NS	NS	NS	NS	NS	NS	NS	NS
Aroclor 1260	ug/l	NE	NE	NE	NS	NS	NS	NS	NS	NS	NS	NS	NS	NS
Total PCB Aroclors	ug/l	0.5	5	NE	NS	NS	NS	NS	NS	NS	NS	NS	NS	NS

Notes:
This is a summary table. Only detected analytes are shown.
<0.010 = Not detected above the laboratory reporting limit
Bold = Detected above reporting limit
Yellow highlighted cells exceed the 2013 GA PMC
Green highlighted cells exceed the 2013 GB PMC
Blue highlighted cells exceed the 2013 RES DEC
RES DEC = Residential Direct Exposure Criteria
GA PMC = Pollutant Mobility Criteria for GA classified groundwater areas
GB PMC = Pollutant Mobility Criteria for GB classified groundwater areas
NE = Criteria has not been established
NS = Not sampled for this constituent
ug/kg = micrograms per kilogram
ug/l = micrograms per liter
mg/kg = milligrams per kilogram
U = The analyte was not detected above the detection limit
J+ = Result may be biased high
J-= Result may be biased low
J = Result is considered estimated
UJ = The analyte was not detected at a level greater than or equal to the adjusted DL. However, the reported adjusted DL is approximate and may be inaccurate or imprecise.

Table 1
AOC 1 PCB Soil Analytical Data
EC Application

Greenwich High School
10 Hillside Road
Greenwich, CT

Location ID					**U13-SB233**	**U13-SB233**	**U13-SB233**	**U13-SB233**	**U13-SB233**	**U13-SS307**	**U13-SS311**	**U13-SS45**	**U13-SS45**	**U14-SB329**
Depth Interval					**0.5 - 2.5 ft**	**0.5 - 2.5 ft**	**2.5 - 4.5 ft**	**7 - 8 ft**	**8 - 9 ft**	**0 - 0.25 ft**	**0 - 0.25 ft**	**0 - 0.25 ft**	**0 - 0.5 ft**	**1.5 - 2 ft**
Sample ID	**Unit**	**2013 GA PMC**	**2013 GB PMC**	**2013 RES DEC**	**U13-SB233(0.5-2.5)-2**	**U13-SB233(0.5-2.5)-1**	**U13-SB233(2.5-4.5)-1**	**U13-SB233(7-8)-1**	**U13-SB233(8-9)-1**	**U13SS307 0-3-082311**	**U13SS311 0-3-082311**	**U13-SS45 0-3**	**U13-SS45-080411**	**U14-SB329 (1.5-2)-1**
Sample Date					**12/29/2011**	**12/29/2011**	**12/27/2011**	**12/27/2011**	**12/27/2011**	**8/23/2011**	**8/23/2011**	**8/12/2011**	**8/4/2011**	**9/16/2020**
SDG					**SB41766**	**SB41766**	**SB41683**	**SB41683**	**SB41683**	**SB34022**	**SB34022**	**SB33374**	**SB32875**	**20I0847**
PCBs														
Aroclor 1248	ug/kg	NE	NE	NE	**103**	**79.6**	< 22.0 U	**5310**	< 26.3 U	< 27.2 U	**120**	**786**	**570**	**15000**
Aroclor 1254	ug/kg	NE	NE	NE	< 22.9 U	< 22.7 U	< 22.0 U	< 27.4 U	< 26.3 U	< 27.2 U	< 26.8 U	< 27.3 U	< 22.3 U	< 6400
Aroclor 1260	ug/kg	NE	NE	NE	< 22.9 U	< 22.7 U	< 22.0 U	**264**	< 26.3 U	< 27.2 U	< 26.8 U	**69.2**	**99.4**	< 6400
Aroclor 1262	ug/kg	NE	NE	NE	< 22.9 U	< 22.7 U	< 22.0 U	< 27.4 U	< 26.3 U	< 27.2 U	< 26.8 U	< 27.3 U	< 22.3 U	< 6400
Aroclor 1268	ug/kg	NE	NE	NE	< 22.9 U	< 22.7 U	< 22.0 U	< 27.4 U	< 26.3 U	< 27.2 U	< 26.8 U	< 27.3 U	< 22.3 U	< 6400
Total PCB Aroclors	ug/kg	NE	NE	1000	**103**	**79.6**	< 22.0 U	**5570**	< 26.3 U	< 27.2 U	**120**	**855**	**669**	**15000**
PCBs-SPLP														
Aroclor 1242	ug/l	NE	NE	NE	NS	NS	NS	< 0.286 U	NS	NS	NS	NS	NS	NS
Aroclor 1248	ug/l	NE	NE	NE	NS	NS	NS	< 0.286 U	NS	NS	NS	NS	NS	NS
Aroclor 1260	ug/l	NE	NE	NE	NS	NS	NS	< 0.286 U	NS	NS	NS	NS	NS	NS
Total PCB Aroclors	ug/l	0.5	5	NE	NS	NS	NS	< 0.286 U	NS	NS	NS	NS	NS	NS

Notes:
This is a summary table. Only detected analytes are shown.
<0.010 = Not detected above the laboratory reporting limit
Bold = Detected above reporting limit
Yellow highlighted cells exceed the 2013 GA PMC
Green highlighted cells exceed the 2013 GB PMC
Blue highlighted cells exceed the 2013 RES DEC
RES DEC = Residential Direct Exposure Criteria
GA PMC = Pollutant Mobility Criteria for GA classified groundwater areas
GB PMC = Pollutant Mobility Criteria for GB classified groundwater areas
NE = Criteria has not been established
NS = Not sampled for this constituent
ug/kg = micrograms per kilogram
ug/l = micrograms per liter
mg/kg = milligrams per kilogram
U = The analyte was not detected above the detection limit
J+ = Result may be biased high
J-= Result may be biased low
J = Result is considered estimated
UJ = The analyte was not detected at a level greater than or equal to the adjusted DL. However, the reported adjusted DL is approximate and may be inaccurate or imprecise.

Table 1
AOC 1 PCB Soil Analytical Data
EC Application

Greenwich High School
10 Hillside Road
Greenwich, CT

Location ID					**U14-SB329**	**U14-SB329**	**U14-SB329**	**U14-SS46**	**U14-SS46**	**U15-SB328**	**U15-SB328**	**U15-SS47**	**U15-SS47**	**U16-SB368**
Depth Interval					**2 - 2.5 ft**	**4 - 4.5 ft**	**5 - 5.5 ft**	**0 - 0.25 ft**	**0 - 0.5 ft**	**2.5 - 3 ft**	**5 - 5.5 ft**	**0 - 0.25 ft**	**0 - 0.5 ft**	**1.5 - 2 ft**
Sample ID	**Unit**	**2013 GA PMC**	**2013 GB PMC**	**2013 RES DEC**	**U14-SB329 (2-2.5) 041112-**	**U14-SB329 (4-4.5) 041112-**	**U14-SB329 (5-5.5) 041112-**	**U14SS46 0-3**	**U14-SS46-080411**	**U15-SB328 (2.5-3) 041112-**	**U15-SB328 (5-5.5) 041112-**	**U15-SS47 0-3**	**U15-SS47-080411**	**U16-SB368 (1.5-2)-1**
Sample Date					**4/11/2012**	**4/11/2012**	**4/11/2012**	**8/31/2011**	**8/4/2011**	**4/11/2012**	**4/11/2012**	**8/12/2011**	**8/4/2011**	**9/16/2020**
SDG					**SB47196**	**SB47196**	**SB47196**	**SB34491**	**SB32875**	**SB47196**	**SB47196**	**SB33374**	**SB32875**	**20I0847**
PCBs														
Aroclor 1248	ug/kg	NE	NE	NE	**16900**	**1260**	**94200**	< 29.0	**117**	**661000**	**3520**	**55.1**	**430**	**6200**
Aroclor 1254	ug/kg	NE	NE	NE	< 2070 U	**1130**	< 2050 U	< 29.0	< 23.1 U	< 24500 U	< 216 U	< 24.0 U	< 22.6 U	< 1700
Aroclor 1260	ug/kg	NE	NE	NE	< 2070 U	**244**	< 2050 U	< 29.0	< 23.1 U	< 24500 U	< 216 U	< 24.0 U	**35.8**	< 1700
Aroclor 1262	ug/kg	NE	NE	NE	< 2070 U	< 24.7 U	< 2050 U	< 29.0	< 23.1 U	< 24500 U	< 216 U	< 24.0 U	< 22.6 U	< 1700
Aroclor 1268	ug/kg	NE	NE	NE	< 2070 U	< 24.7 U	< 2050 U	< 29.0	< 23.1 U	< 24500 U	< 216 U	< 24.0 U	< 22.6 U	< 1700
Total PCB Aroclors	ug/kg	NE	NE	1000	**16900**	**2630**	**94200**	< 29.0 U	**117**	**661000**	**3520**	**55.1**	**466**	**6200**
PCBs-SPLP														
Aroclor 1242	ug/l	NE	NE	NE	NS	NS	NS	NS	NS	NS	NS	NS	NS	NS
Aroclor 1248	ug/l	NE	NE	NE	NS	NS	NS	NS	NS	NS	NS	NS	NS	NS
Aroclor 1260	ug/l	NE	NE	NE	NS	NS	NS	NS	NS	NS	NS	NS	NS	NS
Total PCB Aroclors	ug/l	0.5	5	NE	NS	NS	NS	NS	NS	NS	NS	NS	NS	NS

Notes:
This is a summary table. Only detected analytes are shown.
<0.010 = Not detected above the laboratory reporting limit
Bold = Detected above reporting limit
Yellow highlighted cells exceed the 2013 GA PMC
Green highlighted cells exceed the 2013 GB PMC
Blue highlighted cells exceed the 2013 RES DEC
RES DEC = Residential Direct Exposure Criteria
GA PMC = Pollutant Mobility Criteria for GA classified groundwater areas
GB PMC = Pollutant Mobility Criteria for GB classified groundwater areas
NE = Criteria has not been established
NS = Not sampled for this constituent
ug/kg = micrograms per kilogram
ug/l = micrograms per liter
mg/kg = milligrams per kilogram
U = The analyte was not detected above the detection limit
J+ = Result may be biased high
J-= Result may be biased low
J = Result is considered estimated
UJ = The analyte was not detected at a level greater than or equal to the adjusted DL. However, the reported adjusted DL is approximate and may be inaccurate or imprecise.

Table 1
AOC 1 PCB Soil Analytical Data
EC Application

Greenwich High School
10 Hillside Road
Greenwich, CT

Location ID					**U16-SB368**	**U16-SB368**	**U16-SB368**	**U16-SS48**	**U17-SS184**	**U17-SS266**	**U17-SS49**	**U17-SS49**	**U7-SB409**	**U7-SB409**
Depth Interval					**11.5 - 12 ft**	**3.5 - 4 ft**	**5.5 - 6 ft**	**0 - 0.5 ft**	**0 - 0.25 ft**	**0 - 0.25 ft**	**0 - 0.25 ft**	**0 - 0.5 ft**	**1 - 1.3 ft**	**1.5 - 2.5 ft**
Sample ID	**Unit**	**2013 GA PMC**	**2013 GB PMC**	**2013 RES DEC**	**16-SB368 (11.5-12) 041212**	**U16-SB368 (3.5-4) 041212-**	**U16-SB368 (5.5-6) 041212-**	**U16-SS48-080411**	**U17-SS184 0-3**	**U17-SS266 (0-3)**	**U17-SS49 0-3**	**U17-SS49-080411**	**U7-SB409(1-1.3)-062812-1**	**U7-SB409(1.5-2.5)-062812-**
Sample Date					**4/12/2012**	**4/12/2012**	**4/12/2012**	**8/4/2011**	**8/12/2011**	**8/22/2011**	**8/12/2011**	**8/4/2011**	**6/28/2012**	**6/28/2012**
SDG					**SB47192**	**SB47192**	**SB47192**	**SB32875**	**SB33374**	**SB33952**	**SB33374**	**SB32875**	**SB51990**	**SB51990**
PCBs														
Aroclor 1248	ug/kg	NE	NE	NE	< 21.0 U	**3300**	< 27.3 U	< 19.9 U	**132**	< 20.7 U	**276**	**583**	< 22.3 U	**312**
Aroclor 1254	ug/kg	NE	NE	NE	< 21.0 U	< 22.2 U	< 27.3 U	< 19.9 U	< 22.3 U	< 20.7 U	< 23.4 U	< 21.1 U	< 22.3 U	< 23.0 U
Aroclor 1260	ug/kg	NE	NE	NE	**44.1**	**93.2**	< 27.3 U	< 19.9 U	< 22.3 U	< 20.7 U	**53.8**	**51.6**	< 22.3 U	**410**
Aroclor 1262	ug/kg	NE	NE	NE	< 21.0 U	< 22.2 U	< 27.3 U	< 19.9 U	< 22.3 U	< 20.7 U	< 23.4 U	< 21.1 U	< 22.3 U	< 23.0 U
Aroclor 1268	ug/kg	NE	NE	NE	< 21.0 U	< 22.2 U	< 27.3 U	< 19.9 U	< 22.3 U	< 20.7 U	< 23.4 U	< 21.1 U	< 22.3 U	< 23.0 U
Total PCB Aroclors	ug/kg	NE	NE	1000	**44.1**	**3390**	< 27.3 U	< 19.9 U	**132**	< 20.7 U	**330**	**635**	< 22.3 U	**722**
PCBs-SPLP														
Aroclor 1242	ug/l	NE	NE	NE	NS	NS	NS	NS	NS	NS	NS	NS	NS	NS
Aroclor 1248	ug/l	NE	NE	NE	NS	NS	NS	NS	NS	NS	NS	NS	NS	NS
Aroclor 1260	ug/l	NE	NE	NE	NS	NS	NS	NS	NS	NS	NS	NS	NS	NS
Total PCB Aroclors	ug/l	0.5	5	NE	NS	NS	NS	NS	NS	NS	NS	NS	NS	NS

Notes:
This is a summary table. Only detected analytes are shown.
<0.010 = Not detected above the laboratory reporting limit
Bold = Detected above reporting limit
Yellow highlighted cells exceed the 2013 GA PMC
Green highlighted cells exceed the 2013 GB PMC
Blue highlighted cells exceed the 2013 RES DEC
RES DEC = Residential Direct Exposure Criteria
GA PMC = Pollutant Mobility Criteria for GA classified groundwater areas
GB PMC = Pollutant Mobility Criteria for GB classified groundwater areas
NE = Criteria has not been established
NS = Not sampled for this constituent
ug/kg = micrograms per kilogram
ug/l = micrograms per liter
mg/kg = milligrams per kilogram
U = The analyte was not detected above the detection limit
J+ = Result may be biased high
J-= Result may be biased low
J = Result is considered estimated
UJ = The analyte was not detected at a level greater than or equal to the adjusted DL. However, the reported adjusted DL is approximate and may be inaccurate or imprecise.

Table 1
AOC 1 PCB Soil Analytical Data
EC Application

Greenwich High School
10 Hillside Road
Greenwich, CT

Location ID					**U7-SB409**	**U7-SB409**	**U7-SS42**	**U7-SS42**	**U9-SS43**	**UTIL-A-1**	**UTIL-A-1**	**UTIL-A-2**	**UTIL-A-3**	**UTIL-A-4**
Depth Interval					**11.5 - 12.5 ft**	**11.5 - 12.5 ft**	**0 - 0.5 ft**	**0 - 0.5 ft**	**0 - 0.5 ft**	**0 - 2 ft**	**0 - 2 ft**	**0 - 2 ft**	**0 - 2 ft**	**0 - 2 ft**
Sample ID	**Unit**	**2013 GA PMC**	**2013 GB PMC**	**2013 RES DEC**	**7-SB409(11.5-12.5)-062812**	**7-SB409(11.5-12.5)-062812**	**DUPLICATE-6-080411**	**U7-SS42**	**U9-SS43-080411**	**UTIL-A-1-082015-2**	**UTIL-A-1-082015-1**	**UTIL-A-2-082015-1**	**UTIL-A-3-082015-1**	**UTIL-A-4-082015-1**
Sample Date					**6/28/2012**	**6/28/2012**	**8/4/2011**	**8/4/2011**	**8/4/2011**	**8/20/2015**	**8/20/2015**	**8/20/2015**	**8/20/2015**	**8/20/2015**
SDG					**SB51990**	**SB51990**	**SB32875**	**SB32875**	**SB32875**	**GBJ79558**	**GBJ79558**	**GBJ79558**	**GBJ79558**	**GBJ79558**
PCBs														
Aroclor 1248	ug/kg	NE	NE	NE	< 28.5 U	< 30.9 U	< 22.4 U	< 22.7 U	< 22.8 U	< 340	< 430	< 360	< 350	< 460
Aroclor 1254	ug/kg	NE	NE	NE	< 28.5 U	< 30.9 U	< 22.4 U	< 22.7 U	< 22.8 U	< 340	< 430	< 360	< 350	< 460
Aroclor 1260	ug/kg	NE	NE	NE	< 28.5 U	< 30.9 U	< 22.4 U	< 22.7 U	< 22.8 U	< 340	< 430	< 360	< 350	< 460
Aroclor 1262	ug/kg	NE	NE	NE	< 28.5 U	< 30.9 U	< 22.4 U	< 22.7 U	< 22.8 U	< 340	< 430	< 360	< 350	< 460
Aroclor 1268	ug/kg	NE	NE	NE	< 28.5 U	< 30.9 U	< 22.4 U	< 22.7 U	< 22.8 U	< 340	< 430	< 360	< 350	< 460
Total PCB Aroclors	ug/kg	NE	NE	1000	< 28.5 U	< 30.9 U	< 22.4 U	< 22.7 U	< 22.8 U	< 340	< 430	< 360	< 350	< 460
PCBs-SPLP														
Aroclor 1242	ug/l	NE	NE	NE	NS	NS	NS	NS	NS	NS	NS	NS	NS	NS
Aroclor 1248	ug/l	NE	NE	NE	NS	NS	NS	NS	NS	NS	NS	NS	NS	NS
Aroclor 1260	ug/l	NE	NE	NE	NS	NS	NS	NS	NS	NS	NS	NS	NS	NS
Total PCB Aroclors	ug/l	0.5	5	NE	NS	NS	NS	NS	NS	NS	NS	NS	NS	NS

Notes:
This is a summary table. Only detected analytes are shown.
<0.010 = Not detected above the laboratory reporting limit
Bold = Detected above reporting limit
Yellow highlighted cells exceed the 2013 GA PMC
Green highlighted cells exceed the 2013 GB PMC
Blue highlighted cells exceed the 2013 RES DEC
RES DEC = Residential Direct Exposure Criteria
GA PMC = Pollutant Mobility Criteria for GA classified groundwater areas
GB PMC = Pollutant Mobility Criteria for GB classified groundwater areas
NE = Criteria has not been established
NS = Not sampled for this constituent
ug/kg = micrograms per kilogram
ug/l = micrograms per liter
mg/kg = milligrams per kilogram
U = The analyte was not detected above the detection limit
J+ = Result may be biased high
J-= Result may be biased low
J = Result is considered estimated
UJ = The analyte was not detected at a level greater than or equal to the adjusted DL. However, the reported adjusted DL is approximate and may be inaccurate or imprecise.

Table 1
AOC 1 PCB Soil Analytical Data
EC Application

Greenwich High School
10 Hillside Road
Greenwich, CT

Location ID **Depth Interval** **Sample ID** **Sample Date** **SDG**	**Unit**	**2013 GA PMC**	**2013 GB PMC**	**2013 RES DEC**	**UTIL-A-5** **0 - 2 ft** **UTIL-A-5-082015-1** **8/20/2015** **GBJ79558**	**UTIL-B-1** **0 - 2 ft** **UTIL-B-1-081815-1** **8/18/2015** **GBJ77371**	**UTIL-B-2** **0 - 2 ft** **UTIL-B-2-081815-1** **8/18/2015** **GBJ77371**	**UTIL-B-3** **0 - 2 ft** **UTIL-B-3-081815-1** **8/18/2015** **GBJ77371**	**UTIL-B-4** **0 - 2 ft** **UTIL-B-4-081815-1** **8/18/2015** **GBJ77371**	**UTIL-B-5** **0 - 2 ft** **UTIL-B-5-081815-1** **8/18/2015** **GBJ77371**	**UTIL-B-6** **0 - 2 ft** **UTIL-B-6-081815-1** **8/18/2015** **GBJ77371**	**UTIL-B-7** **0 - 2 ft** **UTIL-B-7-081815-1** **8/18/2015** **GBJ77371**	**UTIL-C-1** **0 - 2 ft** **UTIL-C-1-082015-1** **8/19/2015** **GBJ79558**	**UTIL-C-2** **0 - 2 ft** **UTIL-C-2-082015-1** **8/19/2015** **GBJ79558**
PCBs														
Aroclor 1248	ug/kg	NE	NE	NE	< 420	< 400	< 400	< 380	< 380	< 380	< 350	< 370	< 330	< 330
Aroclor 1254	ug/kg	NE	NE	NE	< 420	< 400	< 400	< 380	< 380	< 380	< 350	< 370	< 330	< 330
Aroclor 1260	ug/kg	NE	NE	NE	< 420	< 400	< 400	< 380	< 380	< 380	< 350	< 370	< 330	< 330
Aroclor 1262	ug/kg	NE	NE	NE	< 420	< 400	< 400	< 380	< 380	< 380	< 350	< 370	< 330	< 330
Aroclor 1268	ug/kg	NE	NE	NE	< 420	< 400	< 400	< 380	< 380	< 380	< 350	< 370	< 330	< 330
Total PCB Aroclors	ug/kg	NE	NE	1000	< 420	< 400	< 400	< 380	< 380	< 380	< 350	< 370	< 330	< 330
PCBs-SPLP														
Aroclor 1242	ug/l	NE	NE	NE	NS	NS	NS	NS	NS	NS	NS	NS	NS	NS
Aroclor 1248	ug/l	NE	NE	NE	NS	NS	NS	NS	NS	NS	NS	NS	NS	NS
Aroclor 1260	ug/l	NE	NE	NE	NS	NS	NS	NS	NS	NS	NS	NS	NS	NS
Total PCB Aroclors	ug/l	0.5	5	NE	NS	NS	NS	NS	NS	NS	NS	NS	NS	NS

Notes:
This is a summary table. Only detected analytes are shown.
<0.010 = Not detected above the laboratory reporting limit
Bold = Detected above reporting limit
Yellow highlighted cells exceed the 2013 GA PMC
Green highlighted cells exceed the 2013 GB PMC
Blue highlighted cells exceed the 2013 RES DEC
RES DEC = Residential Direct Exposure Criteria
GA PMC = Pollutant Mobility Criteria for GA classified groundwater areas
GB PMC = Pollutant Mobility Criteria for GB classified groundwater areas
NE = Criteria has not been established
NS = Not sampled for this constituent
ug/kg = micrograms per kilogram
ug/l = micrograms per liter
mg/kg = milligrams per kilogram
U = The analyte was not detected above the detection limit
J+ = Result may be biased high
J-= Result may be biased low
J = Result is considered estimated
UJ = The analyte was not detected at a level greater than or equal to the adjusted DL. However, the reported adjusted DL is approximate and may be inaccurate or imprecise.

Table 1
AOC 1 PCB Soil Analytical Data
EC Application

Greenwich High School
10 Hillside Road
Greenwich, CT

Location ID **Depth Interval** **Sample ID** **Sample Date** **SDG**	**Unit**	**2013 GA PMC**	**2013 GB PMC**	**2013 RES DEC**	**UTIL-D-1** **0 - 2 ft** **UTIL-D-1-081315-1** **8/13/2015** **GBJ75144**	**UTIL-D-10** **0 - 2 ft** **UTIL-D-10-081315-1** **8/13/2015** **GBJ75144**	**UTIL-D-11** **0 - 2 ft** **UTIL-D-11-081315-1** **8/13/2015** **GBJ75144**	**UTIL-D-12** **0 - 2 ft** **UTIL-D-12-081315-1** **8/13/2015** **GBJ75144**	**UTIL-D-13** **0 - 2 ft** **UTIL-D-13-081315-1** **8/13/2015** **GBJ75144**	**UTIL-D-14** **0 - 2 ft** **UTIL-D-14-081315-1** **8/13/2015** **GBJ75144**	**UTIL-D-15** **0 - 2 ft** **UTIL-D-15-081315-1** **8/13/2015** **GBJ75144**	**UTIL-D-16** **0 - 2 ft** **UTIL-D-16-081315-1** **8/13/2015** **GBJ75144**	**UTIL-D-17** **0 - 2 ft** **UTIL-D-17-081315-1** **8/13/2015** **GBJ75144**	**UTIL-D-18** **0 - 2 ft** **UTIL-D-18-081315-1** **8/13/2015** **GBJ75144**
PCBs														
Aroclor 1248	ug/kg	NE	NE	NE	< 340	< 360	< 350	< 360	< 360	< 350	**580**	< 400	< 370	< 380
Aroclor 1254	ug/kg	NE	NE	NE	< 340	< 360	< 350	< 360	< 360	< 350	< 390	< 400	< 370	< 380
Aroclor 1260	ug/kg	NE	NE	NE	< 340	< 360	< 350	< 360	< 360	< 350	< 390	< 400	< 370	< 380
Aroclor 1262	ug/kg	NE	NE	NE	< 340	< 360	< 350	< 360	< 360	< 350	< 390	< 400	< 370	< 380
Aroclor 1268	ug/kg	NE	NE	NE	< 340	< 360	< 350	< 360	< 360	< 350	< 390	< 400	< 370	< 380
Total PCB Aroclors	ug/kg	NE	NE	1000	< 340	< 360	< 350	< 360	< 360	< 350	**580**	< 400	< 370	< 380
PCBs-SPLP														
Aroclor 1242	ug/l	NE	NE	NE	NS	NS	NS	NS	NS	NS	NS	NS	NS	NS
Aroclor 1248	ug/l	NE	NE	NE	NS	NS	NS	NS	NS	NS	NS	NS	NS	NS
Aroclor 1260	ug/l	NE	NE	NE	NS	NS	NS	NS	NS	NS	NS	NS	NS	NS
Total PCB Aroclors	ug/l	0.5	5	NE	NS	NS	NS	NS	NS	NS	NS	NS	NS	NS

Notes:
This is a summary table. Only detected analytes are shown.
<0.010 = Not detected above the laboratory reporting limit
Bold = Detected above reporting limit
Yellow highlighted cells exceed the 2013 GA PMC
Green highlighted cells exceed the 2013 GB PMC
Blue highlighted cells exceed the 2013 RES DEC
RES DEC = Residential Direct Exposure Criteria
GA PMC = Pollutant Mobility Criteria for GA classified groundwater areas
GB PMC = Pollutant Mobility Criteria for GB classified groundwater areas
NE = Criteria has not been established
NS = Not sampled for this constituent
ug/kg = micrograms per kilogram
ug/l = micrograms per liter
mg/kg = milligrams per kilogram
U = The analyte was not detected above the detection limit
J+ = Result may be biased high
J-= Result may be biased low
J = Result is considered estimated
UJ = The analyte was not detected at a level greater than or equal to the adjusted DL. However, the reported adjusted DL is approximate and may be inaccurate or imprecise.

Table 1
AOC 1 PCB Soil Analytical Data
EC Application

Greenwich High School
10 Hillside Road
Greenwich, CT

Location ID					**UTIL-D-19**	**UTIL-D-2**	**UTIL-D-20**	**UTIL-D-21**	**UTIL-D-22**	**UTIL-D-23**	**UTIL-D-24**	**UTIL-D-25**	**UTIL-D-3**	**UTIL-D-4**
Depth Interval					**0 - 2 ft**	**0 - 2 ft**	**0 - 2 ft**	**0 - 2 ft**	**0 - 2 ft**	**0 - 2 ft**	**0 - 2 ft**	**0 - 2 ft**	**0 - 2 ft**	**0 - 2 ft**
Sample ID	**Unit**	**2013 GA PMC**	**2013 GB PMC**	**2013 RES DEC**	**UTIL-D-19-081715-1**	**UTIL-D-2-081315-1**	**UTIL-D-20-081715-1**	**UTIL-D-21-081715-1**	**UTIL-D-22-081715-1**	**UTIL-D-23-081715-1**	**UTIL-D-24-081715-1**	**UTIL-D-25-081715-1**	**UTIL-D-3-081315-1**	**UTIL-D-4-081315-1**
Sample Date					**8/17/2015**	**8/13/2015**	**8/17/2015**	**8/17/2015**	**8/17/2015**	**8/17/2015**	**8/17/2015**	**8/17/2015**	**8/13/2015**	**8/13/2015**
SDG					**GBJ77371**	**GBJ75144**	**GBJ77371**	**GBJ77371**	**GBJ77371**	**GBJ77371**	**GBJ77371**	**GBJ77371**	**GBJ75144**	**GBJ75144**
PCBs														
Aroclor 1248	ug/kg	NE	NE	NE	< 370	< 350	< 350	< 420	< 370	< 360	< 350	**1900**	< 350	< 350
Aroclor 1254	ug/kg	NE	NE	NE	< 370	< 350	< 350	< 420	< 370	< 360	< 350	< 360	< 350	< 350
Aroclor 1260	ug/kg	NE	NE	NE	< 370	< 350	< 350	< 420	< 370	< 360	< 350	< 360	< 350	< 350
Aroclor 1262	ug/kg	NE	NE	NE	< 370	< 350	< 350	< 420	< 370	< 360	< 350	< 360	< 350	< 350
Aroclor 1268	ug/kg	NE	NE	NE	< 370	< 350	< 350	< 420	< 370	< 360	< 350	< 360	< 350	< 350
Total PCB Aroclors	ug/kg	NE	NE	1000	< 370	< 350	< 350	< 420	< 370	< 360	< 350	**1900**	< 350	< 350
PCBs-SPLP														
Aroclor 1242	ug/l	NE	NE	NE	NS	NS	NS	NS	NS	NS	NS	NS	NS	NS
Aroclor 1248	ug/l	NE	NE	NE	NS	NS	NS	NS	NS	NS	NS	NS	NS	NS
Aroclor 1260	ug/l	NE	NE	NE	NS	NS	NS	NS	NS	NS	NS	NS	NS	NS
Total PCB Aroclors	ug/l	0.5	5	NE	NS	NS	NS	NS	NS	NS	NS	NS	NS	NS

Notes:
This is a summary table. Only detected analytes are shown.
<0.010 = Not detected above the laboratory reporting limit
Bold = Detected above reporting limit
Yellow highlighted cells exceed the 2013 GA PMC
Green highlighted cells exceed the 2013 GB PMC
Blue highlighted cells exceed the 2013 RES DEC
RES DEC = Residential Direct Exposure Criteria
GA PMC = Pollutant Mobility Criteria for GA classified groundwater areas
GB PMC = Pollutant Mobility Criteria for GB classified groundwater areas
NE = Criteria has not been established
NS = Not sampled for this constituent
ug/kg = micrograms per kilogram
ug/l = micrograms per liter
mg/kg = milligrams per kilogram
U = The analyte was not detected above the detection limit
J+ = Result may be biased high
J-= Result may be biased low
J = Result is considered estimated
UJ = The analyte was not detected at a level greater than or equal to the adjusted DL. However, the reported adjusted DL is approximate and may be inaccurate or imprecise.

Table 1
AOC 1 PCB Soil Analytical Data
EC Application

Greenwich High School
10 Hillside Road
Greenwich, CT

Location ID					**UTIL-D-5**	**UTIL-D-6**	**UTIL-D-7**	**UTIL-D-8**	**UTIL-D-9**	**UTIL-E-1**	**UTIL-E-2**	**V10-SS145**	**V10-SS145**	**V12-SB422**
Depth Interval					**0 - 2 ft**	**0 - 2 ft**	**0 - 2 ft**	**0 - 2 ft**	**0 - 2 ft**	**0 - 2 ft**	**0 - 2 ft**	**0 - 0.25 ft**	**0 - 0.5 ft**	**13.5 - 14 ft**
Sample ID	**Unit**	**2013 GA PMC**	**2013 GB PMC**	**2013 RES DEC**	**UTIL-D-5-081315-1**	**UTIL-D-6-081315-1**	**UTIL-D-7-081315-1**	**UTIL-D-8-081315-1**	**UTIL-D-9-081315-1**	**UTIL-E-1-082015-1**	**UTIL-E-2-082015-1**	**V10-SS145 0-3**	**V10-SS145-080511**	**'12-SB422(13.5-14)070212-**
Sample Date					**8/13/2015**	**8/13/2015**	**8/13/2015**	**8/13/2015**	**8/13/2015**	**8/19/2015**	**8/19/2015**	**8/12/2011**	**8/5/2011**	**7/2/2012**
SDG					**GBJ75144**	**GBJ75144**	**GBJ75144**	**GBJ75144**	**GBJ75144**	**GBJ79558**	**GBJ79558**	**SB33374**	**SB32945**	**SB52216**
PCBs														
Aroclor 1248	ug/kg	NE	NE	NE	**550**	**780**	**440**	< 360	**420**	< 320	< 330	**48.1**	< 25.2 U	< 21.4 U
Aroclor 1254	ug/kg	NE	NE	NE	< 370	< 360	< 410	< 360	< 400	< 320	< 330	< 25.8 U	< 25.2 U	< 21.4 U
Aroclor 1260	ug/kg	NE	NE	NE	< 370	< 360	< 410	< 360	< 400	< 320	< 330	< 25.8 U	< 25.2 U	< 21.4 U
Aroclor 1262	ug/kg	NE	NE	NE	< 370	< 360	< 410	< 360	< 400	< 320	< 330	< 25.8 U	< 25.2 U	< 21.4 U
Aroclor 1268	ug/kg	NE	NE	NE	< 370	< 360	< 410	< 360	< 400	< 320	< 330	< 25.8 U	< 25.2 U	< 21.4 U
Total PCB Aroclors	ug/kg	NE	NE	1000	**550**	**780**	**440**	< 360	**420**	< 320	< 330	**48.1**	< 25.2 U	< 21.4 U
PCBs-SPLP														
Aroclor 1242	ug/l	NE	NE	NE	NS	NS	NS	NS	NS	NS	NS	NS	NS	NS
Aroclor 1248	ug/l	NE	NE	NE	NS	NS	NS	NS	NS	NS	NS	NS	NS	NS
Aroclor 1260	ug/l	NE	NE	NE	NS	NS	NS	NS	NS	NS	NS	NS	NS	NS
Total PCB Aroclors	ug/l	0.5	5	NE	NS	NS	NS	NS	NS	NS	NS	NS	NS	NS

Notes:
This is a summary table. Only detected analytes are shown.
<0.010 = Not detected above the laboratory reporting limit
Bold = Detected above reporting limit
Yellow highlighted cells exceed the 2013 GA PMC
Green highlighted cells exceed the 2013 GB PMC
Blue highlighted cells exceed the 2013 RES DEC
RES DEC = Residential Direct Exposure Criteria
GA PMC = Pollutant Mobility Criteria for GA classified groundwater areas
GB PMC = Pollutant Mobility Criteria for GB classified groundwater areas
NE = Criteria has not been established
NS = Not sampled for this constituent
ug/kg = micrograms per kilogram
ug/l = micrograms per liter
mg/kg = milligrams per kilogram
U = The analyte was not detected above the detection limit
J+ = Result may be biased high
J-= Result may be biased low
J = Result is considered estimated
UJ = The analyte was not detected at a level greater than or equal to the adjusted DL. However, the reported adjusted DL is approximate and may be inaccurate or imprecise.

Table 1
AOC 1 PCB Soil Analytical Data
EC Application

Greenwich High School
10 Hillside Road
Greenwich, CT

Location ID					**V12-SB422**	**V12-SB422**	**V12-SS194**	**V13-SS51**	**V13-SS51**	**V14-SS52**	**V14-SS52**	**V15-SS299**	**V15-SS53**	**V16-SB34**
Depth Interval					**3 - 4 ft**	**4 - 7 ft**	**0 - 0.25 ft**	**0 - 0.25 ft**	**0 - 0.5 ft**	**0 - 0.25 ft**	**0 - 0.5 ft**	**0 - 0.25 ft**	**0 - 0.5 ft**	**1 - 2 ft**
Sample ID	**Unit**	**2013 GA PMC**	**2013 GB PMC**	**2013 RES DEC**	**V12-SB422(3-4)070212-1**	**V12-SB422(4-7)070212-1**	**V12-SS194 0-3**	**V13-SS51 0-3**	**V13-SS51-080411**	**V14-SS52 0-3**	**V14-SS52-080411**	**V15SS299 0-3-082311**	**V15-SS53-080411**	**V16-SB34 1-2**
Sample Date					**7/2/2012**	**7/2/2012**	**8/12/2011**	**8/12/2011**	**8/4/2011**	**8/12/2011**	**8/4/2011**	**8/23/2011**	**8/4/2011**	**8/10/2011**
SDG					**SB52216**	**SB52216**	**SB33374**	**SB33374**	**SB32875**	**SB33374**	**SB32875**	**SB34022**	**SB32875**	**SB33209**
PCBs														
Aroclor 1248	ug/kg	NE	NE	NE	**3960**	**1880 J**	**313**	**237**	**549**	**77.2**	**195**	**101**	**205**	< 21.0 U
Aroclor 1254	ug/kg	NE	NE	NE	< 21.7 U	< 22.0 U	< 23.8 U	< 23.7 U	< 21.4 U	< 21.5 U	< 22.4 U	< 23.5 U	< 22.4 U	< 21.0 U
Aroclor 1260	ug/kg	NE	NE	NE	**123**	**41.8 J**	**48.5**	**33.4**	**60.8**	< 21.5 U	**23.0**	< 23.5 U	< 22.4 U	< 21.0 U
Aroclor 1262	ug/kg	NE	NE	NE	< 21.7 U	< 22.0 U	< 23.8 U	< 23.7 U	< 21.4 U	< 21.5 U	< 22.4 U	< 23.5 U	< 22.4 U	< 21.0 U
Aroclor 1268	ug/kg	NE	NE	NE	< 21.7 U	< 22.0 U	< 23.8 U	< 23.7 U	< 21.4 U	< 21.5 U	< 22.4 U	< 23.5 U	< 22.4 U	< 21.0 U
Total PCB Aroclors	ug/kg	NE	NE	1000	**4080**	**1920**	**362**	**270**	**610**	**77.2**	**218**	**101**	**205**	< 21.0 U
PCBs-SPLP														
Aroclor 1242	ug/l	NE	NE	NE	NS	NS	NS	NS	NS	NS	NS	NS	NS	NS
Aroclor 1248	ug/l	NE	NE	NE	NS	NS	NS	NS	NS	NS	NS	NS	NS	NS
Aroclor 1260	ug/l	NE	NE	NE	NS	NS	NS	NS	NS	NS	NS	NS	NS	NS
Total PCB Aroclors	ug/l	0.5	5	NE	NS	NS	NS	NS	NS	NS	NS	NS	NS	NS

Notes:
This is a summary table. Only detected analytes are shown.
<0.010 = Not detected above the laboratory reporting limit
Bold = Detected above reporting limit
Yellow highlighted cells exceed the 2013 GA PMC
Green highlighted cells exceed the 2013 GB PMC
Blue highlighted cells exceed the 2013 RES DEC
RES DEC = Residential Direct Exposure Criteria
GA PMC = Pollutant Mobility Criteria for GA classified groundwater areas
GB PMC = Pollutant Mobility Criteria for GB classified groundwater areas
NE = Criteria has not been established
NS = Not sampled for this constituent
ug/kg = micrograms per kilogram
ug/l = micrograms per liter
mg/kg = milligrams per kilogram
U = The analyte was not detected above the detection limit
J+ = Result may be biased high
J-= Result may be biased low
J = Result is considered estimated
UJ = The analyte was not detected at a level greater than or equal to the adjusted DL. However, the reported adjusted DL is approximate and may be inaccurate or imprecise.

Table 1
AOC 1 PCB Soil Analytical Data
EC Application

Greenwich High School
10 Hillside Road
Greenwich, CT

Location ID					**V16-SB34**	**V16-SB34**	**V16-SB34**	**V16-SB34**	**V16-SB34**	**V16-SS54**	**V16-SS54**	**V16-SS54**	**V17-SS55**	**V17-SS55**
Depth Interval					**2 - 3 ft**	**3 - 4 ft**	**4 - 4.6 ft**	**6 - 7 ft**	**8 - 8.5 ft**	**0 - 0.5 ft**	**0 - 0.5 ft**	**0 - 0.5 ft**	**0 - 0.25 ft**	**0 - 0.5 ft**
Sample ID	**Unit**	**2013 GA PMC**	**2013 GB PMC**	**2013 RES DEC**	**V16-SB34 2-3**	**V16-SB34 3-4**	**V16-SB34 4-4.6**	**V16-SB34 6-7**	**V16-SB34 8-8.5**	**V16-SS54-080411**	**DUPLICATE-4-080411**	**V16-SS54-080511**	**V17-SS55 0-3**	**V17-SS55-080411**
Sample Date					**8/10/2011**	**8/10/2011**	**8/10/2011**	**8/10/2011**	**8/10/2011**	**8/4/2011**	**8/4/2011**	**8/5/2011**	**8/11/2011**	**8/4/2011**
SDG					**SB33209**	**SB33209**	**SB33209**	**SB33209**	**SB33209**	**SB32875**	**SB32875**	**SB32945**	**SB33374**	**SB32875**
PCBs														
Aroclor 1248	ug/kg	NE	NE	NE	**1470**	**34500**	< 25.9 U	< 22.1 U	< 45.3 U	**1170**	**714**	**961**	< 19.8 U	**107**
Aroclor 1254	ug/kg	NE	NE	NE	< 24.9 U	< 22.7 U	< 25.9 U	< 22.1 U	< 45.3 U	< 20.1 U	< 19.9 U	< 20.0 U	< 19.8 U	< 20.4 U
Aroclor 1260	ug/kg	NE	NE	NE	**72.1**	**203**	< 25.9 U	< 22.1 U	< 45.3 U	**46.3 J**	< 19.9 U	**40.4**	< 19.8 U	< 20.4 U
Aroclor 1262	ug/kg	NE	NE	NE	< 24.9 U	< 22.7 U	< 25.9 U	< 22.1 U	< 45.3 U	< 20.1 U	< 19.9 U	< 20.0 U	< 19.8 U	< 20.4 U
Aroclor 1268	ug/kg	NE	NE	NE	< 24.9 U	< 22.7 U	< 25.9 U	< 22.1 U	< 45.3 U	< 20.1 U	< 19.9 U	< 20.0 U	< 19.8 U	< 20.4 U
Total PCB Aroclors	ug/kg	NE	NE	1000	**1540**	**34703**	< 25.9 U	< 22.1 U	< 45.3 U	**1220**	**714**	**1000**	< 19.8 U	**107**
PCBs-SPLP														
Aroclor 1242	ug/l	NE	NE	NE	NS	< 0.276 UJ	NS	NS	NS	NS	NS	NS	NS	NS
Aroclor 1248	ug/l	NE	NE	NE	NS	**4.46 J**	NS	NS	NS	NS	NS	NS	NS	NS
Aroclor 1260	ug/l	NE	NE	NE	NS	< 0.276 UJ	NS	NS	NS	NS	NS	NS	NS	NS
Total PCB Aroclors	ug/l	0.5	5	NE	NS	**4.46**	NS	NS	NS	NS	NS	NS	NS	NS

Notes:
This is a summary table. Only detected analytes are shown.
<0.010 = Not detected above the laboratory reporting limit
Bold = Detected above reporting limit
Yellow highlighted cells exceed the 2013 GA PMC
Green highlighted cells exceed the 2013 GB PMC
Blue highlighted cells exceed the 2013 RES DEC
RES DEC = Residential Direct Exposure Criteria
GA PMC = Pollutant Mobility Criteria for GA classified groundwater areas
GB PMC = Pollutant Mobility Criteria for GB classified groundwater areas
NE = Criteria has not been established
NS = Not sampled for this constituent
ug/kg = micrograms per kilogram
ug/l = micrograms per liter
mg/kg = milligrams per kilogram
U = The analyte was not detected above the detection limit
J+ = Result may be biased high
J-= Result may be biased low
J = Result is considered estimated
UJ = The analyte was not detected at a level greater than or equal to the adjusted DL. However, the reported adjusted DL is approximate and may be inaccurate or imprecise.

Table 1
AOC 1 PCB Soil Analytical Data
EC Application

Greenwich High School
10 Hillside Road
Greenwich, CT

Location ID					**V18-SB380**	**V18-SB380**	**V18-SS56**	**V26-SB348**	**V26-SB348**	**V6-SB427**	**V6-SB427**	**V6-SS222**	**V6-SS222**	**V8-SS215**
Depth Interval					**1 - 1.5 ft**	**3 - 5 ft**	**0 - 0.5 ft**	**8 - 8.5 ft**	**9 - 10 ft**	**11.5 - 12 ft**	**2 - 3 ft**	**0 - 0.25 ft**	**0 - 0.25 ft**	**0 - 0.25 ft**
Sample ID	**Unit**	**2013 GA PMC**	**2013 GB PMC**	**2013 RES DEC**	**V-V18-SB380 (1-1.5)-062512**	**V-V18-SB380 (3-5)-062512**	**V18-SS56-080411**	**V26-SB348(8-8.5)-040912-1**	**V26-SB348(9-10)-040912-1**	**V6-SB427(11.5-12)070312-1**	**V6-SB427(2-3)070312-1**	**DUPLICATE-13**	**V6-SS222 0-3**	**V8-SS215 0-3**
Sample Date					**6/25/2012**	**6/25/2012**	**8/4/2011**	**4/9/2012**	**4/9/2012**	**7/3/2012**	**7/3/2012**	**8/12/2011**	**8/12/2011**	**8/12/2011**
SDG					**SB51792**	**SB51792**	**SB32875**	**SB46864**	**SB46864**	**SB52216**	**SB52216**	**SB33374**	**SB33374**	**SB33374**
PCBs														
Aroclor 1248	ug/kg	NE	NE	NE	**538**	**17600**	< 20.2 U	**30.6**	< 20.2 U	< 21.2 U	< 25.8 U	< 25.8 U	< 26.3 U	< 24.9 U
Aroclor 1254	ug/kg	NE	NE	NE	< 21.7 U	< 22.9 U	< 20.2 U	< 21.9 U	< 20.2 U	< 21.2 U	< 25.8 U	< 25.8 U	< 26.3 U	< 24.9 U
Aroclor 1260	ug/kg	NE	NE	NE	< 21.7 U	**501**	< 20.2 U	< 21.9 U	< 20.2 U	< 21.2 U	< 25.8 U	< 25.8 U	< 26.3 U	< 24.9 U
Aroclor 1262	ug/kg	NE	NE	NE	< 21.7 U	< 22.9 U	< 20.2 U	< 21.9 U	< 20.2 U	< 21.2 U	< 25.8 U	< 25.8 U	< 26.3 U	< 24.9 U
Aroclor 1268	ug/kg	NE	NE	NE	< 21.7 U	< 22.9 U	< 20.2 U	< 21.9 U	< 20.2 U	< 21.2 U	< 25.8 U	< 25.8 U	< 26.3 U	< 24.9 U
Total PCB Aroclors	ug/kg	NE	NE	1000	**538**	**18101**	< 20.2 U	**30.6**	< 20.2 U	< 21.2 U	< 25.8 U	< 25.8 U	< 26.3 U	< 24.9 U
PCBs-SPLP														
Aroclor 1242	ug/l	NE	NE	NE	NS	NS	NS	NS	NS	NS	NS	NS	NS	NS
Aroclor 1248	ug/l	NE	NE	NE	NS	NS	NS	NS	NS	NS	NS	NS	NS	NS
Aroclor 1260	ug/l	NE	NE	NE	NS	NS	NS	NS	NS	NS	NS	NS	NS	NS
Total PCB Aroclors	ug/l	0.5	5	NE	NS	NS	NS	NS	NS	NS	NS	NS	NS	NS

Notes:
This is a summary table. Only detected analytes are shown.
<0.010 = Not detected above the laboratory reporting limit
Bold = Detected above reporting limit
Yellow highlighted cells exceed the 2013 GA PMC
Green highlighted cells exceed the 2013 GB PMC
Blue highlighted cells exceed the 2013 RES DEC
RES DEC = Residential Direct Exposure Criteria
GA PMC = Pollutant Mobility Criteria for GA classified groundwater areas
GB PMC = Pollutant Mobility Criteria for GB classified groundwater areas
NE = Criteria has not been established
NS = Not sampled for this constituent
ug/kg = micrograms per kilogram
ug/l = micrograms per liter
mg/kg = milligrams per kilogram
U = The analyte was not detected above the detection limit
J+ = Result may be biased high
J-= Result may be biased low
J = Result is considered estimated
UJ = The analyte was not detected at a level greater than or equal to the adjusted DL. However, the reported adjusted DL is approximate and may be inaccurate or imprecise.

Table 1
AOC 1 PCB Soil Analytical Data
EC Application

Greenwich High School
10 Hillside Road
Greenwich, CT

Location ID					**V9-SB234**	**V9-SB234**	**V9-SB234**	**W11-SS59**	**W11-SS59**	**W12-SS193**	**W13-SS60**	**W14-SS61**	**W15**	**W15-SS300**
Depth Interval					**0.5 - 2.5 ft**	**2.5 - 4.5 ft**	**6 - 7 ft**	**0 - 0.25 ft**	**0 - 0.5 ft**	**0 - 0.25 ft**	**0 - 0.5 ft**	**0 - 0.5 ft**	**1.5 - 2 ft**	**0 - 0.25 ft**
Sample ID	**Unit**	**2013 GA PMC**	**2013 GB PMC**	**2013 RES DEC**	**V9-SB234 (.50-2.50)-1**	**V9-SB234 (2.5-4.5)-1**	**V9-SB234 (6-7)-1**	**W11-SS59 0-3**	**W11-SS59-080411**	**W12-SS193 0-3**	**W13-SS60-080411**	**W14-SS61-080411**	**W15(1.5-2)-1**	**W15SS300 0-3-082311**
Sample Date					**12/27/2011**	**12/27/2011**	**12/27/2011**	**8/12/2011**	**8/4/2011**	**8/12/2011**	**8/4/2011**	**8/4/2011**	**9/16/2020**	**8/23/2011**
SDG					**SB41720**	**SB41720**	**SB41720**	**SB33374**	**SB32875**	**SB33374**	**SB32875**	**SB32875**	**20I0847**	**SB34022**
PCBs														
Aroclor 1248	ug/kg	NE	NE	NE	**163**	**18200**	< 21.6 U	**53.1**	**143**	**180**	**185**	**94.7**	**240**	< 25.0 U
Aroclor 1254	ug/kg	NE	NE	NE	< 22.1 U	< 25.8 U	< 21.6 U	< 25.0 U	< 21.4 U	< 25.1 U	< 21.1 U	< 22.1 U	< 84	< 25.0 U
Aroclor 1260	ug/kg	NE	NE	NE	< 22.1 U	**984**	< 21.6 U	< 25.0 U	**29.0 J**	< 25.1 U	**51.1**	< 22.1 U	< 84	< 25.0 U
Aroclor 1262	ug/kg	NE	NE	NE	< 22.1 U	< 25.8 U	< 21.6 U	< 25.0 U	< 21.4 U	< 25.1 U	< 21.1 U	< 22.1 U	< 84	< 25.0 U
Aroclor 1268	ug/kg	NE	NE	NE	< 22.1 U	< 25.8 U	< 21.6 U	< 25.0 U	< 21.4 U	< 25.1 U	< 21.1 U	< 22.1 U	< 84	< 25.0 U
Total PCB Aroclors	ug/kg	NE	NE	1000	**163**	**19184**	< 21.6 U	**53.1**	**172**	**180**	**236**	**94.7**	**240**	< 25.0 U
PCBs-SPLP														
Aroclor 1242	ug/l	NE	NE	NE	NS	< 0.2 UJ	NS	NS	NS	NS	NS	NS	NS	NS
Aroclor 1248	ug/l	NE	NE	NE	NS	< 0.2 UJ	NS	NS	NS	NS	NS	NS	NS	NS
Aroclor 1260	ug/l	NE	NE	NE	NS	< 0.2 UJ	NS	NS	NS	NS	NS	NS	NS	NS
Total PCB Aroclors	ug/l	0.5	5	NE	NS	< 0.2 U	NS	NS	NS	NS	NS	NS	NS	NS

Notes:
This is a summary table. Only detected analytes are shown.
<0.010 = Not detected above the laboratory reporting limit
Bold = Detected above reporting limit
Yellow highlighted cells exceed the 2013 GA PMC
Green highlighted cells exceed the 2013 GB PMC
Blue highlighted cells exceed the 2013 RES DEC
RES DEC = Residential Direct Exposure Criteria
GA PMC = Pollutant Mobility Criteria for GA classified groundwater areas
GB PMC = Pollutant Mobility Criteria for GB classified groundwater areas
NE = Criteria has not been established
NS = Not sampled for this constituent
ug/kg = micrograms per kilogram
ug/l = micrograms per liter
mg/kg = milligrams per kilogram
U = The analyte was not detected above the detection limit
J+ = Result may be biased high
J-= Result may be biased low
J = Result is considered estimated
UJ = The analyte was not detected at a level greater than or equal to the adjusted DL. However, the reported adjusted DL is approximate and may be inaccurate or imprecise.

Table 1
AOC 1 PCB Soil Analytical Data
EC Application

Location ID Depth Interval Sample ID Sample Date SDG	Unit	2013 GA PMC	2013 GB PMC	2013 RES DEC	W15-SS62 0 - 0.5 ft W15-SS62-080411 8/4/2011 SB32875	W16-SS63 0 - 0.5 ft W16-SS63-080411 8/4/2011 SB32875	W16-SS63 0 - 0.5 ft W16-SS63-080511 8/5/2011 SB32945	W20-SB49 0 - 1 ft W20-SB49 0-1 8/10/2011 SB33209	W20-SB49 1 - 2 ft W20-SB49 1-2 8/10/2011 SB33209	W20-SB49 2 - 3 ft W20-SB49 2-3 8/10/2011 SB33209	W20-SB49 5 - 6 ft W20-SB49 5-6 8/10/2011 SB33209	W20-SB49 8 - 9 ft W20-SB49 8-9 8/10/2011 SB33209	W21-SB50 1 - 1.7 ft W21-SB50 1-1.7 8/10/2011 SB33209	W22-MB55 0 - 0.25 ft W22-MB55(0-0.25)-1 9/17/2020 20I0954
PCBs														
Aroclor 1248	ug/kg	NE	NE	NE	**101**	**1370**	**1220**	< 22.1 U	**132**	< 26.1 U	< 25.8 U	< 21.2 U	< 21.5 U	**960**
Aroclor 1254	ug/kg	NE	NE	NE	< 23.1 U	< 22.7 U	< 21.7 U	< 22.1 U	< 21.9 U	< 26.1 U	< 25.8 U	< 21.2 U	< 21.5 U	< 86
Aroclor 1260	ug/kg	NE	NE	NE	< 23.1 U	**64.8**	**34.8**	< 22.1 U	< 21.9 U	< 26.1 U	< 25.8 U	< 21.2 U	< 21.5 U	< 86
Aroclor 1262	ug/kg	NE	NE	NE	< 23.1 U	< 22.7 U	< 21.7 U	< 22.1 U	< 21.9 U	< 26.1 U	< 25.8 U	< 21.2 U	< 21.5 U	< 86
Aroclor 1268	ug/kg	NE	NE	NE	< 23.1 U	< 22.7 U	< 21.7 U	< 22.1 U	< 21.9 U	< 26.1 U	< 25.8 U	< 21.2 U	< 21.5 U	< 86
Total PCB Aroclors	ug/kg	NE	NE	1000	**101**	**1430**	**1250**	< 22.1 U	**132**	< 26.1 U	< 25.8 U	< 21.2 U	< 21.5 U	**960**
PCBs-SPLP														
Aroclor 1242	ug/l	NE	NE	NE	NS	NS	NS	NS	NS	NS	NS	NS	NS	NS
Aroclor 1248	ug/l	NE	NE	NE	NS	NS	NS	NS	NS	NS	NS	NS	NS	NS
Aroclor 1260	ug/l	NE	NE	NE	NS	NS	NS	NS	NS	NS	NS	NS	NS	NS
Total PCB Aroclors	ug/l	0.5	5	NE	NS	NS	NS	NS	NS	NS	NS	NS	NS	NS

Notes:
This is a summary table. Only detected analytes are shown.
<0.010 = Not detected above the laboratory reporting limit
Bold = Detected above reporting limit
Yellow highlighted cells exceed the 2013 GA PMC
Green highlighted cells exceed the 2013 GB PMC
Blue highlighted cells exceed the 2013 RES DEC
RES DEC = Residential Direct Exposure Criteria
GA PMC = Pollutant Mobility Criteria for GA classified groundwater areas
GB PMC = Pollutant Mobility Criteria for GB classified groundwater areas
NE = Criteria has not been established
NS = Not sampled for this constituent
ug/kg = micrograms per kilogram
ug/l = micrograms per liter
mg/kg = milligrams per kilogram
U = The analyte was not detected above the detection limit
J+ = Result may be biased high
J-= Result may be biased low
J = Result is considered estimated
UJ = The analyte was not detected at a level greater than or equal to the adjusted DL. However, the reported adjusted DL is approximate and may be inaccurate or imprecise.

Table 1
AOC 1 PCB Soil Analytical Data
EC Application

Location ID	Unit	2013 GA PMC	2013 GB PMC	2013 RES DEC	W22-MB55	W7-SB408	W7-SB408	W7-SB408	W7-SS57	W9-SS58	X/Y14	X/Y15.5	X/Y15.5	X/Y15.5
Depth Interval					0.5 - 1 ft	1 - 1.5 ft	2.5 - 3.5 ft	9 - 10 ft	0 - 0.5 ft	0 - 0.5 ft	1.5 - 2 ft	1 - 1.5 ft	3 - 3.5 ft	3 - 3.5 ft
Sample ID					W22-MB55 (0.5-1)-1	W7-SB408(1-1.5)-062812-1	W7-SB408(2.5-3.5)-062812-	W7-SB408(9-10)-062812-1	W7-SS57-080411	W9-SS58-080411	X/Y14(1.5-2)-1.	X/Y15.5 (1-1.5)-1	X/Y15.5 (3-3.5)-2	X/Y15.5 (3-3.5)-1
Sample Date					9/17/2020	6/28/2012	6/28/2012	6/28/2012	8/4/2011	8/4/2011	9/16/2020	9/17/2020	9/17/2020	9/17/2020
SDG					20I0953	SB51990	SB51990	SB51990	SB32875	SB32875	20I0847	20I0953	20I0953	20I0953
PCBs														
Aroclor 1248	ug/kg	NE	NE	NE	**580**	< 21.5 U	**3850**	< 49.3 U	< 22.9 U	**67.6**	**170**	**380**	**7200**	**8100**
Aroclor 1254	ug/kg	NE	NE	NE	**320**	< 21.5 U	< 24.0 U	< 49.3 U	< 22.9 U	< 21.2 U	< 87	**390**	< 910	< 900
Aroclor 1260	ug/kg	NE	NE	NE	< 85	< 21.5 U	**209**	< 49.3 U	< 22.9 U	< 21.2 U	< 87	< 86	< 910	< 900
Aroclor 1262	ug/kg	NE	NE	NE	< 85	< 21.5 U	< 24.0 U	< 49.3 U	< 22.9 U	< 21.2 U	< 87	< 86	< 910	< 900
Aroclor 1268	ug/kg	NE	NE	NE	< 85	< 21.5 U	< 24.0 U	< 49.3 U	< 22.9 U	< 21.2 U	< 87	< 86	< 910	< 900
Total PCB Aroclors	ug/kg	NE	NE	1000	**900**	< 21.5 U	**4060**	< 49.3 U	< 22.9 U	**67.6**	**170**	**770**	**7200**	**8100**
PCBs-SPLP														
Aroclor 1242	ug/l	NE	NE	NE	NS	NS	NS	NS	NS	NS	NS	NS	NS	NS
Aroclor 1248	ug/l	NE	NE	NE	NS	NS	NS	NS	NS	NS	NS	NS	NS	NS
Aroclor 1260	ug/l	NE	NE	NE	NS	NS	NS	NS	NS	NS	NS	NS	NS	NS
Total PCB Aroclors	ug/l	0.5	5	NE	NS	NS	NS	NS	NS	NS	NS	NS	NS	NS

Notes:
This is a summary table. Only detected analytes are shown.
<0.010 = Not detected above the laboratory reporting limit
Bold = Detected above reporting limit
Yellow highlighted cells exceed the 2013 GA PMC
Green highlighted cells exceed the 2013 GB PMC
Blue highlighted cells exceed the 2013 RES DEC
RES DEC = Residential Direct Exposure Criteria
GA PMC = Pollutant Mobility Criteria for GA classified groundwater areas
GB PMC = Pollutant Mobility Criteria for GB classified groundwater areas
NE = Criteria has not been established
NS = Not sampled for this constituent
ug/kg = micrograms per kilogram
ug/l = micrograms per liter
mg/kg = milligrams per kilogram
U = The analyte was not detected above the detection limit
J+ = Result may be biased high
J-= Result may be biased low
J = Result is considered estimated
UJ = The analyte was not detected at a level greater than or equal to the adjusted DL. However, the reported adjusted DL is approximate and may be inaccurate or imprecise.

Table 1
AOC 1 PCB Soil Analytical Data
EC Application

Greenwich High School
10 Hillside Road
Greenwich, CT

Location ID					**X10-SS202**	**X11-SS320**	**X12-SS192**	**X12-SS192**	**X12-SS321**	**X13-SB324**	**X13-SB324**	**X13-SB324**	**X13-SS323**	**X13-SS64**
Depth Interval					**0 - 0.25 ft**	**0 - 0.25 ft**	**0 - 0.25 ft**	**0 - 0.25 ft**	**0 - 0.25 ft**	**12 - 12.5 ft**	**4 - 4.5 ft**	**7.5 - 8 ft**	**0 - 0.25 ft**	**0 - 0.25 ft**
Sample ID	**Unit**	**2013 GA PMC**	**2013 GB PMC**	**2013 RES DEC**	**X10-SS202 0-3**	**X11SS320 0-3**	**X12-SS192 0-3**	**DUPLICATE-17**	**X12SS321 0-3**	**13-SB324 (12-12.5) 041112**	**X13-SB324 (4-4.5) 041112-**	**X13-SB324 (7.5-8) 041112-1**	**X13SS323 0-3**	**X13-SS64 0-3**
Sample Date					**8/12/2011**	**8/31/2011**	**8/12/2011**	**8/12/2011**	**8/31/2011**	**4/11/2012**	**4/11/2012**	**4/11/2012**	**8/31/2011**	**8/12/2011**
SDG					**SB33374**	**SB34491**	**SB33374**	**SB33374**	**SB34491**	**SB47196**	**SB47196**	**SB47196**	**SB34491**	**SB33374**
PCBs														
Aroclor 1248	ug/kg	NE	NE	NE	< 26.4 U	< 27.0	**295**	**239**	< 45.1	**3520**	**1620**	**19300**	< 29.2	**76.9**
Aroclor 1254	ug/kg	NE	NE	NE	< 26.4 U	< 27.0	< 25.4 U	< 26.8 U	< 45.1	< 25.0 U	< 22.1 U	< 25.9 U	< 29.2	< 29.6 U
Aroclor 1260	ug/kg	NE	NE	NE	< 26.4 U	< 27.0	< 25.4 UJ	**175 J**	< 45.1	**46.5**	**71.7**	**404**	< 29.2	< 29.6 U
Aroclor 1262	ug/kg	NE	NE	NE	< 26.4 U	< 27.0	< 25.4 U	< 26.8 U	< 45.1	< 25.0 U	< 22.1 U	< 25.9 U	< 29.2	< 29.6 U
Aroclor 1268	ug/kg	NE	NE	NE	< 26.4 U	< 27.0	< 25.4 U	< 26.8 U	< 45.1	< 25.0 U	< 22.1 U	< 25.9 U	< 29.2	< 29.6 U
Total PCB Aroclors	ug/kg	NE	NE	1000	< 26.4 U	< 27.0 U	**295**	**414**	< 45.1 U	**3570**	**1690**	**19704**	< 29.2 U	**76.9**
PCBs-SPLP														
Aroclor 1242	ug/l	NE	NE	NE	NS	NS	NS	NS	NS	NS	NS	NS	NS	NS
Aroclor 1248	ug/l	NE	NE	NE	NS	NS	NS	NS	NS	NS	NS	NS	NS	NS
Aroclor 1260	ug/l	NE	NE	NE	NS	NS	NS	NS	NS	NS	NS	NS	NS	NS
Total PCB Aroclors	ug/l	0.5	5	NE	NS	NS	NS	NS	NS	NS	NS	NS	NS	NS

Notes:
This is a summary table. Only detected analytes are shown.
<0.010 = Not detected above the laboratory reporting limit
Bold = Detected above reporting limit
Yellow highlighted cells exceed the 2013 GA PMC
Green highlighted cells exceed the 2013 GB PMC
Blue highlighted cells exceed the 2013 RES DEC
RES DEC = Residential Direct Exposure Criteria
GA PMC = Pollutant Mobility Criteria for GA classified groundwater areas
GB PMC = Pollutant Mobility Criteria for GB classified groundwater areas
NE = Criteria has not been established
NS = Not sampled for this constituent
ug/kg = micrograms per kilogram
ug/l = micrograms per liter
mg/kg = milligrams per kilogram
U = The analyte was not detected above the detection limit
J+ = Result may be biased high
J-= Result may be biased low
J = Result is considered estimated
UJ = The analyte was not detected at a level greater than or equal to the adjusted DL. However, the reported adjusted DL is approximate and may be inaccurate or imprecise.

Table 1
AOC 1 PCB Soil Analytical Data
EC Application

Greenwich High School
10 Hillside Road
Greenwich, CT

Location ID					**X13-SS64**	**X14-SB325**	**X14-SB325**	**X14-SB325**	**X14-SB325**	**X14-SS302**	**X14-SS302**	**X14-SS65**	**X14-SS65**	**X15-SB326**
Depth Interval					**0 - 0.5 ft**	**12 - 12.5 ft**	**4.5 - 5 ft**	**4.5 - 5 ft**	**9.5 - 10 ft**	**0 - 0.25 ft**	**0 - 0.25 ft**	**0 - 0.25 ft**	**0 - 0.5 ft**	**12 - 12.5 ft**
Sample ID	**Unit**	**2013 GA PMC**	**2013 GB PMC**	**2013 RES DEC**	**X13-SS64-080411**	**14-SB325 (12-12.5) 041112**	**X14-SB325 (4.5-5) 041112-2**	**X14-SB325 (4.5-5) 041112-1**	**14-SB325 (9.5-10) 041112-**	**DUPLICATE-21-082311**	**X14SS302 0-3**	**X14-SS65 0-3**	**X14-SS65-080411**	**15-SB326 (12-12.5) 041112**
Sample Date					**8/4/2011**	**4/11/2012**	**4/11/2012**	**4/11/2012**	**4/11/2012**	**8/23/2011**	**8/23/2011**	**8/12/2011**	**8/4/2011**	**4/11/2012**
SDG					**SB32875**	**SB47196**	**SB47196**	**SB47196**	**SB47196**	**SB34022**	**SB34022**	**SB33374**	**SB32875**	**SB47196**
PCBs														
Aroclor 1248	ug/kg	NE	NE	NE	**622**	**196000**	< 217 U	< 206 U	**285000**	< 26.5 U	< 26.7 U	< 29.4 U	**1420**	**63500**
Aroclor 1254	ug/kg	NE	NE	NE	< 23.2 U	< 2420 U	< 217 U	< 206 U	< 2390 U	< 26.5 U	< 26.7 U	< 29.4 U	< 22.9 U	< 2600 U
Aroclor 1260	ug/kg	NE	NE	NE	**41.8**	**2500**	**48.0 J**	**98.7 J**	**5220**	< 26.5 U	< 26.7 U	< 29.4 U	**115**	< 2600 U
Aroclor 1262	ug/kg	NE	NE	NE	< 23.2 U	< 2420 U	< 21.7 U	< 20.6 U	< 2390 U	< 26.5 U	< 26.7 U	< 29.4 U	< 22.9 U	< 2600 U
Aroclor 1268	ug/kg	NE	NE	NE	< 23.2 U	< 2420 U	< 21.7 U	< 20.6 U	< 2390 U	< 26.5 U	< 26.7 U	< 29.4 U	< 22.9 U	< 2600 U
Total PCB Aroclors	ug/kg	NE	NE	1000	**664**	**199000**	**48.0**	**98.7**	**290000**	< 26.5 U	< 26.7 U	< 29.4 U	**1540**	**63500**
PCBs-SPLP														
Aroclor 1242	ug/l	NE	NE	NE	NS	NS	NS	NS	NS	NS	NS	NS	NS	NS
Aroclor 1248	ug/l	NE	NE	NE	NS	NS	NS	NS	NS	NS	NS	NS	NS	NS
Aroclor 1260	ug/l	NE	NE	NE	NS	NS	NS	NS	NS	NS	NS	NS	NS	NS
Total PCB Aroclors	ug/l	0.5	5	NE	NS	NS	NS	NS	NS	NS	NS	NS	NS	NS

Notes:
This is a summary table. Only detected analytes are shown.
<0.010 = Not detected above the laboratory reporting limit
Bold = Detected above reporting limit
Yellow highlighted cells exceed the 2013 GA PMC
Green highlighted cells exceed the 2013 GB PMC
Blue highlighted cells exceed the 2013 RES DEC
RES DEC = Residential Direct Exposure Criteria
GA PMC = Pollutant Mobility Criteria for GA classified groundwater areas
GB PMC = Pollutant Mobility Criteria for GB classified groundwater areas
NE = Criteria has not been established
NS = Not sampled for this constituent
ug/kg = micrograms per kilogram
ug/l = micrograms per liter
mg/kg = milligrams per kilogram
U = The analyte was not detected above the detection limit
J+ = Result may be biased high
J-= Result may be biased low
J = Result is considered estimated
UJ = The analyte was not detected at a level greater than or equal to the adjusted DL. However, the reported adjusted DL is approximate and may be inaccurate or imprecise.

Table 1
AOC 1 PCB Soil Analytical Data
EC Application

Greenwich High School
10 Hillside Road
Greenwich, CT

Location ID					**X15-SB326**	**X15-SB326**	**X15-SS301**	**X15-SS66**	**X15-SS66**	**X16-SB327**	**X16-SB327**	**X16-SB327**	**X16-SS67**	**X16-SS67**
Depth Interval					**4.5 - 5 ft**	**9.5 - 10 ft**	**0 - 0.25 ft**	**0 - 0.5 ft**	**0 - 0.5 ft**	**1.5 - 2 ft**	**10.5 - 11 ft**	**7 - 7.5 ft**	**0 - 0.5 ft**	**0 - 0.5 ft**
Sample ID	**Unit**	**2013 GA PMC**	**2013 GB PMC**	**2013 RES DEC**	**X15-SB326 (4.5-5) 041112-1**	**X15-SB326 (9.5-10) 041112-**	**X15SS301 0-3-082311**	**X15-SS66-080411**	**X15-SS66-080511**	**X16-SB327 (1.5-2) 041112-1**	**X16-SB327 (10.5-11) 041112**	**X16-SB327 (7-7.5) 041112-1**	**X16-SS67-080411**	**X16-SS67-080511**
Sample Date					**4/11/2012**	**4/11/2012**	**8/23/2011**	**8/4/2011**	**8/5/2011**	**4/11/2012**	**4/11/2012**	**4/11/2012**	**8/4/2011**	**8/5/2011**
SDG					**SB47196**	**SB47196**	**SB34022**	**SB32875**	**SB32945**	**SB47196**	**SB47196**	**SB47196**	**SB32875**	**SB32945**
PCBs														
Aroclor 1248	ug/kg	NE	NE	NE	**374**	**386000**	< 23.7 U	< 22.1 U	< 25.4 U	**229**	**299**	**64900**	**2640**	**1460**
Aroclor 1254	ug/kg	NE	NE	NE	< 246 U	< 21800 U	< 23.7 U	< 22.1 U	< 25.4 U	< 22.0 U	< 358 U	< 2630 U	< 22.6 U	< 22.2 U
Aroclor 1260	ug/kg	NE	NE	NE	< 24.6 U	< 21800 U	< 23.7 U	< 22.1 U	< 25.4 U	< 22.0 U	**52.4**	< 2630 U	**91.4**	**55.8**
Aroclor 1262	ug/kg	NE	NE	NE	< 24.6 U	< 21800 U	< 23.7 U	< 22.1 U	< 25.4 U	< 22.0 U	< 35.8 U	< 2630 U	< 22.6 U	< 22.2 U
Aroclor 1268	ug/kg	NE	NE	NE	< 24.6 U	< 21800 U	< 23.7 U	< 22.1 U	< 25.4 U	< 22.0 U	< 35.8 U	< 2630 U	< 22.6 U	< 22.2 U
Total PCB Aroclors	ug/kg	NE	NE	1000	**374**	**386000**	< 23.7 U	< 22.1 U	< 25.4 U	**229**	**351**	**64900**	**2730**	**1520**
PCBs-SPLP														
Aroclor 1242	ug/l	NE	NE	NE	NS	NS	NS	NS	NS	NS	NS	NS	NS	NS
Aroclor 1248	ug/l	NE	NE	NE	NS	NS	NS	NS	NS	NS	NS	NS	NS	NS
Aroclor 1260	ug/l	NE	NE	NE	NS	NS	NS	NS	NS	NS	NS	NS	NS	NS
Total PCB Aroclors	ug/l	0.5	5	NE	NS	NS	NS	NS	NS	NS	NS	NS	NS	NS

Notes:
This is a summary table. Only detected analytes are shown.
<0.010 = Not detected above the laboratory reporting limit
Bold = Detected above reporting limit
Yellow highlighted cells exceed the 2013 GA PMC
Green highlighted cells exceed the 2013 GB PMC
Blue highlighted cells exceed the 2013 RES DEC
RES DEC = Residential Direct Exposure Criteria
GA PMC = Pollutant Mobility Criteria for GA classified groundwater areas
GB PMC = Pollutant Mobility Criteria for GB classified groundwater areas
NE = Criteria has not been established
NS = Not sampled for this constituent
ug/kg = micrograms per kilogram
ug/l = micrograms per liter
mg/kg = milligrams per kilogram
U = The analyte was not detected above the detection limit
J+ = Result may be biased high
J-= Result may be biased low
J = Result is considered estimated
UJ = The analyte was not detected at a level greater than or equal to the adjusted DL. However, the reported adjusted DL is approximate and may be inaccurate or imprecise.

Table 1
AOC 1 PCB Soil Analytical Data
EC Application

Greenwich High School
10 Hillside Road
Greenwich, CT

Location ID					**X17-SB266**	**X17-SB266**	**X17-SB266**	**X18-SB381**	**X18-SB381**	**X18-SB381**	**X18-SB381**	**X20-SB400**	**X21-SB57**	**X21-SB57**
Depth Interval					**2 - 3 ft**	**3 - 4 ft**	**5 - 6 ft**	**3 - 4 ft**	**3 - 4 ft**	**7 - 9 ft**	**7 - 9 ft**	**2 - 3 ft**	**0 - 1 ft**	**1 - 2 ft**
Sample ID	**Unit**	**2013 GA PMC**	**2013 GB PMC**	**2013 RES DEC**	**X17-SB266 (2-3)-122811-1**	**X17-SB266 (3-4)-122811-1**	**X17-SB266 (5-6)-122811-1**	**X18-SB381 (3-4)-062512-2**	**X18-SB381 (3-4)-062512-1**	**X18-SB381 (7-9)-062512-2**	**X18-SB381 (7-9)-062512-1**	**Z20-SB400 (2-3)-062712-1**	**X21-SB57 0-1**	**X21-SB57 1-2**
Sample Date					**12/28/2011**	**12/28/2011**	**12/28/2011**	**6/25/2012**	**6/25/2012**	**6/25/2012**	**6/25/2012**	**6/27/2012**	**8/10/2011**	**8/10/2011**
SDG					**SB41712**	**SB41712**	**SB41712**	**SB51792**	**SB51792**	**SB51792**	**SB51792**	**SB51902**	**SB33209**	**SB33209**
PCBs														
Aroclor 1248	ug/kg	NE	NE	NE	< 21.8 U	< 25.5 U	< 464 U	**71.3**	**93.4**	**4940**	**5350**	< 46.7 U	**113**	**454**
Aroclor 1254	ug/kg	NE	NE	NE	< 21.8 U	**25400 J**	< 464 U	< 20.4 U	< 20.5 U	< 22.0 U	< 22.9 U	< 23.3 U	< 22.6 U	< 21.4 U
Aroclor 1260	ug/kg	NE	NE	NE	< 21.8 U	**1830 J**	< 464 U	< 20.4 U	< 20.5 U	**234 J**	< 22.9 UJ	< 23.3 U	< 22.6 U	< 21.4 U
Aroclor 1262	ug/kg	NE	NE	NE	< 21.8 U	< 25.5 U	< 464 U	< 20.4 U	< 20.5 U	< 22.0 U	< 22.9 U	< 23.3 U	< 22.6 U	< 21.4 U
Aroclor 1268	ug/kg	NE	NE	NE	< 21.8 U	< 25.5 U	< 464 U	< 20.4 U	< 20.5 U	< 22.0 U	< 22.9 U	< 23.3 U	< 22.6 U	< 21.4 U
Total PCB Aroclors	ug/kg	NE	NE	1000	< 21.8 U	**27230**	< 464 U	**71.3**	**93.4**	**5170**	**5350**	< 46.7 U	**113**	**454**
PCBs-SPLP														
Aroclor 1242	ug/l	NE	NE	NE	NS	< 0.211 U	NS	NS	NS	NS	NS	NS	NS	NS
Aroclor 1248	ug/l	NE	NE	NE	NS	< 0.211 U	NS	NS	NS	NS	NS	NS	NS	NS
Aroclor 1260	ug/l	NE	NE	NE	NS	< 0.211 U	NS	NS	NS	NS	NS	NS	NS	NS
Total PCB Aroclors	ug/l	0.5	5	NE	NS	< 0.211 U	NS	NS	NS	NS	NS	NS	NS	NS

Notes:
This is a summary table. Only detected analytes are shown.
<0.010 = Not detected above the laboratory reporting limit
Bold = Detected above reporting limit
Yellow highlighted cells exceed the 2013 GA PMC
Green highlighted cells exceed the 2013 GB PMC
Blue highlighted cells exceed the 2013 RES DEC
RES DEC = Residential Direct Exposure Criteria
GA PMC = Pollutant Mobility Criteria for GA classified groundwater areas
GB PMC = Pollutant Mobility Criteria for GB classified groundwater areas
NE = Criteria has not been established
NS = Not sampled for this constituent
ug/kg = micrograms per kilogram
ug/l = micrograms per liter
mg/kg = milligrams per kilogram
U = The analyte was not detected above the detection limit
J+ = Result may be biased high
J-= Result may be biased low
J = Result is considered estimated
UJ = The analyte was not detected at a level greater than or equal to the adjusted DL. However, the reported adjusted DL is approximate and may be inaccurate or imprecise.

Table 1
AOC 1 PCB Soil Analytical Data
EC Application

Greenwich High School
10 Hillside Road
Greenwich, CT

Location ID					**X21-SB57**	**X8-SS214**	**X9**	**Y10.5**	**Y10-SS314**	**Y10-SS319**	**Y11-SS313**	**Y11-SS70**	**Y11-SS70**	**Y12.5**
Depth Interval					**2 - 2.5 ft**	**0 - 0.25 ft**	**1.5 - 2 ft**	**1.5 - 2 ft**	**0 - 0.25 ft**	**0 - 0.25 ft**	**0 - 0.25 ft**	**0 - 0.25 ft**	**0 - 0.5 ft**	**1.5 - 2 ft**
Sample ID	**Unit**	**2013 GA PMC**	**2013 GB PMC**	**2013 RES DEC**	**X21-SB57 2-2.5**	**X8-SS214 0-3**	**X9 (1.5-2)-1**	**Y10.5(1.5-2)-1**	**Y10SS314 0-3-082311**	**Y10SS319 0-3**	**Y11SS313 0-3-082311**	**Y11SS70 0-3**	**Y11-SS70-080411**	**Y12.5(1.5-2)-1**
Sample Date					**8/10/2011**	**8/12/2011**	**9/16/2020**	**9/17/2020**	**8/23/2011**	**8/31/2011**	**8/23/2011**	**8/31/2011**	**8/4/2011**	**9/17/2020**
SDG					**SB33209**	**SB33374**	**20I0847**	**20I0953**	**SB34022**	**SB34491**	**SB34022**	**SB34491**	**SB32875**	**20I0953**
PCBs														
Aroclor 1248	ug/kg	NE	NE	NE	**515**	< 25.7 U	**480**	**4200**	**956**	< 29.1	**1550**	< 27.4	< 21.4 U	**220**
Aroclor 1254	ug/kg	NE	NE	NE	< 22.1 U	< 25.7 U	< 85	< 460	< 24.8 U	< 29.1	< 25.9 U	< 27.4	< 21.4 U	**210**
Aroclor 1260	ug/kg	NE	NE	NE	< 22.1 U	< 25.7 U	< 85	< 460	**69.2**	< 29.1	**75.1**	< 27.4	< 21.4 U	< 89
Aroclor 1262	ug/kg	NE	NE	NE	< 22.1 U	< 25.7 U	< 85	< 460	< 24.8 U	< 29.1	< 25.9 U	< 27.4	< 21.4 U	< 89
Aroclor 1268	ug/kg	NE	NE	NE	< 22.1 U	< 25.7 U	< 85	< 460	< 24.8 U	< 29.1	< 25.9 U	< 27.4	< 21.4 U	< 89
Total PCB Aroclors	ug/kg	NE	NE	1000	**515**	< 25.7 U	**480**	**4200**	**1030**	< 29.1 U	**1630**	< 27.4 U	< 21.4 U	**430**
PCBs-SPLP														
Aroclor 1242	ug/l	NE	NE	NE	NS	NS	NS	NS	NS	NS	NS	NS	NS	NS
Aroclor 1248	ug/l	NE	NE	NE	NS	NS	NS	NS	NS	NS	NS	NS	NS	NS
Aroclor 1260	ug/l	NE	NE	NE	NS	NS	NS	NS	NS	NS	NS	NS	NS	NS
Total PCB Aroclors	ug/l	0.5	5	NE	NS	NS	NS	NS	NS	NS	NS	NS	NS	NS

Notes:
This is a summary table. Only detected analytes are shown.
<0.010 = Not detected above the laboratory reporting limit
Bold = Detected above reporting limit
Yellow highlighted cells exceed the 2013 GA PMC
Green highlighted cells exceed the 2013 GB PMC
Blue highlighted cells exceed the 2013 RES DEC
RES DEC = Residential Direct Exposure Criteria
GA PMC = Pollutant Mobility Criteria for GA classified groundwater areas
GB PMC = Pollutant Mobility Criteria for GB classified groundwater areas
NE = Criteria has not been established
NS = Not sampled for this constituent
ug/kg = micrograms per kilogram
ug/l = micrograms per liter
mg/kg = milligrams per kilogram
U = The analyte was not detected above the detection limit
J+ = Result may be biased high
J-= Result may be biased low
J = Result is considered estimated
UJ = The analyte was not detected at a level greater than or equal to the adjusted DL. However, the reported adjusted DL is approximate and may be inaccurate or imprecise.

Table 1
AOC 1 PCB Soil Analytical Data
EC Application

Greenwich High School
10 Hillside Road
Greenwich, CT

Location ID					**Y12-SB235**	**Y12-SB235**	**Y12-SB235**	**Y12-SB235**	**Y12-SS312**	**Y12-SS322**	**Y13-SB315**	**Y13-SB315**	**Y13-SS308**	**Y13-SS309**
Depth Interval					**0.5 - 2.5 ft**	**14 - 15 ft**	**5 - 6 ft**	**8 - 10 ft**	**0 - 0.25 ft**	**0 - 0.25 ft**	**4.5 - 5 ft**	**6 - 7 ft**	**0 - 0.25 ft**	**0 - 0.25 ft**
Sample ID	**Unit**	**2013 GA PMC**	**2013 GB PMC**	**2013 RES DEC**	**Y12-SB235 (.50-2.50)-1**	**Y12-SB235 (14-15)-1**	**Y12-SB235 (5-6)-1**	**Y12-SB235 (8-10)-1**	**Y12SS312 0-3-082311**	**Y12SS322 0-3**	**Y13-SB315 (4.5-5) 040912-1**	**Y13-SB315 (6-7) 040912-1**	**Y13SS308 0-3-082311**	**Y13SS309 0-3-082311**
Sample Date					**12/27/2011**	**12/27/2011**	**12/27/2011**	**12/27/2011**	**8/23/2011**	**8/31/2011**	**4/9/2012**	**4/9/2012**	**8/23/2011**	**8/23/2011**
SDG					**SB41720**	**SB41720**	**SB41720**	**SB41720**	**SB34022**	**SB34491**	**SB47196**	**SB47196**	**SB34022**	**SB34022**
PCBs														
Aroclor 1248	ug/kg	NE	NE	NE	< 22.7 U	< 52.2 U	**30900**	**89100**	**2910**	< 22.7	**1140**	**552**	**35.0**	**1730**
Aroclor 1254	ug/kg	NE	NE	NE	< 22.7 U	< 52.2 U	< 25.9 U	< 25.8 U	< 24.6 U	< 22.7	< 21.5 U	< 20.9 U	< 28.4 U	< 26.2 U
Aroclor 1260	ug/kg	NE	NE	NE	< 22.7 U	< 52.2 U	**618**	**1010**	**147**	< 22.7	**34.3**	**37.4**	< 28.4 U	**64.3**
Aroclor 1262	ug/kg	NE	NE	NE	< 22.7 U	< 52.2 U	< 25.9 U	< 25.8 U	< 24.6 U	< 22.7	< 21.5 U	< 20.9 U	< 28.4 U	< 26.2 U
Aroclor 1268	ug/kg	NE	NE	NE	< 22.7 U	< 52.2 U	< 25.9 U	< 25.8 U	< 24.6 U	< 22.7	< 21.5 U	< 20.9 U	< 28.4 U	< 26.2 U
Total PCB Aroclors	ug/kg	NE	NE	1000	< 22.7 U	< 52.2 U	**31518**	**90110**	**3060**	< 22.7 U	**1170**	**589**	**35.0**	**1790**
PCBs-SPLP														
Aroclor 1242	ug/l	NE	NE	NE	NS	NS	NS	NS	NS	NS	NS	NS	NS	NS
Aroclor 1248	ug/l	NE	NE	NE	NS	NS	NS	NS	NS	NS	NS	NS	NS	NS
Aroclor 1260	ug/l	NE	NE	NE	NS	NS	NS	NS	NS	NS	NS	NS	NS	NS
Total PCB Aroclors	ug/l	0.5	5	NE	NS	NS	NS	NS	NS	NS	NS	NS	NS	NS

Notes:
This is a summary table. Only detected analytes are shown.
<0.010 = Not detected above the laboratory reporting limit
Bold = Detected above reporting limit
Yellow highlighted cells exceed the 2013 GA PMC
Green highlighted cells exceed the 2013 GB PMC
Blue highlighted cells exceed the 2013 RES DEC
RES DEC = Residential Direct Exposure Criteria
GA PMC = Pollutant Mobility Criteria for GA classified groundwater areas
GB PMC = Pollutant Mobility Criteria for GB classified groundwater areas
NE = Criteria has not been established
NS = Not sampled for this constituent
ug/kg = micrograms per kilogram
ug/l = micrograms per liter
mg/kg = milligrams per kilogram
U = The analyte was not detected above the detection limit
J+ = Result may be biased high
J-= Result may be biased low
J = Result is considered estimated
UJ = The analyte was not detected at a level greater than or equal to the adjusted DL. However, the reported adjusted DL is approximate and may be inaccurate or imprecise.

Table 1
AOC 1 PCB Soil Analytical Data
EC Application

Greenwich High School
10 Hillside Road
Greenwich, CT

Location ID					**Y13-SS71**	**Y13-SS71**	**Y14-SB314**	**Y14-SB314**	**Y14-SB314**	**Y14-SS304**	**Y14-SS72**	**Y14-SS72**	**Y15-SB310**	**Y15-SB310**
Depth Interval					**0 - 0.25 ft**	**0 - 0.5 ft**	**12.5 - 13.5 ft**	**4 - 4.5 ft**	**9 - 10 ft**	**0 - 0.25 ft**	**0 - 0.25 ft**	**0 - 0.5 ft**	**10 - 11 ft**	**10 - 11 ft**
Sample ID	**Unit**	**2013 GA PMC**	**2013 GB PMC**	**2013 RES DEC**	**Y13SS71 0-3**	**Y13-SS71-080411**	**4-SB314(12.5-13.5)-040912**	**Y14-SB314(4-4.5)-040912-1**	**Y14-SB314(9-10)-040912-1**	**Y14SS304 0-3-082311**	**Y14 SS72 0-3**	**Y14-SS72-080411**	**Y15-SB310(10-11)-040912-**	**Y15-SB310(10-11)-040912-2**
Sample Date					**8/31/2011**	**8/4/2011**	**4/9/2012**	**4/9/2012**	**4/9/2012**	**8/23/2011**	**8/11/2011**	**8/4/2011**	**4/9/2012**	**4/9/2012**
SDG					**SB34491**	**SB32875**	**SB46946**	**SB46946**	**SB46946**	**SB34022**	**SB33302**	**SB32875**	**SB46946**	**SB46946**
PCBs														
Aroclor 1248	ug/kg	NE	NE	NE	< 30.3	< 23.3 U	< 22.5 U	**26500**	**2660**	**1530**	**2010**	**1650**	**5020 J**	**841 J**
Aroclor 1254	ug/kg	NE	NE	NE	< 30.3	< 23.3 U	< 22.5 U	< 21.2 U	< 25.1 U	< 22.0 U	< 26.0 U	< 25.0 U	< 24.3 U	< 25.3 U
Aroclor 1260	ug/kg	NE	NE	NE	< 30.3	< 23.3 U	< 22.5 U	**188**	< 25.1 U	**45.1**	**53.3**	**45.0**	**74.5 J**	**29.7 J**
Aroclor 1262	ug/kg	NE	NE	NE	< 30.3	< 23.3 U	< 22.5 U	< 21.2 U	< 25.1 U	< 22.0 U	< 26.0 U	< 25.0 U	< 24.3 U	< 25.3 U
Aroclor 1268	ug/kg	NE	NE	NE	< 30.3	< 23.3 U	< 22.5 U	< 21.2 U	< 25.1 U	< 22.0 U	< 26.0 U	< 25.0 U	< 24.3 U	< 25.3 U
Total PCB Aroclors	ug/kg	NE	NE	1000	< 30.3 U	< 23.3 U	< 22.5 U	**26688**	**2660**	**1580**	**2060**	**1700**	**5094.5**	**871**
PCBs-SPLP														
Aroclor 1242	ug/l	NE	NE	NE	NS	NS	NS	NS	NS	NS	NS	NS	NS	NS
Aroclor 1248	ug/l	NE	NE	NE	NS	NS	NS	NS	NS	NS	NS	NS	NS	NS
Aroclor 1260	ug/l	NE	NE	NE	NS	NS	NS	NS	NS	NS	NS	NS	NS	NS
Total PCB Aroclors	ug/l	0.5	5	NE	NS	NS	NS	NS	NS	NS	NS	NS	NS	NS

Notes:
This is a summary table. Only detected analytes are shown.
<0.010 = Not detected above the laboratory reporting limit
Bold = Detected above reporting limit
Yellow highlighted cells exceed the 2013 GA PMC
Green highlighted cells exceed the 2013 GB PMC
Blue highlighted cells exceed the 2013 RES DEC
RES DEC = Residential Direct Exposure Criteria
GA PMC = Pollutant Mobility Criteria for GA classified groundwater areas
GB PMC = Pollutant Mobility Criteria for GB classified groundwater areas
NE = Criteria has not been established
NS = Not sampled for this constituent
ug/kg = micrograms per kilogram
ug/l = micrograms per liter
mg/kg = milligrams per kilogram
U = The analyte was not detected above the detection limit
J+ = Result may be biased high
J-= Result may be biased low
J = Result is considered estimated
UJ = The analyte was not detected at a level greater than or equal to the adjusted DL. However, the reported adjusted DL is approximate and may be inaccurate or imprecise.

Table 1
AOC 1 PCB Soil Analytical Data
EC Application

Greenwich High School
10 Hillside Road
Greenwich, CT

Location ID					**Y15-SB310**	**Y15-SB310**	**Y15-SS303**	**Y15-SS73**	**Y16.5**	**Y16-SB63**	**Y16-SB63**	**Y16-SB63**	**Y16-SB63**	**Y16-SB63**
Depth Interval					**13 - 13.5 ft**	**2.5 - 3 ft**	**0 - 0.25 ft**	**0 - 0.5 ft**	**3 - 3.5 ft**	**1 - 2 ft**	**11 - 12 ft**	**2 - 3 ft**	**3 - 3.7 ft**	**5 - 6 ft**
Sample ID	**Unit**	**2013 GA PMC**	**2013 GB PMC**	**2013 RES DEC**	**15-SB310(13-13.5)-040912**	**Y15-SB310(2.5-3)-040912-1**	**Y15SS303 0-3-082311**	**Y15-SS73-080411**	**Y16.5 (3-3.5)-1**	**Y16-SB63 1-2**	**Y16-SB63 11-12**	**Y16-SB63 2-3**	**Y16-SB63 3-3.7**	**Y16-SB63 5-6**
Sample Date					**4/9/2012**	**4/9/2012**	**8/23/2011**	**8/4/2011**	**9/18/2020**	**8/10/2011**	**8/10/2011**	**8/10/2011**	**8/10/2011**	**8/10/2011**
SDG					**SB46946**	**SB46946**	**SB34022**	**SB32875**	**20I1050**	**SB33209**	**SB33218**	**SB33218**	**SB33218**	**SB33218**
PCBs														
Aroclor 1248	ug/kg	NE	NE	NE	**40300**	**1100**	**3610**	**389**	**31000**	**1420**	< 32.7 U	**536**	**636000**	**243000**
Aroclor 1254	ug/kg	NE	NE	NE	< 21.5 U	< 21.3 U	< 24.4 U	< 21.9 U	< 1900	< 21.7 U	< 32.7 U	< 21.2 U	< 20.4 U	< 22.1 U
Aroclor 1260	ug/kg	NE	NE	NE	**487**	**34.5**	**106**	< 21.9 U	< 1900	**46.7**	< 32.7 U	< 21.2 U	< 40800 U	**3050**
Aroclor 1262	ug/kg	NE	NE	NE	< 21.5 U	< 21.3 U	< 24.4 U	< 21.9 U	< 1900	< 21.7 U	< 32.7 U	< 21.2 U	< 20.4 U	< 22.1 U
Aroclor 1268	ug/kg	NE	NE	NE	< 21.5 U	< 21.3 U	< 24.4 U	< 21.9 U	< 1900	< 21.7 U	< 32.7 U	< 21.2 U	< 20.4 U	< 22.1 U
Total PCB Aroclors	ug/kg	NE	NE	1000	**40787**	**1130**	**3720**	**389**	**31000**	**1470**	< 32.7 U	**536**	**636000**	**246050**
PCBs-SPLP														
Aroclor 1242	ug/l	NE	NE	NE	NS	NS	NS	NS	NS	NS	NS	NS	NS	< 0.242 U
Aroclor 1248	ug/l	NE	NE	NE	NS	NS	NS	NS	NS	NS	NS	NS	NS	**19.1**
Aroclor 1260	ug/l	NE	NE	NE	NS	NS	NS	NS	NS	NS	NS	NS	NS	< 0.242 U
Total PCB Aroclors	ug/l	0.5	5	NE	NS	NS	NS	NS	NS	NS	NS	NS	NS	**19.1**

Notes:
This is a summary table. Only detected analytes are shown.
<0.010 = Not detected above the laboratory reporting limit
Bold = Detected above reporting limit
Yellow highlighted cells exceed the 2013 GA PMC
Green highlighted cells exceed the 2013 GB PMC
Blue highlighted cells exceed the 2013 RES DEC
RES DEC = Residential Direct Exposure Criteria
GA PMC = Pollutant Mobility Criteria for GA classified groundwater areas
GB PMC = Pollutant Mobility Criteria for GB classified groundwater areas
NE = Criteria has not been established
NS = Not sampled for this constituent
ug/kg = micrograms per kilogram
ug/l = micrograms per liter
mg/kg = milligrams per kilogram
U = The analyte was not detected above the detection limit
J+ = Result may be biased high
J-= Result may be biased low
J = Result is considered estimated
UJ = The analyte was not detected at a level greater than or equal to the adjusted DL. However, the reported adjusted DL is approximate and may be inaccurate or imprecise.

Table 1
AOC 1 PCB Soil Analytical Data
EC Application

Greenwich High School
10 Hillside Road
Greenwich, CT

Location ID					**Y16-SB63**	**Y16-SB63**	**Y16-SB63**	**Y16-SS74**	**Y19-SB265**	**Y19-SB265**	**Y19-SB265**	**Y21-SB66**	**Y21-SB66**	**Y21-SB66**
Depth Interval					**6 - 7 ft**	**7 - 8 ft**	**8 - 9 ft**	**0 - 0.5 ft**	**3 - 4 ft**	**4 - 5 ft**	**5 - 6 ft**	**0 - 0.5 ft**	**0 - 1 ft**	**1 - 2 ft**
Sample ID	**Unit**	**2013 GA PMC**	**2013 GB PMC**	**2013 RES DEC**	**Y16-SB63 6-7**	**Y16-SB63 7-8**	**Y16-SB63 8-9**	**Y16-SS74-080411**	**Y19-SB265 (3-4)-122811-1**	**Y19-SB265 (4-5)-122811-1**	**Y19-SB265 (5-6)-122811-1**	**DUPLICATE-10**	**Y21-SB66 0-1**	**Y21-SB66 1-2**
Sample Date					**8/10/2011**	**8/10/2011**	**8/10/2011**	**8/4/2011**	**12/28/2011**	**12/28/2011**	**12/28/2011**	**8/10/2011**	**8/10/2011**	**8/10/2011**
SDG					**SB33218**	**SB33218**	**SB33218**	**SB32875**	**SB41712**	**SB41712**	**SB41712**	**SB33209**	**SB33209**	**SB33209**
PCBs														
Aroclor 1248	ug/kg	NE	NE	NE	**33300**	**267**	< 21.4 U	**1690**	< 21.4 U	< 22.5 U	< 28.3 U	< 20.6 U	**43.6**	**178**
Aroclor 1254	ug/kg	NE	NE	NE	< 21.4 U	< 21.2 U	< 21.4 U	< 21.2 U	< 21.4 U	< 22.5 U	< 28.3 U	< 20.6 U	< 22.6 U	< 21.4 U
Aroclor 1260	ug/kg	NE	NE	NE	**303**	< 21.2 U	< 21.4 U	**55.1**	< 21.4 U	**36.1**	< 28.3 U	< 20.6 U	< 22.6 U	< 21.4 U
Aroclor 1262	ug/kg	NE	NE	NE	< 21.4 U	< 21.2 U	< 21.4 U	< 21.2 U	< 21.4 U	< 22.5 U	< 28.3 U	< 20.6 U	< 22.6 U	< 21.4 U
Aroclor 1268	ug/kg	NE	NE	NE	< 21.4 U	< 21.2 U	< 21.4 U	< 21.2 U	< 21.4 U	< 22.5 U	< 28.3 U	< 20.6 U	< 22.6 U	< 21.4 U
Total PCB Aroclors	ug/kg	NE	NE	1000	**33603**	**267**	< 21.4 U	**1750**	< 21.4 U	**36.1**	< 28.3 U	< 20.6 U	**43.6**	**178**
PCBs-SPLP														
Aroclor 1242	ug/l	NE	NE	NE	NS	NS	NS	NS	NS	NS	NS	NS	NS	NS
Aroclor 1248	ug/l	NE	NE	NE	NS	NS	NS	NS	NS	NS	NS	NS	NS	NS
Aroclor 1260	ug/l	NE	NE	NE	NS	NS	NS	NS	NS	NS	NS	NS	NS	NS
Total PCB Aroclors	ug/l	0.5	5	NE	NS	NS	NS	NS	NS	NS	NS	NS	NS	NS

Notes:
This is a summary table. Only detected analytes are shown.
<0.010 = Not detected above the laboratory reporting limit
Bold = Detected above reporting limit
Yellow highlighted cells exceed the 2013 GA PMC
Green highlighted cells exceed the 2013 GB PMC
Blue highlighted cells exceed the 2013 RES DEC
RES DEC = Residential Direct Exposure Criteria
GA PMC = Pollutant Mobility Criteria for GA classified groundwater areas
GB PMC = Pollutant Mobility Criteria for GB classified groundwater areas
NE = Criteria has not been established
NS = Not sampled for this constituent
ug/kg = micrograms per kilogram
ug/l = micrograms per liter
mg/kg = milligrams per kilogram
U = The analyte was not detected above the detection limit
J+ = Result may be biased high
J-= Result may be biased low
J = Result is considered estimated
UJ = The analyte was not detected at a level greater than or equal to the adjusted DL. However, the reported adjusted DL is approximate and may be inaccurate or imprecise.

Table 1
AOC 1 PCB Soil Analytical Data
EC Application

Location ID Depth Interval Sample ID Sample Date SDG	Unit	2013 GA PMC	2013 GB PMC	2013 RES DEC	Y21-SB66 2 - 2.7 ft Y21-SB66 2-2.7 8/10/2011 SB33209	Y21-SB66 9 - 10 ft Y21-SB66 9-10 8/10/2011 SB33209	Y7 1.5 - 2 ft Y7(1.5-2)-1 9/17/2020 20I0953	Y7-SB273 3 - 5 ft Y7-SB273(3-5)-122911-1 12/29/2011 SB41766	Y7-SB273 5 - 6 ft Y7-SB273(5-6)-122911-1 12/29/2011 SB41766	Y7-SS68 0 - 0.5 ft Y7-SS68-080411 8/4/2011 SB32875	Y9 1.5 - 2 ft Y9(1.5-2)-1 9/17/2020 20I0953	Y9-SB359 2 - 3 ft Y9-SB359 (2-3)-041112-1 4/11/2012 SB47192	Y9-SB359 3.5 - 4 ft Y9-SB359 (3.5-4)-041112-1 4/11/2012 SB47192	Y9-SS315 0 - 0.25 ft Y9SS315 0-3-082311 8/23/2011 SB34022
PCBs														
Aroclor 1248	ug/kg	NE	NE	NE	< 24.4 U	< 21.3 U	**2200**	**3240**	**1050**	**200**	**5700**	< 631 U	< 41.2 U	**225**
Aroclor 1254	ug/kg	NE	NE	NE	< 24.4 U	< 21.3 U	**1100**	< 25.0 U	< 24.5 U	< 21.9 U	< 890	< 631 U	< 41.2 U	< 26.8 U
Aroclor 1260	ug/kg	NE	NE	NE	< 24.4 U	< 21.3 U	**130**	**106**	**42.9**	< 21.9 U	< 890	< 126 U	< 20.6 U	< 26.8 U
Aroclor 1262	ug/kg	NE	NE	NE	< 24.4 U	< 21.3 U	< 100	< 25.0 U	< 24.5 U	< 21.9 U	< 890	< 126 U	< 20.6 U	< 26.8 U
Aroclor 1268	ug/kg	NE	NE	NE	< 24.4 U	< 21.3 U	< 100	< 25.0 U	< 24.5 U	< 21.9 U	< 890	< 126 U	< 20.6 U	< 26.8 U
Total PCB Aroclors	ug/kg	NE	NE	1000	< 24.4 U	< 21.3 U	**3430**	**3350**	**1090**	**200**	**5700**	< 631 U	< 41.2 U	**225**
PCBs-SPLP														
Aroclor 1242	ug/l	NE	NE	NE	NS	NS	NS	NS	< 0.200 U	NS	NS	NS	NS	NS
Aroclor 1248	ug/l	NE	NE	NE	NS	NS	NS	NS	< 0.200 U	NS	NS	NS	NS	NS
Aroclor 1260	ug/l	NE	NE	NE	NS	NS	NS	NS	< 0.200 U	NS	NS	NS	NS	NS
Total PCB Aroclors	ug/l	0.5	5	NE	NS	NS	NS	NS	< 0.200 U	NS	NS	NS	NS	NS

Notes:
This is a summary table. Only detected analytes are shown.
<0.010 = Not detected above the laboratory reporting limit
Bold = Detected above reporting limit
Yellow highlighted cells exceed the 2013 GA PMC
Green highlighted cells exceed the 2013 GB PMC
Blue highlighted cells exceed the 2013 RES DEC
RES DEC = Residential Direct Exposure Criteria
GA PMC = Pollutant Mobility Criteria for GA classified groundwater areas
GB PMC = Pollutant Mobility Criteria for GB classified groundwater areas
NE = Criteria has not been established
NS = Not sampled for this constituent
ug/kg = micrograms per kilogram
ug/l = micrograms per liter
mg/kg = milligrams per kilogram
U = The analyte was not detected above the detection limit
J+ = Result may be biased high
J-= Result may be biased low
J = Result is considered estimated
UJ = The analyte was not detected at a level greater than or equal to the adjusted DL. However, the reported adjusted DL is approximate and may be inaccurate or imprecise.

Table 1
AOC 1 PCB Soil Analytical Data
EC Application

Greenwich High School
10 Hillside Road
Greenwich, CT

Location ID					**Y9-SS69**	**Y9-SS69**	**Z/AA13**	**Z/AA13**	**Z/AA13**	**Z13-SB477**	**Z13-SB477**	**Z13-SB477**	**Z14A-SB313**	**Z14A-SB313**
Depth Interval					**0 - 0.25 ft**	**0 - 0.5 ft**	**1 - 1.5 ft**	**3 - 4 ft**	**4 - 5 ft**	**12 - 13 ft**	**2 - 3 ft**	**8 - 9 ft**	**2.5 - 3 ft**	**5.5 - 6 ft**
Sample ID	**Unit**	**2013 GA PMC**	**2013 GB PMC**	**2013 RES DEC**	**Y9SS69 0-3**	**Y9-SS69-080411**	**Z/AA13 (1-1.5)-1**	**Z/AA13 (3-4)-1**	**Z/AA13 (4-5)-1**	**Z13-SB477 (12-13)71212-1**	**Z13-SB477 (2-3)71212-1**	**Z13-SB477 (8-9)71212-1**	**14A-SB313(2.5-3)-040912-**	**14A-SB313(5.5-6)-040912-**
Sample Date					**8/31/2011**	**8/4/2011**	**10/9/2020**	**10/9/2020**	**10/9/2020**	**7/12/2012**	**7/12/2012**	**7/12/2012**	**4/9/2012**	**4/9/2012**
SDG					**SB34491**	**SB32875**	**20J0524**	**20J0524**	**20J0524**	**SB52747**	**SB52747**	**SB52747**	**SB46946**	**SB46946**
PCBs														
Aroclor 1248	ug/kg	NE	NE	NE	< 27.0	**39.3**	**360**	**120**	**1300**	**1420**	**314**	**1150000**	< 21.6 U	**39300**
Aroclor 1254	ug/kg	NE	NE	NE	< 27.0	< 20.9 U	< 87	< 86	< 88	< 60.1 U	< 20.9 U	< 51900 U	< 21.6 U	< 20.9 U
Aroclor 1260	ug/kg	NE	NE	NE	< 27.0	< 20.9 U	< 87	< 86	**140**	< 60.1 U	< 20.9 U	< 51900 U	< 21.6 U	**736**
Aroclor 1262	ug/kg	NE	NE	NE	< 27.0	< 20.9 U	< 87	< 86	< 88	< 60.1 U	< 20.9 U	< 51900 U	< 21.6 U	< 20.9 U
Aroclor 1268	ug/kg	NE	NE	NE	< 27.0	< 20.9 U	< 87	< 86	< 88	< 60.1 U	< 20.9 U	< 51900 U	< 21.6 U	< 20.9 U
Total PCB Aroclors	ug/kg	NE	NE	1000	< 27.0 U	**39.3**	**360**	**120**	**1440**	**1420**	**314**	**1150000**	< 21.6 U	**40036**
PCBs-SPLP														
Aroclor 1242	ug/l	NE	NE	NE	NS	NS	NS	NS	NS	NS	NS	NS	NS	NS
Aroclor 1248	ug/l	NE	NE	NE	NS	NS	NS	NS	NS	NS	NS	NS	NS	NS
Aroclor 1260	ug/l	NE	NE	NE	NS	NS	NS	NS	NS	NS	NS	NS	NS	NS
Total PCB Aroclors	ug/l	0.5	5	NE	NS	NS	NS	NS	NS	NS	NS	NS	NS	NS

Notes:
This is a summary table. Only detected analytes are shown.
<0.010 = Not detected above the laboratory reporting limit
Bold = Detected above reporting limit
Yellow highlighted cells exceed the 2013 GA PMC
Green highlighted cells exceed the 2013 GB PMC
Blue highlighted cells exceed the 2013 RES DEC
RES DEC = Residential Direct Exposure Criteria
GA PMC = Pollutant Mobility Criteria for GA classified groundwater areas
GB PMC = Pollutant Mobility Criteria for GB classified groundwater areas
NE = Criteria has not been established
NS = Not sampled for this constituent
ug/kg = micrograms per kilogram
ug/l = micrograms per liter
mg/kg = milligrams per kilogram
U = The analyte was not detected above the detection limit
J+ = Result may be biased high
J-= Result may be biased low
J = Result is considered estimated
UJ = The analyte was not detected at a level greater than or equal to the adjusted DL. However, the reported adjusted DL is approximate and may be inaccurate or imprecise.

Table 1
AOC 1 PCB Soil Analytical Data
EC Application

Greenwich High School
10 Hillside Road
Greenwich, CT

Location ID					**Z14-SB272**	**Z14-SB272**	**Z15-SB312**	**Z15-SB312**	**Z15-SS305**	**Z15-SS75**	**Z16-SB311**	**Z16-SB311**	**Z16-SB311**	**Z16-SS76**
Depth Interval					**11 - 12 ft**	**9 - 10 ft**	**4 - 5.5 ft**	**9 - 10 ft**	**0 - 0.25 ft**	**0 - 0.5 ft**	**12 - 12.5 ft**	**3 - 3.5 ft**	**6.5 - 7.5 ft**	**0 - 0.5 ft**
Sample ID	**Unit**	**2013 GA PMC**	**2013 GB PMC**	**2013 RES DEC**	**Z14-SB272(11-12)-122911-1**	**Z14-SB272(9-10)-122911-1**	**Z15-SB312(4-5.5)-040912-1**	**Z15-SB312(9-10)-040912-1**	**Z15SS305 0-3-082311**	**Z15-SS75-080411**	**16-SB311(12-12.5)-040912-**	**Z16-SB311(3-3.5)-040912-1**	**16-SB311(6.5-7.5)-040912-**	**Z16-SS76-080411**
Sample Date					**12/29/2011**	**12/29/2011**	**4/9/2012**	**4/9/2012**	**8/23/2011**	**8/4/2011**	**4/9/2012**	**4/9/2012**	**4/9/2012**	**8/4/2011**
SDG					**SB41766**	**SB41766**	**SB46946**	**SB46946**	**SB34022**	**SB32875**	**SB46946**	**SB46946**	**SB46946**	**SB32875**
PCBs														
Aroclor 1248	ug/kg	NE	NE	NE	< 12900 U	< 22.0 U	< 20.7 U	**1890000**	**368**	**348**	**102000**	**16000 PE**	**96900**	**421**
Aroclor 1254	ug/kg	NE	NE	NE	< 12900 U	< 22.0 U	< 20.7 U	< 31600 U	< 26.9 U	< 22.2 U	< 22.3 U	< 20.3 U	< 26.6 U	< 21.4 U
Aroclor 1260	ug/kg	NE	NE	NE	**18100**	**1700**	< 20.7 U	< 31600 U	< 26.9 U	< 22.2 U	**621**	**390**	**1250**	< 21.4 U
Aroclor 1262	ug/kg	NE	NE	NE	< 12900 U	< 22.0 U	< 20.7 U	< 31600 U	< 26.9 U	< 22.2 U	< 22.3 U	< 20.3 U	< 26.6 U	< 21.4 U
Aroclor 1268	ug/kg	NE	NE	NE	< 12900 U	< 22.0 U	< 20.7 U	< 31600 U	< 26.9 U	< 22.2 U	< 22.3 U	< 20.3 U	< 26.6 U	< 21.4 U
Total PCB Aroclors	ug/kg	NE	NE	1000	**1810000**	**345700**	< 20.7 U	**1890000**	**368**	**348**	**102621**	**16200**	**98150**	**421**
PCBs-SPLP														
Aroclor 1242	ug/l	NE	NE	NE	NS	NS	NS	NS	NS	NS	NS	NS	NS	NS
Aroclor 1248	ug/l	NE	NE	NE	NS	NS	NS	NS	NS	NS	NS	NS	NS	NS
Aroclor 1260	ug/l	NE	NE	NE	NS	NS	NS	NS	NS	NS	NS	NS	NS	NS
Total PCB Aroclors	ug/l	0.5	5	NE	NS	NS	NS	NS	NS	NS	NS	NS	NS	NS

Notes:
This is a summary table. Only detected analytes are shown.
<0.010 = Not detected above the laboratory reporting limit
Bold = Detected above reporting limit
Yellow highlighted cells exceed the 2013 GA PMC
Green highlighted cells exceed the 2013 GB PMC
Blue highlighted cells exceed the 2013 RES DEC
RES DEC = Residential Direct Exposure Criteria
GA PMC = Pollutant Mobility Criteria for GA classified groundwater areas
GB PMC = Pollutant Mobility Criteria for GB classified groundwater areas
NE = Criteria has not been established
NS = Not sampled for this constituent
ug/kg = micrograms per kilogram
ug/l = micrograms per liter
mg/kg = milligrams per kilogram
U = The analyte was not detected above the detection limit
J+ = Result may be biased high
J-= Result may be biased low
J = Result is considered estimated
UJ = The analyte was not detected at a level greater than or equal to the adjusted DL. However, the reported adjusted DL is approximate and may be inaccurate or imprecise.

Table 1
AOC 1 PCB Soil Analytical Data
EC Application

Location ID Depth Interval Sample ID Sample Date SDG	Unit	2013 GA PMC	2013 GB PMC	2013 RES DEC	Z18-SB382 3 - 4 ft Z18-SB382 (3-4)-062512-1 6/25/2012 SB51792	Z18-SB382 6 - 7 ft Z18-SB382 (6-7)-062512-1 6/25/2012 SB51792	Z20-SB399 1 - 2 ft Z20-SB399 (1-2)-062712-1 6/27/2012 SB51902	Z8-SS316 0 - 0.25 ft Z8SS316 0-3-082311 8/23/2011 SB34022	Z8-SS318 0 - 0.25 ft Z8SS318 0-3 8/31/2011 SB34491	Z9 1.5 - 2 ft Z9 (1-1.5)-1 9/21/2020 20I1104
PCBs										
Aroclor 1248	ug/kg	NE	NE	NE	< 21.5 U	**44.6**	< 43.3 U	< 26.3 U	**597**	**7700**
Aroclor 1254	ug/kg	NE	NE	NE	< 21.5 U	< 21.7 U	< 21.6 U	< 26.3 U	< 24.0	< 980
Aroclor 1260	ug/kg	NE	NE	NE	< 21.5 U	< 21.7 U	< 21.6 U	< 26.3 U	< 24.0	< 980
Aroclor 1262	ug/kg	NE	NE	NE	< 21.5 U	< 21.7 U	< 21.6 U	< 26.3 U	< 24.0	< 980
Aroclor 1268	ug/kg	NE	NE	NE	< 21.5 U	< 21.7 U	< 21.6 U	< 26.3 U	< 24.0	< 980
Total PCB Aroclors	ug/kg	NE	NE	1000	< 21.5 U	**44.6**	< 43.3 U	< 26.3 U	**597**	**7700**
PCBs-SPLP										
Aroclor 1242	ug/l	NE	NE	NE	NS	NS	NS	NS	NS	NS
Aroclor 1248	ug/l	NE	NE	NE	NS	NS	NS	NS	NS	NS
Aroclor 1260	ug/l	NE	NE	NE	NS	NS	NS	NS	NS	NS
Total PCB Aroclors	ug/l	0.5	5	NE	NS	NS	NS	NS	NS	NS

Notes:
This is a summary table. Only detected analytes are shown.
<0.010 = Not detected above the laboratory reporting limit
Bold = Detected above reporting limit
Yellow highlighted cells exceed the 2013 GA PMC
Green highlighted cells exceed the 2013 GB PMC
Blue highlighted cells exceed the 2013 RES DEC
RES DEC = Residential Direct Exposure Criteria
GA PMC = Pollutant Mobility Criteria for GA classified groundwater areas
GB PMC = Pollutant Mobility Criteria for GB classified groundwater areas
NE = Criteria has not been established
NS = Not sampled for this constituent
ug/kg = micrograms per kilogram
ug/l = micrograms per liter
mg/kg = milligrams per kilogram
U = The analyte was not detected above the detection limit
J+ = Result may be biased high
J-= Result may be biased low
J = Result is considered estimated
UJ = The analyte was not detected at a level greater than or equal to the adjusted DL. However, the reported adjusted DL is approximate and may be inaccurate or imprecise.

Table 2
AOC 1 Non-PCB Soil Analytical Data
EC Application

Greenwich High School
10 Hillside Road
Greenwich, CT

Location ID						AA10-SB473	AA10-SB473	AA10-SB473	AA12-SB452	AA12-SB452	AA12-SB452	AA12-SB452	AA13-SB475	AA14-SB476	AA14-SB476	AA15-SB416	AA15-SB416	AA16-SB418	AA16-SB418
Depth Interval						3 - 4 ft	7 - 8 ft	12 - 13 ft	12 - 13 ft	3.5 - 4 ft	6 - 7 ft	7.5 - 8 ft	1 - 2 ft	1 - 2 ft	8 - 9 ft	2 - 3 ft	5 - 6 ft	11.5 - 12.5 ft	4 - 5 ft
Sample ID	Unit	2013 GA PMC	2013 GB PMC	GWPC x 10	2013 RES DEC	10-SB473 (3-4)7121	10-SB473 (7-8)7121	10-SB473 (12-13)7121	2-SB452(12-13)-0710	2-SB452(3.5-4)-0710	2-SB452(6-7)-0710	2-SB452(7.5-8)-0710	03-SB475 (1-2)-0712	4-SB476 (1-2)-0712	4-SB476 (8-9)-0712	5-SB416(2-3)-0629	5-SB416(5-6)-0629	SB418(11.5-12.5)07	16-SB418(4-5)0702
Sample Date						7/12/2012	7/12/2012	7/12/2012	7/10/2012	7/10/2012	7/10/2012	7/10/2012	7/12/2012	7/12/2012	7/12/2012	6/29/2012	6/29/2012	7/2/2012	7/2/2012
SDG						SB52747	SB52747	SB52747	SB52560	SB52560	SB52560	SB52560	SB52747	SB52747	SB52747	SB52073	SB52073	SB52216	SB52216
CTETPH																			
Aliphatic Hydrocarbons (ETPH) C9-C36	mg/kg	**500**	**2500**	NE	**500**	NS	**678**	NS	NS	NS	NS	**315**	NS	NS	**55.7**	NS	< 30.7 U	NS	NS
Total Petroleum Hydrocarbons	mg/kg	**500**	**2500**	NE	**500**	NS	**678**	NS	NS	NS	NS	**315**	NS	NS	**55.7**	NS	< 30.7 U	NS	NS
Unidentified	mg/kg	NE	NE	NE	NE	NS	**678**	NS	NS	NS	NS	**315**	NS	NS	**55.7**	NS	< 30.7 U	NS	NS
CTETPH-SPLP																			
Aliphatic Hydrocarbons (ETPH) C9-C36	mg/l	NE	NE	2.5	NE	NS	NS	NS	NS	NS	NS	NS	NS	NS	NS	NS	NS	NS	NS
Total Petroleum Hydrocarbons	mg/l	NE	NE	NE	NE	NS	NS	NS	NS	NS	NS	NS	NS	NS	NS	NS	NS	NS	NS
Unidentified	mg/l	NE	NE	NE	NE	NS	NS	NS	NS	NS	NS	NS	NS	NS	NS	NS	NS	NS	NS
VOCs																			
1,1,1-Trichloroethane	ug/kg	4000	40000	NE	500000	NS	< 130 U	NS	NS	NS	< 565 U	NS	NS	NS	NS	NS	NS	NS	NS
1,1-Dichloroethane	ug/kg	**1400**	14000	NE	500000	NS	< 130 U	NS	NS	NS	< 565 U	NS	NS	NS	NS	NS	NS	NS	NS
1,2,4-Trichlorobenzene	ug/kg	NE	NE	NE	21000	NS	< 130 UJ	NS	NS	NS	< 565 U	NS	NS	NS	NS	NS	NS	NS	NS
1,2,4-Trimethylbenzene	ug/kg	NE	NE	NE	500000	NS	**316**	NS	NS	NS	**780**	NS	NS	NS	NS	NS	NS	NS	NS
1,2-Dichlorobenzene	ug/kg	3100	3100	NE	500000	NS	< 130 U	NS	NS	NS	< 565 U	NS	NS	NS	NS	NS	NS	NS	NS
1,2-Dichloroethane	ug/kg	**20**	200	NE	6700	NS	< 130 U	NS	NS	NS	< 565 U	NS	NS	NS	NS	NS	NS	NS	NS
1,3,5-Trimethylbenzene	ug/kg	NE	NE	NE	500000	NS	**153**	NS	NS	NS	< 565 U	NS	NS	NS	NS	NS	NS	NS	NS
1,3-Dichlorobenzene	ug/kg	12000	120000	NE	500000	NS	< 130 U	NS	NS	NS	< 565 U	NS	NS	NS	NS	NS	NS	NS	NS
1,4-Dichlorobenzene	ug/kg	1500	15000	NE	26000	NS	**175**	NS	NS	NS	**571**	NS	NS	NS	NS	NS	NS	NS	NS
2-Butanone (MEK)	ug/kg	8000	80000	NE	500000	NS	< 1300 U	NS	NS	NS	< 5650 U	NS	NS	NS	NS	NS	NS	NS	NS
Acetone	ug/kg	14000	140000	NE	500000	NS	< 1300 U	NS	NS	NS	< 5650 U	NS	NS	NS	NS	NS	NS	NS	NS
Benzene	ug/kg	**20**	**200**	NE	21000	NS	**134**	NS	NS	NS	< 565 U	NS	NS	NS	NS	NS	NS	NS	NS
Chlorobenzene	ug/kg	2000	20000	NE	500000	NS	< 130 U	NS	NS	NS	< 565 U	NS	NS	NS	NS	NS	NS	NS	NS
Chloroethane	ug/kg	NE	NE	NE	130000	NS	< 260 U	NS	NS	NS	< 1130 U	NS	NS	NS	NS	NS	NS	NS	NS
cis-1,2-Dichloroethylene	ug/kg	**1400**	**14000**	NE	500000	NS	**287**	NS	NS	NS	< 565 U	NS	NS	NS	NS	NS	NS	NS	NS
Ethyl ether	ug/kg	NE	NE	NE	NE	NS	< 130 U	NS	NS	NS	< 565 U	NS	NS	NS	NS	NS	NS	NS	NS
Ethylbenzene	ug/kg	**10100**	**10100**	NE	500000	NS	**270 J**	NS	NS	NS	**616**	NS	NS	NS	NS	NS	NS	NS	NS
Isopropylbenzene	ug/kg	NE	NE	NE	500000	NS	< 130 U	NS	NS	NS	< 565 U	NS	NS	NS	NS	NS	NS	NS	NS
m,p-Xylenes	ug/kg	NE	**19500**	NE	NE	NS	**475**	NS	NS	NS	**4010**	NS	NS	NS	NS	NS	NS	NS	NS
Methyl Isobutyl Ketone	ug/kg	7000	14000	NE	500000	NS	< 1300 U	NS	NS	NS	< 5650 U	NS	NS	NS	NS	NS	NS	NS	NS
Naphthalene	ug/kg	**5600**	56000	NE	1000000	NS	**2060**	NS	NS	NS	**35100**	NS	NS	NS	NS	NS	NS	NS	NS
n-Butylbenzene	ug/kg	NE	NE	NE	500000	NS	< 130 U	NS	NS	NS	< 565 UJ	NS	NS	NS	NS	NS	NS	NS	NS
n-Propylbenzene	ug/kg	NE	NE	NE	500000	NS	< 130 U	NS	NS	NS	< 565 U	NS	NS	NS	NS	NS	NS	NS	NS
o-Xylene	ug/kg	NE	**19500**	NE	NE	NS	**147 J**	NS	NS	NS	**627 J**	NS	NS	NS	NS	NS	NS	NS	NS
p-Isopropyltoluene	ug/kg	NE	NE	NE	500000	NS	**342**	NS	NS	NS	< 565 U	NS	NS	NS	NS	NS	NS	NS	NS
sec-Butylbenzene	ug/kg	NE	NE	NE	500000	NS	< 130 U	NS	NS	NS	< 565 U	NS	NS	NS	NS	NS	NS	NS	NS
Styrene	ug/kg	2000	20000	NE	500000	NS	< 130 U	NS	NS	NS	< 565 U	NS	NS	NS	NS	NS	NS	NS	NS
tert-butylbenzene	ug/kg	NE	NE	NE	500000	NS	< 130 U	NS	NS	NS	< 565 U	NS	NS	NS	NS	NS	NS	NS	NS
Tetrachloroethylene	ug/kg	**100**	1000	NE	12000	NS	**138**	NS	NS	NS	< 565 U	NS	NS	NS	NS	NS	NS	NS	NS
Toluene	ug/kg	20000	67000	NE	500000	NS	**290**	NS	NS	NS	< 565 U	NS	NS	NS	NS	NS	NS	NS	NS
Total Xylenes	ug/kg	**19500**	**19500**	NE	NE	NS	**622**	NS	NS	NS	**4640**	NS	NS	NS	NS	NS	NS	NS	NS
trans-1,2-Dichloroethylene	ug/kg	**2000**	20000	NE	500000	NS	< 130 U	NS	NS	NS	< 565 U	NS	NS	NS	NS	NS	NS	NS	NS
Trichloroethene	ug/kg	**100**	**1000**	NE	56000	NS	**512**	NS	NS	NS	< 565 U	NS	NS	NS	NS	NS	NS	NS	NS
Vinyl chloride	ug/kg	**40**	**400**	NE	**320**	NS	< 130 UJ	NS	NS	NS	< 565 U	NS	NS	NS	NS	NS	NS	NS	NS
VOCs-SPLP																			
Total VOC-SPLP	ug/l	NE	NE	NE	NE	NS	NS	NS	NS	NS	NS	NS	NS	NS	NS	NS	NS	NS	NS
SVOC-SIMs																			
Benzo(a)pyrene	ug/kg	1000	1000	NE	1000	NS	NS	NS	NS	NS	NS	NS	NS	NS	NS	NS	NS	NS	NS
Benzo(b)fluoranthene	ug/kg	1000	1000	NE	1000	NS	NS	NS	NS	NS	NS	NS	NS	NS	NS	NS	NS	NS	NS
Fluoranthene	ug/kg	5600	56000	NE	1000000	NS	NS	NS	NS	NS	NS	NS	NS	NS	NS	NS	NS	NS	NS
Pyrene	ug/kg	4000	40000	NE	1000000	NS	NS	NS	NS	NS	NS	NS	NS	NS	NS	NS	NS	NS	NS
SVOCs																			
1-Methylnaphthalene	ug/kg	*200*	*1000*	NE	*21000*	NS	< 11300 U	NS	NS	NS	NS	< 962 U	NS	NS	< 201 U	NS	< 187 U	NS	NS
2-Methylnaphthalene	ug/kg	*560*	*5600*	NE	*270000*	NS	< 11300 U	NS	NS	NS	NS	< 962 U	NS	NS	< 201 U	NS	< 187 U	NS	NS
Acenaphthene	ug/kg	*8400*	*84000*	NE	*1000000*	NS	< 11300 U	NS	NS	NS	NS	**1200**	NS	NS	< 201 U	NS	< 187 U	NS	NS
Acenaphthylene	ug/kg	8400	84000	NE	1000000	NS	< 11300 U	NS	NS	NS	NS	< 962 U	NS	NS	< 201 U	NS	< 187 U	NS	NS
Anthracene	ug/kg	40000	400000	NE	1000000	NS	< 11300 U	NS	NS	NS	NS	**2730**	NS	NS	< 201 U	NS	< 187 U	NS	NS
Benzo(a)anthracene	ug/kg	**1000**	**1000**	NE	**1000**	NS	< 11300 U	NS	NS	NS	NS	**4240**	NS	NS	< 201 U	NS	< 187 U	NS	NS
Benzo(a)pyrene	ug/kg	**1000**	**1000**	NE	**1000**	NS	< 11300 U	NS	NS	NS	NS	**4150**	NS	NS	< 201 U	NS	< 187 U	NS	NS
Benzo(b)fluoranthene	ug/kg	**1000**	**1000**	NE	**1000**	NS	< 11300 U	NS	NS	NS	NS	**3570**	NS	NS	< 201 U	NS	< 187 U	NS	NS
Benzo(g,h,i)perylene	ug/kg	*1000*	*1000*	NE	*8400*	NS	< 11300 U	NS	NS	NS	NS	**2640**	NS	NS	< 201 U	NS	< 187 U	NS	NS
Benzo(k)fluoranthene	ug/kg	**1000**	**1000**	NE	**8400**	NS	< 11300 U	NS	NS	NS	NS	**3060**	NS	NS	< 201 U	NS	< 187 U	NS	NS
Bis(2-ethylhexyl)phthalate	ug/kg	**1000**	11000	NE	44000	NS	NS	NS	NS	NS	NS	NS	NS	NS	NS	NS	NS	NS	NS
Chrysene	ug/kg	*1000*	*1000*	NE	*84000*	NS	< 11300 U	NS	NS	NS	NS	**3970**	NS	NS	< 201 U	NS	< 187 U	NS	NS
Dibenzo(a,h)anthracene	ug/kg	*1000*	*1000*	NE	***1000***	NS	< 11300 U	NS	NS	NS	NS	< 962 U	NS	NS	< 201 U	NS	< 187 U	NS	NS
Fluoranthene	ug/kg	**5600**	56000	NE	1000000	NS	**17100**	NS	NS	NS	NS	**9840**	NS	NS	< 201 U	NS	< 187 U	NS	NS
Fluorene	ug/kg	**5600**	56000	NE	1000000	NS	< 11300 U	NS	NS	NS	NS	**1350**	NS	NS	< 201 U	NS	< 187 U	NS	NS
Indeno(1,2,3-cd)pyrene	ug/kg	*1000*	*1000*	NE	***1000***	NS	< 11300 U	NS	NS	NS	NS	**2520**	NS	NS	< 201 U	NS	< 187 U	NS	NS
Naphthalene	ug/kg	**5600**	56000	NE	1000000	NS	< 11300 U	NS	NS	NS	NS	**1260**	NS	NS	< 201 U	NS	< 187 U	NS	NS
Phenanthrene	ug/kg	**4000**	40000	NE	1000000	NS	**12400**	NS	NS	NS	NS	**9060**	NS	NS	< 201 U	NS	< 187 U	NS	NS
Pyrene	ug/kg	**4000**	40000	NE	1000000	NS	**12300**	NS	NS	NS	NS	**7620**	NS	NS	< 201 U	NS	< 187 U	NS	NS
SVOCs-SPLP																			
1-Methylnaphthalene	ug/l	NE	NE	*50*	NE	NS	NS	NS	NS	NS	NS	NS	NS	NS	NS	NS	NS	NS	NS
2-Methylnaphthalene	ug/l	NE	NE	*280*	NE	NS	NS	NS	NS	NS	NS	NS	NS	NS	NS	NS	NS	NS	NS
Acenaphthene	ug/l	NE	NE	*4200*	NE	NS	NS	NS	NS	NS	NS	NS	NS	NS	NS	NS	NS	NS	NS
Anthracene	ug/l	NE	NE	20000	NE	NS	NS	NS	NS	NS	NS	NS	NS	NS	NS	NS	NS	NS	NS
Benzo(a)anthracene	ug/l	NE	NE	0.6	NE	NS	NS	NS	NS	NS	NS	NS	NS	NS	NS	NS	NS	NS	NS
Fluoranthene	ug/l	NE	NE	2800	NE	NS	NS	NS	NS	NS	NS	NS	NS	NS	NS	NS	NS	NS	NS
Fluorene	ug/l	NE	NE	2800	NE	NS	NS	NS	NS	NS	NS	NS	NS	NS	NS	NS	NS	NS	NS
Naphthalene	ug/l	NE	NE	2800	NE	NS	NS	NS	NS	NS	NS	NS	NS	NS	NS	NS	NS	NS	NS
Phenanthrene	ug/l	NE	NE	2000	NE	NS	NS	NS	NS	NS	NS	NS	NS	NS	NS	NS	NS	NS	NS
Pyrene	ug/l	NE	NE	2000	NE	NS	NS	NS	NS	NS	NS	NS	NS	NS	NS	NS	NS	NS	NS

Table 2
AOC 1 Non-PCB Soil Analytical Data
EC Application

Greenwich High School
10 Hillside Road
Greenwich, CT

Location ID						AA10-SB473	AA10-SB473	AA10-SB473	AA12-SB452	AA12-SB452	AA12-SB452	AA12-SB452	AA13-SB475	AA14-SB476	AA14-SB476	AA15-SB416	AA15-SB416	AA16-SB418	AA16-SB418
Depth Interval						3 - 4 ft	7 - 8 ft	12 - 13 ft	12 - 13 ft	3.5 - 4 ft	6 - 7 ft	7.5 - 8 ft	1 - 2 ft	1 - 2 ft	8 - 9 ft	2 - 3 ft	5 - 6 ft	11.5 - 12.5 ft	4 - 5 ft
Sample ID	Unit	2013 GA PMC	2013 GB PMC	GWPC x 10	2013 RES DEC	10-SB473 (3-4)7121	10-SB473 (7-8)7121	10-SB473 (12-13)7121	2-SB452(12-13)0710	2-SB452(3.5-4)-0710	2-SB452(6-7)-0710	2-SB452(7.5-8)-0710	3-SB475 (1-2)-0712	4-SB476 (1-2)-0712	4-SB476 (8-9)-0712	5-SB416(2-3)-0629	5-SB416(5-6)-0629	SB418(11.5-12.5)07	16-SB418(4-5)0702
Sample Date						7/12/2012	7/12/2012	7/12/2012	7/10/2012	7/10/2012	7/10/2012	7/10/2012	7/12/2012	7/12/2012	7/12/2012	6/29/2012	6/29/2012	7/2/2012	7/2/2012
SDG						SB52747	SB52747	SB52747	SB52560	SB52560	SB52560	SB52560	SB52747	SB52747	SB52747	SB52073	SB52073	SB52216	SB52216
Metals																			
Antimony	mg/kg	NE	NE	NE	**27**	< 5.44 UJ	< 6.58 UJ	< 32.9 UJ	< 14.6 UJ	**12.2 J**	< 5.60 UJ	NS	< 5.09 UJ	< 5.15 UJ	< 5.78 UJ	< 5.42 UJ	< 5.34 UJ	< 5.46 UJ	< 5.69 UJ
Arsenic	mg/kg	NE	NE	NE	**10**	**4.87**	**14.4**	< 11.5 U	**5.44 J**	**22.5 J**	**14.0 J**	NS	**3.77**	**3.85**	< 8.67 U	< 8.13 U	< 3.20 U	**3.56 J-**	**2.88 J-**
Barium	mg/kg	NE	NE	NE	4700	**94.9**	**879**	**533**	**282**	**927**	**275**	NS	**90.9**	**103**	**93.8**	**79.8**	**70.7**	**53.5 J**	**73.2 J**
Beryllium	mg/kg	NE	NE	NE	**2**	**0.649**	< 0.658 U	< 0.658 U	< 1.46 U	< 0.637 U	< 0.560 U	NS	**0.799**	**0.816**	**0.862**	**0.575**	< 0.534 U	< 0.546 UJ	< 0.569 UJ
Cadmium	mg/kg	NE	NE	NE	**34**	**0.552**	**6.35**	**4.16**	< 1.46 U	**8.98**	**1.98**	NS	< 0.509 U	< 0.515 U	< 0.578 U	< 0.542 U	< 0.534 U	< 0.546 UJ	< 0.569 UJ
Chromium	mg/kg	NE	NE	NE	NE	**22.4**	**103**	**55.7**	**17.1**	**93.0**	**41.2**	NS	**25.0**	**32.7**	**31.2**	**20.9**	**18.1**	**12.0 J-**	**16.5 J-**
Copper	mg/kg	NE	NE	NE	**2500**	**135**	**369**	**404**	**42.4**	**850**	**178**	NS	**17.9**	**16.8**	**19.9**	**19.3**	**17.7**	**9.97 J**	**19.7 J**
Lead	mg/kg	NE	NE	NE	**400**	**41.5 J**	**1920 J**	**967 J**	**4.59 J**	**4050 J**	**366 J**	NS	**15.5 J**	**21.5 J**	**19.7 J**	**28.6**	**35.5**	**9.85 J**	**51.5 J**
Mercury	mg/kg	NE	NE	NE	20	**0.106**	**1.87**	**0.645**	**0.166**	**1.20**	**0.261**	NS	**0.0403**	**0.118**	**0.0344**	**0.114 J+**	**0.0588 J+**	< 0.0326 U	**0.0327 J+**
Nickel	mg/kg	NE	NE	NE	**1400**	**13.7 J**	**96.9 J**	**97.4 J**	**13.7**	**86.8**	**26.1**	NS	**11.9 J**	**13.0**	**13.6 J**	**12.8**	**13.8**	**10.0 J-**	**18.2 J-**
Selenium	mg/kg	NE	NE	NE	340	< 1.63 U	< 1.97 U	< 1.97 U	< 4.37 U	< 1.91 U	< 1.68 U	NS	< 1.53 U	< 1.55 U	< 1.73 U	< 1.63 U	< 1.60 U	< 1.64 UJ	< 1.71 UJ
Silver	mg/kg	NE	NE	NE	340	< 1.63 U	< 1.97 U	< 1.97 U	< 4.37 U	< 1.91 U	< 1.68 U	NS	< 1.53 U	< 1.55 U	< 1.73 U	< 1.63 U	< 1.60 U	< 1.64 UJ	< 1.71 UJ
Thallium	mg/kg	NE	NE	NE	**5.4**	< 3.26 U	< 3.95 U	< 19.7 U	< 8.75 U	< 3.82 U	< 3.36 U	NS	< 3.05 U	< 3.09 U	< 3.47 U	< 3.25 U	< 3.20 U	< 3.28 UJ	< 3.41 UJ
Vanadium	mg/kg	NE	NE	NE	**470**	**25.4**	**221**	**7600**	**25.2**	**158**	**23.9**	NS	**26.9**	**32.5**	**34.9**	**26.4**	**20.3**	**16.5**	**18.2**
Zinc	mg/kg	NE	NE	NE	**20000**	**54.5**	**1810**	**1230**	**9.36 J**	**2480 J**	**395 J**	NS	**35.9**	**40.5**	**48.8**	**53.8**	**47.7**	**20.3 J**	**73.9 J**
Metals-SPLP																			
Antimony	ug/l	**6**	60	NE	NE	NS	NS	NS	NS	NS	NS	NS	NS	NS	NS	NS	NS	NS	NS
Arsenic	ug/l	50	500	NE	NE	NS	NS	NS	NS	NS	NS	NS	NS	NS	NS	NS	NS	NS	NS
Barium	ug/l	1000	10000	NE	NE	NS	NS	NS	NS	NS	NS	NS	NS	NS	NS	NS	NS	NS	NS
Cadmium	ug/l	**5**	**50**	NE	NE	NS	NS	NS	NS	NS	NS	NS	NS	NS	NS	NS	NS	NS	NS
Chromium	ug/l	50	500	NE	NE	NS	NS	NS	NS	NS	NS	NS	NS	NS	NS	NS	NS	NS	NS
Copper	ug/l	1300	13000	NE	NE	NS	NS	NS	NS	NS	NS	NS	NS	NS	NS	NS	NS	NS	NS
Lead	ug/l	**15**	**150**	NE	NE	NS	NS	NS	NS	NS	NS	NS	NS	NS	NS	NS	NS	NS	NS
Nickel	ug/l	100	1000	NE	NE	NS	NS	NS	NS	NS	NS	NS	NS	NS	NS	NS	NS	NS	NS
Vanadium	ug/l	50	500	NE	NE	NS	NS	NS	NS	NS	NS	NS	NS	NS	NS	NS	NS	NS	NS
Zinc	ug/l	5000	50000	NE	NE	NS	NS	NS	NS	NS	NS	NS	NS	NS	NS	NS	NS	NS	NS
Cyanide																			
Cyanide	mg/kg	NE	NE	NE	1400	NS	NS	NS	NS	NS	NS	NS	NS	NS	NS	NS	NS	NS	NS
PCBs																			
Aroclor 1242	ug/kg	NE	NE	NE	NE	**180**	< 556 U	< 2780 U	< 63.1 U	< 30200 U	< 109 U	NS	< 23.1 U	< 21.4 U	**1980**	< 23.9 U	< 22.5 U	< 21.2 U	< 211 U
Aroclor 1248	ug/kg	NE	NE	NE	NE	< 21.1 U	**12700 J+**	**65600**	**164**	**856000**	**5150**	NS	**7050**	**5680 J**	< 22.7 U	< 23.9 U	**911**	**170**	**17500**
Aroclor 1254	ug/kg	NE	NE	NE	NE	< 21.1 U	< 556 U	< 2780 U	< 63.1 U	< 30200 U	< 109 U	NS	< 23.1 U	< 21.4 U	< 22.7 U	< 23.9 U	< 22.5 U	< 21.2 U	< 211 U
Aroclor 1260	ug/kg	NE	NE	NE	NE	< 21.1 U	< 556 U	< 2780 U	< 63.1 U	< 30200 U	< 109 U	NS	**89.0**	**139 J+**	**54.4**	< 23.9 U	**27.0**	< 21.2 U	< 211 U
Aroclor 1262	ug/kg	NE	NE	NE	NE	< 21.1 U	< 556 U	< 2780 U	< 63.1 U	< 30200 U	< 109 U	NS	< 23.1 U	< 21.4 U	< 22.7 U	< 23.9 U	< 22.5 U	< 21.2 U	< 211 U
Total PCB Aroclors	ug/kg	**NE**	NE	NE	**1000**	**180**	**12700**	**65600**	**164**	**856000**	**5150**	NS	**7139**	**5819**	**2034.4**	< 23.9 U	**938**	**170**	**17500**
PCBs-SPLP																			
Aroclor 1242	ug/l	NE	NE	NE	NE	NS	NS	NS	NS	NS	NS	NS	NS	NS	NS	NS	NS	NS	NS
Aroclor 1248	ug/l	NE	NE	NE	NE	NS	NS	NS	NS	NS	NS	NS	NS	NS	NS	NS	NS	NS	NS
Aroclor 1260	ug/l	NE	NE	NE	NE	NS	NS	NS	NS	NS	NS	NS	NS	NS	NS	NS	NS	NS	NS
Total PCB Aroclors	ug/l	**0.5**	**5**	NE	NE	NS	NS	NS	NS	NS	NS	NS	NS	NS	NS	NS	NS	NS	NS
Pesticides																			
4,4-DDD (p,p)	ug/kg	NE	NE	NE	NE	NS	NS	NS	NS	NS	NS	NS	NS	NS	NS	NS	NS	NS	NS
4,4-DDE (p,p)	ug/kg	NE	NE	NE	NE	NS	NS	NS	NS	NS	NS	NS	NS	NS	NS	NS	NS	NS	NS
4,4-DDT (p,p)	ug/kg	NE	NE	NE	1800	NS	NS	NS	NS	NS	NS	NS	NS	NS	NS	NS	NS	NS	NS
alpha-Chlordane	ug/kg	NE	NE	NE	NE	NS	NS	NS	NS	NS	NS	NS	NS	NS	NS	NS	NS	NS	NS
Chlordane	ug/kg	NE	NE	NE	**490**	NS	NS	NS	NS	NS	NS	NS	NS	NS	NS	NS	NS	NS	NS
Endrin	ug/kg	NE	NE	NE	20000	NS	NS	NS	NS	NS	NS	NS	NS	NS	NS	NS	NS	NS	NS
gamma-Chlordane	ug/kg	NE	NE	NE	NE	NS	NS	NS	NS	NS	NS	NS	NS	NS	NS	NS	NS	NS	NS
Methoxychlor	ug/kg	800	8000	NE	340000	NS	NS	NS	NS	NS	NS	NS	NS	NS	NS	NS	NS	NS	NS
Total DDx	ug/kg	***3***	***20***	NE	1800	NS	NS	NS	NS	NS	NS	NS	NS	NS	NS	NS	NS	NS	NS
Pesticides-SPLP																			
Chlordane	ug/l	NE	NE	**3**	NE	NS	NS	NS	NS	NS	NS	NS	NS	NS	NS	NS	NS	NS	NS
Herbicides																			
Total Herbicides	ug/kg	NE	NE	NE	NE	NS	NS	NS	NS	NS	NS	NS	NS	NS	NS	NS	NS	NS	NS

Notes:
This is a summary table. Only detected analytes are shown.
<0.010 = Not detected above the laboratory reporting limit
Bold = Detected above reporting limit
Yellow highlighted cells exceed the 2013 GA PMC
Green highlighted cells exceed the 2013 GB PMC
Blue highlighted cells exceed the 2013 RES DEC
RES DEC = Residential Direct Exposure Criteria
GA PMC = Pollutant Mobility Criteria for GA classified groundwater areas
GB PMC = Pollutant Mobility Criteria for GB classified groundwater areas
GWPC = Groundwater Protection Criteria
Italicized criteria indicate that criteria value is from CTDEEP Recommended Criteria Values for Common Additional Polluting Substances and Alternative Criteria Requests (September 2018)
NE = Criteria has not been established
NS = Not sampled for this constituent
ug/kg = micrograms per kilogram
ug/l = micrograms per liter
mg/kg = milligrams per kilogram
U = The analyte was not detected above the detection limit
J+ = Result may be biased high
J-= Result may be biased low
J = Result is considered estimated
UJ = The analyte was not detected at a level greater than or equal to the adjusted DL. However, the reported adjusted DL is approximate and may be inaccurate or imprecise.

Table 2
AOC 1 Non-PCB Soil Analytical Data
EC Application

Greenwich High School
10 Hillside Road
Greenwich, CT

Location ID						AA16-SB418	AA17-SB261	AA17-SB261	AA17-SB261	AA19-SB264	AA19-SB264	AA19-SB264	AA19-SB264	AA7-SB460	AA7-SB460	AA7-SB460	AA8	AA8	AA8-SB274
Depth Interval						7 - 8 ft	10 - 11 ft	4 - 5 ft	5 - 6 ft	12 - 13 ft	4 - 5 ft	6 - 7 ft	7 - 7.5 ft	12 - 13 ft	4 - 5 ft	7 - 8 ft	1 - 2 ft	1 - 2 ft	0 - 1 ft
Sample ID	Unit	2013 GA PMC	2013 GB PMC	GWPC x 10	2013 RES DEC	16-SB418(7-8)0702	-SB261 (10-11)-122	7-SB261 (4-5)-1228	7-SB261 (5-6)-1228	-SB264 (12-13)-122	9-SB264 (4-5)-1228	9-SB264 (6-7)-1228	-SB264 (7-7.5)-122	-SB460 (12-13)7111	7-SB460 (4-5)71111	7-SB460 (7-8)71112	AA8(1-2)-1	AA8(1-2)-2	8-SB274(0-1)-12291
Sample Date						7/2/2012	12/28/2011	12/28/2011	12/28/2011	12/28/2011	12/28/2011	12/28/2011	12/28/2011	7/11/2012	7/11/2012	7/11/2012	9/17/2020	9/17/2020	12/29/2011
SDG						SB52216	SB41712	SB41712	SB41712	SB41712	SB41712	SB41712	SB41712	SB52651	SB52651	SB52651	20I0953	20I0953	SB41766
CTETPH																			
Aliphatic Hydrocarbons (ETPH) C9-C36	mg/kg	**500**	**2500**	NE	**500**	**3850 J+**	NS	NS	**558**	NS	NS	NS	< 45.3 U	NS	NS	< 56.4 U	**110**	**140**	NS
Total Petroleum Hydrocarbons	mg/kg	**500**	**2500**	NE	**500**	**3850 J+**	NS	NS	**558**	NS	NS	NS	< 45.3 U	NS	NS	< 56.4 U	NS	NS	NS
Unidentified	mg/kg	NE	NE	NE	NE	**3850 J+**	NS	NS	**558**	NS	NS	NS	< 45.3 U	NS	NS	< 56.4 U	NS	NS	NS
CTETPH-SPLP																			
Aliphatic Hydrocarbons (ETPH) C9-C36	mg/l	NE	NE	2.5	NE	NS	NS	NS	NS	NS	NS	NS	NS	NS	NS	NS	< 0.15 U	NS	NS
Total Petroleum Hydrocarbons	mg/l	NE	NE	NE	NE	NS	NS	NS	NS	NS	NS	NS	NS	NS	NS	NS	NS	NS	NS
Unidentified	mg/l	NE	NE	NE	NE	NS	NS	NS	NS	NS	NS	NS	NS	NS	NS	NS	NS	NS	NS
VOCs																			
1,1,1-Trichloroethane	ug/kg	4000	40000	NE	500000	NS	NS	NS	NS	NS	NS	NS	NS	NS	NS	NS	NS	NS	NS
1,1-Dichloroethane	ug/kg	**1400**	14000	NE	500000	NS	NS	NS	NS	NS	NS	NS	NS	NS	NS	NS	NS	NS	NS
1,2,4-Trichlorobenzene	ug/kg	NE	NE	NE	21000	NS	NS	NS	NS	NS	NS	NS	NS	NS	NS	NS	NS	NS	NS
1,2,4-Trimethylbenzene	ug/kg	NE	NE	NE	500000	NS	NS	NS	NS	NS	NS	NS	NS	NS	NS	NS	NS	NS	NS
1,2-Dichlorobenzene	ug/kg	3100	3100	NE	500000	NS	NS	NS	NS	NS	NS	NS	NS	NS	NS	NS	NS	NS	NS
1,2-Dichloroethane	ug/kg	**20**	200	NE	6700	NS	NS	NS	NS	NS	NS	NS	NS	NS	NS	NS	NS	NS	NS
1,3,5-Trimethylbenzene	ug/kg	NE	NE	NE	500000	NS	NS	NS	NS	NS	NS	NS	NS	NS	NS	NS	NS	NS	NS
1,3-Dichlorobenzene	ug/kg	12000	120000	NE	500000	NS	NS	NS	NS	NS	NS	NS	NS	NS	NS	NS	NS	NS	NS
1,4-Dichlorobenzene	ug/kg	1500	15000	NE	26000	NS	NS	NS	NS	NS	NS	NS	NS	NS	NS	NS	NS	NS	NS
2-Butanone (MEK)	ug/kg	8000	80000	NE	500000	NS	NS	NS	NS	NS	NS	NS	NS	NS	NS	NS	NS	NS	NS
Acetone	ug/kg	14000	140000	NE	500000	NS	NS	NS	NS	NS	NS	NS	NS	NS	NS	NS	NS	NS	NS
Benzene	ug/kg	**20**	**200**	NE	21000	NS	NS	NS	NS	NS	NS	NS	NS	NS	NS	NS	NS	NS	NS
Chlorobenzene	ug/kg	2000	20000	NE	500000	NS	NS	NS	NS	NS	NS	NS	NS	NS	NS	NS	NS	NS	NS
Chloroethane	ug/kg	NE	NE	NE	130000	NS	NS	NS	NS	NS	NS	NS	NS	NS	NS	NS	NS	NS	NS
cis-1,2-Dichloroethylene	ug/kg	**1400**	**14000**	NE	500000	NS	NS	NS	NS	NS	NS	NS	NS	NS	NS	NS	NS	NS	NS
Ethyl ether	ug/kg	NE	NE	NE	NE	NS	NS	NS	NS	NS	NS	NS	NS	NS	NS	NS	NS	NS	NS
Ethylbenzene	ug/kg	**10100**	**10100**	NE	500000	NS	NS	NS	NS	NS	NS	NS	NS	NS	NS	NS	NS	NS	NS
Isopropylbenzene	ug/kg	NE	NE	NE	500000	NS	NS	NS	NS	NS	NS	NS	NS	NS	NS	NS	NS	NS	NS
m,p-Xylenes	ug/kg	NE	**19500**	NE	NE	NS	NS	NS	NS	NS	NS	NS	NS	NS	NS	NS	NS	NS	NS
Methyl Isobutyl Ketone	ug/kg	7000	14000	NE	500000	NS	NS	NS	NS	NS	NS	NS	NS	NS	NS	NS	NS	NS	NS
Naphthalene	ug/kg	**5600**	56000	NE	1000000	NS	NS	NS	NS	NS	NS	NS	NS	NS	NS	NS	NS	NS	NS
n-Butylbenzene	ug/kg	NE	NE	NE	500000	NS	NS	NS	NS	NS	NS	NS	NS	NS	NS	NS	NS	NS	NS
n-Propylbenzene	ug/kg	NE	NE	NE	500000	NS	NS	NS	NS	NS	NS	NS	NS	NS	NS	NS	NS	NS	NS
o-Xylene	ug/kg	NE	**19500**	NE	NE	NS	NS	NS	NS	NS	NS	NS	NS	NS	NS	NS	NS	NS	NS
p-Isopropyltoluene	ug/kg	NE	NE	NE	500000	NS	NS	NS	NS	NS	NS	NS	NS	NS	NS	NS	NS	NS	NS
sec-Butylbenzene	ug/kg	NE	NE	NE	500000	NS	NS	NS	NS	NS	NS	NS	NS	NS	NS	NS	NS	NS	NS
Styrene	ug/kg	2000	20000	NE	500000	NS	NS	NS	NS	NS	NS	NS	NS	NS	NS	NS	NS	NS	NS
tert-butylbenzene	ug/kg	NE	NE	NE	500000	NS	NS	NS	NS	NS	NS	NS	NS	NS	NS	NS	NS	NS	NS
Tetrachloroethylene	ug/kg	**100**	1000	NE	12000	NS	NS	NS	NS	NS	NS	NS	NS	NS	NS	NS	NS	NS	NS
Toluene	ug/kg	20000	67000	NE	500000	NS	NS	NS	NS	NS	NS	NS	NS	NS	NS	NS	NS	NS	NS
Total Xylenes	ug/kg	**19500**	**19500**	NE	NE	NS	NS	NS	NS	NS	NS	NS	NS	NS	NS	NS	NS	NS	NS
trans-1,2-Dichloroethylene	ug/kg	**2000**	20000	NE	500000	NS	NS	NS	NS	NS	NS	NS	NS	NS	NS	NS	NS	NS	NS
Trichloroethene	ug/kg	**100**	**1000**	NE	56000	NS	NS	NS	NS	NS	NS	NS	NS	NS	NS	NS	NS	NS	NS
Vinyl chloride	ug/kg	**40**	**400**	NE	**320**	NS	NS	NS	NS	NS	NS	NS	NS	NS	NS	NS	NS	NS	NS
VOCs-SPLP																			
Total VOC-SPLP	ug/l	NE	NE	NE	NE	NS	NS	NS	NS	NS	NS	NS	NS	NS	NS	NS	NS	NS	NS
SVOC-SIMs																			
Benzo(a)pyrene	ug/kg	1000	1000	NE	1000	NS	NS	NS	NS	NS	NS	NS	NS	NS	NS	NS	NS	NS	NS
Benzo(b)fluoranthene	ug/kg	1000	1000	NE	1000	NS	NS	NS	NS	NS	NS	NS	NS	NS	NS	NS	NS	NS	NS
Fluoranthene	ug/kg	5600	56000	NE	1000000	NS	NS	NS	NS	NS	NS	NS	NS	NS	NS	NS	NS	NS	NS
Pyrene	ug/kg	4000	40000	NE	1000000	NS	NS	NS	NS	NS	NS	NS	NS	NS	NS	NS	NS	NS	NS
SVOCs																			
1-Methylnaphthalene	ug/kg	*200*	*1000*	NE	*21000*	< 2000 U	NS	NS	< 410 U	NS	NS	< 196 U	NS	NS	NS	< 363 U	NS	NS	NS
2-Methylnaphthalene	ug/kg	*560*	*5600*	NE	*270000*	< 2000 U	NS	NS	< 410 U	NS	NS	< 196 U	NS	NS	NS	< 363 U	< 210	< 210	NS
Acenaphthene	ug/kg	*8400*	*84000*	NE	*1000000*	**2430**	NS	NS	< 410 U	NS	NS	< 196 U	NS	NS	NS	< 363 U	< 210	< 210	NS
Acenaphthylene	ug/kg	8400	84000	NE	1000000	< 2000 U	NS	NS	< 410 UJ	NS	NS	< 196 U	NS	NS	NS	< 363 U	< 210	< 210	NS
Anthracene	ug/kg	40000	400000	NE	1000000	**2820**	NS	NS	< 410 U	NS	NS	< 196 U	NS	NS	NS	< 363 U	< 210	< 210	NS
Benzo(a)anthracene	ug/kg	**1000**	**1000**	NE	**1000**	**13600**	NS	NS	**808**	NS	NS	< 196 U	NS	NS	NS	< 363 U	< 210	< 210	NS
Benzo(a)pyrene	ug/kg	**1000**	**1000**	NE	**1000**	**12500**	NS	NS	**852**	NS	NS	< 196 U	NS	NS	NS	< 363 U	< 210	< 210	NS
Benzo(b)fluoranthene	ug/kg	**1000**	**1000**	NE	**1000**	**12000**	NS	NS	**813**	NS	NS	< 196 U	NS	NS	NS	< 363 U	**210**	< 210	NS
Benzo(g,h,i)perylene	ug/kg	*1000*	*1000*	NE	*8400*	**7720**	NS	NS	< 410 U	NS	NS	< 196 U	NS	NS	NS	< 363 U	< 210	< 210	NS
Benzo(k)fluoranthene	ug/kg	**1000**	**1000**	NE	**8400**	**9800**	NS	NS	**792**	NS	NS	< 196 U	NS	NS	NS	< 363 U	< 210	< 210	NS
Bis(2-ethylhexyl)phthalate	ug/kg	**1000**	11000	NE	44000	NS	NS	NS	NS	NS	NS	NS	NS	NS	NS	NS	NS	NS	NS
Chrysene	ug/kg	*1000*	*1000*	NE	*84000*	**12700**	NS	NS	**767**	NS	NS	< 196 U	NS	NS	NS	< 363 U	< 210	< 210	NS
Dibenzo(a,h)anthracene	ug/kg	*1000*	*1000*	NE	***1000***	**2750**	NS	NS	< 410 U	NS	NS	< 196 U	NS	NS	NS	< 363 U	< 210	< 210	NS
Fluoranthene	ug/kg	**5600**	56000	NE	1000000	**14400**	NS	NS	**1510**	NS	NS	< 196 U	NS	NS	NS	< 363 U	**220**	< 210	NS
Fluorene	ug/kg	**5600**	56000	NE	1000000	**2690**	NS	NS	< 410 U	NS	NS	< 196 U	NS	NS	NS	< 363 U	< 210	< 210	NS
Indeno(1,2,3-cd)pyrene	ug/kg	*1000*	*1000*	NE	***1000***	**8010**	NS	NS	< 410 U	NS	NS	< 196 U	NS	NS	NS	< 363 U	< 210	< 210	NS
Naphthalene	ug/kg	**5600**	56000	NE	1000000	**7320**	NS	NS	< 410 U	NS	NS	< 196 U	NS	NS	NS	**532**	< 210	< 210	NS
Phenanthrene	ug/kg	**4000**	40000	NE	1000000	**8510**	NS	NS	**1100**	NS	NS	< 196 U	NS	NS	NS	< 363 U	< 210	< 210	NS
Pyrene	ug/kg	**4000**	40000	NE	1000000	**22300**	NS	NS	**1690**	NS	NS	< 196 U	NS	NS	NS	< 363 U	**220**	< 210	NS
SVOCs-SPLP																			
1-Methylnaphthalene	ug/l	NE	NE	*50*	NE	NS	NS	NS	NS	NS	NS	NS	NS	NS	NS	NS	NS	NS	NS
2-Methylnaphthalene	ug/l	NE	NE	*280*	NE	NS	NS	NS	NS	NS	NS	NS	NS	NS	NS	NS	NS	NS	NS
Acenaphthene	ug/l	NE	NE	*4200*	NE	NS	NS	NS	NS	NS	NS	NS	NS	NS	NS	NS	NS	NS	NS
Anthracene	ug/l	NE	NE	20000	NE	NS	NS	NS	NS	NS	NS	NS	NS	NS	NS	NS	NS	NS	NS
Benzo(a)anthracene	ug/l	NE	NE	0.6	NE	NS	NS	NS	NS	NS	NS	NS	NS	NS	NS	NS	NS	NS	NS
Fluoranthene	ug/l	NE	NE	2800	NE	NS	NS	NS	NS	NS	NS	NS	NS	NS	NS	NS	NS	NS	NS
Fluorene	ug/l	NE	NE	2800	NE	NS	NS	NS	NS	NS	NS	NS	NS	NS	NS	NS	NS	NS	NS
Naphthalene	ug/l	NE	NE	2800	NE	NS	NS	NS	NS	NS	NS	NS	NS	NS	NS	NS	NS	NS	NS
Phenanthrene	ug/l	NE	NE	2000	NE	NS	NS	NS	NS	NS	NS	NS	NS	NS	NS	NS	NS	NS	NS
Pyrene	ug/l	NE	NE	2000	NE	NS	NS	NS	NS	NS	NS	NS	NS	NS	NS	NS	NS	NS	NS

Table 2
AOC 1 Non-PCB Soil Analytical Data
EC Application

Greenwich High School
10 Hillside Road
Greenwich, CT

Location ID						AA16-SB418	AA17-SB261	AA17-SB261	AA17-SB261	AA19-SB264	AA19-SB264	AA19-SB264	AA19-SB264	AA7-SB460	AA7-SB460	AA7-SB460	AA8	AA8	AA8-SB274
Depth Interval						7 - 8 ft	10 - 11 ft	4 - 5 ft	5 - 6 ft	12 - 13 ft	4 - 5 ft	6 - 7 ft	7 - 7.5 ft	12 - 13 ft	4 - 5 ft	7 - 8 ft	1 - 2 ft	1 - 2 ft	0 - 1 ft
Sample ID	Unit	2013 GA PMC	2013 GB PMC	GWPC x 10	2013 RES DEC	16-SB418(7-8)0702	-SB261 (10-11)-122	7-SB261 (4-5)-1228	7-SB261 (5-6)-1228	-SB264 (12-13)-122	9-SB264 (4-5)-1228	9-SB264 (6-7)-1228	-SB264 (7-7.5)-122	-SB460 (12-13)711	7-SB460 (4-5)71111	7-SB460 (7-8)71112	AA8(1-2)-1	AA8(1-2)-2	8-SB274(0-1)-12291
Sample Date						7/2/2012	12/28/2011	12/28/2011	12/28/2011	12/28/2011	12/28/2011	12/28/2011	12/28/2011	7/11/2012	7/11/2012	7/11/2012	9/17/2020	9/17/2020	12/29/2011
SDG						SB52216	SB41712	SB41712	SB41712	SB41712	SB41712	SB41712	SB41712	SB52651	SB52651	SB52651	20I0953	20I0953	SB41766
Metals																			
Antimony	mg/kg	NE	NE	NE	**27**	< 5.16 UJ	< 7.30 UJ	NS	< 5.53 UJ	< 5.15 UJ	NS	< 5.98 UJ	NS	< 15.2 UJ	< 7.51 UJ	< 9.30 UJ	NS	NS	NS
Arsenic	mg/kg	NE	NE	NE	**10**	< 7.74 UJ	**3.15 J**	NS	**3.12 J**	**1.92 J**	NS	**3.08 J**	NS	< 4.57 UJ	< 2.25 U	< 2.79 U	< 4.1	< 4.0	NS
Barium	mg/kg	NE	NE	NE	4700	**266 J**	**115 J**	NS	**121 J**	**51.2 J**	NS	**80.9 J**	NS	**150 J**	**156**	**264**	NS	NS	NS
Beryllium	mg/kg	NE	NE	NE	**2**	< 0.516 UJ	< 0.730 U	NS	**0.592**	< 0.515 U	NS	< 0.598 U	NS	< 1.52 UJ	**1.14**	< 0.930 U	NS	NS	NS
Cadmium	mg/kg	NE	NE	NE	**34**	**31.6 J-**	**1.04 J**	NS	**1.36 J**	**0.587 J**	NS	**0.766 J**	NS	< 1.52 UJ	< 0.751 UJ	< 0.930 UJ	NS	NS	NS
Chromium	mg/kg	NE	NE	NE	NE	**41.8 J-**	**29.5 J**	NS	**37.9 J**	**14.5 J**	NS	**20.6 J**	NS	**28.7 J**	**40.9**	**59.3**	NS	NS	NS
Copper	mg/kg	NE	NE	NE	**2500**	**109 J**	**17.3 J**	NS	**39.9 J**	**10.1 J**	NS	**14.8 J**	NS	**43.3 J**	**14.4 J**	**32.8 J**	NS	NS	NS
Lead	mg/kg	NE	NE	NE	**400**	**294 J**	**21.3 J**	NS	**576 J**	**5.24 J**	NS	**24.6 J**	NS	**5.78 J**	**22.3 J**	**7.75 J**	**47**	**43**	NS
Mercury	mg/kg	NE	NE	NE	20	**0.323 J+**	< 1.34 U	NS	< 1.05 U	< 0.952 U	NS	< 1.13 U	NS	< 0.0989 UJ	**0.122 J**	< 0.0620 UJ	NS	NS	NS
Nickel	mg/kg	NE	NE	NE	**1400**	**32.3 J-**	**22.4 J**	NS	**26.3 J**	**11.9 J**	NS	**16.1 J**	NS	**42.5 J**	**15.5**	**29.0**	NS	NS	NS
Selenium	mg/kg	NE	NE	NE	340	< 1.55 UJ	< 2.19 U	NS	< 1.66 U	< 1.55 U	NS	< 1.79 U	NS	< 4.57 UJ	< 2.25 UJ	< 2.79 UJ	NS	NS	NS
Silver	mg/kg	NE	NE	NE	340	< 1.55 UJ	< 2.19 UJ	NS	< 1.66 UJ	< 1.55 UJ	NS	< 1.79 UJ	NS	< 4.57 UJ	< 2.25 U	< 2.79 U	NS	NS	NS
Thallium	mg/kg	NE	NE	NE	**5.4**	< 3.10 UJ	< 4.38 U	NS	< 3.32 U	< 3.09 U	NS	< 3.59 U	NS	< 9.13 UJ	< 4.51 U	< 5.58 U	NS	NS	NS
Vanadium	mg/kg	NE	NE	NE	**470**	**52.3**	**32.6 J**	NS	**56.2 J**	**18.6 J**	NS	**22.1 J**	NS	**29.1 J**	**33.3**	**50.0**	NS	NS	NS
Zinc	mg/kg	NE	NE	NE	**20000**	**360 J**	**54.0 J**	NS	**116 J**	**35.0 J**	NS	**43.9 J**	NS	**73.6 J**	**31.3 J**	**51.0 J**	NS	NS	NS
Metals-SPLP																			
Antimony	ug/l	**6**	60	NE	NE	NS	NS	NS	NS	NS	NS	NS	NS	NS	NS	NS	NS	NS	NS
Arsenic	ug/l	50	500	NE	NE	NS	NS	NS	NS	NS	NS	NS	NS	NS	NS	NS	NS	NS	NS
Barium	ug/l	1000	10000	NE	NE	NS	NS	NS	NS	NS	NS	NS	NS	NS	NS	NS	NS	NS	NS
Cadmium	ug/l	**5**	**50**	NE	NE	NS	NS	NS	NS	NS	NS	NS	NS	NS	NS	NS	NS	NS	NS
Chromium	ug/l	50	500	NE	NE	NS	NS	NS	NS	NS	NS	NS	NS	NS	NS	NS	NS	NS	NS
Copper	ug/l	1300	13000	NE	NE	NS	NS	NS	NS	NS	NS	NS	NS	NS	NS	NS	NS	NS	NS
Lead	ug/l	**15**	**150**	NE	NE	NS	NS	NS	NS	NS	NS	NS	NS	NS	NS	NS	NS	NS	NS
Nickel	ug/l	100	1000	NE	NE	NS	NS	NS	NS	NS	NS	NS	NS	NS	NS	NS	NS	NS	NS
Vanadium	ug/l	50	500	NE	NE	NS	NS	NS	NS	NS	NS	NS	NS	NS	NS	NS	NS	NS	NS
Zinc	ug/l	5000	50000	NE	NE	NS	NS	NS	NS	NS	NS	NS	NS	NS	NS	NS	NS	NS	NS
Cyanide																			
Cyanide	mg/kg	NE	NE	NE	1400	NS	NS	NS	NS	NS	NS	NS	NS	NS	NS	NS	NS	NS	NS
PCBs																			
Aroclor 1242	ug/kg	NE	NE	NE	NE	< 23800 U	< 555 U	< 22.9 U	< 22.8 U	NS	< 427 U	< 23.7 U	NS	< 70.9 UJ	< 30.3 U	< 44.2 U	< 96	< 91	NS
Aroclor 1248	ug/kg	NE	NE	NE	NE	**1410000**	< 555 U	< 22.9 U	**227000**	NS	< 427 U	< 23.7 U	NS	**344 J**	**267**	**314**	**1600**	**1800**	NS
Aroclor 1254	ug/kg	NE	NE	NE	NE	< 23800 U	< 555 U	< 22.9 U	< 22.8 U	NS	< 427 U	< 23.7 U	NS	< 70.9 UJ	< 30.3 U	< 44.2 U	< 96	< 91	NS
Aroclor 1260	ug/kg	NE	NE	NE	NE	< 23800 U	< 555 U	< 22.9 U	**3470**	NS	< 427 U	< 23.7 U	NS	< 70.9 UJ	< 30.3 U	< 44.2 U	< 96	< 91	NS
Aroclor 1262	ug/kg	NE	NE	NE	NE	< 23800 U	< 555 U	< 22.9 U	< 22.8 U	NS	< 427 U	< 23.7 U	NS	< 70.9 UJ	< 30.3 U	< 44.2 U	< 96	< 91	NS
Total PCB Aroclors	ug/kg	**NE**	NE	NE	**1000**	**1410000**	< 555 U	< 22.9 U	**230470**	NS	< 427 U	< 23.7 U	NS	**344**	**267**	**314**	**1600**	**1800**	NS
PCBs-SPLP																			
Aroclor 1242	ug/l	NE	NE	NE	NE	NS	NS	NS	NS	NS	NS	NS	NS	NS	NS	NS	NS	NS	NS
Aroclor 1248	ug/l	NE	NE	NE	NE	NS	NS	NS	NS	NS	NS	NS	NS	NS	NS	NS	NS	NS	NS
Aroclor 1260	ug/l	NE	NE	NE	NE	NS	NS	NS	NS	NS	NS	NS	NS	NS	NS	NS	NS	NS	NS
Total PCB Aroclors	ug/l	**0.5**	**5**	NE	NE	NS	NS	NS	NS	NS	NS	NS	NS	NS	NS	NS	NS	NS	NS
Pesticides																			
4,4-DDD (p,p)	ug/kg	NE	NE	NE	NE	NS	NS	NS	NS	NS	NS	NS	NS	NS	NS	NS	NS	NS	< 9.85 U
4,4-DDE (p,p)	ug/kg	NE	NE	NE	NE	NS	NS	NS	NS	NS	NS	NS	NS	NS	NS	NS	NS	NS	< 6.16 U
4,4-DDT (p,p)	ug/kg	NE	NE	NE	1800	NS	NS	NS	NS	NS	NS	NS	NS	NS	NS	NS	NS	NS	< 9.85 U
alpha-Chlordane	ug/kg	NE	NE	NE	NE	NS	NS	NS	NS	NS	NS	NS	NS	NS	NS	NS	NS	NS	< 6.16 U
Chlordane	ug/kg	NE	NE	NE	**490**	NS	NS	NS	NS	NS	NS	NS	NS	NS	NS	NS	NS	NS	< 24.6 U
Endrin	ug/kg	NE	NE	NE	20000	NS	NS	NS	NS	NS	NS	NS	NS	NS	NS	NS	NS	NS	< 9.85 U
gamma-Chlordane	ug/kg	NE	NE	NE	NE	NS	NS	NS	NS	NS	NS	NS	NS	NS	NS	NS	NS	NS	< 6.16 U
Methoxychlor	ug/kg	800	8000	NE	340000	NS	NS	NS	NS	NS	NS	NS	NS	NS	NS	NS	NS	NS	< 9.85 U
Total DDx	ug/kg	***3***	***20***	NE	1800	NS	NS	NS	NS	NS	NS	NS	NS	NS	NS	NS	NS	NS	< 9.85
Pesticides-SPLP																			
Chlordane	ug/l	NE	NE	**3**	NE	NS	NS	NS	NS	NS	NS	NS	NS	NS	NS	NS	NS	NS	NS
Herbicides																			
Total Herbicides	ug/kg	NE	NE	NE	NE	NS	NS	NS	NS	NS	NS	NS	NS	NS	NS	NS	NS	NS	NS

Notes:
This is a summary table. Only detected analytes are shown.
<0.010 = Not detected above the laboratory reporting limit
Bold = Detected above reporting limit
Yellow highlighted cells exceed the 2013 GA PMC
Green highlighted cells exceed the 2013 GB PMC
Blue highlighted cells exceed the 2013 RES DEC
RES DEC = Residential Direct Exposure Criteria
GA PMC = Pollutant Mobility Criteria for GA classified groundwater areas
GB PMC = Pollutant Mobility Criteria for GB classified groundwater areas
GWPC = Groundwater Protection Criteria
Italicized criteria indicate that criteria value is from CTDEEP Recommended Criteria Values for Common Additional Polluting Substances and Alternative Criteria Requests (September 2018)
NE = Criteria has not been established
NS = Not sampled for this constituent
ug/kg = micrograms per kilogram
ug/l = micrograms per liter
mg/kg = milligrams per kilogram
U = The analyte was not detected above the detection limit
J+ = Result may be biased high
J-= Result may be biased low
J = Result is considered estimated
UJ = The analyte was not detected at a level greater than or equal to the adjusted DL. However, the reported adjusted DL is approximate and may be inaccurate or imprecise.

Table 2
AOC 1 Non-PCB Soil Analytical Data
EC Application

Greenwich High School
10 Hillside Road
Greenwich, CT

Location ID						AA8-SB274	AA8-SB274	AB12-SB471	AB13-SB467	AB13-SB467	AB13-SB467	AB14-SB462	AB14-SB462	AB14-SB462	AB14-SB462	AB15-SB415	AB15-SB415	AB15-SB415	AB16-SB417
Depth Interval						4.5 - 5 ft	6.5 - 7.5 ft	4 - 5 ft	4 - 5 ft	8 - 9 ft	8 - 9 ft	10 - 11 ft	13 - 14 ft	3 - 4 ft	9 - 10 ft	11.5 - 12.5 ft	3 - 4 ft	9 - 10 ft	1 - 2 ft
Sample ID	Unit	2013 GA PMC	2013 GB PMC	GWPC x 10	2013 RES DEC	-SB274(4.5-5)-1229	SB274(6.5-7.5)-1229	12-SB471 (4-5)7121	13-SB467 (4-5)7111	13-SB467 (8-9)7111	13-SB467 (8-9)7111	4-SB462 (10-11)7114	4-SB462 (13-14)7114	4-SB462 (3-4)7114	4-SB462 (9-10)7114	SB415(11.5-12.5)-06	5-SB415(3-4)-0629	5-SB415(9-10)-0629	6-SB417(1-2)-0629
Sample Date						12/29/2011	12/29/2011	7/12/2012	7/11/2012	7/11/2012	7/11/2012	7/11/2012	7/11/2012	7/11/2012	7/11/2012	6/29/2012	6/29/2012	6/29/2012	6/29/2012
SDG						SB41766	SB41766	SB52747	SB52747	SB52747	SB52747	SB52651	SB52651	SB52651	SB52651	SB52073	SB52073	SB52073	SB52073
CTETPH																			
Aliphatic Hydrocarbons (ETPH) C9-C36	mg/kg	**500**	**2500**	NE	**500**	**786**	NS	NS	NS	**2690**	**2650**	**729**	NS	NS	NS	NS	NS	**2210**	NS
Total Petroleum Hydrocarbons	mg/kg	**500**	**2500**	NE	**500**	**786**	NS	NS	NS	**2690**	**2650**	**729**	NS	NS	NS	NS	NS	**2210**	NS
Unidentified	mg/kg	NE	NE	NE	NE	**786**	NS	NS	NS	**2690**	**2650**	**729**	NS	NS	NS	NS	NS	**2210**	NS
CTETPH-SPLP																			
Aliphatic Hydrocarbons (ETPH) C9-C36	mg/l	NE	NE	2.5	NE	< 0.1 U	NS	NS	NS	NS	NS	NS	NS	NS	NS	NS	NS	NS	NS
Total Petroleum Hydrocarbons	mg/l	NE	NE	NE	NE	< 0.1 U	NS	NS	NS	NS	NS	NS	NS	NS	NS	NS	NS	NS	NS
Unidentified	mg/l	NE	NE	NE	NE	< 0.1 U	NS	NS	NS	NS	NS	NS	NS	NS	NS	NS	NS	NS	NS
VOCs																			
1,1,1-Trichloroethane	ug/kg	4000	40000	NE	500000	NS	NS	NS	NS	NS	NS	NS	NS	NS	**159**	NS	NS	< 1250 U	NS
1,1-Dichloroethane	ug/kg	**1400**	14000	NE	500000	NS	NS	NS	NS	NS	NS	NS	NS	NS	**819**	NS	NS	< 1250 U	NS
1,2,4-Trichlorobenzene	ug/kg	NE	NE	NE	21000	NS	NS	NS	NS	NS	NS	NS	NS	NS	< 119 U	NS	NS	< 1250 UJ	NS
1,2,4-Trimethylbenzene	ug/kg	NE	NE	NE	500000	NS	NS	NS	NS	NS	NS	NS	NS	NS	**431**	NS	NS	**10400**	NS
1,2-Dichlorobenzene	ug/kg	3100	3100	NE	500000	NS	NS	NS	NS	NS	NS	NS	NS	NS	< 119 U	NS	NS	< 1250 U	NS
1,2-Dichloroethane	ug/kg	**20**	200	NE	6700	NS	NS	NS	NS	NS	NS	NS	NS	NS	< 119 U	NS	NS	< 1250 U	NS
1,3,5-Trimethylbenzene	ug/kg	NE	NE	NE	500000	NS	NS	NS	NS	NS	NS	NS	NS	NS	**235**	NS	NS	**1400**	NS
1,3-Dichlorobenzene	ug/kg	12000	120000	NE	500000	NS	NS	NS	NS	NS	NS	NS	NS	NS	< 119 U	NS	NS	< 1250 U	NS
1,4-Dichlorobenzene	ug/kg	1500	15000	NE	26000	NS	NS	NS	NS	NS	NS	NS	NS	NS	< 119 U	NS	NS	< 1250 U	NS
2-Butanone (MEK)	ug/kg	8000	80000	NE	500000	NS	NS	NS	NS	NS	NS	NS	NS	NS	< 1190 U	NS	NS	< 12500 U	NS
Acetone	ug/kg	14000	140000	NE	500000	NS	NS	NS	NS	NS	NS	NS	NS	NS	< 1190 U	NS	NS	< 12500 U	NS
Benzene	ug/kg	**20**	**200**	NE	21000	NS	NS	NS	NS	NS	NS	NS	NS	NS	< 119 U	NS	NS	< 1250 U	NS
Chlorobenzene	ug/kg	2000	20000	NE	500000	NS	NS	NS	NS	NS	NS	NS	NS	NS	< 119 U	NS	NS	< 1250 U	NS
Chloroethane	ug/kg	NE	NE	NE	130000	NS	NS	NS	NS	NS	NS	NS	NS	NS	**812**	NS	NS	< 2490 U	NS
cis-1,2-Dichloroethylene	ug/kg	**1400**	**14000**	NE	500000	NS	NS	NS	NS	NS	NS	NS	NS	NS	**707**	NS	NS	< 1250 U	NS
Ethyl ether	ug/kg	NE	NE	NE	NE	NS	NS	NS	NS	NS	NS	NS	NS	NS	< 119 U	NS	NS	< 1250 U	NS
Ethylbenzene	ug/kg	**10100**	**10100**	NE	500000	NS	NS	NS	NS	NS	NS	NS	NS	NS	**398**	NS	NS	**4150**	NS
Isopropylbenzene	ug/kg	NE	NE	NE	500000	NS	NS	NS	NS	NS	NS	NS	NS	NS	< 119 U	NS	NS	< 1250 U	NS
m,p-Xylenes	ug/kg	NE	**19500**	NE	NE	NS	NS	NS	NS	NS	NS	NS	NS	NS	**728**	NS	NS	**7140**	NS
Methyl Isobutyl Ketone	ug/kg	7000	14000	NE	500000	NS	NS	NS	NS	NS	NS	NS	NS	NS	< 1190 U	NS	NS	< 12500 U	NS
Naphthalene	ug/kg	**5600**	56000	NE	1000000	NS	NS	NS	NS	NS	NS	NS	NS	NS	**420**	NS	NS	**11200**	NS
n-Butylbenzene	ug/kg	NE	NE	NE	500000	NS	NS	NS	NS	NS	NS	NS	NS	NS	< 119 U	NS	NS	**2930**	NS
n-Propylbenzene	ug/kg	NE	NE	NE	500000	NS	NS	NS	NS	NS	NS	NS	NS	NS	< 119 U	NS	NS	**1660**	NS
o-Xylene	ug/kg	NE	**19500**	NE	NE	NS	NS	NS	NS	NS	NS	NS	NS	NS	**311 J**	NS	NS	< 1250 U	NS
p-Isopropyltoluene	ug/kg	NE	NE	NE	500000	NS	NS	NS	NS	NS	NS	NS	NS	NS	**372**	NS	NS	**1710**	NS
sec-Butylbenzene	ug/kg	NE	NE	NE	500000	NS	NS	NS	NS	NS	NS	NS	NS	NS	< 119 U	NS	NS	**1990**	NS
Styrene	ug/kg	2000	20000	NE	500000	NS	NS	NS	NS	NS	NS	NS	NS	NS	< 119 U	NS	NS	< 1250 U	NS
tert-butylbenzene	ug/kg	NE	NE	NE	500000	NS	NS	NS	NS	NS	NS	NS	NS	NS	< 119 U	NS	NS	< 1250 U	NS
Tetrachloroethylene	ug/kg	**100**	1000	NE	12000	NS	NS	NS	NS	NS	NS	NS	NS	NS	< 119 U	NS	NS	< 1250 U	NS
Toluene	ug/kg	20000	67000	NE	500000	NS	NS	NS	NS	NS	NS	NS	NS	NS	**550**	NS	NS	< 1250 U	NS
Total Xylenes	ug/kg	**19500**	**19500**	NE	NE	NS	NS	NS	NS	NS	NS	NS	NS	NS	**1040**	NS	NS	**7140**	NS
trans-1,2-Dichloroethylene	ug/kg	**2000**	20000	NE	500000	NS	NS	NS	NS	NS	NS	NS	NS	NS	< 119 U	NS	NS	< 1250 U	NS
Trichloroethene	ug/kg	**100**	**1000**	NE	56000	NS	NS	NS	NS	NS	NS	NS	NS	NS	**281**	NS	NS	< 1250 U	NS
Vinyl chloride	ug/kg	**40**	**400**	NE	**320**	NS	NS	NS	NS	NS	NS	NS	NS	NS	< 119 UJ	NS	NS	< 1250 UJ	NS
VOCs-SPLP																			
Total VOC-SPLP	ug/l	NE	NE	NE	NE	NS	NS	NS	NS	NS	NS	NS	NS	NS	NS	NS	NS	NS	NS
SVOC-SIMs																			
Benzo(a)pyrene	ug/kg	1000	1000	NE	1000	NS	NS	NS	NS	NS	NS	NS	NS	NS	NS	NS	NS	NS	NS
Benzo(b)fluoranthene	ug/kg	1000	1000	NE	1000	NS	NS	NS	NS	NS	NS	NS	NS	NS	NS	NS	NS	NS	NS
Fluoranthene	ug/kg	5600	56000	NE	1000000	NS	NS	NS	NS	NS	NS	NS	NS	NS	NS	NS	NS	NS	NS
Pyrene	ug/kg	4000	40000	NE	1000000	NS	NS	NS	NS	NS	NS	NS	NS	NS	NS	NS	NS	NS	NS
SVOCs																			
1-Methylnaphthalene	ug/kg	*200*	*1000*	NE	*21000*	< 958 U	NS	NS	NS	< 2000 U	< 1060 U	< 436 U	NS	NS	NS	NS	NS	< 2200 U	NS
2-Methylnaphthalene	ug/kg	*560*	*5600*	NE	*270000*	< 958 U	NS	NS	NS	< 2000 U	**1080**	< 436 U	NS	NS	NS	NS	NS	< 2200 U	NS
Acenaphthene	ug/kg	*8400*	*84000*	NE	*1000000*	< 958 U	NS	NS	NS	< 2000 U	< 1060 U	< 436 U	NS	NS	NS	NS	NS	< 2200 U	NS
Acenaphthylene	ug/kg	8400	84000	NE	1000000	< 958 U	NS	NS	NS	< 2000 U	< 1060 U	< 436 U	NS	NS	NS	NS	NS	< 2200 U	NS
Anthracene	ug/kg	40000	400000	NE	1000000	< 958 UJ	NS	NS	NS	< 2000 U	**1880**	< 436 U	NS	NS	NS	NS	NS	< 2200 U	NS
Benzo(a)anthracene	ug/kg	**1000**	**1000**	NE	**1000**	**2030**	NS	NS	NS	< 2000 UJ	**6130 J**	< 436 U	NS	NS	NS	NS	NS	< 2200 U	NS
Benzo(a)pyrene	ug/kg	**1000**	**1000**	NE	**1000**	**2000**	NS	NS	NS	< 2000 UJ	**5880 J**	< 436 U	NS	NS	NS	NS	NS	< 2200 U	NS
Benzo(b)fluoranthene	ug/kg	**1000**	**1000**	NE	**1000**	**2080**	NS	NS	NS	< 2000 UJ	**6000 J**	< 436 U	NS	NS	NS	NS	NS	< 2200 U	NS
Benzo(g,h,i)perylene	ug/kg	*1000*	*1000*	NE	*8400*	< 958 U	NS	NS	NS	< 2000 UJ	**3630 J**	< 436 U	NS	NS	NS	NS	NS	< 2200 UJ	NS
Benzo(k)fluoranthene	ug/kg	**1000**	**1000**	NE	**8400**	**2030**	NS	NS	NS	< 2000 UJ	**3640 J**	< 436 U	NS	NS	NS	NS	NS	< 2200 U	NS
Bis(2-ethylhexyl)phthalate	ug/kg	**1000**	11000	NE	44000	NS	NS	NS	NS	NS	NS	NS	NS	NS	NS	NS	NS	NS	NS
Chrysene	ug/kg	*1000*	*1000*	NE	*84000*	**2360 J**	NS	NS	NS	< 2000 UJ	**5790 J**	< 436 U	NS	NS	NS	NS	NS	< 2200 U	NS
Dibenzo(a,h)anthracene	ug/kg	*1000*	*1000*	NE	***1000***	< 958 U	NS	NS	NS	< 2000 U	**1060**	< 436 U	NS	NS	NS	NS	NS	< 2200 U	NS
Fluoranthene	ug/kg	**5600**	56000	NE	1000000	**3700 J**	NS	NS	NS	< 2000 UJ	**9140 J**	**524**	NS	NS	NS	NS	NS	< 2200 U	NS
Fluorene	ug/kg	**5600**	56000	NE	1000000	< 958 U	NS	NS	NS	< 2000 U	**2030**	< 436 U	NS	NS	NS	NS	NS	< 2200 UJ	NS
Indeno(1,2,3-cd)pyrene	ug/kg	*1000*	*1000*	NE	***1000***	< 958 U	NS	NS	NS	< 2000 UJ	**3860 J**	< 436 U	NS	NS	NS	NS	NS	< 2200 U	NS
Naphthalene	ug/kg	**5600**	56000	NE	1000000	< 958 U	NS	NS	NS	< 2000 UJ	**2570 J**	**2190**	NS	NS	NS	NS	NS	**2670**	NS
Phenanthrene	ug/kg	**4000**	40000	NE	1000000	**2700 J**	NS	NS	NS	< 2000 UJ	**7420 J**	< 436 U	NS	NS	NS	NS	NS	**2440**	NS
Pyrene	ug/kg	**4000**	40000	NE	1000000	**3360 J**	NS	NS	NS	< 2000 UJ	**11200 J**	**517**	NS	NS	NS	NS	NS	< 2200 U	NS
SVOCs-SPLP																			
1-Methylnaphthalene	ug/l	NE	NE	*50*	NE	< 1.00 U	NS	NS	NS	NS	NS	NS	NS	NS	NS	NS	NS	NS	NS
2-Methylnaphthalene	ug/l	NE	NE	*280*	NE	< 1.00 U	NS	NS	NS	NS	NS	NS	NS	NS	NS	NS	NS	NS	NS
Acenaphthene	ug/l	NE	NE	*4200*	NE	< 1.00 U	NS	NS	NS	NS	NS	NS	NS	NS	NS	NS	NS	NS	NS
Anthracene	ug/l	NE	NE	20000	NE	< 1.00 U	NS	NS	NS	NS	NS	NS	NS	NS	NS	NS	NS	NS	NS
Benzo(a)anthracene	ug/l	NE	NE	0.6	NE	< 0.0500 U	NS	NS	NS	NS	NS	NS	NS	NS	NS	NS	NS	NS	NS
Fluoranthene	ug/l	NE	NE	2800	NE	< 1.00 U	NS	NS	NS	NS	NS	NS	NS	NS	NS	NS	NS	NS	NS
Fluorene	ug/l	NE	NE	2800	NE	< 1.00 U	NS	NS	NS	NS	NS	NS	NS	NS	NS	NS	NS	NS	NS
Naphthalene	ug/l	NE	NE	2800	NE	< 1.00 U	NS	NS	NS	NS	NS	NS	NS	NS	NS	NS	NS	NS	NS
Phenanthrene	ug/l	NE	NE	2000	NE	< 0.0500 U	NS	NS	NS	NS	NS	NS	NS	NS	NS	NS	NS	NS	NS
Pyrene	ug/l	NE	NE	2000	NE	< 1.00 UJ	NS	NS	NS	NS	NS	NS	NS	NS	NS	NS	NS	NS	NS

Table 2
AOC 1 Non-PCB Soil Analytical Data
EC Application

Greenwich High School
10 Hillside Road
Greenwich, CT

Location ID						AA8-SB274	AA8-SB274	AB12-SB471	AB13-SB467	AB13-SB467	AB13-SB467	AB14-SB462	AB14-SB462	AB14-SB462	AB14-SB462	AB15-SB415	AB15-SB415	AB15-SB415	AB16-SB417
Depth Interval						4.5 - 5 ft	6.5 - 7.5 ft	4 - 5 ft	4 - 5 ft	8 - 9 ft	8 - 9 ft	10 - 11 ft	13 - 14 ft	3 - 4 ft	9 - 10 ft	11.5 - 12.5 ft	3 - 4 ft	9 - 10 ft	1 - 2 ft
Sample ID	Unit	2013 GA PMC	2013 GB PMC	GWPC x 10	2013 RES DEC	-SB274(4.5-5)-1229	SB274(6.5-7.5)-1229	12-SB471 (4-5)7121	13-SB467 (4-5)7111	13-SB467 (8-9)7111	13-SB467 (8-9)7111	4-SB462 (10-11)7111	4-SB462 (13-14)7111	14-SB462 (3-4)7111	4-SB462 (9-10)7111	SB415(11.5-12.5)-06	5-SB415(3-4)-0629	5-SB415(9-10)-0629	6-SB417(1-2)-0629
Sample Date						12/29/2011	12/29/2011	7/12/2012	7/11/2012	7/11/2012	7/11/2012	7/11/2012	7/11/2012	7/11/2012	7/11/2012	6/29/2012	6/29/2012	6/29/2012	6/29/2012
SDG						SB41766	SB41766	SB52747	SB52747	SB52747	SB52747	SB52651	SB52651	SB52651	SB52651	SB52073	SB52073	SB52073	SB52073
Metals																			
Antimony	mg/kg	NE	NE	NE	**27**	**11.2 J-**	< 5.71 UJ	< 5.25 UJ	< 5.24 UJ	< 5.27 UJ	< 6.33 UJ	NS	< 5.30 UJ	< 5.11 UJ	< 29.9 UJ	< 5.28 UJ	< 4.98 UJ	< 5.67 UJ	< 5.45 UJ
Arsenic	mg/kg	NE	NE	NE	**10**	**28.4**	< 2.97 U	< 7.88 U	< 7.86 U	**21.1**	< 18.4 U	NS	< 1.59 UJ	**1.90**	< 25.1 U	< 3.17 U	< 2.99 U	< 8.51 U	< 3.27 U
Barium	mg/kg	NE	NE	NE	4700	**1250 J**	**127 J**	**286**	**193**	**852**	**831**	NS	**339**	**66.6**	**597**	**122**	**47.7**	**667**	**59.6**
Beryllium	mg/kg	NE	NE	NE	**2**	< 0.720 U	**0.722**	< 0.525 U	< 0.524 U	< 0.527 U	< 0.633 U	NS	< 2.65 U	**0.545**	< 0.598 U	**0.656**	**0.540**	< 0.567 U	< 0.545 U
Cadmium	mg/kg	NE	NE	NE	**34**	**12.6**	< 0.571 U	**2.12**	**1.51**	**8.38**	**7.66**	NS	< 0.530 UJ	< 0.511 UJ	**4.76 J**	< 0.528 U	< 0.498 U	**3.65**	< 0.545 U
Chromium	mg/kg	NE	NE	NE	NE	**79.1 J**	**32.0 J**	**37.0**	**36.0**	**119**	**123**	NS	**72.7**	**20.3**	**144**	**41.7**	**14.1**	**52.2**	**16.2**
Copper	mg/kg	NE	NE	NE	**2500**	**460 J-**	**39.0 J-**	**161**	**84.5**	**459**	**406**	NS	**18.1 J**	**36.8 J**	**631 J**	**48.5**	**13.2**	**505**	**16.2**
Lead	mg/kg	NE	NE	NE	**400**	**3600**	**18.1**	**777 J**	**273**	**1880 J**	**1280 J**	NS	**11.5 J**	**20.9 J**	**1540 J**	**14.0**	**6.57**	**1800**	**10.7**
Mercury	mg/kg	NE	NE	NE	20	**1.05 J**	< 0.0336 UJ	**0.196**	**0.147 J+**	**1.05 J**	**5.57 J**	NS	< 0.0315 UJ	**0.0791 J**	**1.25 J**	< 0.0307 U	< 0.0307 U	**0.979 J+**	< 0.0328 U
Nickel	mg/kg	NE	NE	NE	**1400**	**44.3 J**	**16.0 J**	**28.6 J**	**21.5 J**	**146 J**	**112 J**	NS	**21.8**	**11.3**	**67.9**	**27.8**	**11.7**	**57.4**	**11.6**
Selenium	mg/kg	NE	NE	NE	340	< 2.16 U	< 1.71 U	< 1.58 U	< 1.57 UJ	< 1.58 U	< 1.90 U	NS	< 1.59 UJ	< 1.53 UJ	< 1.80 UJ	< 1.59 U	**2.48**	< 1.70 U	< 1.64 U
Silver	mg/kg	NE	NE	NE	340	< 6.05 U	< 1.71 U	< 1.58 U	< 1.57 U	< 1.58 U	< 1.90 U	NS	< 2.39 U	< 1.53 U	< 1.80 U	< 1.59 U	< 1.49 U	< 1.70 U	< 1.64 U
Thallium	mg/kg	NE	NE	NE	**5.4**	< 4.32 U	< 3.43 U	< 3.15 U	< 3.15 U	< 3.16 U	< 3.80 U	NS	< 3.18 U	< 3.06 U	< 3.59 U	< 3.17 U	< 2.99 U	< 3.40 U	< 3.27 U
Vanadium	mg/kg	NE	NE	NE	**470**	**71.0**	**42.2**	**41.9**	**30.0**	**126 J**	**57.1 J**	NS	**50.1**	**24.7**	**74.7**	**48.3**	**17.8**	**94.7**	**23.3**
Zinc	mg/kg	NE	NE	NE	**20000**	**3920 JEB**	**68.3 JEB**	**893**	**322**	**2150**	**1700**	NS	**47.8 J**	**43.8 J**	**1490 J**	**55.9**	**38.4**	**1650**	**35.4**
Metals-SPLP																			
Antimony	ug/l	**6**	60	NE	NE	**8.7 J**	NS	NS	NS	NS	NS	NS	NS	NS	NS	NS	NS	NS	NS
Arsenic	ug/l	50	500	NE	NE	< 4.0 U	NS	NS	NS	NS	NS	NS	NS	NS	NS	NS	NS	NS	NS
Barium	ug/l	1000	10000	NE	NE	**314 J**	NS	NS	NS	NS	NS	NS	NS	NS	NS	NS	NS	NS	NS
Cadmium	ug/l	**5**	**50**	NE	NE	< 2.5 U	NS	NS	NS	NS	NS	NS	NS	NS	NS	NS	NS	NS	NS
Chromium	ug/l	50	500	NE	NE	**6.4 J**	NS	NS	NS	NS	NS	NS	NS	NS	NS	NS	NS	NS	NS
Copper	ug/l	1300	13000	NE	NE	**25.8**	NS	NS	NS	NS	NS	NS	NS	NS	NS	NS	NS	NS	NS
Lead	ug/l	**15**	**150**	NE	NE	**72.9 J**	NS	NS	NS	NS	NS	NS	NS	NS	NS	NS	NS	NS	NS
Nickel	ug/l	100	1000	NE	NE	< 5.0 U	NS	NS	NS	NS	NS	NS	NS	NS	NS	NS	NS	NS	NS
Vanadium	ug/l	50	500	NE	NE	**5.1 J**	NS	NS	NS	NS	NS	NS	NS	NS	NS	NS	NS	NS	NS
Zinc	ug/l	5000	50000	NE	NE	**84.6 J**	NS	NS	NS	NS	NS	NS	NS	NS	NS	NS	NS	NS	NS
Cyanide																			
Cyanide	mg/kg	NE	NE	NE	1400	NS	NS	NS	NS	NS	NS	NS	NS	NS	NS	NS	NS	NS	NS
PCBs																			
Aroclor 1242	ug/kg	NE	NE	NE	NE	< 27.4 U	**155**	**105000**	< 20.7 U	**1060000**	**790000**	NS	< 23.1 U	< 43.3 U	< 24100 U	< 21.4 U	< 41.3 U	< 2550 U	< 21.6 U
Aroclor 1248	ug/kg	NE	NE	NE	NE	**4110**	< 22.8 U	< 2310 U	**2120**	< 23400 U	< 23600 U	NS	**536**	**1890**	**263000**	**1040**	< 41.3 U	**146000**	< 21.6 U
Aroclor 1254	ug/kg	NE	NE	NE	NE	< 27.4 U	< 22.8 U	< 2310 U	< 20.7 U	< 23400 U	< 23600 U	NS	< 23.1 U	< 43.3 U	< 24100 U	< 21.4 U	< 20.6 U	< 2550 U	< 21.6 U
Aroclor 1260	ug/kg	NE	NE	NE	NE	**187**	< 22.8 U	< 2310 U	**95.2**	< 23400 U	< 23600 U	NS	< 23.1 U	**67.1**	< 24100 U	< 21.4 U	< 20.6 U	< 2550 U	< 21.6 U
Aroclor 1262	ug/kg	NE	NE	NE	NE	< 27.4 U	< 22.8 U	< 2310 U	< 20.7 U	< 23400 U	< 23600 U	NS	< 23.1 U	< 43.3 U	< 24100 U	< 21.4 U	< 20.6 U	< 2550 U	< 21.6 U
Total PCB Aroclors	ug/kg	**NE**	NE	NE	**1000**	**4300**	**155**	**105000**	**2215.2**	**1060000**	**790000**	NS	**536**	**1957.1**	**263000**	**1040**	< 41.3 U	**146000**	< 21.6 U
PCBs-SPLP																			
Aroclor 1242	ug/l	NE	NE	NE	NE	< 0.211 U	NS	NS	NS	NS	NS	NS	NS	NS	NS	NS	NS	NS	NS
Aroclor 1248	ug/l	NE	NE	NE	NE	< 0.211 U	NS	NS	NS	NS	NS	NS	NS	NS	NS	NS	NS	NS	NS
Aroclor 1260	ug/l	NE	NE	NE	NE	< 0.211 U	NS	NS	NS	NS	NS	NS	NS	NS	NS	NS	NS	NS	NS
Total PCB Aroclors	ug/l	**0.5**	**5**	NE	NE	< 0.211 U	NS	NS	NS	NS	NS	NS	NS	NS	NS	NS	NS	NS	NS
Pesticides																			
4,4-DDD (p,p)	ug/kg	NE	NE	NE	NE	NS	NS	NS	NS	NS	NS	NS	NS	NS	NS	NS	NS	NS	NS
4,4-DDE (p,p)	ug/kg	NE	NE	NE	NE	NS	NS	NS	NS	NS	NS	NS	NS	NS	NS	NS	NS	NS	NS
4,4-DDT (p,p)	ug/kg	NE	NE	NE	1800	NS	NS	NS	NS	NS	NS	NS	NS	NS	NS	NS	NS	NS	NS
alpha-Chlordane	ug/kg	NE	NE	NE	NE	NS	NS	NS	NS	NS	NS	NS	NS	NS	NS	NS	NS	NS	NS
Chlordane	ug/kg	NE	NE	NE	**490**	NS	NS	NS	NS	NS	NS	NS	NS	NS	NS	NS	NS	NS	NS
Endrin	ug/kg	NE	NE	NE	20000	NS	NS	NS	NS	NS	NS	NS	NS	NS	NS	NS	NS	NS	NS
gamma-Chlordane	ug/kg	NE	NE	NE	NE	NS	NS	NS	NS	NS	NS	NS	NS	NS	NS	NS	NS	NS	NS
Methoxychlor	ug/kg	800	8000	NE	340000	NS	NS	NS	NS	NS	NS	NS	NS	NS	NS	NS	NS	NS	NS
Total DDx	ug/kg	***3***	***20***	NE	1800	NS	NS	NS	NS	NS	NS	NS	NS	NS	NS	NS	NS	NS	NS
Pesticides-SPLP																			
Chlordane	ug/l	NE	NE	**3**	NE	NS	NS	NS	NS	NS	NS	NS	NS	NS	NS	NS	NS	NS	NS
Herbicides																			
Total Herbicides	ug/kg	NE	NE	NE	NE	NS	NS	NS	NS	NS	NS	NS	NS	NS	NS	NS	NS	NS	NS

Notes:
This is a summary table. Only detected analytes are shown.
<0.010 = Not detected above the laboratory reporting limit
Bold = Detected above reporting limit
Yellow highlighted cells exceed the 2013 GA PMC
Green highlighted cells exceed the 2013 GB PMC
Blue highlighted cells exceed the 2013 RES DEC
RES DEC = Residential Direct Exposure Criteria
GA PMC = Pollutant Mobility Criteria for GA classified groundwater areas
GB PMC = Pollutant Mobility Criteria for GB classified groundwater areas
GWPC = Groundwater Protection Criteria
Italicized criteria indicate that criteria value is from CTDEEP Recommended Criteria Values for Common Additional Polluting Substances and Alternative Criteria Requests (September 2018)
NE = Criteria has not been established
NS = Not sampled for this constituent
ug/kg = micrograms per kilogram
ug/l = micrograms per liter
mg/kg = milligrams per kilogram
U = The analyte was not detected above the detection limit
J+ = Result may be biased high
J-= Result may be biased low
J = Result is considered estimated
UJ = The analyte was not detected at a level greater than or equal to the adjusted DL. However, the reported adjusted DL is approximate and may be inaccurate or imprecise.

Table 2
AOC 1 Non-PCB Soil Analytical Data
EC Application

Greenwich High School
10 Hillside Road
Greenwich, CT

Location ID Depth Interval Sample ID Sample Date SDG	Unit	2013 GA PMC	2013 GB PMC	GWPC x 10	2013 RES DEC	AB16-SB417 11.5 - 12.5 ft SB417(11.5-12.5)-06 6/29/2012 SB52073	AB16-SB417 7.2 - 8.5 ft SB417(7.2-8.5)-062 6/29/2012 SB52073	AB16-SS81 0 - 0.5 ft AB16-SS81-080411 8/4/2011 SB32875	AB16-SS81 0 - 0.25 ft AB16 SS81 0-3 8/11/2011 SB33302	AB17-SB385 11 - 12 ft -SB385 (11-12)-062 6/25/2012 SB51819	AB17-SB385 3 - 4 ft 7-SB385 (3-4)-0625 6/25/2012 SB51819	AB17-SB385 6 - 7 ft 7-SB385 (6-7)-0625 6/25/2012 SB51819	AB18-SB383 3 - 4 ft 8-SB383 (3-4)-0625 6/25/2012 SB51792	AB18-SB383 5.5 - 6.5 ft SB383 (5.5-6.5)-062 6/25/2012 SB51792	AB18-SB383 7 - 8 ft 8-SB383 (7-8)-0625 6/25/2012 SB51792	AB19-SB71 0 - 1 ft AB19-SB71 0-1 8/10/2011 SB33209	AB19-SB71 1 - 2 ft AB19-SB71 1-2 8/10/2011 SB33209	AB19-SB71 10 - 11 ft AB19-SB71 10-11 8/10/2011 SB33209	AB19-SB71 12 - 13 ft AB19-SB71 12-13 8/10/2011 SB33209
CTETPH																			
Aliphatic Hydrocarbons (ETPH) C9-C36	mg/kg	**500**	**2500**	NE	**500**	NS	**2190**	NS	NS	NS	< 27.4 U	< 29.7 U	**127**	**233**	NS	NS	NS	NS	NS
Total Petroleum Hydrocarbons	mg/kg	**500**	**2500**	NE	**500**	NS	**2190**	NS	NS	NS	< 27.4 U	< 29.7 U	**127**	**233**	NS	NS	NS	NS	NS
Unidentified	mg/kg	NE	NE	NE	NE	NS	**2190**	NS	NS	NS	< 27.4 U	< 29.7 U	**127**	**233**	NS	NS	NS	NS	NS
CTETPH-SPLP																			
Aliphatic Hydrocarbons (ETPH) C9-C36	mg/l	NE	NE	2.5	NE	NS	NS	NS	NS	NS	NS	NS	NS	NS	NS	NS	NS	NS	NS
Total Petroleum Hydrocarbons	mg/l	NE	NE	NE	NE	NS	NS	NS	NS	NS	NS	NS	NS	NS	NS	NS	NS	NS	NS
Unidentified	mg/l	NE	NE	NE	NE	NS	NS	NS	NS	NS	NS	NS	NS	NS	NS	NS	NS	NS	NS
VOCs																			
1,1,1-Trichloroethane	ug/kg	4000	40000	NE	500000	NS	< 102 U	NS	NS	NS	NS	NS	NS	NS	NS	NS	NS	NS	NS
1,1-Dichloroethane	ug/kg	**1400**	14000	NE	500000	NS	< 102 U	NS	NS	NS	NS	NS	NS	NS	NS	NS	NS	NS	NS
1,2,4-Trichlorobenzene	ug/kg	NE	NE	NE	21000	NS	< 102 U	NS	NS	NS	NS	NS	NS	NS	NS	NS	NS	NS	NS
1,2,4-Trimethylbenzene	ug/kg	NE	NE	NE	500000	NS	**11500**	NS	NS	NS	NS	NS	NS	NS	NS	NS	NS	NS	NS
1,2-Dichlorobenzene	ug/kg	3100	3100	NE	500000	NS	**218**	NS	NS	NS	NS	NS	NS	NS	NS	NS	NS	NS	NS
1,2-Dichloroethane	ug/kg	**20**	200	NE	6700	NS	< 102 U	NS	NS	NS	NS	NS	NS	NS	NS	NS	NS	NS	NS
1,3,5-Trimethylbenzene	ug/kg	NE	NE	NE	500000	NS	**210**	NS	NS	NS	NS	NS	NS	NS	NS	NS	NS	NS	NS
1,3-Dichlorobenzene	ug/kg	12000	120000	NE	500000	NS	< 102 U	NS	NS	NS	NS	NS	NS	NS	NS	NS	NS	NS	NS
1,4-Dichlorobenzene	ug/kg	1500	15000	NE	26000	NS	< 102 U	NS	NS	NS	NS	NS	NS	NS	NS	NS	NS	NS	NS
2-Butanone (MEK)	ug/kg	8000	80000	NE	500000	NS	< 1020 U	NS	NS	NS	NS	NS	NS	NS	NS	NS	NS	NS	NS
Acetone	ug/kg	14000	140000	NE	500000	NS	< 1020 U	NS	NS	NS	NS	NS	NS	NS	NS	NS	NS	NS	NS
Benzene	ug/kg	**20**	**200**	NE	21000	NS	< 102 U	NS	NS	NS	NS	NS	NS	NS	NS	NS	NS	NS	NS
Chlorobenzene	ug/kg	2000	20000	NE	500000	NS	< 102 U	NS	NS	NS	NS	NS	NS	NS	NS	NS	NS	NS	NS
Chloroethane	ug/kg	NE	NE	NE	130000	NS	< 204 U	NS	NS	NS	NS	NS	NS	NS	NS	NS	NS	NS	NS
cis-1,2-Dichloroethylene	ug/kg	**1400**	**14000**	NE	500000	NS	**311**	NS	NS	NS	NS	NS	NS	NS	NS	NS	NS	NS	NS
Ethyl ether	ug/kg	NE	NE	NE	NE	NS	< 102 U	NS	NS	NS	NS	NS	NS	NS	NS	NS	NS	NS	NS
Ethylbenzene	ug/kg	**10100**	**10100**	NE	500000	NS	**2360**	NS	NS	NS	NS	NS	NS	NS	NS	NS	NS	NS	NS
Isopropylbenzene	ug/kg	NE	NE	NE	500000	NS	**756**	NS	NS	NS	NS	NS	NS	NS	NS	NS	NS	NS	NS
m,p-Xylenes	ug/kg	NE	**19500**	NE	NE	NS	**7780**	NS	NS	NS	NS	NS	NS	NS	NS	NS	NS	NS	NS
Methyl Isobutyl Ketone	ug/kg	7000	14000	NE	500000	NS	< 1020 U	NS	NS	NS	NS	NS	NS	NS	NS	NS	NS	NS	NS
Naphthalene	ug/kg	**5600**	56000	NE	1000000	NS	**8320**	NS	NS	NS	NS	NS	NS	NS	NS	NS	NS	NS	NS
n-Butylbenzene	ug/kg	NE	NE	NE	500000	NS	**2480**	NS	NS	NS	NS	NS	NS	NS	NS	NS	NS	NS	NS
n-Propylbenzene	ug/kg	NE	NE	NE	500000	NS	**846**	NS	NS	NS	NS	NS	NS	NS	NS	NS	NS	NS	NS
o-Xylene	ug/kg	NE	**19500**	NE	NE	NS	**651 J+**	NS	NS	NS	NS	NS	NS	NS	NS	NS	NS	NS	NS
p-Isopropyltoluene	ug/kg	NE	NE	NE	500000	NS	**1320**	NS	NS	NS	NS	NS	NS	NS	NS	NS	NS	NS	NS
sec-Butylbenzene	ug/kg	NE	NE	NE	500000	NS	**874**	NS	NS	NS	NS	NS	NS	NS	NS	NS	NS	NS	NS
Styrene	ug/kg	2000	20000	NE	500000	NS	< 102 U	NS	NS	NS	NS	NS	NS	NS	NS	NS	NS	NS	NS
tert-butylbenzene	ug/kg	NE	NE	NE	500000	NS	**129**	NS	NS	NS	NS	NS	NS	NS	NS	NS	NS	NS	NS
Tetrachloroethylene	ug/kg	**100**	1000	NE	12000	NS	< 102 U	NS	NS	NS	NS	NS	NS	NS	NS	NS	NS	NS	NS
Toluene	ug/kg	20000	67000	NE	500000	NS	**752**	NS	NS	NS	NS	NS	NS	NS	NS	NS	NS	NS	NS
Total Xylenes	ug/kg	**19500**	**19500**	NE	NE	NS	**8430**	NS	NS	NS	NS	NS	NS	NS	NS	NS	NS	NS	NS
trans-1,2-Dichloroethylene	ug/kg	**2000**	20000	NE	500000	NS	**450**	NS	NS	NS	NS	NS	NS	NS	NS	NS	NS	NS	NS
Trichloroethene	ug/kg	**100**	**1000**	NE	56000	NS	**884**	NS	NS	NS	NS	NS	NS	NS	NS	NS	NS	NS	NS
Vinyl chloride	ug/kg	**40**	**400**	NE	**320**	NS	< 102 UJ	NS	NS	NS	NS	NS	NS	NS	NS	NS	NS	NS	NS
VOCs-SPLP																			
Total VOC-SPLP	ug/l	NE	NE	NE	NE	NS	NS	NS	NS	NS	NS	NS	NS	NS	NS	NS	NS	NS	NS
SVOC-SIMs																			
Benzo(a)pyrene	ug/kg	1000	1000	NE	1000	NS	NS	NS	NS	NS	NS	NS	NS	NS	NS	NS	NS	NS	NS
Benzo(b)fluoranthene	ug/kg	1000	1000	NE	1000	NS	NS	NS	NS	NS	NS	NS	NS	NS	NS	NS	NS	NS	NS
Fluoranthene	ug/kg	5600	56000	NE	1000000	NS	NS	NS	NS	NS	NS	NS	NS	NS	NS	NS	NS	NS	NS
Pyrene	ug/kg	4000	40000	NE	1000000	NS	NS	NS	NS	NS	NS	NS	NS	NS	NS	NS	NS	NS	NS
SVOCs																			
1-Methylnaphthalene	ug/kg	*200*	*1000*	NE	*21000*	NS	< 2160 U	NS	NS	NS	NS	< 187 U	NS	< 413 U	NS	NS	NS	NS	NS
2-Methylnaphthalene	ug/kg	*560*	*5600*	NE	*270000*	NS	< 2160 U	NS	NS	NS	NS	< 187 U	NS	< 413 U	NS	NS	NS	NS	NS
Acenaphthene	ug/kg	*8400*	*84000*	NE	*1000000*	NS	< 2160 U	NS	NS	NS	NS	< 187 U	NS	< 413 U	NS	NS	NS	NS	NS
Acenaphthylene	ug/kg	8400	84000	NE	1000000	NS	< 2160 U	NS	NS	NS	NS	< 187 U	NS	< 413 U	NS	NS	NS	NS	NS
Anthracene	ug/kg	40000	400000	NE	1000000	NS	< 2160 U	NS	NS	NS	NS	< 187 U	NS	< 413 U	NS	NS	NS	NS	NS
Benzo(a)anthracene	ug/kg	**1000**	**1000**	NE	**1000**	NS	< 2160 U	NS	NS	NS	NS	< 187 U	NS	< 413 U	NS	NS	NS	NS	NS
Benzo(a)pyrene	ug/kg	**1000**	**1000**	NE	**1000**	NS	< 2160 U	NS	NS	NS	NS	< 187 U	NS	< 413 U	NS	NS	NS	NS	NS
Benzo(b)fluoranthene	ug/kg	**1000**	**1000**	NE	**1000**	NS	< 2160 U	NS	NS	NS	NS	< 187 U	NS	< 413 U	NS	NS	NS	NS	NS
Benzo(g,h,i)perylene	ug/kg	*1000*	*1000*	NE	*8400*	NS	< 2160 U	NS	NS	NS	NS	< 187 U	NS	< 413 U	NS	NS	NS	NS	NS
Benzo(k)fluoranthene	ug/kg	**1000**	**1000**	NE	**8400**	NS	< 2160 U	NS	NS	NS	NS	< 187 U	NS	< 413 U	NS	NS	NS	NS	NS
Bis(2-ethylhexyl)phthalate	ug/kg	**1000**	11000	NE	44000	NS	NS	NS	NS	NS	NS	NS	NS	NS	NS	NS	NS	NS	NS
Chrysene	ug/kg	*1000*	*1000*	NE	*84000*	NS	< 2160 U	NS	NS	NS	NS	< 187 U	NS	< 413 U	NS	NS	NS	NS	NS
Dibenzo(a,h)anthracene	ug/kg	*1000*	*1000*	NE	***1000***	NS	< 2160 U	NS	NS	NS	NS	< 187 U	NS	< 413 U	NS	NS	NS	NS	NS
Fluoranthene	ug/kg	**5600**	56000	NE	1000000	NS	< 2160 U	NS	NS	NS	NS	< 187 U	NS	< 413 U	NS	NS	NS	NS	NS
Fluorene	ug/kg	**5600**	56000	NE	1000000	NS	< 2160 U	NS	NS	NS	NS	< 187 U	NS	< 413 U	NS	NS	NS	NS	NS
Indeno(1,2,3-cd)pyrene	ug/kg	*1000*	*1000*	NE	***1000***	NS	< 2160 U	NS	NS	NS	NS	< 187 U	NS	< 413 U	NS	NS	NS	NS	NS
Naphthalene	ug/kg	**5600**	56000	NE	1000000	NS	**7380**	NS	NS	NS	NS	< 187 U	NS	< 413 U	NS	NS	NS	NS	NS
Phenanthrene	ug/kg	**4000**	40000	NE	1000000	NS	< 2160 U	NS	NS	NS	NS	< 187 U	NS	< 413 U	NS	NS	NS	NS	NS
Pyrene	ug/kg	**4000**	40000	NE	1000000	NS	< 2160 U	NS	NS	NS	NS	< 187 U	NS	< 413 U	NS	NS	NS	NS	NS
SVOCs-SPLP																			
1-Methylnaphthalene	ug/l	NE	NE	*50*	NE	NS	NS	NS	NS	NS	NS	NS	NS	NS	NS	NS	NS	NS	NS
2-Methylnaphthalene	ug/l	NE	NE	*280*	NE	NS	NS	NS	NS	NS	NS	NS	NS	NS	NS	NS	NS	NS	NS
Acenaphthene	ug/l	NE	NE	*4200*	NE	NS	NS	NS	NS	NS	NS	NS	NS	NS	NS	NS	NS	NS	NS
Anthracene	ug/l	NE	NE	20000	NE	NS	NS	NS	NS	NS	NS	NS	NS	NS	NS	NS	NS	NS	NS
Benzo(a)anthracene	ug/l	NE	NE	0.6	NE	NS	NS	NS	NS	NS	NS	NS	NS	NS	NS	NS	NS	NS	NS
Fluoranthene	ug/l	NE	NE	2800	NE	NS	NS	NS	NS	NS	NS	NS	NS	NS	NS	NS	NS	NS	NS
Fluorene	ug/l	NE	NE	2800	NE	NS	NS	NS	NS	NS	NS	NS	NS	NS	NS	NS	NS	NS	NS
Naphthalene	ug/l	NE	NE	2800	NE	NS	NS	NS	NS	NS	NS	NS	NS	NS	NS	NS	NS	NS	NS
Phenanthrene	ug/l	NE	NE	2000	NE	NS	NS	NS	NS	NS	NS	NS	NS	NS	NS	NS	NS	NS	NS
Pyrene	ug/l	NE	NE	2000	NE	NS	NS	NS	NS	NS	NS	NS	NS	NS	NS	NS	NS	NS	NS

Table 2
AOC 1 Non-PCB Soil Analytical Data
EC Application

Greenwich High School
10 Hillside Road
Greenwich, CT

Location ID						AB16-SB417	AB16-SB417	AB16-SS81	AB16-SS81	AB17-SB385	AB17-SB385	AB17-SB385	AB18-SB383	AB18-SB383	AB18-SB383	AB19-SB71	AB19-SB71	AB19-SB71	AB19-SB71
Depth Interval						11.5 - 12.5 ft	7.2 - 8.5 ft	0 - 0.5 ft	0 - 0.25 ft	11 - 12 ft	3 - 4 ft	6 - 7 ft	3 - 4 ft	5.5 - 6.5 ft	7 - 8 ft	0 - 1 ft	1 - 2 ft	10 - 11 ft	12 - 13 ft
Sample ID	Unit	2013 GA PMC	2013 GB PMC	GWPC x 10	2013 RES DEC	SB417(11.5-12.5)-06	SB417(7.2-8.5)-062	AB16-SS81-080411	AB16 SS81 0-3	-SB385 (11-12)-062	7-SB385 (3-4)-0625	7-SB385 (6-7)-0625	8-SB383 (3-4)-0625	SB383 (5.5-6.5)-062	8-SB383 (7-8)-0625	AB19-SB71 0-1	AB19-SB71 1-2	AB19-SB71 10-11	AB19-SB71 12-13
Sample Date						6/29/2012	6/29/2012	8/4/2011	8/11/2011	6/25/2012	6/25/2012	6/25/2012	6/25/2012	6/25/2012	6/25/2012	8/10/2011	8/10/2011	8/10/2011	8/10/2011
SDG						SB52073	SB52073	SB32875	SB33302	SB51819	SB51819	SB51819	SB51792	SB51792	SB51792	SB33209	SB33209	SB33209	SB33209
Metals																			
Antimony	mg/kg	NE	NE	NE	**27**	< 5.14 UJ	< 31.5 UJ	NS	NS	< 5.32 UJ	< 4.60 UJ	< 5.62 UJ	< 5.22 UJ	< 5.26 UJ	< 5.48 UJ	NS	NS	NS	NS
Arsenic	mg/kg	NE	NE	NE	**10**	< 1.54 U	**15.5**	NS	NS	**2.77**	**3.96**	**5.19**	**2.41**	**3.07**	< 1.64 U	NS	NS	< 1.50 U	NS
Barium	mg/kg	NE	NE	NE	4700	**61.1**	**1120**	NS	NS	**202**	**109**	**194**	**231**	**493**	**57.1**	NS	NS	NS	NS
Beryllium	mg/kg	NE	NE	NE	**2**	< 0.514 U	< 0.629 U	NS	NS	< 0.532 U	**0.648**	< 0.562 U	**0.715**	< 0.526 U	< 0.548 U	NS	NS	NS	NS
Cadmium	mg/kg	NE	NE	NE	**34**	< 0.514 U	**4.66**	NS	NS	< 0.532 U	< 0.460 U	**0.572**	**1.08**	**1.90**	< 0.548 U	NS	NS	NS	NS
Chromium	mg/kg	NE	NE	NE	NE	**17.3**	**145**	NS	NS	**67.5**	**28.1**	**70.2**	**49.0**	**23.5**	**12.9**	NS	NS	NS	NS
Copper	mg/kg	NE	NE	NE	**2500**	**17.3**	**398**	NS	NS	**30.0**	**19.3**	**31.6**	**54.5**	**140**	**9.28**	NS	NS	NS	NS
Lead	mg/kg	NE	NE	NE	**400**	**35.1**	**1340**	NS	NS	**15.8 J-**	**37.9 J-**	**29.2 J-**	**259**	**731**	**9.85**	NS	NS	**7.71**	NS
Mercury	mg/kg	NE	NE	NE	20	< 0.0322 U	**0.645 J+**	NS	NS	**0.0365**	**0.0321**	**0.0910**	**0.141**	**0.238**	< 0.0330 U	NS	NS	NS	NS
Nickel	mg/kg	NE	NE	NE	**1400**	**12.6**	**64.7**	NS	NS	**23.8 J-**	**17.0 J-**	**26.0 J-**	**25.6**	**30.7**	**9.51**	NS	NS	NS	NS
Selenium	mg/kg	NE	NE	NE	340	< 1.54 U	< 1.89 U	NS	NS	< 1.59 U	< 1.38 U	< 1.69 U	< 1.56 U	< 1.58 U	< 1.64 U	NS	NS	NS	NS
Silver	mg/kg	NE	NE	NE	340	< 1.54 U	< 3.77 U	NS	NS	< 1.59 U	< 1.38 U	< 1.69 U	< 1.56 U	< 1.58 U	< 1.64 U	NS	NS	NS	NS
Thallium	mg/kg	NE	NE	NE	**5.4**	< 3.08 U	< 3.77 U	NS	NS	< 3.19 U	< 2.76 U	< 3.37 U	< 3.13 U	< 3.16 U	< 3.29 U	NS	NS	NS	NS
Vanadium	mg/kg	NE	NE	NE	**470**	**21.3**	**51.1**	NS	NS	**44.9**	**28.9**	**49.3**	**40.8**	**35.2**	**16.6**	NS	NS	NS	NS
Zinc	mg/kg	NE	NE	NE	**20000**	**64.4**	**2050**	NS	NS	**51.6**	**47.0**	**63.0**	**269**	**841**	**25.1**	NS	NS	NS	NS
Metals-SPLP																			
Antimony	ug/l	**6**	60	NE	NE	NS	NS	NS	NS	NS	NS	NS	NS	NS	NS	NS	NS	NS	NS
Arsenic	ug/l	50	500	NE	NE	NS	NS	NS	NS	NS	NS	NS	NS	NS	NS	NS	NS	NS	NS
Barium	ug/l	1000	10000	NE	NE	NS	NS	NS	NS	NS	NS	NS	NS	NS	NS	NS	NS	NS	NS
Cadmium	ug/l	**5**	**50**	NE	NE	NS	NS	NS	NS	NS	NS	NS	NS	NS	NS	NS	NS	NS	NS
Chromium	ug/l	50	500	NE	NE	NS	NS	NS	NS	NS	NS	NS	NS	NS	NS	NS	NS	NS	NS
Copper	ug/l	1300	13000	NE	NE	NS	NS	NS	NS	NS	NS	NS	NS	NS	NS	NS	NS	NS	NS
Lead	ug/l	**15**	**150**	NE	NE	NS	NS	NS	NS	NS	NS	NS	NS	NS	NS	NS	NS	NS	NS
Nickel	ug/l	100	1000	NE	NE	NS	NS	NS	NS	NS	NS	NS	NS	NS	NS	NS	NS	NS	NS
Vanadium	ug/l	50	500	NE	NE	NS	NS	NS	NS	NS	NS	NS	NS	NS	NS	NS	NS	NS	NS
Zinc	ug/l	5000	50000	NE	NE	NS	NS	NS	NS	NS	NS	NS	NS	NS	NS	NS	NS	NS	NS
Cyanide																			
Cyanide	mg/kg	NE	NE	NE	1400	NS	NS	NS	NS	NS	NS	NS	NS	NS	NS	NS	NS	NS	NS
PCBs																			
Aroclor 1242	ug/kg	NE	NE	NE	NE	< 205 U	< 23900 U	< 21.2 U	< 23.7 U	< 22.9 U	< 21.3 U	< 21.0 U	< 22.9 U	< 22.7 U	< 22.4 U	< 21.0 U	< 21.7 U	NS	< 34.4 U
Aroclor 1248	ug/kg	NE	NE	NE	NE	**8140**	**967000**	**813**	**596**	< 22.9 U	**270**	< 21.0 U	**2290**	**1680**	< 22.4 U	< 21.0 U	< 21.7 U	NS	< 34.4 U
Aroclor 1254	ug/kg	NE	NE	NE	NE	< 205 U	< 23900 U	< 21.2 U	< 23.7 U	< 22.9 U	< 21.3 U	< 21.0 U	< 22.9 U	< 22.7 U	< 22.4 U	< 21.0 U	< 21.7 U	NS	< 34.4 U
Aroclor 1260	ug/kg	NE	NE	NE	NE	< 205 U	< 23900 U	< 21.2 U	**39.8**	< 22.9 U	< 21.3 U	< 21.0 U	**64.2**	< 22.7 U	< 22.4 U	< 21.0 U	< 21.7 U	NS	< 34.4 U
Aroclor 1262	ug/kg	NE	NE	NE	NE	< 205 U	< 23900 U	< 21.2 U	< 23.7 U	< 22.9 U	< 21.3 U	< 21.0 U	< 22.9 U	< 22.7 U	< 22.4 U	< 21.0 U	< 21.7 U	NS	< 34.4 U
Total PCB Aroclors	ug/kg	**NE**	NE	NE	**1000**	**8140**	**967000**	**813**	**636**	< 22.9 U	**270**	< 21.0 U	**2350**	**1680**	< 22.4 U	< 21.0 U	< 21.7 U	NS	< 34.4 U
PCBs-SPLP																			
Aroclor 1242	ug/l	NE	NE	NE	NE	NS	NS	NS	NS	NS	NS	NS	NS	NS	NS	NS	NS	NS	NS
Aroclor 1248	ug/l	NE	NE	NE	NE	NS	NS	NS	NS	NS	NS	NS	NS	NS	NS	NS	NS	NS	NS
Aroclor 1260	ug/l	NE	NE	NE	NE	NS	NS	NS	NS	NS	NS	NS	NS	NS	NS	NS	NS	NS	NS
Total PCB Aroclors	ug/l	**0.5**	**5**	NE	NE	NS	NS	NS	NS	NS	NS	NS	NS	NS	NS	NS	NS	NS	NS
Pesticides																			
4,4-DDD (p,p)	ug/kg	NE	NE	NE	NE	NS	NS	NS	< 9.40 U	NS	NS	NS	NS	NS	NS	NS	NS	NS	NS
4,4-DDE (p,p)	ug/kg	NE	NE	NE	NE	NS	NS	NS	**7.36**	NS	NS	NS	NS	NS	NS	NS	NS	NS	NS
4,4-DDT (p,p)	ug/kg	NE	NE	NE	1800	NS	NS	NS	< 9.40 U	NS	NS	NS	NS	NS	NS	NS	NS	NS	NS
alpha-Chlordane	ug/kg	NE	NE	NE	NE	NS	NS	NS	**8.17 J**	NS	NS	NS	NS	NS	NS	NS	NS	NS	NS
Chlordane	ug/kg	NE	NE	NE	**490**	NS	NS	NS	**69.9**	NS	NS	NS	NS	NS	NS	NS	NS	NS	NS
Endrin	ug/kg	NE	NE	NE	20000	NS	NS	NS	< 9.40 U	NS	NS	NS	NS	NS	NS	NS	NS	NS	NS
gamma-Chlordane	ug/kg	NE	NE	NE	NE	NS	NS	NS	**7.29**	NS	NS	NS	NS	NS	NS	NS	NS	NS	NS
Methoxychlor	ug/kg	800	8000	NE	340000	NS	NS	NS	< 9.40 U	NS	NS	NS	NS	NS	NS	NS	NS	NS	NS
Total DDx	ug/kg	***3***	***20***	NE	1800	NS	NS	NS	**7.36**	NS	NS	NS	NS	NS	NS	NS	NS	NS	NS
Pesticides-SPLP																			
Chlordane	ug/l	NE	NE	**3**	NE	NS	NS	NS	NS	NS	NS	NS	NS	NS	NS	NS	NS	NS	NS
Herbicides																			
Total Herbicides	ug/kg	NE	NE	NE	NE	NS	NS	NS	NS	NS	NS	NS	NS	NS	NS	NS	NS	NS	NS

Notes:
This is a summary table. Only detected analytes are shown.
<0.010 = Not detected above the laboratory reporting limit
Bold = Detected above reporting limit
Yellow highlighted cells exceed the 2013 GA PMC
Green highlighted cells exceed the 2013 GB PMC
Blue highlighted cells exceed the 2013 RES DEC
RES DEC = Residential Direct Exposure Criteria
GA PMC = Pollutant Mobility Criteria for GA classified groundwater areas
GB PMC = Pollutant Mobility Criteria for GB classified groundwater areas
GWPC = Groundwater Protection Criteria
Italicized criteria indicate that criteria value is from CTDEEP Recommended Criteria Values for Common Additional Polluting Substances and Alternative Criteria Requests (September 2018)
NE = Criteria has not been established
NS = Not sampled for this constituent
ug/kg = micrograms per kilogram
ug/l = micrograms per liter
mg/kg = milligrams per kilogram
U = The analyte was not detected above the detection limit
J+ = Result may be biased high
J-= Result may be biased low
J = Result is considered estimated
UJ = The analyte was not detected at a level greater than or equal to the adjusted DL. However, the reported adjusted DL is approximate and may be inaccurate or imprecise.

Table 2
AOC 1 Non-PCB Soil Analytical Data
EC Application

Location ID Depth Interval Sample ID Sample Date SDG	Unit	2013 GA PMC	2013 GB PMC	GWPC x 10	2013 RES DEC	AB19-SB71 2 - 3 ft AB19-SB71 2-3 8/10/2011 SB33209	AB19-SB71 3 - 4 ft AB19-SB71 3-4 8/10/2011 SB33209	AB19-SB71 4 - 4.4 ft AB19-SB71 4-4.4 8/10/2011 SB33209	AB19-SB71 5 - 6 ft AB19-SB71 5-6 8/10/2011 SB33209	AB19-SB71 6 - 7 ft AB19-SB71 6-7 8/10/2011 SB33209	AB19-SB71 7 - 8 ft AB19-SB71 7-8 8/10/2011 SB33209	AB19-SB71 8 - 8.5 ft AB19-SB71 8-8.5 8/10/2011 SB33209	AB20-SB72 0 - 1 ft AB20-SB72 0-1 8/10/2011 SB33209	AB20-SB72 1 - 2 ft AB20-SB72 1-2 8/10/2011 SB33209	AB20-SB72 10 - 11 ft AB20-SB72 10-11 8/10/2011 SB33209	AB20-SB72 12 - 13 ft AB20-SB72 12-13 8/10/2011 SB33209	AB20-SB72 2 - 3 ft AB20-SB72 2-3 8/10/2011 SB33209	AB20-SB72 3 - 4 ft AB20-SB72 3-4 8/10/2011 SB33209	AB20-SB72 5 - 6 ft AB20-SB72 5-6 8/10/2011 SB33209
CTETPH																			
Aliphatic Hydrocarbons (ETPH) C9-C36	mg/kg	**500**	**2500**	NE	**500**	**156**	NS	NS	NS	NS	NS	**203**	NS	NS	< 61.9 U	NS	**107**	**63.2**	NS
Total Petroleum Hydrocarbons	mg/kg	**500**	**2500**	NE	**500**	**156**	NS	NS	NS	NS	NS	**203**	NS	NS	< 61.9 U	NS	**107**	**63.2**	NS
Unidentified	mg/kg	NE	NE	NE	NE	**156**	NS	NS	NS	NS	NS	**203**	NS	NS	< 61.9 U	NS	**107**	**63.2**	NS
CTETPH-SPLP																			
Aliphatic Hydrocarbons (ETPH) C9-C36	mg/l	NE	NE	2.5	NE	NS	NS	NS	NS	NS	NS	NS	NS	NS	NS	NS	NS	NS	NS
Total Petroleum Hydrocarbons	mg/l	NE	NE	NE	NE	NS	NS	NS	NS	NS	NS	NS	NS	NS	NS	NS	NS	NS	NS
Unidentified	mg/l	NE	NE	NE	NE	NS	NS	NS	NS	NS	NS	NS	NS	NS	NS	NS	NS	NS	NS
VOCs																			
1,1,1-Trichloroethane	ug/kg	4000	40000	NE	500000	NS	NS	NS	NS	NS	NS	NS	NS	NS	NS	NS	NS	NS	NS
1,1-Dichloroethane	ug/kg	**1400**	14000	NE	500000	NS	NS	NS	NS	NS	NS	NS	NS	NS	NS	NS	NS	NS	NS
1,2,4-Trichlorobenzene	ug/kg	NE	NE	NE	21000	NS	NS	NS	NS	NS	NS	NS	NS	NS	NS	NS	NS	NS	NS
1,2,4-Trimethylbenzene	ug/kg	NE	NE	NE	500000	NS	NS	NS	NS	NS	NS	NS	NS	NS	NS	NS	NS	NS	NS
1,2-Dichlorobenzene	ug/kg	3100	3100	NE	500000	NS	NS	NS	NS	NS	NS	NS	NS	NS	NS	NS	NS	NS	NS
1,2-Dichloroethane	ug/kg	**20**	200	NE	6700	NS	NS	NS	NS	NS	NS	NS	NS	NS	NS	NS	NS	NS	NS
1,3,5-Trimethylbenzene	ug/kg	NE	NE	NE	500000	NS	NS	NS	NS	NS	NS	NS	NS	NS	NS	NS	NS	NS	NS
1,3-Dichlorobenzene	ug/kg	12000	120000	NE	500000	NS	NS	NS	NS	NS	NS	NS	NS	NS	NS	NS	NS	NS	NS
1,4-Dichlorobenzene	ug/kg	1500	15000	NE	26000	NS	NS	NS	NS	NS	NS	NS	NS	NS	NS	NS	NS	NS	NS
2-Butanone (MEK)	ug/kg	8000	80000	NE	500000	NS	NS	NS	NS	NS	NS	NS	NS	NS	NS	NS	NS	NS	NS
Acetone	ug/kg	14000	140000	NE	500000	NS	NS	NS	NS	NS	NS	NS	NS	NS	NS	NS	NS	NS	NS
Benzene	ug/kg	**20**	**200**	NE	21000	NS	NS	NS	NS	NS	NS	NS	NS	NS	NS	NS	NS	NS	NS
Chlorobenzene	ug/kg	2000	20000	NE	500000	NS	NS	NS	NS	NS	NS	NS	NS	NS	NS	NS	NS	NS	NS
Chloroethane	ug/kg	NE	NE	NE	130000	NS	NS	NS	NS	NS	NS	NS	NS	NS	NS	NS	NS	NS	NS
cis-1,2-Dichloroethylene	ug/kg	**1400**	**14000**	NE	500000	NS	NS	NS	NS	NS	NS	NS	NS	NS	NS	NS	NS	NS	NS
Ethyl ether	ug/kg	NE	NE	NE	NE	NS	NS	NS	NS	NS	NS	NS	NS	NS	NS	NS	NS	NS	NS
Ethylbenzene	ug/kg	**10100**	**10100**	NE	500000	NS	NS	NS	NS	NS	NS	NS	NS	NS	NS	NS	NS	NS	NS
Isopropylbenzene	ug/kg	NE	NE	NE	500000	NS	NS	NS	NS	NS	NS	NS	NS	NS	NS	NS	NS	NS	NS
m,p-Xylenes	ug/kg	NE	**19500**	NE	NE	NS	NS	NS	NS	NS	NS	NS	NS	NS	NS	NS	NS	NS	NS
Methyl Isobutyl Ketone	ug/kg	7000	14000	NE	500000	NS	NS	NS	NS	NS	NS	NS	NS	NS	NS	NS	NS	NS	NS
Naphthalene	ug/kg	**5600**	56000	NE	1000000	NS	NS	NS	NS	NS	NS	NS	NS	NS	NS	NS	NS	NS	NS
n-Butylbenzene	ug/kg	NE	NE	NE	500000	NS	NS	NS	NS	NS	NS	NS	NS	NS	NS	NS	NS	NS	NS
n-Propylbenzene	ug/kg	NE	NE	NE	500000	NS	NS	NS	NS	NS	NS	NS	NS	NS	NS	NS	NS	NS	NS
o-Xylene	ug/kg	NE	**19500**	NE	NE	NS	NS	NS	NS	NS	NS	NS	NS	NS	NS	NS	NS	NS	NS
p-Isopropyltoluene	ug/kg	NE	NE	NE	500000	NS	NS	NS	NS	NS	NS	NS	NS	NS	NS	NS	NS	NS	NS
sec-Butylbenzene	ug/kg	NE	NE	NE	500000	NS	NS	NS	NS	NS	NS	NS	NS	NS	NS	NS	NS	NS	NS
Styrene	ug/kg	2000	20000	NE	500000	NS	NS	NS	NS	NS	NS	NS	NS	NS	NS	NS	NS	NS	NS
tert-butylbenzene	ug/kg	NE	NE	NE	500000	NS	NS	NS	NS	NS	NS	NS	NS	NS	NS	NS	NS	NS	NS
Tetrachloroethylene	ug/kg	**100**	1000	NE	12000	NS	NS	NS	NS	NS	NS	NS	NS	NS	NS	NS	NS	NS	NS
Toluene	ug/kg	20000	67000	NE	500000	NS	NS	NS	NS	NS	NS	NS	NS	NS	NS	NS	NS	NS	NS
Total Xylenes	ug/kg	**19500**	**19500**	NE	NE	NS	NS	NS	NS	NS	NS	NS	NS	NS	NS	NS	NS	NS	NS
trans-1,2-Dichloroethylene	ug/kg	**2000**	20000	NE	500000	NS	NS	NS	NS	NS	NS	NS	NS	NS	NS	NS	NS	NS	NS
Trichloroethene	ug/kg	**100**	**1000**	NE	56000	NS	NS	NS	NS	NS	NS	NS	NS	NS	NS	NS	NS	NS	NS
Vinyl chloride	ug/kg	**40**	**400**	NE	**320**	NS	NS	NS	NS	NS	NS	NS	NS	NS	NS	NS	NS	NS	NS
VOCs-SPLP																			
Total VOC-SPLP	ug/l	NE	NE	NE	NE	NS	NS	NS	NS	NS	NS	NS	NS	NS	NS	NS	NS	NS	NS
SVOC-SIMs																			
Benzo(a)pyrene	ug/kg	1000	1000	NE	1000	NS	NS	NS	NS	NS	NS	NS	NS	NS	NS	NS	NS	NS	NS
Benzo(b)fluoranthene	ug/kg	1000	1000	NE	1000	NS	NS	NS	NS	NS	NS	NS	NS	NS	NS	NS	NS	NS	NS
Fluoranthene	ug/kg	5600	56000	NE	1000000	NS	NS	NS	NS	NS	NS	NS	NS	NS	NS	NS	NS	NS	NS
Pyrene	ug/kg	4000	40000	NE	1000000	NS	NS	NS	NS	NS	NS	NS	NS	NS	NS	NS	NS	NS	NS
SVOCs																			
1-Methylnaphthalene	ug/kg	*200*	*1000*	NE	*21000*	< 743 U	NS	NS	NS	NS	NS	< 1290 U	NS	NS	NS	NS	< 397 U	NS	NS
2-Methylnaphthalene	ug/kg	*560*	*5600*	NE	*270000*	< 743 U	NS	NS	NS	NS	NS	< 1290 U	NS	NS	NS	NS	< 397 U	NS	NS
Acenaphthene	ug/kg	*8400*	*84000*	NE	*1000000*	< 743 U	NS	NS	NS	NS	NS	< 1290 U	NS	NS	NS	NS	< 397 U	NS	NS
Acenaphthylene	ug/kg	8400	84000	NE	1000000	< 743 U	NS	NS	NS	NS	NS	< 1290 U	NS	NS	NS	NS	< 397 U	NS	NS
Anthracene	ug/kg	40000	400000	NE	1000000	< 743 U	NS	NS	NS	NS	NS	< 1290 U	NS	NS	NS	NS	< 397 U	NS	NS
Benzo(a)anthracene	ug/kg	**1000**	**1000**	NE	**1000**	< 743 U	NS	NS	NS	NS	NS	< 1290 U	NS	NS	NS	NS	< 397 U	NS	NS
Benzo(a)pyrene	ug/kg	**1000**	**1000**	NE	**1000**	< 743 U	NS	NS	NS	NS	NS	< 1290 U	NS	NS	NS	NS	< 397 U	NS	NS
Benzo(b)fluoranthene	ug/kg	**1000**	**1000**	NE	**1000**	< 743 U	NS	NS	NS	NS	NS	< 1290 U	NS	NS	NS	NS	< 397 U	NS	NS
Benzo(g,h,i)perylene	ug/kg	*1000*	*1000*	NE	*8400*	< 743 U	NS	NS	NS	NS	NS	< 1290 U	NS	NS	NS	NS	< 397 U	NS	NS
Benzo(k)fluoranthene	ug/kg	**1000**	**1000**	NE	**8400**	< 743 U	NS	NS	NS	NS	NS	< 1290 U	NS	NS	NS	NS	< 397 U	NS	NS
Bis(2-ethylhexyl)phthalate	ug/kg	**1000**	11000	NE	44000	NS	NS	NS	NS	NS	NS	NS	NS	NS	NS	NS	NS	NS	NS
Chrysene	ug/kg	*1000*	*1000*	NE	*84000*	< 743 U	NS	NS	NS	NS	NS	< 1290 U	NS	NS	NS	NS	< 397 U	NS	NS
Dibenzo(a,h)anthracene	ug/kg	*1000*	*1000*	NE	***1000***	< 743 U	NS	NS	NS	NS	NS	< 1290 U	NS	NS	NS	NS	< 397 U	NS	NS
Fluoranthene	ug/kg	**5600**	56000	NE	1000000	< 743 U	NS	NS	NS	NS	NS	< 1290 U	NS	NS	NS	NS	< 397 U	NS	NS
Fluorene	ug/kg	**5600**	56000	NE	1000000	< 743 U	NS	NS	NS	NS	NS	< 1290 U	NS	NS	NS	NS	< 397 U	NS	NS
Indeno(1,2,3-cd)pyrene	ug/kg	*1000*	*1000*	NE	***1000***	< 743 U	NS	NS	NS	NS	NS	< 1290 U	NS	NS	NS	NS	< 397 U	NS	NS
Naphthalene	ug/kg	**5600**	56000	NE	1000000	< 743 U	NS	NS	NS	NS	NS	< 1290 U	NS	NS	NS	NS	< 397 U	NS	NS
Phenanthrene	ug/kg	**4000**	40000	NE	1000000	< 743 U	NS	NS	NS	NS	NS	< 1290 U	NS	NS	NS	NS	< 397 U	NS	NS
Pyrene	ug/kg	**4000**	40000	NE	1000000	< 743 U	NS	NS	NS	NS	NS	< 1290 U	NS	NS	NS	NS	< 397 U	NS	NS
SVOCs-SPLP																			
1-Methylnaphthalene	ug/l	NE	NE	*50*	NE	NS	NS	NS	NS	NS	NS	NS	NS	NS	NS	NS	NS	NS	NS
2-Methylnaphthalene	ug/l	NE	NE	*280*	NE	NS	NS	NS	NS	NS	NS	NS	NS	NS	NS	NS	NS	NS	NS
Acenaphthene	ug/l	NE	NE	*4200*	NE	NS	NS	NS	NS	NS	NS	NS	NS	NS	NS	NS	NS	NS	NS
Anthracene	ug/l	NE	NE	20000	NE	NS	NS	NS	NS	NS	NS	NS	NS	NS	NS	NS	NS	NS	NS
Benzo(a)anthracene	ug/l	NE	NE	0.6	NE	NS	NS	NS	NS	NS	NS	NS	NS	NS	NS	NS	NS	NS	NS
Fluoranthene	ug/l	NE	NE	2800	NE	NS	NS	NS	NS	NS	NS	NS	NS	NS	NS	NS	NS	NS	NS
Fluorene	ug/l	NE	NE	2800	NE	NS	NS	NS	NS	NS	NS	NS	NS	NS	NS	NS	NS	NS	NS
Naphthalene	ug/l	NE	NE	2800	NE	NS	NS	NS	NS	NS	NS	NS	NS	NS	NS	NS	NS	NS	NS
Phenanthrene	ug/l	NE	NE	2000	NE	NS	NS	NS	NS	NS	NS	NS	NS	NS	NS	NS	NS	NS	NS
Pyrene	ug/l	NE	NE	2000	NE	NS	NS	NS	NS	NS	NS	NS	NS	NS	NS	NS	NS	NS	NS

Table 2
AOC 1 Non-PCB Soil Analytical Data
EC Application

Greenwich High School
10 Hillside Road
Greenwich, CT

Location ID Depth Interval Sample ID Sample Date SDG	Unit	2013 GA PMC	2013 GB PMC	GWPC x 10	2013 RES DEC	AB19-SB71 2 - 3 ft AB19-SB71 2-3 8/10/2011 SB33209	AB19-SB71 3 - 4 ft AB19-SB71 3-4 8/10/2011 SB33209	AB19-SB71 4 - 4.4 ft AB19-SB71 4-4.4 8/10/2011 SB33209	AB19-SB71 5 - 6 ft AB19-SB71 5-6 8/10/2011 SB33209	AB19-SB71 6 - 7 ft AB19-SB71 6-7 8/10/2011 SB33209	AB19-SB71 7 - 8 ft AB19-SB71 7-8 8/10/2011 SB33209	AB19-SB71 8 - 8.5 ft AB19-SB71 8-8.5 8/10/2011 SB33209	AB20-SB72 0 - 1 ft AB20-SB72 0-1 8/10/2011 SB33209	AB20-SB72 1 - 2 ft AB20-SB72 1-2 8/10/2011 SB33209	AB20-SB72 10 - 11 ft AB20-SB72 10-11 8/10/2011 SB33209	AB20-SB72 12 - 13 ft AB20-SB72 12-13 8/10/2011 SB33209	AB20-SB72 2 - 3 ft AB20-SB72 2-3 8/10/2011 SB33209	AB20-SB72 3 - 4 ft AB20-SB72 3-4 8/10/2011 SB33209	AB20-SB72 5 - 6 ft AB20-SB72 5-6 8/10/2011 SB33209
Metals																			
Antimony	mg/kg	NE	NE	NE	**27**	NS	NS	NS	NS	NS	NS	NS	NS	NS	NS	NS	NS	NS	NS
Arsenic	mg/kg	NE	NE	NE	**10**	**4.89**	NS	NS	**3.91**	NS	NS	**27.7**	NS	NS	NS	NS	**4.54**	NS	NS
Barium	mg/kg	NE	NE	NE	4700	NS	NS	NS	NS	NS	NS	NS	NS	NS	NS	NS	NS	NS	NS
Beryllium	mg/kg	NE	NE	NE	**2**	NS	NS	NS	NS	NS	NS	NS	NS	NS	NS	NS	NS	NS	NS
Cadmium	mg/kg	NE	NE	NE	**34**	**0.758**	NS	NS	NS	NS	NS	**1.40**	NS	NS	NS	NS	**0.548**	NS	NS
Chromium	mg/kg	NE	NE	NE	NE	**27.8**	NS	NS	NS	NS	NS	**36.5**	NS	NS	NS	NS	**23.9**	NS	NS
Copper	mg/kg	NE	NE	NE	**2500**	NS	NS	NS	NS	NS	NS	NS	NS	NS	NS	NS	NS	NS	NS
Lead	mg/kg	NE	NE	NE	**400**	**110**	NS	NS	**85.3**	NS	NS	**212**	NS	NS	NS	NS	**31.1**	NS	NS
Mercury	mg/kg	NE	NE	NE	20	**0.0578**	NS	NS	NS	NS	NS	**0.215**	NS	NS	NS	NS	**0.0355**	NS	NS
Nickel	mg/kg	NE	NE	NE	**1400**	NS	NS	NS	NS	NS	NS	NS	NS	NS	NS	NS	NS	NS	NS
Selenium	mg/kg	NE	NE	NE	340	NS	NS	NS	NS	NS	NS	NS	NS	NS	NS	NS	NS	NS	NS
Silver	mg/kg	NE	NE	NE	340	NS	NS	NS	NS	NS	NS	NS	NS	NS	NS	NS	NS	NS	NS
Thallium	mg/kg	NE	NE	NE	**5.4**	NS	NS	NS	NS	NS	NS	NS	NS	NS	NS	NS	NS	NS	NS
Vanadium	mg/kg	NE	NE	NE	**470**	NS	NS	NS	NS	NS	NS	NS	NS	NS	NS	NS	NS	NS	NS
Zinc	mg/kg	NE	NE	NE	**20000**	NS	NS	NS	NS	NS	NS	NS	NS	NS	NS	NS	NS	NS	NS
Metals-SPLP																			
Antimony	ug/l	**6**	60	NE	NE	NS	NS	NS	NS	NS	NS	NS	NS	NS	NS	NS	NS	NS	NS
Arsenic	ug/l	50	500	NE	NE	NS	NS	NS	NS	NS	NS	NS	NS	NS	NS	NS	NS	NS	NS
Barium	ug/l	1000	10000	NE	NE	NS	NS	NS	NS	NS	NS	NS	NS	NS	NS	NS	NS	NS	NS
Cadmium	ug/l	**5**	**50**	NE	NE	NS	NS	NS	NS	NS	NS	NS	NS	NS	NS	NS	NS	NS	NS
Chromium	ug/l	50	500	NE	NE	NS	NS	NS	NS	NS	NS	NS	NS	NS	NS	NS	NS	NS	NS
Copper	ug/l	1300	13000	NE	NE	NS	NS	NS	NS	NS	NS	NS	NS	NS	NS	NS	NS	NS	NS
Lead	ug/l	**15**	**150**	NE	NE	NS	NS	NS	NS	NS	NS	NS	NS	NS	NS	NS	NS	NS	NS
Nickel	ug/l	100	1000	NE	NE	NS	NS	NS	NS	NS	NS	NS	NS	NS	NS	NS	NS	NS	NS
Vanadium	ug/l	50	500	NE	NE	NS	NS	NS	NS	NS	NS	NS	NS	NS	NS	NS	NS	NS	NS
Zinc	ug/l	5000	50000	NE	NE	NS	NS	NS	NS	NS	NS	NS	NS	NS	NS	NS	NS	NS	NS
Cyanide																			
Cyanide	mg/kg	NE	NE	NE	1400	NS	NS	NS	NS	NS	NS	NS	NS	NS	NS	NS	NS	NS	NS
PCBs																			
Aroclor 1242	ug/kg	NE	NE	NE	NE	< 22.4 U	< 22.8 U	< 23.0 U	< 20.7 U	< 20.3 U	< 21.2 U	NS	< 20.9 U	< 21.3 U	NS	< 26.2 U	< 24.0 U	< 21.8 U	< 20.4 U
Aroclor 1248	ug/kg	NE	NE	NE	NE	**566**	**9270**	< 23.0 U	**2150**	< 20.3 U	< 21.2 U	NS	< 20.9 U	**222**	NS	< 26.2 U	< 24.0 U	**889 J**	< 20.4 U
Aroclor 1254	ug/kg	NE	NE	NE	NE	< 22.4 U	< 22.8 U	< 23.0 U	< 20.7 U	< 20.3 U	< 21.2 U	NS	< 20.9 U	< 21.3 U	NS	< 26.2 U	< 24.0 U	< 21.8 U	< 20.4 U
Aroclor 1260	ug/kg	NE	NE	NE	NE	< 22.4 U	**221**	< 23.0 U	**38.4**	< 20.3 U	< 21.2 U	NS	< 20.9 U	< 21.3 U	NS	< 26.2 U	**87.5**	**29.4**	< 20.4 U
Aroclor 1262	ug/kg	NE	NE	NE	NE	< 22.4 U	< 22.8 U	< 23.0 U	< 20.7 U	< 20.3 U	< 21.2 U	NS	< 20.9 U	< 21.3 U	NS	< 26.2 U	< 24.0 U	< 21.8 U	< 20.4 U
Total PCB Aroclors	ug/kg	**NE**	NE	NE	**1000**	**566**	**9491**	< 23.0 U	**2190**	< 20.3 U	< 21.2 U	NS	< 20.9 U	**222**	NS	< 26.2 U	**87.5**	**918**	< 20.4 U
PCBs-SPLP																			
Aroclor 1242	ug/l	NE	NE	NE	NE	NS	NS	NS	NS	NS	NS	NS	NS	NS	NS	NS	NS	NS	NS
Aroclor 1248	ug/l	NE	NE	NE	NE	NS	NS	NS	NS	NS	NS	NS	NS	NS	NS	NS	NS	NS	NS
Aroclor 1260	ug/l	NE	NE	NE	NE	NS	NS	NS	NS	NS	NS	NS	NS	NS	NS	NS	NS	NS	NS
Total PCB Aroclors	ug/l	**0.5**	**5**	NE	NE	NS	NS	NS	NS	NS	NS	NS	NS	NS	NS	NS	NS	NS	NS
Pesticides																			
4,4-DDD (p,p)	ug/kg	NE	NE	NE	NE	**9.19**	NS	NS	**19.0**	NS	NS	**36.2**	NS	NS	NS	NS	NS	NS	NS
4,4-DDE (p,p)	ug/kg	NE	NE	NE	NE	**7.94**	NS	NS	< 5.58 U	NS	NS	**46.6**	NS	NS	NS	NS	NS	NS	NS
4,4-DDT (p,p)	ug/kg	NE	NE	NE	1800	< 8.95 U	NS	NS	< 8.93 U	NS	NS	< 15.6 U	NS	NS	NS	NS	NS	NS	NS
alpha-Chlordane	ug/kg	NE	NE	NE	NE	**12.5 J**	NS	NS	**27.7 J**	NS	NS	< 9.77 U	NS	NS	NS	NS	NS	NS	NS
Chlordane	ug/kg	NE	NE	NE	**490**	**126**	NS	NS	**4170**	NS	NS	< 39.1 U	NS	NS	NS	NS	NS	NS	NS
Endrin	ug/kg	NE	NE	NE	20000	< 8.95 U	NS	NS	< 8.93 U	NS	NS	< 15.6 U	NS	NS	NS	NS	NS	NS	NS
gamma-Chlordane	ug/kg	NE	NE	NE	NE	**24.5 J**	NS	NS	**27.0 J**	NS	NS	< 9.77 U	NS	NS	NS	NS	NS	NS	NS
Methoxychlor	ug/kg	800	8000	NE	340000	< 8.95 U	NS	NS	< 8.93 U	NS	NS	< 15.6 U	NS	NS	NS	NS	NS	NS	NS
Total DDx	ug/kg	***3***	***20***	NE	1800	**17.13**	NS	NS	**19**	NS	NS	**82.8**	NS	NS	NS	NS	NS	NS	NS
Pesticides-SPLP																			
Chlordane	ug/l	NE	NE	**3**	NE	NS	NS	NS	NS	NS	NS	NS	NS	NS	NS	NS	NS	NS	NS
Herbicides																			
Total Herbicides	ug/kg	NE	NE	NE	NE	NS	NS	NS	NS	NS	NS	NS	NS	NS	NS	NS	NS	NS	NS

Notes:
This is a summary table. Only detected analytes are shown.
<0.010 = Not detected above the laboratory reporting limit
Bold = Detected above reporting limit
Yellow highlighted cells exceed the 2013 GA PMC
Green highlighted cells exceed the 2013 GB PMC
Blue highlighted cells exceed the 2013 RES DEC
RES DEC = Residential Direct Exposure Criteria
GA PMC = Pollutant Mobility Criteria for GA classified groundwater areas
GB PMC = Pollutant Mobility Criteria for GB classified groundwater areas
GWPC = Groundwater Protection Criteria
Italicized criteria indicate that criteria value is from CTDEEP Recommended Criteria Values for Common Additional Polluting Substances and Alternative Criteria Requests (September 2018)
NE = Criteria has not been established
NS = Not sampled for this constituent
ug/kg = micrograms per kilogram
ug/l = micrograms per liter
mg/kg = milligrams per kilogram
U = The analyte was not detected above the detection limit
J+ = Result may be biased high
J-= Result may be biased low
J = Result is considered estimated
UJ = The analyte was not detected at a level greater than or equal to the adjusted DL. However, the reported adjusted DL is approximate and may be inaccurate or imprecise.

Table 2
AOC 1 Non-PCB Soil Analytical Data
EC Application

Location ID						AB20-SB72	AB8-SS183	AC10-SB474	AC10-SB474	AC10-SB474	AC12-SB466	AC12-SB466	AC13-SB468	AC13-SB468	AC13-SB468	AC14-SB464	AC14-SB464	AC14-SB464	AC15-SB260
Depth Interval						6 - 7 ft	0 - 0.25 ft	4.5 - 5 ft	7 - 8 ft	7 - 8 ft	3.5 - 4 ft	5.5 - 6 ft	13 - 14 ft	4 - 5 ft	7 - 8 ft	4 - 5 ft	8 - 9 ft	8 - 9 ft	0 - 1 ft
Sample ID	Unit	2013 GA PMC	2013 GB PMC	GWPC x 10	2013 RES DEC	AB20-SB72 6-7	AB8 SS183 0-3	0-SB474 (4.5-5)7121	10-SB474 (7-8)7121	10-SB474 (7-8)7121	2-SB466 (3.5-4)711	2-SB466 (5.5-6)711	3-SB468 (13-14)711	13-SB468 (4-5)7111	13-SB468 (7-8)7111	14-SB464 (4-5)7111	14-SB464 (8-9)7111	14-SB464 (8-9)7111	5-SB260 (0-1)-1227
Sample Date						8/10/2011	8/11/2011	7/12/2012	7/12/2012	7/12/2012	7/11/2012	7/11/2012	7/11/2012	7/11/2012	7/11/2012	7/11/2012	7/11/2012	7/11/2012	12/27/2011
SDG						SB33209	SB33302	SB52747	SB52747	SB52747	SB52747	SB52747	SB52747	SB52747	SB52747	SB52651	SB52651	SB52651	SB41712
CTETPH																			
Aliphatic Hydrocarbons (ETPH) C9-C36	mg/kg	**500**	**2500**	NE	**500**	**614**	NS	NS	**455**	**548**	NS	**1010**	NS	NS	**1170 J+**	NS	**1390 J**	**2870 J**	NS
Total Petroleum Hydrocarbons	mg/kg	**500**	**2500**	NE	**500**	**614**	NS	NS	**455**	**548**	NS	**1010**	NS	NS	**1170 J+**	NS	**1390 J**	**2870 J**	NS
Unidentified	mg/kg	NE	NE	NE	NE	**614**	NS	NS	**455**	**548**	NS	**1010**	NS	NS	**1170 J+**	NS	**1390 J**	**2870 J**	NS
CTETPH-SPLP																			
Aliphatic Hydrocarbons (ETPH) C9-C36	mg/l	NE	NE	2.5	NE	NS	NS	NS	NS	NS	NS	NS	NS	NS	NS	NS	NS	NS	NS
Total Petroleum Hydrocarbons	mg/l	NE	NE	NE	NE	NS	NS	NS	NS	NS	NS	NS	NS	NS	NS	NS	NS	NS	NS
Unidentified	mg/l	NE	NE	NE	NE	NS	NS	NS	NS	NS	NS	NS	NS	NS	NS	NS	NS	NS	NS
VOCs																			
1,1,1-Trichloroethane	ug/kg	4000	40000	NE	500000	NS	NS	NS	NS	NS	NS	NS	NS	NS	NS	NS	< 123 U	< 103 U	NS
1,1-Dichloroethane	ug/kg	**1400**	14000	NE	500000	NS	NS	NS	NS	NS	NS	NS	NS	NS	NS	NS	**272 J**	**160 J**	NS
1,2,4-Trichlorobenzene	ug/kg	NE	NE	NE	21000	NS	NS	NS	NS	NS	NS	NS	NS	NS	NS	NS	< 123 UJ	< 103 UJ	NS
1,2,4-Trimethylbenzene	ug/kg	NE	NE	NE	500000	NS	NS	NS	NS	NS	NS	NS	NS	NS	NS	NS	**1520 J**	**678 J**	NS
1,2-Dichlorobenzene	ug/kg	3100	3100	NE	500000	NS	NS	NS	NS	NS	NS	NS	NS	NS	NS	NS	**127**	< 103 U	NS
1,2-Dichloroethane	ug/kg	**20**	200	NE	6700	NS	NS	NS	NS	NS	NS	NS	NS	NS	NS	NS	< 123 U	< 103 U	NS
1,3,5-Trimethylbenzene	ug/kg	NE	NE	NE	500000	NS	NS	NS	NS	NS	NS	NS	NS	NS	NS	NS	**600 J**	**261 J**	NS
1,3-Dichlorobenzene	ug/kg	12000	120000	NE	500000	NS	NS	NS	NS	NS	NS	NS	NS	NS	NS	NS	< 123 U	< 103 U	NS
1,4-Dichlorobenzene	ug/kg	1500	15000	NE	26000	NS	NS	NS	NS	NS	NS	NS	NS	NS	NS	NS	< 123 U	< 103 U	NS
2-Butanone (MEK)	ug/kg	8000	80000	NE	500000	NS	NS	NS	NS	NS	NS	NS	NS	NS	NS	NS	< 1230 U	< 1030 U	NS
Acetone	ug/kg	14000	140000	NE	500000	NS	NS	NS	NS	NS	NS	NS	NS	NS	NS	NS	< 1230 U	< 1030 U	NS
Benzene	ug/kg	**20**	**200**	NE	21000	NS	NS	NS	NS	NS	NS	NS	NS	NS	NS	NS	**171**	**123**	NS
Chlorobenzene	ug/kg	2000	20000	NE	500000	NS	NS	NS	NS	NS	NS	NS	NS	NS	NS	NS	< 123 U	< 103 U	NS
Chloroethane	ug/kg	NE	NE	NE	130000	NS	NS	NS	NS	NS	NS	NS	NS	NS	NS	NS	< 246 U	< 207 U	NS
cis-1,2-Dichloroethylene	ug/kg	**1400**	**14000**	NE	500000	NS	NS	NS	NS	NS	NS	NS	NS	NS	NS	NS	**644**	**464**	NS
Ethyl ether	ug/kg	NE	NE	NE	NE	NS	NS	NS	NS	NS	NS	NS	NS	NS	NS	NS	< 123 U	< 103 U	NS
Ethylbenzene	ug/kg	**10100**	**10100**	NE	500000	NS	NS	NS	NS	NS	NS	NS	NS	NS	NS	NS	**917 J**	**555 J**	NS
Isopropylbenzene	ug/kg	NE	NE	NE	500000	NS	NS	NS	NS	NS	NS	NS	NS	NS	NS	NS	**189 J**	< 103 UJ	NS
m,p-Xylenes	ug/kg	NE	**19500**	NE	NE	NS	NS	NS	NS	NS	NS	NS	NS	NS	NS	NS	**2920 J**	**1550 J**	NS
Methyl Isobutyl Ketone	ug/kg	7000	14000	NE	500000	NS	NS	NS	NS	NS	NS	NS	NS	NS	NS	NS	< 1230 U	< 1030 U	NS
Naphthalene	ug/kg	**5600**	56000	NE	1000000	NS	NS	NS	NS	NS	NS	NS	NS	NS	NS	NS	**1450 J**	**695 J**	NS
n-Butylbenzene	ug/kg	NE	NE	NE	500000	NS	NS	NS	NS	NS	NS	NS	NS	NS	NS	NS	**415 J**	**188 J**	NS
n-Propylbenzene	ug/kg	NE	NE	NE	500000	NS	NS	NS	NS	NS	NS	NS	NS	NS	NS	NS	**375 J**	**214 J**	NS
o-Xylene	ug/kg	NE	**19500**	NE	NE	NS	NS	NS	NS	NS	NS	NS	NS	NS	NS	NS	**681 J**	**375 J**	NS
p-Isopropyltoluene	ug/kg	NE	NE	NE	500000	NS	NS	NS	NS	NS	NS	NS	NS	NS	NS	NS	**311 J**	**186 J**	NS
sec-Butylbenzene	ug/kg	NE	NE	NE	500000	NS	NS	NS	NS	NS	NS	NS	NS	NS	NS	NS	**495 J**	**183 J**	NS
Styrene	ug/kg	2000	20000	NE	500000	NS	NS	NS	NS	NS	NS	NS	NS	NS	NS	NS	< 123 U	< 103 U	NS
tert-butylbenzene	ug/kg	NE	NE	NE	500000	NS	NS	NS	NS	NS	NS	NS	NS	NS	NS	NS	**160**	< 103 U	NS
Tetrachloroethylene	ug/kg	**100**	1000	NE	12000	NS	NS	NS	NS	NS	NS	NS	NS	NS	NS	NS	< 123 U	< 103 U	NS
Toluene	ug/kg	20000	67000	NE	500000	NS	NS	NS	NS	NS	NS	NS	NS	NS	NS	NS	**1450**	**1060**	NS
Total Xylenes	ug/kg	**19500**	**19500**	NE	NE	NS	NS	NS	NS	NS	NS	NS	NS	NS	NS	NS	**3600**	**1930**	NS
trans-1,2-Dichloroethylene	ug/kg	**2000**	20000	NE	500000	NS	NS	NS	NS	NS	NS	NS	NS	NS	NS	NS	**186 J**	< 103 UJ	NS
Trichloroethene	ug/kg	**100**	**1000**	NE	56000	NS	NS	NS	NS	NS	NS	NS	NS	NS	NS	NS	**426**	**275**	NS
Vinyl chloride	ug/kg	**40**	**400**	NE	**320**	NS	NS	NS	NS	NS	NS	NS	NS	NS	NS	NS	< 123 UJ	< 103 UJ	NS
VOCs-SPLP																			
Total VOC-SPLP	ug/l	NE	NE	NE	NE	NS	NS	NS	NS	NS	NS	NS	NS	NS	NS	NS	NS	NS	NS
SVOC-SIMs																			
Benzo(a)pyrene	ug/kg	1000	1000	NE	1000	NS	NS	NS	NS	NS	NS	NS	NS	NS	NS	NS	NS	NS	NS
Benzo(b)fluoranthene	ug/kg	1000	1000	NE	1000	NS	NS	NS	NS	NS	NS	NS	NS	NS	NS	NS	NS	NS	NS
Fluoranthene	ug/kg	5600	56000	NE	1000000	NS	NS	NS	NS	NS	NS	NS	NS	NS	NS	NS	NS	NS	NS
Pyrene	ug/kg	4000	40000	NE	1000000	NS	NS	NS	NS	NS	NS	NS	NS	NS	NS	NS	NS	NS	NS
SVOCs																			
1-Methylnaphthalene	ug/kg	*200*	*1000*	NE	*21000*	< 1020 U	NS	NS	< 1140 U	< 1180 U	NS	< 1090 U	NS	NS	< 1090 U	NS	< 1970 U	< 1920 U	NS
2-Methylnaphthalene	ug/kg	*560*	*5600*	NE	*270000*	< 1020 U	NS	NS	< 1140 U	< 1180 U	NS	**1260**	NS	NS	< 1090 U	NS	< 1970 U	< 1920 U	NS
Acenaphthene	ug/kg	*8400*	*84000*	NE	*1000000*	< 1020 U	NS	NS	< 1140 U	< 1180 U	NS	**2690**	NS	NS	< 1090 U	NS	< 1970 U	< 1920 U	NS
Acenaphthylene	ug/kg	8400	84000	NE	1000000	< 1020 U	NS	NS	< 1140 U	< 1180 U	NS	< 1090 U	NS	NS	< 1090 U	NS	< 1970 U	< 1920 U	NS
Anthracene	ug/kg	40000	400000	NE	1000000	< 1020 U	NS	NS	< 1140 U	< 1180 U	NS	**4140**	NS	NS	< 1090 U	NS	< 1970 U	< 1920 U	NS
Benzo(a)anthracene	ug/kg	**1000**	**1000**	NE	**1000**	< 1020 U	NS	NS	< 1140 U	< 1180 U	NS	**6170**	NS	NS	< 1090 U	NS	**4190 J**	< 1920 UJ	NS
Benzo(a)pyrene	ug/kg	**1000**	**1000**	NE	**1000**	< 1020 U	NS	NS	< 1140 U	< 1180 U	NS	**5540**	NS	NS	< 1090 U	NS	**4530 J**	< 1920 UJ	NS
Benzo(b)fluoranthene	ug/kg	**1000**	**1000**	NE	**1000**	< 1020 U	NS	NS	< 1140 U	< 1180 U	NS	**5100**	NS	NS	< 1090 U	NS	**3670 J**	< 1920 UJ	NS
Benzo(g,h,i)perylene	ug/kg	*1000*	*1000*	NE	*8400*	< 1020 U	NS	NS	< 1140 U	< 1180 U	NS	**3180**	NS	NS	< 1090 U	NS	**3030**	< 1920 U	NS
Benzo(k)fluoranthene	ug/kg	**1000**	**1000**	NE	**8400**	< 1020 U	NS	NS	< 1140 U	< 1180 U	NS	**4510**	NS	NS	< 1090 U	NS	**3750 J**	< 1920 UJ	NS
Bis(2-ethylhexyl)phthalate	ug/kg	**1000**	11000	NE	44000	NS	NS	NS	NS	NS	NS	NS	NS	NS	NS	NS	NS	NS	NS
Chrysene	ug/kg	*1000*	*1000*	NE	*84000*	< 1020 U	NS	NS	< 1140 U	< 1180 U	NS	**5740**	NS	NS	< 1090 U	NS	**3720 J**	< 1920 UJ	NS
Dibenzo(a,h)anthracene	ug/kg	*1000*	*1000*	NE	***1000***	< 1020 U	NS	NS	< 1140 U	< 1180 U	NS	**1210**	NS	NS	< 1090 U	NS	< 1970 U	< 1920 U	NS
Fluoranthene	ug/kg	**5600**	56000	NE	1000000	< 1020 U	NS	NS	**1220**	< 1180 U	NS	**14600**	NS	NS	**1240**	NS	**6670 J**	**3690 J**	NS
Fluorene	ug/kg	**5600**	56000	NE	1000000	< 1020 U	NS	NS	< 1140 U	< 1180 U	NS	**2730**	NS	NS	< 1090 U	NS	< 1970 U	< 1920 U	NS
Indeno(1,2,3-cd)pyrene	ug/kg	*1000*	*1000*	NE	***1000***	< 1020 U	NS	NS	< 1140 U	< 1180 U	NS	**3500**	NS	NS	< 1090 U	NS	**2960**	< 1920 U	NS
Naphthalene	ug/kg	**5600**	56000	NE	1000000	< 1020 U	NS	NS	< 1140 U	< 1180 U	NS	**2570**	NS	NS	< 1090 U	NS	< 1970 U	< 1920 U	NS
Phenanthrene	ug/kg	**4000**	40000	NE	1000000	< 1020 U	NS	NS	< 1140 U	< 1180 U	NS	**13500**	NS	NS	< 1090 U	NS	**3810**	**2880**	NS
Pyrene	ug/kg	**4000**	40000	NE	1000000	< 1020 U	NS	NS	< 1140 U	< 1180 U	NS	**10400**	NS	NS	**1320**	NS	**6360 J**	**3140 J**	NS
SVOCs-SPLP																			
1-Methylnaphthalene	ug/l	NE	NE	*50*	NE	NS	NS	NS	NS	NS	NS	NS	NS	NS	NS	NS	NS	NS	NS
2-Methylnaphthalene	ug/l	NE	NE	*280*	NE	NS	NS	NS	NS	NS	NS	NS	NS	NS	NS	NS	NS	NS	NS
Acenaphthene	ug/l	NE	NE	*4200*	NE	NS	NS	NS	NS	NS	NS	NS	NS	NS	NS	NS	NS	NS	NS
Anthracene	ug/l	NE	NE	20000	NE	NS	NS	NS	NS	NS	NS	NS	NS	NS	NS	NS	NS	NS	NS
Benzo(a)anthracene	ug/l	NE	NE	0.6	NE	NS	NS	NS	NS	NS	NS	NS	NS	NS	NS	NS	NS	NS	NS
Fluoranthene	ug/l	NE	NE	2800	NE	NS	NS	NS	NS	NS	NS	NS	NS	NS	NS	NS	NS	NS	NS
Fluorene	ug/l	NE	NE	2800	NE	NS	NS	NS	NS	NS	NS	NS	NS	NS	NS	NS	NS	NS	NS
Naphthalene	ug/l	NE	NE	2800	NE	NS	NS	NS	NS	NS	NS	NS	NS	NS	NS	NS	NS	NS	NS
Phenanthrene	ug/l	NE	NE	2000	NE	NS	NS	NS	NS	NS	NS	NS	NS	NS	NS	NS	NS	NS	NS
Pyrene	ug/l	NE	NE	2000	NE	NS	NS	NS	NS	NS	NS	NS	NS	NS	NS	NS	NS	NS	NS

Table 2
AOC 1 Non-PCB Soil Analytical Data
EC Application

Location ID						AB20-SB72	AB8-SS183	AC10-SB474	AC10-SB474	AC10-SB474	AC12-SB466	AC12-SB466	AC13-SB468	AC13-SB468	AC13-SB468	AC14-SB464	AC14-SB464	AC14-SB464	AC15-SB260
Depth Interval						6 - 7 ft	0 - 0.25 ft	4.5 - 5 ft	7 - 8 ft	7 - 8 ft	3.5 - 4 ft	5.5 - 6 ft	13 - 14 ft	4 - 5 ft	7 - 8 ft	4 - 5 ft	8 - 9 ft	8 - 9 ft	0 - 1 ft
Sample ID	Unit	2013 GA PMC	2013 GB PMC	GWPC x 10	2013 RES DEC	AB20-SB72 6-7	AB8 SS183 0-3	0-SB474 (4.5-5)7121	10-SB474 (7-8)7121	10-SB474 (7-8)7121	2-SB466 (3.5-4)711	2-SB466 (5.5-6)711	3-SB468 (13-14)711	13-SB468 (4-5)7111	13-SB468 (7-8)7111	14-SB464 (4-5)7111	14-SB464 (8-9)7111	14-SB464 (8-9)7111	5-SB260 (0-1)-1227
Sample Date						8/10/2011	8/11/2011	7/12/2012	7/12/2012	7/12/2012	7/11/2012	7/11/2012	7/11/2012	7/11/2012	7/11/2012	7/11/2012	7/11/2012	7/11/2012	12/27/2011
SDG						SB33209	SB33302	SB52747	SB52747	SB52747	SB52747	SB52747	SB52747	SB52747	SB52747	SB52651	SB52651	SB52651	SB41712
Metals																			
Antimony	mg/kg	NE	NE	NE	**27**	NS	NS	**28.4**	**8.90**	< 6.08 UJ	< 5.90 UJ	**7.25**	< 13.5 UJ	< 5.86 UJ	< 5.90 UJ	< 4.96 UJ	< 28.8 UJ	< 24.8 UJ	NS
Arsenic	mg/kg	NE	NE	NE	**10**	**4.72**	NS	< 18.3 U	**25.5**	**21.6**	**7.00**	**13.6**	< 4.05 U	< 3.51 U	**13.8**	< 1.49 UJ	**5.77 J-**	< 7.45 UJ	NS
Barium	mg/kg	NE	NE	NE	4700	NS	NS	**914**	**1240**	**1160**	**364**	**1110**	**188**	**216**	**605**	**81.1**	**604**	**749**	NS
Beryllium	mg/kg	NE	NE	NE	**2**	NS	NS	< 0.580 U	< 0.684 U	< 0.608 U	< 0.590 U	< 0.609 U	< 1.35 U	**0.630**	< 0.590 U	< 2.48 U	< 0.577 U	< 0.497 U	NS
Cadmium	mg/kg	NE	NE	NE	**34**	< 0.666 U	NS	**6.67**	**8.56**	**6.31**	**2.91**	**9.10**	< 1.35 U	**0.925**	**5.41**	< 0.496 UJ	**4.03 J**	**3.26 J**	NS
Chromium	mg/kg	NE	NE	NE	NE	**27.0**	NS	**57.5**	**73.2**	**121**	**42.2**	**58.9**	**28.1**	**46.9**	**61.0**	**26.0**	**86.8**	**78.9**	NS
Copper	mg/kg	NE	NE	NE	**2500**	NS	NS	**553**	**570**	**567**	**166**	**357**	**14.1**	**45.1**	**312**	**18.4 J**	**1750 J**	**622 J**	NS
Lead	mg/kg	NE	NE	NE	**400**	**41.6**	NS	**2090 J**	**3660 J**	**4550 J**	**676 J**	**2530 J**	**7.13 J**	**73.3 J**	**1150 J**	**17.3 J**	**926 J**	**1080 J**	NS
Mercury	mg/kg	NE	NE	NE	20	**0.0767**	NS	**0.798**	**0.896 J**	**2.60 J**	**0.386**	**1.22**	**0.136**	**0.0485**	**0.527**	**0.0376 J**	**3.15 J**	**0.493 J**	NS
Nickel	mg/kg	NE	NE	NE	**1400**	NS	NS	**80.1 J**	**97.0 J**	**44.0 J**	**33.6 J**	**44.0 J**	**11.6 J**	**26.8 J**	**100 J**	**15.2**	**74.0**	**61.1**	NS
Selenium	mg/kg	NE	NE	NE	340	NS	NS	< 8.70 U	< 2.05 U	< 1.82 U	< 1.77 U	< 1.83 U	< 4.05 U	< 1.76 U	< 1.77 U	< 1.49 UJ	< 1.73 UJ	< 1.59 UJ	NS
Silver	mg/kg	NE	NE	NE	340	NS	NS	< 8.70 U	< 2.05 U	< 1.82 U	< 1.77 U	< 9.13 U	< 4.05 U	< 1.76 U	< 1.77 U	< 1.49 U	< 1.79 U	< 7.45 U	NS
Thallium	mg/kg	NE	NE	NE	**5.4**	NS	NS	< 3.48 U	< 4.10 U	< 3.65 U	< 3.54 U	< 3.65 U	< 8.11 U	< 3.51 U	< 3.54 U	< 2.98 U	< 17.3 U	< 14.9 U	NS
Vanadium	mg/kg	NE	NE	NE	**470**	NS	NS	**85.1**	**485 J**	**92.9 J**	**42.3**	**78.6**	**18.9**	**41.3**	**272**	**27.6**	**66.6**	**61.5**	NS
Zinc	mg/kg	NE	NE	NE	**20000**	NS	NS	**1970**	**3050 J**	**308 J**	**1040**	**3400**	< 10.8 UJ	**105**	**1290**	**60.3 J**	**2130 J**	**1360 J**	NS
Metals-SPLP																			
Antimony	ug/l	**6**	60	NE	NE	NS	NS	NS	NS	NS	NS	NS	NS	NS	NS	NS	NS	NS	NS
Arsenic	ug/l	50	500	NE	NE	NS	NS	NS	NS	NS	NS	NS	NS	NS	NS	NS	NS	NS	NS
Barium	ug/l	1000	10000	NE	NE	NS	NS	NS	NS	NS	NS	NS	NS	NS	NS	NS	NS	NS	NS
Cadmium	ug/l	**5**	**50**	NE	NE	NS	NS	NS	NS	NS	NS	NS	NS	NS	NS	NS	NS	NS	NS
Chromium	ug/l	50	500	NE	NE	NS	NS	NS	NS	NS	NS	NS	NS	NS	NS	NS	NS	NS	NS
Copper	ug/l	1300	13000	NE	NE	NS	NS	NS	NS	NS	NS	NS	NS	NS	NS	NS	NS	NS	NS
Lead	ug/l	**15**	**150**	NE	NE	NS	NS	NS	NS	NS	NS	NS	NS	NS	NS	NS	NS	NS	NS
Nickel	ug/l	100	1000	NE	NE	NS	NS	NS	NS	NS	NS	NS	NS	NS	NS	NS	NS	NS	NS
Vanadium	ug/l	50	500	NE	NE	NS	NS	NS	NS	NS	NS	NS	NS	NS	NS	NS	NS	NS	NS
Zinc	ug/l	5000	50000	NE	NE	NS	NS	NS	NS	NS	NS	NS	NS	NS	NS	NS	NS	NS	NS
Cyanide																			
Cyanide	mg/kg	NE	NE	NE	1400	NS	NS	NS	NS	NS	NS	NS	NS	NS	NS	NS	NS	NS	NS
PCBs																			
Aroclor 1242	ug/kg	NE	NE	NE	NE	< 29.8 U	< 23.2 U	< 2180 U	< 2640 U	< 2690 U	< 2350 U	**23400**	**488**	< 23.3 U	**562000**	< 20.9 U	**127000 J**	**741000 J**	NS
Aroclor 1248	ug/kg	NE	NE	NE	NE	< 29.8 U	**6650**	**52800**	**21800**	**24500**	**158000**	< 259 U	< 55.8 U	**3560**	< 25700 U	**3220**	< 23200 U	< 21200 U	NS
Aroclor 1254	ug/kg	NE	NE	NE	NE	< 29.8 U	< 23.2 U	< 2180 U	< 2640 U	< 2690 U	< 2350 U	< 259 U	< 55.8 U	< 23.3 U	< 25700 U	< 20.9 U	< 23200 U	< 21200 U	NS
Aroclor 1260	ug/kg	NE	NE	NE	NE	< 29.8 U	**153**	< 2180 U	< 2640 U	< 2690 U	**3290**	**569**	< 55.8 U	**88.5**	< 25700 U	**67.8**	< 23200 U	< 21200 U	NS
Aroclor 1262	ug/kg	NE	NE	NE	NE	< 29.8 U	< 23.2 U	< 2180 U	< 2640 U	< 2690 U	< 2350 U	< 259 U	< 55.8 U	< 23.3 U	< 25700 U	< 20.9 U	< 23200 U	< 21200 U	NS
Total PCB Aroclors	ug/kg	**NE**	NE	NE	**1000**	< 29.8 U	**6803**	**52800**	**21800**	**24500**	**161290**	**23969**	**488**	**3648.5**	**562000**	**3290**	**127000**	**741000**	NS
PCBs-SPLP																			
Aroclor 1242	ug/l	NE	NE	NE	NE	NS	NS	NS	NS	NS	NS	NS	NS	NS	NS	NS	NS	NS	NS
Aroclor 1248	ug/l	NE	NE	NE	NE	NS	NS	NS	NS	NS	NS	NS	NS	NS	NS	NS	NS	NS	NS
Aroclor 1260	ug/l	NE	NE	NE	NE	NS	NS	NS	NS	NS	NS	NS	NS	NS	NS	NS	NS	NS	NS
Total PCB Aroclors	ug/l	**0.5**	**5**	NE	NE	NS	NS	NS	NS	NS	NS	NS	NS	NS	NS	NS	NS	NS	NS
Pesticides																			
4,4-DDD (p,p)	ug/kg	NE	NE	NE	NE	NS	< 9.16 U	NS	NS	NS	NS	NS	NS	NS	NS	NS	NS	NS	< 9.01 U
4,4-DDE (p,p)	ug/kg	NE	NE	NE	NE	NS	**29.5**	NS	NS	NS	NS	NS	NS	NS	NS	NS	NS	NS	< 5.63 U
4,4-DDT (p,p)	ug/kg	NE	NE	NE	1800	NS	< 9.16 U	NS	NS	NS	NS	NS	NS	NS	NS	NS	NS	NS	< 9.01 U
alpha-Chlordane	ug/kg	NE	NE	NE	NE	NS	**64.2 J**	NS	NS	NS	NS	NS	NS	NS	NS	NS	NS	NS	< 5.63 U
Chlordane	ug/kg	NE	NE	NE	**490**	NS	**813**	NS	NS	NS	NS	NS	NS	NS	NS	NS	NS	NS	< 22.5 U
Endrin	ug/kg	NE	NE	NE	20000	NS	< 9.16 U	NS	NS	NS	NS	NS	NS	NS	NS	NS	NS	NS	< 9.01 UJ
gamma-Chlordane	ug/kg	NE	NE	NE	NE	NS	**69.5**	NS	NS	NS	NS	NS	NS	NS	NS	NS	NS	NS	< 5.63 U
Methoxychlor	ug/kg	800	8000	NE	340000	NS	< 9.16 U	NS	NS	NS	NS	NS	NS	NS	NS	NS	NS	NS	< 9.01 U
Total DDx	ug/kg	***3***	***20***	NE	1800	NS	**29.5**	NS	NS	NS	NS	NS	NS	NS	NS	NS	NS	NS	< 9.01
Pesticides-SPLP																			
Chlordane	ug/l	NE	NE	**3**	NE	NS	NS	NS	NS	NS	NS	NS	NS	NS	NS	NS	NS	NS	NS
Herbicides																			
Total Herbicides	ug/kg	NE	NE	NE	NE	NS	NS	NS	NS	NS	NS	NS	NS	NS	NS	NS	NS	NS	NS

Notes:
This is a summary table. Only detected analytes are shown.
<0.010 = Not detected above the laboratory reporting limit
Bold = Detected above reporting limit
Yellow highlighted cells exceed the 2013 GA PMC
Green highlighted cells exceed the 2013 GB PMC
Blue highlighted cells exceed the 2013 RES DEC
RES DEC = Residential Direct Exposure Criteria
GA PMC = Pollutant Mobility Criteria for GA classified groundwater areas
GB PMC = Pollutant Mobility Criteria for GB classified groundwater areas
GWPC = Groundwater Protection Criteria
Italicized criteria indicate that criteria value is from CTDEEP Recommended Criteria Values for Common Additional Polluting Substances and Alternative Criteria Requests (September 2018)
NE = Criteria has not been established
NS = Not sampled for this constituent
ug/kg = micrograms per kilogram
ug/l = micrograms per liter
mg/kg = milligrams per kilogram
U = The analyte was not detected above the detection limit
J+ = Result may be biased high
J-= Result may be biased low
J = Result is considered estimated
UJ = The analyte was not detected at a level greater than or equal to the adjusted DL. However, the reported adjusted DL is approximate and may be inaccurate or imprecise.

Table 2
AOC 1 Non-PCB Soil Analytical Data
EC Application

Greenwich High School
10 Hillside Road
Greenwich, CT

Location ID						AC15-SB260	AC15-SB260	AC15-SB260	AC15-SS83	AC15-SS83	AC16-SB492	AC16-SB492	AC16-SB492	AC16-SS84	AC16-SS84	AC17-SB262	AC17-SB262	AC17-SB262	AC19-SB76
Depth Interval						4 - 5 ft	6 - 7 ft	9.5 - 11.5 ft	0 - 0.5 ft	0 - 0.25 ft	13 - 14 ft	2 - 3 ft	8.2 - 9 ft	0 - 0.5 ft	0 - 0.25 ft	10 - 11 ft	4 - 5 ft	5 - 6 ft	0 - 1 ft
Sample ID	Unit	2013 GA PMC	2013 GB PMC	GWPC x 10	2013 RES DEC	5-SB260 (4-5)-1227	5-SB260 (6-7)-1227	SB260 (9.5-11.5)-12	AC15-SS83-080411	AC15 SS83 0-3	-SB492 (13-14)-071	6-SB492 (2-3)-0713	-SB492 (8.2-9)-0713	AC16-SS84-080411	AC16 SS84 0-3	-SB262 (10-11)-122	7-SB262 (4-5)-1228	7-SB262 (5-6)-1228	AC19-SB76 0-1
Sample Date						12/27/2011	12/27/2011	12/27/2011	8/4/2011	8/11/2011	7/13/2012	7/13/2012	7/13/2012	8/4/2011	8/11/2011	12/28/2011	12/28/2011	12/28/2011	8/10/2011
SDG						SB41712	SB41712	SB41712	SB32875	SB33302	SB52798	SB52798	SB52798	SB32875	SB33302	SB41712	SB41712	SB41712	SB33209
CTETPH																			
Aliphatic Hydrocarbons (ETPH) C9-C36	mg/kg	**500**	**2500**	NE	**500**	NS	NS	**970**	NS	NS	NS	NS	**132**	NS	NS	NS	NS	**37.6**	NS
Total Petroleum Hydrocarbons	mg/kg	**500**	**2500**	NE	**500**	NS	NS	**970**	NS	NS	NS	NS	**132**	NS	NS	NS	NS	**37.6**	NS
Unidentified	mg/kg	NE	NE	NE	NE	NS	NS	**970**	NS	NS	NS	NS	**132**	NS	NS	NS	NS	**37.6**	NS
CTETPH-SPLP																			
Aliphatic Hydrocarbons (ETPH) C9-C36	mg/l	NE	NE	2.5	NE	NS	NS	< 0.1 U	NS	NS	NS	NS	NS	NS	NS	NS	NS	NS	NS
Total Petroleum Hydrocarbons	mg/l	NE	NE	NE	NE	NS	NS	< 0.1 U	NS	NS	NS	NS	NS	NS	NS	NS	NS	NS	NS
Unidentified	mg/l	NE	NE	NE	NE	NS	NS	< 0.1 U	NS	NS	NS	NS	NS	NS	NS	NS	NS	NS	NS
VOCs																			
1,1,1-Trichloroethane	ug/kg	4000	40000	NE	500000	NS	NS	< 76.3 U	NS	NS	NS	NS	< 6.0 U	NS	NS	NS	NS	NS	NS
1,1-Dichloroethane	ug/kg	**1400**	14000	NE	500000	NS	NS	< 76.3 U	NS	NS	NS	NS	< 6.0 U	NS	NS	NS	NS	NS	NS
1,2,4-Trichlorobenzene	ug/kg	NE	NE	NE	21000	NS	NS	< 76.3 U	NS	NS	NS	NS	< 6.0 UJ	NS	NS	NS	NS	NS	NS
1,2,4-Trimethylbenzene	ug/kg	NE	NE	NE	500000	NS	NS	**96.1**	NS	NS	NS	NS	< 6.0 U	NS	NS	NS	NS	NS	NS
1,2-Dichlorobenzene	ug/kg	3100	3100	NE	500000	NS	NS	< 76.3 U	NS	NS	NS	NS	< 6.0 U	NS	NS	NS	NS	NS	NS
1,2-Dichloroethane	ug/kg	**20**	200	NE	6700	NS	NS	< 76.3 U	NS	NS	NS	NS	< 6.0 UJ	NS	NS	NS	NS	NS	NS
1,3,5-Trimethylbenzene	ug/kg	NE	NE	NE	500000	NS	NS	**182**	NS	NS	NS	NS	< 6.0 U	NS	NS	NS	NS	NS	NS
1,3-Dichlorobenzene	ug/kg	12000	120000	NE	500000	NS	NS	< 76.3 U	NS	NS	NS	NS	< 6.0 UJ	NS	NS	NS	NS	NS	NS
1,4-Dichlorobenzene	ug/kg	1500	15000	NE	26000	NS	NS	< 76.3 U	NS	NS	NS	NS	< 6.0 UJ	NS	NS	NS	NS	NS	NS
2-Butanone (MEK)	ug/kg	8000	80000	NE	500000	NS	NS	< 763 U	NS	NS	NS	NS	< 59.7 U	NS	NS	NS	NS	NS	NS
Acetone	ug/kg	14000	140000	NE	500000	NS	NS	< 763 U	NS	NS	NS	NS	< 59.7 U	NS	NS	NS	NS	NS	NS
Benzene	ug/kg	**20**	**200**	NE	21000	NS	NS	**103**	NS	NS	NS	NS	< 6.0 U	NS	NS	NS	NS	NS	NS
Chlorobenzene	ug/kg	2000	20000	NE	500000	NS	NS	< 76.3 U	NS	NS	NS	NS	< 6.0 U	NS	NS	NS	NS	NS	NS
Chloroethane	ug/kg	NE	NE	NE	130000	NS	NS	< 153 U	NS	NS	NS	NS	< 11.9 UJ	NS	NS	NS	NS	NS	NS
cis-1,2-Dichloroethylene	ug/kg	**1400**	**14000**	NE	500000	NS	NS	< 76.3 U	NS	NS	NS	NS	< 6.0 U	NS	NS	NS	NS	NS	NS
Ethyl ether	ug/kg	NE	NE	NE	NE	NS	NS	< 76.3 U	NS	NS	NS	NS	< 6.0 U	NS	NS	NS	NS	NS	NS
Ethylbenzene	ug/kg	**10100**	**10100**	NE	500000	NS	NS	**109**	NS	NS	NS	NS	< 6.0 U	NS	NS	NS	NS	NS	NS
Isopropylbenzene	ug/kg	NE	NE	NE	500000	NS	NS	< 76.3 U	NS	NS	NS	NS	< 6.0 U	NS	NS	NS	NS	NS	NS
m,p-Xylenes	ug/kg	NE	**19500**	NE	NE	NS	NS	**198**	NS	NS	NS	NS	< 11.9 U	NS	NS	NS	NS	NS	NS
Methyl Isobutyl Ketone	ug/kg	7000	14000	NE	500000	NS	NS	< 763 U	NS	NS	NS	NS	< 59.7 U	NS	NS	NS	NS	NS	NS
Naphthalene	ug/kg	**5600**	56000	NE	1000000	NS	NS	**87.7**	NS	NS	NS	NS	< 6.0 U	NS	NS	NS	NS	NS	NS
n-Butylbenzene	ug/kg	NE	NE	NE	500000	NS	NS	< 76.3 U	NS	NS	NS	NS	< 6.0 U	NS	NS	NS	NS	NS	NS
n-Propylbenzene	ug/kg	NE	NE	NE	500000	NS	NS	< 76.3 U	NS	NS	NS	NS	< 6.0 UJ	NS	NS	NS	NS	NS	NS
o-Xylene	ug/kg	NE	**19500**	NE	NE	NS	NS	< 76.3 U	NS	NS	NS	NS	< 6.0 UJ	NS	NS	NS	NS	NS	NS
p-Isopropyltoluene	ug/kg	NE	NE	NE	500000	NS	NS	**2130**	NS	NS	NS	NS	< 6.0 U	NS	NS	NS	NS	NS	NS
sec-Butylbenzene	ug/kg	NE	NE	NE	500000	NS	NS	< 76.3 U	NS	NS	NS	NS	< 6.0 UJ	NS	NS	NS	NS	NS	NS
Styrene	ug/kg	2000	20000	NE	500000	NS	NS	< 76.3 U	NS	NS	NS	NS	< 6.0 U	NS	NS	NS	NS	NS	NS
tert-butylbenzene	ug/kg	NE	NE	NE	500000	NS	NS	< 76.3 U	NS	NS	NS	NS	< 6.0 U	NS	NS	NS	NS	NS	NS
Tetrachloroethylene	ug/kg	**100**	1000	NE	12000	NS	NS	< 76.3 U	NS	NS	NS	NS	< 6.0 U	NS	NS	NS	NS	NS	NS
Toluene	ug/kg	20000	67000	NE	500000	NS	NS	**223**	NS	NS	NS	NS	< 6.0 U	NS	NS	NS	NS	NS	NS
Total Xylenes	ug/kg	**19500**	**19500**	NE	NE	NS	NS	**198**	NS	NS	NS	NS	< 11.9 U	NS	NS	NS	NS	NS	NS
trans-1,2-Dichloroethylene	ug/kg	**2000**	20000	NE	500000	NS	NS	< 76.3 U	NS	NS	NS	NS	< 6.0 U	NS	NS	NS	NS	NS	NS
Trichloroethene	ug/kg	**100**	**1000**	NE	56000	NS	NS	< 76.3 U	NS	NS	NS	NS	**84.6**	NS	NS	NS	NS	NS	NS
Vinyl chloride	ug/kg	**40**	**400**	NE	**320**	NS	NS	< 76.3 U	NS	NS	NS	NS	< 6.0 UJ	NS	NS	NS	NS	NS	NS
VOCs-SPLP																			
Total VOC-SPLP	ug/l	NE	NE	NE	NE	NS	NS	NS	NS	NS	NS	NS	NS	NS	NS	NS	NS	NS	NS
SVOC-SIMs																			
Benzo(a)pyrene	ug/kg	1000	1000	NE	1000	NS	NS	NS	NS	NS	NS	NS	NS	NS	NS	NS	NS	NS	NS
Benzo(b)fluoranthene	ug/kg	1000	1000	NE	1000	NS	NS	NS	NS	NS	NS	NS	NS	NS	NS	NS	NS	NS	NS
Fluoranthene	ug/kg	5600	56000	NE	1000000	NS	NS	NS	NS	NS	NS	NS	NS	NS	NS	NS	NS	NS	NS
Pyrene	ug/kg	4000	40000	NE	1000000	NS	NS	NS	NS	NS	NS	NS	NS	NS	NS	NS	NS	NS	NS
SVOCs																			
1-Methylnaphthalene	ug/kg	*200*	*1000*	NE	*21000*	NS	NS	< 2020 U	NS	NS	NS	NS	< 191 U	NS	NS	NS	NS	< 367 U	NS
2-Methylnaphthalene	ug/kg	*560*	*5600*	NE	*270000*	NS	NS	< 2020 U	NS	NS	NS	NS	< 191 U	NS	NS	NS	NS	< 367 U	NS
Acenaphthene	ug/kg	*8400*	*84000*	NE	*1000000*	NS	NS	< 2020 U	NS	NS	NS	NS	< 191 U	NS	NS	NS	NS	< 367 U	NS
Acenaphthylene	ug/kg	8400	84000	NE	1000000	NS	NS	< 2020 UJ	NS	NS	NS	NS	< 191 U	NS	NS	NS	NS	< 367 UJ	NS
Anthracene	ug/kg	40000	400000	NE	1000000	NS	NS	< 2020 U	NS	NS	NS	NS	< 191 U	NS	NS	NS	NS	< 367 U	NS
Benzo(a)anthracene	ug/kg	**1000**	**1000**	NE	**1000**	NS	NS	**4210**	NS	NS	NS	NS	**404**	NS	NS	NS	NS	< 367 U	NS
Benzo(a)pyrene	ug/kg	**1000**	**1000**	NE	**1000**	NS	NS	**5470**	NS	NS	NS	NS	**368**	NS	NS	NS	NS	< 367 U	NS
Benzo(b)fluoranthene	ug/kg	**1000**	**1000**	NE	**1000**	NS	NS	**5330**	NS	NS	NS	NS	**300**	NS	NS	NS	NS	< 367 U	NS
Benzo(g,h,i)perylene	ug/kg	*1000*	*1000*	NE	*8400*	NS	NS	**2250**	NS	NS	NS	NS	**230**	NS	NS	NS	NS	< 367 U	NS
Benzo(k)fluoranthene	ug/kg	**1000**	**1000**	NE	**8400**	NS	NS	**3490**	NS	NS	NS	NS	**300**	NS	NS	NS	NS	< 367 U	NS
Bis(2-ethylhexyl)phthalate	ug/kg	**1000**	11000	NE	44000	NS	NS	NS	NS	NS	NS	NS	NS	NS	NS	NS	NS	< 367 U	NS
Chrysene	ug/kg	*1000*	*1000*	NE	*84000*	NS	NS	**4170**	NS	NS	NS	NS	**363**	NS	NS	NS	NS	< 367 U	NS
Dibenzo(a,h)anthracene	ug/kg	*1000*	*1000*	NE	***1000***	NS	NS	< 2020 U	NS	NS	NS	NS	< 191 U	NS	NS	NS	NS	< 367 U	NS
Fluoranthene	ug/kg	**5600**	56000	NE	1000000	NS	NS	**6730**	NS	NS	NS	NS	**886**	NS	NS	NS	NS	< 367 U	NS
Fluorene	ug/kg	**5600**	56000	NE	1000000	NS	NS	< 2020 U	NS	NS	NS	NS	< 191 U	NS	NS	NS	NS	< 367 U	NS
Indeno(1,2,3-cd)pyrene	ug/kg	*1000*	*1000*	NE	***1000***	NS	NS	**2450**	NS	NS	NS	NS	**226**	NS	NS	NS	NS	< 367 U	NS
Naphthalene	ug/kg	**5600**	56000	NE	1000000	NS	NS	< 2020 U	NS	NS	NS	NS	< 191 U	NS	NS	NS	NS	< 367 U	NS
Phenanthrene	ug/kg	**4000**	40000	NE	1000000	NS	NS	**5170**	NS	NS	NS	NS	**634**	NS	NS	NS	NS	< 367 U	NS
Pyrene	ug/kg	**4000**	40000	NE	1000000	NS	NS	**7400**	NS	NS	NS	NS	**715**	NS	NS	NS	NS	< 367 U	NS
SVOCs-SPLP																			
1-Methylnaphthalene	ug/l	NE	NE	*50*	NE	NS	NS	< 1.05 U	NS	NS	NS	NS	NS	NS	NS	NS	NS	NS	NS
2-Methylnaphthalene	ug/l	NE	NE	*280*	NE	NS	NS	< 1.05 U	NS	NS	NS	NS	NS	NS	NS	NS	NS	NS	NS
Acenaphthene	ug/l	NE	NE	*4200*	NE	NS	NS	< 1.05 U	NS	NS	NS	NS	NS	NS	NS	NS	NS	NS	NS
Anthracene	ug/l	NE	NE	20000	NE	NS	NS	< 1.05 U	NS	NS	NS	NS	NS	NS	NS	NS	NS	NS	NS
Benzo(a)anthracene	ug/l	NE	NE	0.6	NE	NS	NS	< 0.0526 U	NS	NS	NS	NS	NS	NS	NS	NS	NS	NS	NS
Fluoranthene	ug/l	NE	NE	2800	NE	NS	NS	< 1.05 U	NS	NS	NS	NS	NS	NS	NS	NS	NS	NS	NS
Fluorene	ug/l	NE	NE	2800	NE	NS	NS	< 1.05 U	NS	NS	NS	NS	NS	NS	NS	NS	NS	NS	NS
Naphthalene	ug/l	NE	NE	2800	NE	NS	NS	< 1.05 U	NS	NS	NS	NS	NS	NS	NS	NS	NS	NS	NS
Phenanthrene	ug/l	NE	NE	2000	NE	NS	NS	**0.0558 J**	NS	NS	NS	NS	NS	NS	NS	NS	NS	NS	NS
Pyrene	ug/l	NE	NE	2000	NE	NS	NS	< 1.05 U	NS	NS	NS	NS	NS	NS	NS	NS	NS	NS	NS

Table 2
AOC 1 Non-PCB Soil Analytical Data
EC Application

Greenwich High School
10 Hillside Road
Greenwich, CT

Location ID						AC15-SB260	AC15-SB260	AC15-SB260	AC15-SS83	AC15-SS83	AC16-SB492	AC16-SB492	AC16-SB492	AC16-SS84	AC16-SS84	AC17-SB262	AC17-SB262	AC17-SB262	AC19-SB76
Depth Interval						4 - 5 ft	6 - 7 ft	9.5 - 11.5 ft	0 - 0.5 ft	0 - 0.25 ft	13 - 14 ft	2 - 3 ft	8.2 - 9 ft	0 - 0.5 ft	0 - 0.25 ft	10 - 11 ft	4 - 5 ft	5 - 6 ft	0 - 1 ft
Sample ID	Unit	2013 GA PMC	2013 GB PMC	GWPC x 10	2013 RES DEC	5-SB260 (4-5)-1227	5-SB260 (6-7)-1227	SB260 (9.5-11.5)-12	AC15-SS83-080411	AC15 SS83 0-3	-SB492 (13-14)-071	6-SB492 (2-3)-0713	-SB492 (8.2-9)-0713	AC16-SS84-080411	AC16 SS84 0-3	-SB262 (10-11)-122	7-SB262 (4-5)-1228	7-SB262 (5-6)-1228	AC19-SB76 0-1
Sample Date						12/27/2011	12/27/2011	12/27/2011	8/4/2011	8/11/2011	7/13/2012	7/13/2012	7/13/2012	8/4/2011	8/11/2011	12/28/2011	12/28/2011	12/28/2011	8/10/2011
SDG						SB41712	SB41712	SB41712	SB32875	SB33302	SB52798	SB52798	SB52798	SB32875	SB33302	SB41712	SB41712	SB41712	SB33209
Metals																			
Antimony	mg/kg	NE	NE	NE	**27**	NS	< 5.76 UJ	**7.13 J-**	NS	NS	< 5.05 UJ	< 5.29 UJ	< 5.71 UJ	NS	NS	< 5.58 UJ	NS	< 4.83 UJ	NS
Arsenic	mg/kg	NE	NE	NE	**10**	NS	**4.12 J**	**12.6 J**	NS	**3.53**	< 3.03 UJ	< 3.18 UJ	< 8.57 UJ	NS	**4.82**	**1.76 J**	NS	**2.83 J**	NS
Barium	mg/kg	NE	NE	NE	4700	NS	**140 J**	**559 J**	NS	NS	**50.7**	**72.3**	**159**	NS	NS	**55.0 J**	NS	**338 J**	NS
Beryllium	mg/kg	NE	NE	NE	**2**	NS	**0.669**	< 0.592 U	NS	NS	< 0.505 U	< 0.529 U	< 0.571 U	NS	NS	< 0.558 U	NS	**0.517**	NS
Cadmium	mg/kg	NE	NE	NE	**34**	NS	**1.44 J**	**6.58 J**	NS	**0.702**	< 0.505 U	< 0.529 U	**0.935**	NS	**0.673**	**0.670 J**	NS	**1.61 J**	NS
Chromium	mg/kg	NE	NE	NE	NE	NS	**39.6 J**	**54.0 J**	NS	**10.7**	**13.5**	**15.4**	**31.4**	NS	**20.0**	**16.6 J**	NS	**91.8 J**	NS
Copper	mg/kg	NE	NE	NE	**2500**	NS	**33.6 J**	**223 J**	NS	NS	**11.1 J**	**15.7 J**	**40.2 J**	NS	NS	**13.5 J**	NS	**29.0 J**	NS
Lead	mg/kg	NE	NE	NE	**400**	NS	**136 J**	**883 J**	NS	**8.80**	**10.3 J**	**5.26 J**	**131 J**	NS	**52.0**	**12.0 J**	NS	**18.9 J**	NS
Mercury	mg/kg	NE	NE	NE	20	NS	< 1.03 U	< 1.06 U	NS	< 0.0319 U	< 0.0305 UJ	< 0.0324 UJ	**0.104 J**	NS	**0.143**	< 0.986 U	NS	< 0.988 U	NS
Nickel	mg/kg	NE	NE	NE	**1400**	NS	**22.6 J**	**39.8 J**	NS	NS	**10.8 J**	**10.2 J**	**28.0 J**	NS	NS	**16.7 J**	NS	**41.8 J**	NS
Selenium	mg/kg	NE	NE	NE	340	NS	< 1.73 U	< 1.78 U	NS	NS	< 1.52 UJ	< 1.59 UJ	< 1.71 UJ	NS	NS	< 1.68 U	NS	< 1.45 U	NS
Silver	mg/kg	NE	NE	NE	340	NS	< 1.73 UJ	**4.38 J**	NS	NS	< 1.52 U	< 1.59 U	< 1.71 U	NS	NS	< 1.68 UJ	NS	**2.56 J**	NS
Thallium	mg/kg	NE	NE	NE	**5.4**	NS	< 3.46 U	< 7.10 U	NS	NS	< 3.03 U	< 3.18 U	< 3.43 U	NS	NS	< 3.35 U	NS	< 4.35 U	NS
Vanadium	mg/kg	NE	NE	NE	**470**	NS	**38.1 J**	**58.4 J**	NS	NS	**14.9**	**22.0**	**32.0**	NS	NS	**17.3 J**	NS	**58.9 J**	NS
Zinc	mg/kg	NE	NE	NE	**20000**	NS	**141 J**	**1250 J**	NS	NS	**23.5**	**31.0**	**1090**	NS	NS	**30.2 J**	NS	**69.3 J**	NS
Metals-SPLP																			
Antimony	ug/l	**6**	60	NE	NE	NS	NS	< 10.5 U	NS	NS	NS	NS	NS	NS	NS	NS	NS	NS	NS
Arsenic	ug/l	50	500	NE	NE	NS	NS	< 4.0 U	NS	NS	NS	NS	NS	NS	NS	NS	NS	NS	NS
Barium	ug/l	1000	10000	NE	NE	NS	NS	**158**	NS	NS	NS	NS	NS	NS	NS	NS	NS	NS	NS
Cadmium	ug/l	**5**	**50**	NE	NE	NS	NS	< 2.5 U	NS	NS	NS	NS	NS	NS	NS	NS	NS	NS	NS
Chromium	ug/l	50	500	NE	NE	NS	NS	< 5.0 U	NS	NS	NS	NS	NS	NS	NS	NS	NS	NS	NS
Copper	ug/l	1300	13000	NE	NE	NS	NS	< 5.0 U	NS	NS	NS	NS	NS	NS	NS	NS	NS	NS	NS
Lead	ug/l	**15**	**150**	NE	NE	NS	NS	< 7.5 U	NS	NS	NS	NS	NS	NS	NS	NS	NS	NS	NS
Nickel	ug/l	100	1000	NE	NE	NS	NS	< 5.0 U	NS	NS	NS	NS	NS	NS	NS	NS	NS	NS	NS
Vanadium	ug/l	50	500	NE	NE	NS	NS	< 5.0 U	NS	NS	NS	NS	NS	NS	NS	NS	NS	NS	NS
Zinc	ug/l	5000	50000	NE	NE	NS	NS	< 46.0 U	NS	NS	NS	NS	NS	NS	NS	NS	NS	NS	NS
Cyanide																			
Cyanide	mg/kg	NE	NE	NE	1400	NS	NS	< 1.24 UJ	NS	NS	NS	NS	NS	NS	NS	NS	NS	< 0.998 UJ	NS
PCBs																			
Aroclor 1242	ug/kg	NE	NE	NE	NE	< 21.5 U	< 23.1 U	< 23.0 U	< 20.6 U	< 20.9 U	< 19.6 U	< 21.6 U	< 21.8 U	< 21.4 U	< 24.0 U	< 20.7 U	< 22.2 U	< 22.1 U	< 19.5 U
Aroclor 1248	ug/kg	NE	NE	NE	NE	**642**	**296**	**81300**	**436**	**272**	< 19.6 U	**34.5**	**6180**	**528**	**3210**	< 20.7 U	< 22.2 U	**277**	< 19.5 U
Aroclor 1254	ug/kg	NE	NE	NE	NE	< 21.5 U	< 23.1 U	< 23.0 U	< 20.6 U	< 20.9 U	< 19.6 U	< 21.6 U	< 21.8 U	< 21.4 U	< 24.0 U	< 20.7 U	< 22.2 U	< 22.1 U	< 19.5 U
Aroclor 1260	ug/kg	NE	NE	NE	NE	**26.9**	< 23.1 U	**1270**	< 20.6 U	< 20.9 U	< 19.6 U	< 21.6 U	**110**	< 21.4 U	**142**	< 20.7 U	< 22.2 U	**92.7**	< 19.5 U
Aroclor 1262	ug/kg	NE	NE	NE	NE	< 21.5 U	< 23.1 U	< 23.0 U	< 20.6 U	< 20.9 U	< 19.6 U	< 21.6 U	< 21.8 U	< 21.4 U	< 24.0 U	< 20.7 U	< 22.2 U	< 22.1 U	< 19.5 U
Total PCB Aroclors	ug/kg	**NE**	NE	NE	**1000**	**669**	**296**	**82570**	**436**	**272**	< 19.6 U	**34.5**	**6290**	**528**	**3350**	< 20.7 U	< 22.2 U	**370**	< 19.5 U
PCBs-SPLP																			
Aroclor 1242	ug/l	NE	NE	NE	NE	NS	NS	< 0.2 U	NS	NS	NS	NS	NS	NS	NS	NS	NS	NS	NS
Aroclor 1248	ug/l	NE	NE	NE	NE	NS	NS	**13.3**	NS	NS	NS	NS	NS	NS	NS	NS	NS	NS	NS
Aroclor 1260	ug/l	NE	NE	NE	NE	NS	NS	< 0.2 U	NS	NS	NS	NS	NS	NS	NS	NS	NS	NS	NS
Total PCB Aroclors	ug/l	**0.5**	**5**	NE	NE	NS	NS	**13.3**	NS	NS	NS	NS	NS	NS	NS	NS	NS	NS	NS
Pesticides																			
4,4-DDD (p,p)	ug/kg	NE	NE	NE	NE	NS	NS	< 9.84 U	NS	< 8.38 U	NS	NS	NS	NS	NS	NS	NS	NS	NS
4,4-DDE (p,p)	ug/kg	NE	NE	NE	NE	NS	NS	< 6.15 U	NS	< 5.24 U	NS	NS	NS	NS	NS	NS	NS	NS	NS
4,4-DDT (p,p)	ug/kg	NE	NE	NE	1800	NS	NS	< 9.84 U	NS	< 8.38 U	NS	NS	NS	NS	NS	NS	NS	NS	NS
alpha-Chlordane	ug/kg	NE	NE	NE	NE	NS	NS	< 6.15 U	NS	< 5.24 U	NS	NS	NS	NS	NS	NS	NS	NS	NS
Chlordane	ug/kg	NE	NE	NE	**490**	NS	NS	< 24.6 U	NS	< 20.9 U	NS	NS	NS	NS	NS	NS	NS	NS	NS
Endrin	ug/kg	NE	NE	NE	20000	NS	NS	< 9.84 UJ	NS	< 8.38 U	NS	NS	NS	NS	NS	NS	NS	NS	NS
gamma-Chlordane	ug/kg	NE	NE	NE	NE	NS	NS	< 6.15 U	NS	< 5.24 U	NS	NS	NS	NS	NS	NS	NS	NS	NS
Methoxychlor	ug/kg	800	8000	NE	340000	NS	NS	< 9.84 U	NS	< 8.38 U	NS	NS	NS	NS	NS	NS	NS	NS	NS
Total DDx	ug/kg	***3***	***20***	NE	1800	NS	NS	< 9.84	NS	< 8.38	NS	NS	NS	NS	NS	NS	NS	NS	NS
Pesticides-SPLP																			
Chlordane	ug/l	NE	NE	**3**	NE	NS	NS	NS	NS	NS	NS	NS	NS	NS	NS	NS	NS	NS	NS
Herbicides																			
Total Herbicides	ug/kg	NE	NE	NE	NE	NS	NS	NS	NS	NS	NS	NS	NS	NS	NS	NS	NS	NS	NS

Notes:
This is a summary table. Only detected analytes are shown.
<0.010 = Not detected above the laboratory reporting limit
Bold = Detected above reporting limit
Yellow highlighted cells exceed the 2013 GA PMC
Green highlighted cells exceed the 2013 GB PMC
Blue highlighted cells exceed the 2013 RES DEC
RES DEC = Residential Direct Exposure Criteria
GA PMC = Pollutant Mobility Criteria for GA classified groundwater areas
GB PMC = Pollutant Mobility Criteria for GB classified groundwater areas
GWPC = Groundwater Protection Criteria
Italicized criteria indicate that criteria value is from CTDEEP Recommended Criteria Values for Common Additional Polluting Substances and Alternative Criteria Requests (September 2018)
NE = Criteria has not been established
NS = Not sampled for this constituent
ug/kg = micrograms per kilogram
ug/l = micrograms per liter
mg/kg = milligrams per kilogram
U = The analyte was not detected above the detection limit
J+ = Result may be biased high
J-= Result may be biased low
J = Result is considered estimated
UJ = The analyte was not detected at a level greater than or equal to the adjusted DL. However, the reported adjusted DL is approximate and may be inaccurate or imprecise.

Table 2
AOC 1 Non-PCB Soil Analytical Data
EC Application

Location ID Depth Interval Sample ID Sample Date SDG	Unit	2013 GA PMC	2013 GB PMC	GWPC x 10	2013 RES DEC	AC19-SB76 1 - 2 ft AC19-SB76 1-2 8/10/2011 SB33209	AC19-SB76 10 - 11 ft AC19-SB76 10-11 8/10/2011 SB33209	AC19-SB76 11 - 12 ft AC19-SB76 11-12 8/10/2011 SB33209	AC19-SB76 16 - 17 ft AC19-SB76 16-17 8/10/2011 SB33209	AC19-SB76 2 - 3 ft AC19-SB76 2-3 8/10/2011 SB33209	AC19-SB76 3 - 4 ft AC19-SB76 3-4 8/10/2011 SB33209	AC19-SB76 5 - 6 ft AC19-SB76 5-6 8/10/2011 SB33209	AC19-SB76 6 - 7 ft AC19-SB76 6-7 8/10/2011 SB33209	AC19-SB76 7 - 8 ft AC19-SB76 7-8 8/10/2011 SB33209	AC19-SB76 8 - 9 ft AC19-SB76 8-9 8/10/2011 SB33209	AC21-SB349 11 - 12 ft -SB349(11-12)-0409 4/9/2012 SB46864	AC21-SB349 4.5 - 5 ft 1-SB349(4.5-5)-0409 4/9/2012 SB46864	AC21-SB349 7 - 8 ft 21-SB349(7-8)-0409 4/9/2012 SB46864	AC8 1 - 2 ft AC8(1-2)-1 9/17/2020 20I0953
CTETPH																			
Aliphatic Hydrocarbons (ETPH) C9-C36	mg/kg	**500**	**2500**	NE	**500**	NS	NS	NS	NS	NS	**127**	NS	**1270**	NS	**65.1**	NS	NS	< 14.2 U	NS
Total Petroleum Hydrocarbons	mg/kg	**500**	**2500**	NE	**500**	NS	NS	NS	NS	NS	**127**	NS	**1270**	NS	**65.1**	NS	NS	< 14.2 U	NS
Unidentified	mg/kg	NE	NE	NE	NE	NS	NS	NS	NS	NS	**127**	NS	**1270**	NS	**65.1**	NS	NS	< 14.2 U	NS
CTETPH-SPLP																			
Aliphatic Hydrocarbons (ETPH) C9-C36	mg/l	NE	NE	2.5	NE	NS	NS	NS	NS	NS	NS	NS	NS	NS	NS	NS	NS	NS	NS
Total Petroleum Hydrocarbons	mg/l	NE	NE	NE	NE	NS	NS	NS	NS	NS	NS	NS	NS	NS	NS	NS	NS	NS	NS
Unidentified	mg/l	NE	NE	NE	NE	NS	NS	NS	NS	NS	NS	NS	NS	NS	NS	NS	NS	NS	NS
VOCs																			
1,1,1-Trichloroethane	ug/kg	4000	40000	NE	500000	NS	NS	NS	NS	NS	NS	NS	NS	NS	NS	NS	NS	< 7.5 U	NS
1,1-Dichloroethane	ug/kg	**1400**	14000	NE	500000	NS	NS	NS	NS	NS	NS	NS	NS	NS	NS	NS	NS	< 7.5 U	NS
1,2,4-Trichlorobenzene	ug/kg	NE	NE	NE	21000	NS	NS	NS	NS	NS	NS	NS	NS	NS	NS	NS	NS	< 7.5 U	NS
1,2,4-Trimethylbenzene	ug/kg	NE	NE	NE	500000	NS	NS	NS	NS	NS	NS	NS	NS	NS	NS	NS	NS	< 7.5 U	NS
1,2-Dichlorobenzene	ug/kg	3100	3100	NE	500000	NS	NS	NS	NS	NS	NS	NS	NS	NS	NS	NS	NS	< 7.5 U	NS
1,2-Dichloroethane	ug/kg	**20**	200	NE	6700	NS	NS	NS	NS	NS	NS	NS	NS	NS	NS	NS	NS	< 7.5 U	NS
1,3,5-Trimethylbenzene	ug/kg	NE	NE	NE	500000	NS	NS	NS	NS	NS	NS	NS	NS	NS	NS	NS	NS	< 7.5 U	NS
1,3-Dichlorobenzene	ug/kg	12000	120000	NE	500000	NS	NS	NS	NS	NS	NS	NS	NS	NS	NS	NS	NS	< 7.5 U	NS
1,4-Dichlorobenzene	ug/kg	1500	15000	NE	26000	NS	NS	NS	NS	NS	NS	NS	NS	NS	NS	NS	NS	< 7.5 U	NS
2-Butanone (MEK)	ug/kg	8000	80000	NE	500000	NS	NS	NS	NS	NS	NS	NS	NS	NS	NS	NS	NS	< 75.3 U	NS
Acetone	ug/kg	14000	140000	NE	500000	NS	NS	NS	NS	NS	NS	NS	NS	NS	NS	NS	NS	< 75.3 UJ	NS
Benzene	ug/kg	**20**	**200**	NE	21000	NS	NS	NS	NS	NS	NS	NS	NS	NS	NS	NS	NS	< 7.5 U	NS
Chlorobenzene	ug/kg	2000	20000	NE	500000	NS	NS	NS	NS	NS	NS	NS	NS	NS	NS	NS	NS	< 7.5 U	NS
Chloroethane	ug/kg	NE	NE	NE	130000	NS	NS	NS	NS	NS	NS	NS	NS	NS	NS	NS	NS	< 15.1 U	NS
cis-1,2-Dichloroethylene	ug/kg	**1400**	**14000**	NE	500000	NS	NS	NS	NS	NS	NS	NS	NS	NS	NS	NS	NS	< 7.5 U	NS
Ethyl ether	ug/kg	NE	NE	NE	NE	NS	NS	NS	NS	NS	NS	NS	NS	NS	NS	NS	NS	< 7.5 U	NS
Ethylbenzene	ug/kg	**10100**	**10100**	NE	500000	NS	NS	NS	NS	NS	NS	NS	NS	NS	NS	NS	NS	< 7.5 U	NS
Isopropylbenzene	ug/kg	NE	NE	NE	500000	NS	NS	NS	NS	NS	NS	NS	NS	NS	NS	NS	NS	< 7.5 U	NS
m,p-Xylenes	ug/kg	NE	**19500**	NE	NE	NS	NS	NS	NS	NS	NS	NS	NS	NS	NS	NS	NS	< 15.1 U	NS
Methyl Isobutyl Ketone	ug/kg	7000	14000	NE	500000	NS	NS	NS	NS	NS	NS	NS	NS	NS	NS	NS	NS	< 75.3 U	NS
Naphthalene	ug/kg	**5600**	56000	NE	1000000	NS	NS	NS	NS	NS	NS	NS	NS	NS	NS	NS	NS	< 7.5 U	NS
n-Butylbenzene	ug/kg	NE	NE	NE	500000	NS	NS	NS	NS	NS	NS	NS	NS	NS	NS	NS	NS	< 7.5 U	NS
n-Propylbenzene	ug/kg	NE	NE	NE	500000	NS	NS	NS	NS	NS	NS	NS	NS	NS	NS	NS	NS	< 7.5 U	NS
o-Xylene	ug/kg	NE	**19500**	NE	NE	NS	NS	NS	NS	NS	NS	NS	NS	NS	NS	NS	NS	< 7.5 U	NS
p-Isopropyltoluene	ug/kg	NE	NE	NE	500000	NS	NS	NS	NS	NS	NS	NS	NS	NS	NS	NS	NS	< 7.5 U	NS
sec-Butylbenzene	ug/kg	NE	NE	NE	500000	NS	NS	NS	NS	NS	NS	NS	NS	NS	NS	NS	NS	< 7.5 U	NS
Styrene	ug/kg	2000	20000	NE	500000	NS	NS	NS	NS	NS	NS	NS	NS	NS	NS	NS	NS	< 7.5 U	NS
tert-butylbenzene	ug/kg	NE	NE	NE	500000	NS	NS	NS	NS	NS	NS	NS	NS	NS	NS	NS	NS	< 7.5 U	NS
Tetrachloroethylene	ug/kg	**100**	1000	NE	12000	NS	NS	NS	NS	NS	NS	NS	NS	NS	NS	NS	NS	< 7.5 U	NS
Toluene	ug/kg	20000	67000	NE	500000	NS	NS	NS	NS	NS	NS	NS	NS	NS	NS	NS	NS	< 7.5 U	NS
Total Xylenes	ug/kg	**19500**	**19500**	NE	NE	NS	NS	NS	NS	NS	NS	NS	NS	NS	NS	NS	NS	< 15.1 U	NS
trans-1,2-Dichloroethylene	ug/kg	**2000**	20000	NE	500000	NS	NS	NS	NS	NS	NS	NS	NS	NS	NS	NS	NS	< 7.5 U	NS
Trichloroethene	ug/kg	**100**	**1000**	NE	56000	NS	NS	NS	NS	NS	NS	NS	NS	NS	NS	NS	NS	< 7.5 U	NS
Vinyl chloride	ug/kg	**40**	**400**	NE	**320**	NS	NS	NS	NS	NS	NS	NS	NS	NS	NS	NS	NS	< 7.5 U	NS
VOCs-SPLP																			
Total VOC-SPLP	ug/l	NE	NE	NE	NE	NS	NS	NS	NS	NS	NS	NS	NS	NS	NS	NS	NS	NS	NS
SVOC-SIMs																			
Benzo(a)pyrene	ug/kg	1000	1000	NE	1000	NS	NS	NS	NS	NS	NS	NS	NS	NS	NS	NS	NS	NS	NS
Benzo(b)fluoranthene	ug/kg	1000	1000	NE	1000	NS	NS	NS	NS	NS	NS	NS	NS	NS	NS	NS	NS	NS	NS
Fluoranthene	ug/kg	5600	56000	NE	1000000	NS	NS	NS	NS	NS	NS	NS	NS	NS	NS	NS	NS	NS	NS
Pyrene	ug/kg	4000	40000	NE	1000000	NS	NS	NS	NS	NS	NS	NS	NS	NS	NS	NS	NS	NS	NS
SVOCs																			
1-Methylnaphthalene	ug/kg	*200*	*1000*	NE	*21000*	NS	NS	NS	NS	NS	< 383 U	NS	< 7320 U	NS	NS	NS	NS	< 353 U	NS
2-Methylnaphthalene	ug/kg	*560*	*5600*	NE	*270000*	NS	NS	NS	NS	NS	< 383 U	NS	< 7320 U	NS	NS	NS	NS	< 353 UJ	NS
Acenaphthene	ug/kg	*8400*	*84000*	NE	*1000000*	NS	NS	NS	NS	NS	< 383 U	NS	< 7320 U	NS	NS	NS	NS	< 353 UJ	NS
Acenaphthylene	ug/kg	8400	84000	NE	1000000	NS	NS	NS	NS	NS	< 383 U	NS	< 7320 U	NS	NS	NS	NS	< 353 U	NS
Anthracene	ug/kg	40000	400000	NE	1000000	NS	NS	NS	NS	NS	< 383 U	NS	< 7320 U	NS	NS	NS	NS	< 353 U	NS
Benzo(a)anthracene	ug/kg	**1000**	**1000**	NE	**1000**	NS	NS	NS	NS	NS	< 383 U	NS	< 7320 U	NS	NS	NS	NS	< 353 U	NS
Benzo(a)pyrene	ug/kg	**1000**	**1000**	NE	**1000**	NS	NS	NS	NS	NS	< 383 U	NS	< 7320 U	NS	NS	NS	NS	< 353 UJ	NS
Benzo(b)fluoranthene	ug/kg	**1000**	**1000**	NE	**1000**	NS	NS	NS	NS	NS	< 383 U	NS	< 7320 U	NS	NS	NS	NS	< 353 U	NS
Benzo(g,h,i)perylene	ug/kg	*1000*	*1000*	NE	*8400*	NS	NS	NS	NS	NS	< 383 U	NS	< 7320 U	NS	NS	NS	NS	< 353 U	NS
Benzo(k)fluoranthene	ug/kg	**1000**	**1000**	NE	**8400**	NS	NS	NS	NS	NS	< 383 U	NS	< 7320 U	NS	NS	NS	NS	< 353 UJ	NS
Bis(2-ethylhexyl)phthalate	ug/kg	**1000**	11000	NE	44000	NS	NS	NS	NS	NS	NS	NS	NS	NS	NS	NS	NS	NS	NS
Chrysene	ug/kg	*1000*	*1000*	NE	*84000*	NS	NS	NS	NS	NS	< 383 U	NS	< 7320 U	NS	NS	NS	NS	< 353 UJ	NS
Dibenzo(a,h)anthracene	ug/kg	*1000*	*1000*	NE	***1000***	NS	NS	NS	NS	NS	< 383 U	NS	< 7320 U	NS	NS	NS	NS	< 353 UJ	NS
Fluoranthene	ug/kg	**5600**	56000	NE	1000000	NS	NS	NS	NS	NS	< 383 U	NS	< 7320 U	NS	NS	NS	NS	< 353 U	NS
Fluorene	ug/kg	**5600**	56000	NE	1000000	NS	NS	NS	NS	NS	< 383 U	NS	< 7320 U	NS	NS	NS	NS	< 353 U	NS
Indeno(1,2,3-cd)pyrene	ug/kg	*1000*	*1000*	NE	***1000***	NS	NS	NS	NS	NS	< 383 U	NS	< 7320 U	NS	NS	NS	NS	< 353 U	NS
Naphthalene	ug/kg	**5600**	56000	NE	1000000	NS	NS	NS	NS	NS	< 383 U	NS	< 7320 U	NS	NS	NS	NS	< 353 U	NS
Phenanthrene	ug/kg	**4000**	40000	NE	1000000	NS	NS	NS	NS	NS	< 383 U	NS	< 7320 U	NS	NS	NS	NS	< 353 U	NS
Pyrene	ug/kg	**4000**	40000	NE	1000000	NS	NS	NS	NS	NS	< 383 U	NS	< 7320 U	NS	NS	NS	NS	< 353 UJ	NS
SVOCs-SPLP																			
1-Methylnaphthalene	ug/l	NE	NE	*50*	NE	NS	NS	NS	NS	NS	NS	NS	NS	NS	NS	NS	NS	NS	NS
2-Methylnaphthalene	ug/l	NE	NE	*280*	NE	NS	NS	NS	NS	NS	NS	NS	NS	NS	NS	NS	NS	NS	NS
Acenaphthene	ug/l	NE	NE	*4200*	NE	NS	NS	NS	NS	NS	NS	NS	NS	NS	NS	NS	NS	NS	NS
Anthracene	ug/l	NE	NE	20000	NE	NS	NS	NS	NS	NS	NS	NS	NS	NS	NS	NS	NS	NS	NS
Benzo(a)anthracene	ug/l	NE	NE	0.6	NE	NS	NS	NS	NS	NS	NS	NS	NS	NS	NS	NS	NS	NS	NS
Fluoranthene	ug/l	NE	NE	2800	NE	NS	NS	NS	NS	NS	NS	NS	NS	NS	NS	NS	NS	NS	NS
Fluorene	ug/l	NE	NE	2800	NE	NS	NS	NS	NS	NS	NS	NS	NS	NS	NS	NS	NS	NS	NS
Naphthalene	ug/l	NE	NE	2800	NE	NS	NS	NS	NS	NS	NS	NS	NS	NS	NS	NS	NS	NS	NS
Phenanthrene	ug/l	NE	NE	2000	NE	NS	NS	NS	NS	NS	NS	NS	NS	NS	NS	NS	NS	NS	NS
Pyrene	ug/l	NE	NE	2000	NE	NS	NS	NS	NS	NS	NS	NS	NS	NS	NS	NS	NS	NS	NS

Table 2
AOC 1 Non-PCB Soil Analytical Data
EC Application

Location ID						AC19-SB76	AC19-SB76	AC19-SB76	AC19-SB76	AC19-SB76	AC19-SB76	AC19-SB76	AC19-SB76	AC19-SB76	AC19-SB76	AC21-SB349	AC21-SB349	AC21-SB349	AC8
Depth Interval						1 - 2 ft	10 - 11 ft	11 - 12 ft	16 - 17 ft	2 - 3 ft	3 - 4 ft	5 - 6 ft	6 - 7 ft	7 - 8 ft	8 - 9 ft	11 - 12 ft	4.5 - 5 ft	7 - 8 ft	1 - 2 ft
Sample ID	Unit	2013 GA PMC	2013 GB PMC	GWPC x 10	2013 RES DEC	AC19-SB76 1-2	AC19-SB76 10-11	AC19-SB76 11-12	AC19-SB76 16-17	AC19-SB76 2-3	AC19-SB76 3-4	AC19-SB76 5-6	AC19-SB76 6-7	AC19-SB76 7-8	AC19-SB76 8-9	-SB349(11-12)-0409	-SB349(4.5-5)-0409	-SB349(7-8)-0409	AC8(1-2)-1
Sample Date						8/10/2011	8/10/2011	8/10/2011	8/10/2011	8/10/2011	8/10/2011	8/10/2011	8/10/2011	8/10/2011	8/10/2011	4/9/2012	4/9/2012	4/9/2012	9/17/2020
SDG						SB33209	SB33209	SB33209	SB33209	SB33209	SB33209	SB33209	SB33209	SB33209	SB33209	SB46864	SB46864	SB46864	20I0953
Metals																			
Antimony	mg/kg	NE	NE	NE	**27**	NS	NS	NS	NS	NS	NS	NS	NS	NS	NS	< 5.47 U	< 5.42 U	< 5.08 U	NS
Arsenic	mg/kg	NE	NE	NE	**10**	NS	NS	NS	NS	NS	**4.69**	NS	**14.3**	< 1.44 U	NS	< 1.64 U	**5.46**	**1.74**	**7.6**
Barium	mg/kg	NE	NE	NE	4700	NS	NS	NS	NS	NS	NS	NS	NS	NS	NS	**171**	**120**	**44.0**	**570**
Beryllium	mg/kg	NE	NE	NE	**2**	NS	NS	NS	NS	NS	NS	NS	NS	NS	NS	< 0.547 U	**0.761**	< 0.508 U	NS
Cadmium	mg/kg	NE	NE	NE	**34**	NS	NS	NS	NS	NS	**1.01**	NS	**4.27**	NS	NS	< 0.547 U	< 0.542 U	< 0.508 U	**2.3**
Chromium	mg/kg	NE	NE	NE	NE	NS	NS	NS	NS	NS	**36.9**	NS	**33.8**	NS	NS	**26.7**	**26.7**	**13.1**	**32**
Copper	mg/kg	NE	NE	NE	**2500**	NS	NS	NS	NS	NS	NS	NS	NS	NS	NS	**17.0**	**17.7**	**15.1**	NS
Lead	mg/kg	NE	NE	NE	**400**	NS	NS	NS	NS	NS	**29.6**	NS	**1590**	**10.5**	NS	**3.45 J**	**39.0 J**	**10.7 J**	**820**
Mercury	mg/kg	NE	NE	NE	20	NS	NS	NS	NS	NS	**0.0774**	NS	**0.327**	NS	NS	< 0.0327 U	**0.0656**	< 0.0304 U	**0.31**
Nickel	mg/kg	NE	NE	NE	**1400**	NS	NS	NS	NS	NS	NS	NS	NS	NS	NS	**17.5**	**15.9**	**10.8**	NS
Selenium	mg/kg	NE	NE	NE	340	NS	NS	NS	NS	NS	NS	NS	NS	NS	NS	< 1.64 U	< 1.63 U	< 1.52 U	< 4.2
Silver	mg/kg	NE	NE	NE	340	NS	NS	NS	NS	NS	NS	NS	NS	NS	NS	< 1.64 U	< 1.63 U	< 1.52 U	**0.95**
Thallium	mg/kg	NE	NE	NE	**5.4**	NS	NS	NS	NS	NS	NS	NS	NS	NS	NS	< 3.28 U	< 3.25 U	< 3.05 U	NS
Vanadium	mg/kg	NE	NE	NE	**470**	NS	NS	NS	NS	NS	NS	NS	NS	NS	NS	**24.0**	**27.7**	**16.7**	NS
Zinc	mg/kg	NE	NE	NE	**20000**	NS	NS	NS	NS	NS	NS	NS	NS	NS	NS	**29.7**	**48.8**	**21.9**	NS
Metals-SPLP																			
Antimony	ug/l	**6**	60	NE	NE	NS	NS	NS	NS	NS	NS	NS	NS	NS	NS	NS	NS	NS	NS
Arsenic	ug/l	50	500	NE	NE	NS	NS	NS	NS	NS	NS	NS	NS	NS	NS	NS	NS	NS	NS
Barium	ug/l	1000	10000	NE	NE	NS	NS	NS	NS	NS	NS	NS	NS	NS	NS	NS	NS	NS	NS
Cadmium	ug/l	**5**	**50**	NE	NE	NS	NS	NS	NS	NS	NS	NS	NS	NS	NS	NS	NS	NS	NS
Chromium	ug/l	50	500	NE	NE	NS	NS	NS	NS	NS	NS	NS	NS	NS	NS	NS	NS	NS	NS
Copper	ug/l	1300	13000	NE	NE	NS	NS	NS	NS	NS	NS	NS	NS	NS	NS	NS	NS	NS	NS
Lead	ug/l	**15**	**150**	NE	NE	NS	NS	NS	NS	NS	NS	NS	**1350 J**	NS	NS	NS	NS	NS	NS
Nickel	ug/l	100	1000	NE	NE	NS	NS	NS	NS	NS	NS	NS	NS	NS	NS	NS	NS	NS	NS
Vanadium	ug/l	50	500	NE	NE	NS	NS	NS	NS	NS	NS	NS	NS	NS	NS	NS	NS	NS	NS
Zinc	ug/l	5000	50000	NE	NE	NS	NS	NS	NS	NS	NS	NS	NS	NS	NS	NS	NS	NS	NS
Cyanide																			
Cyanide	mg/kg	NE	NE	NE	1400	NS	NS	NS	NS	NS	NS	NS	NS	NS	NS	NS	NS	NS	NS
PCBs																			
Aroclor 1242	ug/kg	NE	NE	NE	NE	< 20.3 U	< 21.9 U	< 21.3 U	< 22.1 U	< 20.5 U	< 23.9 U	< 20.9 U	< 21.2 U	< 21.3 U	< 20.6 U	< 21.5 U	< 22.8 U	< 21.8 U	< 1000
Aroclor 1248	ug/kg	NE	NE	NE	NE	< 20.3 U	**443**	< 21.3 U	< 22.1 U	< 20.5 U	**639**	**9960**	< 21.2 U	< 21.3 U	< 20.6 U	< 21.5 U	< 114 U	**41.4**	**9700**
Aroclor 1254	ug/kg	NE	NE	NE	NE	< 20.3 U	< 21.9 U	< 21.3 U	< 22.1 U	< 20.5 U	< 23.9 U	< 20.9 U	< 21.2 U	< 21.3 U	< 20.6 U	< 21.5 U	< 114 U	< 21.8 U	< 1000
Aroclor 1260	ug/kg	NE	NE	NE	NE	< 20.3 U	< 21.9 U	< 21.3 U	< 22.1 U	< 20.5 U	< 23.9 U	**296**	< 21.2 U	< 21.3 U	< 20.6 U	< 21.5 U	< 22.8 U	< 21.8 U	< 1000
Aroclor 1262	ug/kg	NE	NE	NE	NE	< 20.3 U	< 21.9 U	< 21.3 U	< 22.1 U	< 20.5 U	< 23.9 U	< 20.9 U	< 21.2 U	< 21.3 U	< 20.6 U	< 21.5 U	< 22.8 U	< 21.8 U	< 1000
Total PCB Aroclors	ug/kg	**NE**	NE	NE	**1000**	< 20.3 U	**443**	< 21.3 U	< 22.1 U	< 20.5 U	**639**	**10256**	< 21.2 U	< 21.3 U	< 20.6 U	< 21.5 U	< 114 U	**41.4**	**9700**
PCBs-SPLP																			
Aroclor 1242	ug/l	NE	NE	NE	NE	NS	NS	NS	NS	NS	NS	NS	NS	NS	NS	NS	NS	NS	NS
Aroclor 1248	ug/l	NE	NE	NE	NE	NS	NS	NS	NS	NS	NS	NS	NS	NS	NS	NS	NS	NS	NS
Aroclor 1260	ug/l	NE	NE	NE	NE	NS	NS	NS	NS	NS	NS	NS	NS	NS	NS	NS	NS	NS	NS
Total PCB Aroclors	ug/l	**0.5**	**5**	NE	NE	NS	NS	NS	NS	NS	NS	NS	NS	NS	NS	NS	NS	NS	NS
Pesticides																			
4,4-DDD (p,p)	ug/kg	NE	NE	NE	NE	NS	NS	NS	NS	NS	NS	NS	NS	NS	NS	NS	NS	NS	NS
4,4-DDE (p,p)	ug/kg	NE	NE	NE	NE	NS	NS	NS	NS	NS	NS	NS	NS	NS	NS	NS	NS	NS	NS
4,4-DDT (p,p)	ug/kg	NE	NE	NE	1800	NS	NS	NS	NS	NS	NS	NS	NS	NS	NS	NS	NS	NS	NS
alpha-Chlordane	ug/kg	NE	NE	NE	NE	NS	NS	NS	NS	NS	NS	NS	NS	NS	NS	NS	NS	NS	NS
Chlordane	ug/kg	NE	NE	NE	**490**	NS	NS	NS	NS	NS	NS	NS	NS	NS	NS	NS	NS	NS	NS
Endrin	ug/kg	NE	NE	NE	20000	NS	NS	NS	NS	NS	NS	NS	NS	NS	NS	NS	NS	NS	NS
gamma-Chlordane	ug/kg	NE	NE	NE	NE	NS	NS	NS	NS	NS	NS	NS	NS	NS	NS	NS	NS	NS	NS
Methoxychlor	ug/kg	800	8000	NE	340000	NS	NS	NS	NS	NS	NS	NS	NS	NS	NS	NS	NS	NS	NS
Total DDx	ug/kg	***3***	***20***	NE	1800	NS	NS	NS	NS	NS	NS	NS	NS	NS	NS	NS	NS	NS	NS
Pesticides-SPLP																			
Chlordane	ug/l	NE	NE	**3**	NE	NS	NS	NS	NS	NS	NS	NS	NS	NS	NS	NS	NS	NS	NS
Herbicides																			
Total Herbicides	ug/kg	NE	NE	NE	NE	NS	NS	NS	NS	NS	NS	NS	NS	NS	NS	NS	NS	NS	NS

Notes:
This is a summary table. Only detected analytes are shown.
<0.010 = Not detected above the laboratory reporting limit
Bold = Detected above reporting limit
Yellow highlighted cells exceed the 2013 GA PMC
Green highlighted cells exceed the 2013 GB PMC
Blue highlighted cells exceed the 2013 RES DEC
RES DEC = Residential Direct Exposure Criteria
GA PMC = Pollutant Mobility Criteria for GA classified groundwater areas
GB PMC = Pollutant Mobility Criteria for GB classified groundwater areas
GWPC = Groundwater Protection Criteria
Italicized criteria indicate that criteria value is from CTDEEP Recommended Criteria Values for Common Additional Polluting Substances and Alternative Criteria Requests (September 2018)
NE = Criteria has not been established
NS = Not sampled for this constituent
ug/kg = micrograms per kilogram
ug/l = micrograms per liter
mg/kg = milligrams per kilogram
U = The analyte was not detected above the detection limit
J+ = Result may be biased high
J-= Result may be biased low
J = Result is considered estimated
UJ = The analyte was not detected at a level greater than or equal to the adjusted DL. However, the reported adjusted DL is approximate and may be inaccurate or imprecise.

Table 2
AOC 1 Non-PCB Soil Analytical Data
EC Application

Greenwich High School
10 Hillside Road
Greenwich, CT

Location ID						AC8-SB459	AC8-SB459	AC8-SB459	AC8-SB459	AC8-SS82	AC8-SS82	AD13-SB470	AD14-SB465	AD14-SB465	AD14-SB465	AD15-SB363	AD15-SB363	AD15-SB363	AD15-SS85
Depth Interval						12 - 13 ft	4 - 5 ft	7 - 8 ft	7 - 8 ft	0 - 0.5 ft	0 - 0.25 ft	3 - 4 ft	13 - 14 ft	4 - 5 ft	6 - 7 ft	11.5 - 12 ft	2 - 2.5 ft	9 - 10 ft	0 - 0.5 ft
Sample ID	Unit	2013 GA PMC	2013 GB PMC	GWPC x 10	2013 RES DEC	-SB459 (12-13)7111	8-SB459 (4-5)7111	28-SB459 (7-8)7111	28-SB459 (7-8)7111	AC8-SS82-080411	AC8 SS82 0-3	13-SB470 (3-4)7121	4-SB465 (13-14)7111	14-SB465 (4-5)7111	14-SB465 (6-7)7111	SB363 (11.5-12)-045	-SB363 (2-2.5)-0412	5-SB363 (9-10)-0412	AD15-SS85-080411
Sample Date						7/11/2012	7/11/2012	7/11/2012	7/11/2012	8/4/2011	8/11/2011	7/12/2012	7/11/2012	7/11/2012	7/11/2012	4/12/2012	4/12/2012	4/12/2012	8/4/2011
SDG						SB52651	SB52651	SB52651	SB52651	SB32875	SB33302	SB52747	SB52651	SB52651	SB52651	SB47192	SB47192	SB47192	SB32875
CTETPH																			
Aliphatic Hydrocarbons (ETPH) C9-C36	mg/kg	**500**	**2500**	NE	**500**	NS	NS	< 56.1 U	< 60.1 U	NS	NS	NS	NS	NS	**755**	NS	NS	**732**	NS
Total Petroleum Hydrocarbons	mg/kg	**500**	**2500**	NE	**500**	NS	NS	< 56.1 U	< 60.1 U	NS	NS	NS	NS	NS	**755**	NS	NS	**732**	NS
Unidentified	mg/kg	NE	NE	NE	NE	NS	NS	< 56.1 U	< 60.1 U	NS	NS	NS	NS	NS	**755**	NS	NS	**732**	NS
CTETPH-SPLP																			
Aliphatic Hydrocarbons (ETPH) C9-C36	mg/l	NE	NE	2.5	NE	NS	NS	NS	NS	NS	NS	NS	NS	NS	NS	NS	NS	NS	NS
Total Petroleum Hydrocarbons	mg/l	NE	NE	NE	NE	NS	NS	NS	NS	NS	NS	NS	NS	NS	NS	NS	NS	NS	NS
Unidentified	mg/l	NE	NE	NE	NE	NS	NS	NS	NS	NS	NS	NS	NS	NS	NS	NS	NS	NS	NS
VOCs																			
1,1,1-Trichloroethane	ug/kg	4000	40000	NE	500000	NS	NS	NS	NS	NS	NS	NS	NS	NS	NS	NS	NS	NS	NS
1,1-Dichloroethane	ug/kg	**1400**	14000	NE	500000	NS	NS	NS	NS	NS	NS	NS	NS	NS	NS	NS	NS	NS	NS
1,2,4-Trichlorobenzene	ug/kg	NE	NE	NE	21000	NS	NS	NS	NS	NS	NS	NS	NS	NS	NS	NS	NS	NS	NS
1,2,4-Trimethylbenzene	ug/kg	NE	NE	NE	500000	NS	NS	NS	NS	NS	NS	NS	NS	NS	NS	NS	NS	NS	NS
1,2-Dichlorobenzene	ug/kg	3100	3100	NE	500000	NS	NS	NS	NS	NS	NS	NS	NS	NS	NS	NS	NS	NS	NS
1,2-Dichloroethane	ug/kg	**20**	200	NE	6700	NS	NS	NS	NS	NS	NS	NS	NS	NS	NS	NS	NS	NS	NS
1,3,5-Trimethylbenzene	ug/kg	NE	NE	NE	500000	NS	NS	NS	NS	NS	NS	NS	NS	NS	NS	NS	NS	NS	NS
1,3-Dichlorobenzene	ug/kg	12000	120000	NE	500000	NS	NS	NS	NS	NS	NS	NS	NS	NS	NS	NS	NS	NS	NS
1,4-Dichlorobenzene	ug/kg	1500	15000	NE	26000	NS	NS	NS	NS	NS	NS	NS	NS	NS	NS	NS	NS	NS	NS
2-Butanone (MEK)	ug/kg	8000	80000	NE	500000	NS	NS	NS	NS	NS	NS	NS	NS	NS	NS	NS	NS	NS	NS
Acetone	ug/kg	14000	140000	NE	500000	NS	NS	NS	NS	NS	NS	NS	NS	NS	NS	NS	NS	NS	NS
Benzene	ug/kg	**20**	**200**	NE	21000	NS	NS	NS	NS	NS	NS	NS	NS	NS	NS	NS	NS	NS	NS
Chlorobenzene	ug/kg	2000	20000	NE	500000	NS	NS	NS	NS	NS	NS	NS	NS	NS	NS	NS	NS	NS	NS
Chloroethane	ug/kg	NE	NE	NE	130000	NS	NS	NS	NS	NS	NS	NS	NS	NS	NS	NS	NS	NS	NS
cis-1,2-Dichloroethylene	ug/kg	**1400**	**14000**	NE	500000	NS	NS	NS	NS	NS	NS	NS	NS	NS	NS	NS	NS	NS	NS
Ethyl ether	ug/kg	NE	NE	NE	NE	NS	NS	NS	NS	NS	NS	NS	NS	NS	NS	NS	NS	NS	NS
Ethylbenzene	ug/kg	**10100**	**10100**	NE	500000	NS	NS	NS	NS	NS	NS	NS	NS	NS	NS	NS	NS	NS	NS
Isopropylbenzene	ug/kg	NE	NE	NE	500000	NS	NS	NS	NS	NS	NS	NS	NS	NS	NS	NS	NS	NS	NS
m,p-Xylenes	ug/kg	NE	**19500**	NE	NE	NS	NS	NS	NS	NS	NS	NS	NS	NS	NS	NS	NS	NS	NS
Methyl Isobutyl Ketone	ug/kg	7000	14000	NE	500000	NS	NS	NS	NS	NS	NS	NS	NS	NS	NS	NS	NS	NS	NS
Naphthalene	ug/kg	**5600**	56000	NE	1000000	NS	NS	NS	NS	NS	NS	NS	NS	NS	NS	NS	NS	NS	NS
n-Butylbenzene	ug/kg	NE	NE	NE	500000	NS	NS	NS	NS	NS	NS	NS	NS	NS	NS	NS	NS	NS	NS
n-Propylbenzene	ug/kg	NE	NE	NE	500000	NS	NS	NS	NS	NS	NS	NS	NS	NS	NS	NS	NS	NS	NS
o-Xylene	ug/kg	NE	**19500**	NE	NE	NS	NS	NS	NS	NS	NS	NS	NS	NS	NS	NS	NS	NS	NS
p-Isopropyltoluene	ug/kg	NE	NE	NE	500000	NS	NS	NS	NS	NS	NS	NS	NS	NS	NS	NS	NS	NS	NS
sec-Butylbenzene	ug/kg	NE	NE	NE	500000	NS	NS	NS	NS	NS	NS	NS	NS	NS	NS	NS	NS	NS	NS
Styrene	ug/kg	2000	20000	NE	500000	NS	NS	NS	NS	NS	NS	NS	NS	NS	NS	NS	NS	NS	NS
tert-butylbenzene	ug/kg	NE	NE	NE	500000	NS	NS	NS	NS	NS	NS	NS	NS	NS	NS	NS	NS	NS	NS
Tetrachloroethylene	ug/kg	**100**	1000	NE	12000	NS	NS	NS	NS	NS	NS	NS	NS	NS	NS	NS	NS	NS	NS
Toluene	ug/kg	20000	67000	NE	500000	NS	NS	NS	NS	NS	NS	NS	NS	NS	NS	NS	NS	NS	NS
Total Xylenes	ug/kg	**19500**	**19500**	NE	NE	NS	NS	NS	NS	NS	NS	NS	NS	NS	NS	NS	NS	NS	NS
trans-1,2-Dichloroethylene	ug/kg	**2000**	20000	NE	500000	NS	NS	NS	NS	NS	NS	NS	NS	NS	NS	NS	NS	NS	NS
Trichloroethene	ug/kg	**100**	**1000**	NE	56000	NS	NS	NS	NS	NS	NS	NS	NS	NS	NS	NS	NS	NS	NS
Vinyl chloride	ug/kg	**40**	**400**	NE	**320**	NS	NS	NS	NS	NS	NS	NS	NS	NS	NS	NS	NS	NS	NS
VOCs-SPLP																			
Total VOC-SPLP	ug/l	NE	NE	NE	NE	NS	NS	NS	NS	NS	NS	NS	NS	NS	NS	NS	NS	NS	NS
SVOC-SIMs																			
Benzo(a)pyrene	ug/kg	1000	1000	NE	1000	NS	NS	NS	NS	NS	NS	NS	NS	NS	NS	NS	NS	NS	NS
Benzo(b)fluoranthene	ug/kg	1000	1000	NE	1000	NS	NS	NS	NS	NS	NS	NS	NS	NS	NS	NS	NS	NS	NS
Fluoranthene	ug/kg	5600	56000	NE	1000000	NS	NS	NS	NS	NS	NS	NS	NS	NS	NS	NS	NS	NS	NS
Pyrene	ug/kg	4000	40000	NE	1000000	NS	NS	NS	NS	NS	NS	NS	NS	NS	NS	NS	NS	NS	NS
SVOCs																			
1-Methylnaphthalene	ug/kg	*200*	*1000*	NE	*21000*	NS	NS	< 361 U	< 376 U	NS	NS	NS	NS	NS	< 4200 U	NS	NS	< 399 U	NS
2-Methylnaphthalene	ug/kg	*560*	*5600*	NE	*270000*	NS	NS	< 361 U	< 376 U	NS	NS	NS	NS	NS	< 4200 U	NS	NS	< 399 U	NS
Acenaphthene	ug/kg	*8400*	*84000*	NE	*1000000*	NS	NS	< 361 U	< 376 U	NS	NS	NS	NS	NS	< 4200 U	NS	NS	< 399 U	NS
Acenaphthylene	ug/kg	8400	84000	NE	1000000	NS	NS	< 361 U	< 376 U	NS	NS	NS	NS	NS	< 4200 U	NS	NS	< 399 U	NS
Anthracene	ug/kg	40000	400000	NE	1000000	NS	NS	< 361 U	< 376 U	NS	NS	NS	NS	NS	< 4200 U	NS	NS	< 399 U	NS
Benzo(a)anthracene	ug/kg	**1000**	**1000**	NE	**1000**	NS	NS	< 361 U	< 376 U	NS	NS	NS	NS	NS	**5360**	NS	NS	< 399 U	NS
Benzo(a)pyrene	ug/kg	**1000**	**1000**	NE	**1000**	NS	NS	< 361 U	< 376 U	NS	NS	NS	NS	NS	**5230**	NS	NS	**542**	NS
Benzo(b)fluoranthene	ug/kg	**1000**	**1000**	NE	**1000**	NS	NS	< 361 U	< 376 U	NS	NS	NS	NS	NS	**4480**	NS	NS	**473**	NS
Benzo(g,h,i)perylene	ug/kg	*1000*	*1000*	NE	*8400*	NS	NS	< 361 U	< 376 U	NS	NS	NS	NS	NS	< 4200 U	NS	NS	< 399 U	NS
Benzo(k)fluoranthene	ug/kg	**1000**	**1000**	NE	**8400**	NS	NS	< 361 U	< 376 U	NS	NS	NS	NS	NS	**4340**	NS	NS	**455**	NS
Bis(2-ethylhexyl)phthalate	ug/kg	**1000**	11000	NE	44000	NS	NS	NS	NS	NS	NS	NS	NS	NS	NS	NS	NS	NS	NS
Chrysene	ug/kg	*1000*	*1000*	NE	*84000*	NS	NS	< 361 U	< 376 U	NS	NS	NS	NS	NS	**4710**	NS	NS	< 399 U	NS
Dibenzo(a,h)anthracene	ug/kg	*1000*	*1000*	NE	***1000***	NS	NS	< 361 U	< 376 U	NS	NS	NS	NS	NS	< 4200 U	NS	NS	< 399 U	NS
Fluoranthene	ug/kg	**5600**	56000	NE	1000000	NS	NS	< 361 U	< 376 U	NS	NS	NS	NS	NS	**11200**	NS	NS	< 399 U	NS
Fluorene	ug/kg	**5600**	56000	NE	1000000	NS	NS	< 361 U	< 376 U	NS	NS	NS	NS	NS	< 4200 U	NS	NS	< 399 U	NS
Indeno(1,2,3-cd)pyrene	ug/kg	*1000*	*1000*	NE	***1000***	NS	NS	< 361 U	< 376 U	NS	NS	NS	NS	NS	< 4200 U	NS	NS	< 399 U	NS
Naphthalene	ug/kg	**5600**	56000	NE	1000000	NS	NS	< 361 U	< 376 U	NS	NS	NS	NS	NS	< 4200 U	NS	NS	< 399 U	NS
Phenanthrene	ug/kg	**4000**	40000	NE	1000000	NS	NS	< 361 U	< 376 U	NS	NS	NS	NS	NS	**8680**	NS	NS	< 399 U	NS
Pyrene	ug/kg	**4000**	40000	NE	1000000	NS	NS	< 361 U	< 376 U	NS	NS	NS	NS	NS	**8610**	NS	NS	**422**	NS
SVOCs-SPLP																			
1-Methylnaphthalene	ug/l	NE	NE	*50*	NE	NS	NS	NS	NS	NS	NS	NS	NS	NS	NS	NS	NS	NS	NS
2-Methylnaphthalene	ug/l	NE	NE	*280*	NE	NS	NS	NS	NS	NS	NS	NS	NS	NS	NS	NS	NS	NS	NS
Acenaphthene	ug/l	NE	NE	*4200*	NE	NS	NS	NS	NS	NS	NS	NS	NS	NS	NS	NS	NS	NS	NS
Anthracene	ug/l	NE	NE	20000	NE	NS	NS	NS	NS	NS	NS	NS	NS	NS	NS	NS	NS	NS	NS
Benzo(a)anthracene	ug/l	NE	NE	0.6	NE	NS	NS	NS	NS	NS	NS	NS	NS	NS	NS	NS	NS	NS	NS
Fluoranthene	ug/l	NE	NE	2800	NE	NS	NS	NS	NS	NS	NS	NS	NS	NS	NS	NS	NS	NS	NS
Fluorene	ug/l	NE	NE	2800	NE	NS	NS	NS	NS	NS	NS	NS	NS	NS	NS	NS	NS	NS	NS
Naphthalene	ug/l	NE	NE	2800	NE	NS	NS	NS	NS	NS	NS	NS	NS	NS	NS	NS	NS	NS	NS
Phenanthrene	ug/l	NE	NE	2000	NE	NS	NS	NS	NS	NS	NS	NS	NS	NS	NS	NS	NS	NS	NS
Pyrene	ug/l	NE	NE	2000	NE	NS	NS	NS	NS	NS	NS	NS	NS	NS	NS	NS	NS	NS	NS

Table 2
AOC 1 Non-PCB Soil Analytical Data
EC Application

Greenwich High School
10 Hillside Road
Greenwich, CT

Location ID						AC8-SB459	AC8-SB459	AC8-SB459	AC8-SB459	AC8-SS82	AC8-SS82	AD13-SB470	AD14-SB465	AD14-SB465	AD14-SB465	AD15-SB363	AD15-SB363	AD15-SB363	AD15-SS85
Depth Interval						12 - 13 ft	4 - 5 ft	7 - 8 ft	7 - 8 ft	0 - 0.5 ft	0 - 0.25 ft	3 - 4 ft	13 - 14 ft	4 - 5 ft	6 - 7 ft	11.5 - 12 ft	2 - 2.5 ft	9 - 10 ft	0 - 0.5 ft
Sample ID	Unit	2013 GA PMC	2013 GB PMC	GWPC x 10	2013 RES DEC	-SB459 (12-13)7111	8-SB459 (4-5)7111	8-SB459 (7-8)7111	8-SB459 (7-8)7111	AC8-SS82-080411	AC8 SS82 0-3	13-SB470 (3-4)7121	4-SB465 (13-14)7111	4-SB465 (4-5)7111	4-SB465 (6-7)7111	SB363 (11.5-12)-045	-SB363 (2-2.5)-0412	-SB363 (9-10)-0412	AD15-SS85-080411
Sample Date						7/11/2012	7/11/2012	7/11/2012	7/11/2012	8/4/2011	8/11/2011	7/12/2012	7/11/2012	7/11/2012	7/11/2012	4/12/2012	4/12/2012	4/12/2012	8/4/2011
SDG						SB52651	SB52651	SB52651	SB52651	SB32875	SB33302	SB52747	SB52651	SB52651	SB52651	SB47192	SB47192	SB47192	SB32875
Metals																			
Antimony	mg/kg	NE	NE	NE	**27**	< 9.73 UJ	< 5.29 UJ	< 9.16 UJ	< 9.54 UJ	NS	NS	< 4.87 UJ	< 14.4 UJ	< 4.96 UJ	< 28.5 UJ	< 6.58 U	< 5.11 U	**11.5**	NS
Arsenic	mg/kg	NE	NE	NE	**10**	**5.02**	**2.72**	**4.52**	< 2.86 U	NS	**9.59**	< 7.31 U	< 4.32 UJ	**2.00 J-**	< 1.71 UJ	**4.95**	**2.40**	**19.1**	NS
Barium	mg/kg	NE	NE	NE	4700	**150**	**91.3**	**212**	**182**	NS	NS	**196**	**268**	**162**	**439**	**236**	**62.6**	**671**	NS
Beryllium	mg/kg	NE	NE	NE	**2**	< 0.973 U	< 0.529 U	**1.41**	**1.69**	NS	NS	< 0.487 U	< 1.44 U	< 2.48 U	< 0.570 U	**1.16**	< 0.511 U	< 0.515 U	NS
Cadmium	mg/kg	NE	NE	NE	**34**	< 0.973 UJ	< 0.529 UJ	< 0.916 UJ	< 0.954 UJ	NS	**0.760**	**1.34**	< 1.44 UJ	**0.684 J**	**1.23 J**	< 0.658 U	< 0.511 U	**4.58**	NS
Chromium	mg/kg	NE	NE	NE	NE	**26.7**	**30.2**	**37.4**	**32.0**	NS	**28.4**	**48.6**	**27.8**	**36.0**	**57.8**	**58.2**	**17.9**	**63.9**	NS
Copper	mg/kg	NE	NE	NE	**2500**	**36.2 J**	**13.8 J**	**16.2 J**	**13.7 J**	NS	NS	**37.5**	**32.5 J**	**69.1 J**	**261 J**	**28.7**	**15.8**	**509**	NS
Lead	mg/kg	NE	NE	NE	**400**	**5.38 J**	**17.8 J**	**13.2 J**	**8.06 J**	NS	**72.1**	**38.8 J**	**6.30 J**	**175 J**	**407 J**	**41.2**	**12.9**	**1510**	NS
Mercury	mg/kg	NE	NE	NE	20	< 0.0682 UJ	**0.0443 J**	**0.112 J**	**0.108 J**	NS	**0.167**	**0.195**	**0.111 J**	**0.109 J**	**0.399 J**	**0.369**	**0.0487**	**1.01**	NS
Nickel	mg/kg	NE	NE	NE	**1400**	**37.8**	**14.5**	**18.8**	**11.7**	NS	NS	**20.7 J**	**13.6**	**25.7**	**48.4**	**36.4**	**12.1**	**65.9**	NS
Selenium	mg/kg	NE	NE	NE	340	< 2.92 UJ	< 1.59 UJ	< 2.75 UJ	< 2.86 UJ	NS	NS	< 1.46 U	< 4.32 UJ	< 1.49 UJ	< 1.71 UJ	< 1.97 U	< 1.53 U	< 1.54 U	NS
Silver	mg/kg	NE	NE	NE	340	< 2.92 U	< 1.59 U	< 2.75 U	< 2.86 U	NS	NS	< 1.46 U	< 4.32 U	< 1.49 U	< 1.71 U	< 1.97 U	< 1.53 U	< 7.72 U	NS
Thallium	mg/kg	NE	NE	NE	**5.4**	< 5.84 U	< 3.17 U	< 5.50 U	< 5.73 U	NS	NS	< 2.92 U	< 8.63 U	< 2.97 U	< 17.1 U	< 3.95 U	< 3.06 U	< 3.09 U	NS
Vanadium	mg/kg	NE	NE	NE	**470**	**29.4**	**26.2**	**34.5**	**24.7**	NS	NS	**39.6**	**26.2**	**35.8**	**54.3**	**51.8**	**21.2**	**40.1**	NS
Zinc	mg/kg	NE	NE	NE	**20000**	**78.7 J**	**47.9 J**	**25.7 J**	**12.6 J**	NS	NS	**125**	**20.4 J**	**219 J**	**570 J**	**96.4**	**31.3**	**1830**	NS
Metals-SPLP																			
Antimony	ug/l	**6**	60	NE	NE	NS	NS	NS	NS	NS	NS	NS	NS	NS	NS	NS	NS	NS	NS
Arsenic	ug/l	50	500	NE	NE	NS	NS	NS	NS	NS	NS	NS	NS	NS	NS	NS	NS	NS	NS
Barium	ug/l	1000	10000	NE	NE	NS	NS	NS	NS	NS	NS	NS	NS	NS	NS	NS	NS	NS	NS
Cadmium	ug/l	**5**	**50**	NE	NE	NS	NS	NS	NS	NS	NS	NS	NS	NS	NS	NS	NS	NS	NS
Chromium	ug/l	50	500	NE	NE	NS	NS	NS	NS	NS	NS	NS	NS	NS	NS	NS	NS	NS	NS
Copper	ug/l	1300	13000	NE	NE	NS	NS	NS	NS	NS	NS	NS	NS	NS	NS	NS	NS	NS	NS
Lead	ug/l	**15**	**150**	NE	NE	NS	NS	NS	NS	NS	NS	NS	NS	NS	NS	NS	NS	NS	NS
Nickel	ug/l	100	1000	NE	NE	NS	NS	NS	NS	NS	NS	NS	NS	NS	NS	NS	NS	NS	NS
Vanadium	ug/l	50	500	NE	NE	NS	NS	NS	NS	NS	NS	NS	NS	NS	NS	NS	NS	NS	NS
Zinc	ug/l	5000	50000	NE	NE	NS	NS	NS	NS	NS	NS	NS	NS	NS	NS	NS	NS	NS	NS
Cyanide																			
Cyanide	mg/kg	NE	NE	NE	1400	NS	NS	NS	NS	NS	NS	NS	NS	NS	NS	NS	NS	NS	NS
PCBs																			
Aroclor 1242	ug/kg	NE	NE	NE	NE	< 46.0 U	< 22.6 U	< 42.3 U	< 43.0 U	< 22.1 U	< 22.6 U	< 21.6 U	**236**	**159000**	**6410**	**192**	< 221 U	**2100000**	< 20.9 U
Aroclor 1248	ug/kg	NE	NE	NE	NE	**396**	**708**	**558 J**	**275 J**	**8230**	**555**	**4140**	< 61.2 U	< 21100 U	< 121 U	< 29.1 U	< 221 U	< 23400 U	**33.5**
Aroclor 1254	ug/kg	NE	NE	NE	NE	< 46.0 U	< 22.6 U	< 42.3 U	< 43.0 U	< 22.1 U	< 22.6 U	< 21.6 U	< 61.2 U	< 21100 U	< 121 U	< 29.1 U	< 221 U	< 23400 U	< 20.9 U
Aroclor 1260	ug/kg	NE	NE	NE	NE	< 46.0 U	< 22.6 U	< 42.3 U	< 43.0 U	**163**	< 22.6 U	**187**	< 61.2 U	< 21100 U	**229**	< 29.1 U	< 22.1 U	< 23400 U	< 20.9 U
Aroclor 1262	ug/kg	NE	NE	NE	NE	< 46.0 U	< 22.6 U	< 42.3 U	< 43.0 U	< 22.1 U	< 22.6 U	< 21.6 U	< 61.2 U	< 21100 U	< 121 U	< 29.1 U	< 22.1 U	< 23400 U	< 20.9 U
Total PCB Aroclors	ug/kg	**NE**	NE	NE	**1000**	**396**	**708**	**558**	**275**	**8393**	**555**	**4327**	**236**	**159000**	**6640**	**192**	< 221 U	**2100000**	**33.5**
PCBs-SPLP																			
Aroclor 1242	ug/l	NE	NE	NE	NE	NS	NS	NS	NS	NS	NS	NS	NS	NS	NS	NS	NS	NS	NS
Aroclor 1248	ug/l	NE	NE	NE	NE	NS	NS	NS	NS	NS	NS	NS	NS	NS	NS	NS	NS	NS	NS
Aroclor 1260	ug/l	NE	NE	NE	NE	NS	NS	NS	NS	NS	NS	NS	NS	NS	NS	NS	NS	NS	NS
Total PCB Aroclors	ug/l	**0.5**	**5**	NE	NE	NS	NS	NS	NS	NS	NS	NS	NS	NS	NS	NS	NS	NS	NS
Pesticides																			
4,4-DDD (p,p)	ug/kg	NE	NE	NE	NE	NS	NS	NS	NS	NS	NS	NS	NS	NS	NS	NS	NS	NS	NS
4,4-DDE (p,p)	ug/kg	NE	NE	NE	NE	NS	NS	NS	NS	NS	NS	NS	NS	NS	NS	NS	NS	NS	NS
4,4-DDT (p,p)	ug/kg	NE	NE	NE	1800	NS	NS	NS	NS	NS	NS	NS	NS	NS	NS	NS	NS	NS	NS
alpha-Chlordane	ug/kg	NE	NE	NE	NE	NS	NS	NS	NS	NS	NS	NS	NS	NS	NS	NS	NS	NS	NS
Chlordane	ug/kg	NE	NE	NE	**490**	NS	NS	NS	NS	NS	NS	NS	NS	NS	NS	NS	NS	NS	NS
Endrin	ug/kg	NE	NE	NE	20000	NS	NS	NS	NS	NS	NS	NS	NS	NS	NS	NS	NS	NS	NS
gamma-Chlordane	ug/kg	NE	NE	NE	NE	NS	NS	NS	NS	NS	NS	NS	NS	NS	NS	NS	NS	NS	NS
Methoxychlor	ug/kg	800	8000	NE	340000	NS	NS	NS	NS	NS	NS	NS	NS	NS	NS	NS	NS	NS	NS
Total DDx	ug/kg	***3***	***20***	NE	1800	NS	NS	NS	NS	NS	NS	NS	NS	NS	NS	NS	NS	NS	NS
Pesticides-SPLP																			
Chlordane	ug/l	NE	NE	**3**	NE	NS	NS	NS	NS	NS	NS	NS	NS	NS	NS	NS	NS	NS	NS
Herbicides																			
Total Herbicides	ug/kg	NE	NE	NE	NE	NS	NS	NS	NS	NS	NS	NS	NS	NS	NS	NS	NS	NS	NS

Notes:
This is a summary table. Only detected analytes are shown.
<0.010 = Not detected above the laboratory reporting limit
Bold = Detected above reporting limit
Yellow highlighted cells exceed the 2013 GA PMC
Green highlighted cells exceed the 2013 GB PMC
Blue highlighted cells exceed the 2013 RES DEC
RES DEC = Residential Direct Exposure Criteria
GA PMC = Pollutant Mobility Criteria for GA classified groundwater areas
GB PMC = Pollutant Mobility Criteria for GB classified groundwater areas
GWPC = Groundwater Protection Criteria
Italicized criteria indicate that criteria value is from CTDEEP Recommended Criteria Values for Common Additional Polluting Substances and Alternative Criteria Requests (September 2018)
NE = Criteria has not been established
NS = Not sampled for this constituent
ug/kg = micrograms per kilogram
ug/l = micrograms per liter
mg/kg = milligrams per kilogram
U = The analyte was not detected above the detection limit
J+ = Result may be biased high
J-= Result may be biased low
J = Result is considered estimated
UJ = The analyte was not detected at a level greater than or equal to the adjusted DL. However, the reported adjusted DL is approximate and may be inaccurate or imprecise.

Table 2
AOC 1 Non-PCB Soil Analytical Data
EC Application

Greenwich High School
10 Hillside Road
Greenwich, CT

Location ID						AD15-SS85	AD16-SB362	AD16-SB362	AD16-SS86	AD16-SS86	AD17-SB354	AD17-SB354	AD17-SB354	AD18-SB384	AD18-SB384	AD18-SB384	AD8-SS182	AD9-SB469	AD9-SB469
Depth Interval						0 - 0.25 ft	10 - 11 ft	3.5 - 4 ft	0 - 0.5 ft	0 - 0.5 ft	11.5 - 12.5 ft	4.5 - 5 ft	6 - 7 ft	10 - 11 ft	3 - 4 ft	8 - 9 ft	0 - 0.25 ft	12 - 13 ft	3.5 - 3.6 ft
Sample ID	Unit	2013 GA PMC	2013 GB PMC	GWPC x 10	2013 RES DEC	AD15 SS85 0-3	-SB362 (10-11)-0413	-SB362 (3.5-4)-0412	AD16-SS86-080411	AD16-SS86-080511	SB354(11.5-12.5)-047	-SB354(4.5-5)-0410	7-SB354(6-7)-0410	-SB384 (10-11)-062	8-SB384 (3-4)-0625	8-SB384 (8-9)-0625	AD8 SS182 0-3	-SB469 (12-13)7121	-SB469 (3.5-3.6)712
Sample Date						8/11/2011	4/12/2012	4/12/2012	8/4/2011	8/5/2011	4/10/2012	4/10/2012	4/9/2012	6/25/2012	6/25/2012	6/25/2012	8/11/2011	7/12/2012	7/12/2012
SDG						SB33302	SB47192	SB47192	SB32875	SB32945	SB46973	SB46973	SB46973	SB51819	SB51819	SB51819	SB33302	SB52747	SB52747
CTETPH																			
Aliphatic Hydrocarbons (ETPH) C9-C36	mg/kg	**500**	**2500**	NE	**500**	**64.7**	**324**	NS	NS	**169**	NS	NS	**148**	NS	NS	**146**	NS	NS	NS
Total Petroleum Hydrocarbons	mg/kg	**500**	**2500**	NE	**500**	**64.7**	**324**	NS	NS	**169**	NS	NS	**148**	NS	NS	**146**	NS	NS	NS
Unidentified	mg/kg	NE	NE	NE	NE	**64.7**	**324**	NS	NS	**169**	NS	NS	**148**	NS	NS	**146**	NS	NS	NS
CTETPH-SPLP																			
Aliphatic Hydrocarbons (ETPH) C9-C36	mg/l	NE	NE	2.5	NE	NS	NS	NS	NS	NS	NS	NS	NS	NS	NS	NS	NS	NS	NS
Total Petroleum Hydrocarbons	mg/l	NE	NE	NE	NE	NS	NS	NS	NS	NS	NS	NS	NS	NS	NS	NS	NS	NS	NS
Unidentified	mg/l	NE	NE	NE	NE	NS	NS	NS	NS	NS	NS	NS	NS	NS	NS	NS	NS	NS	NS
VOCs																			
1,1,1-Trichloroethane	ug/kg	4000	40000	NE	500000	NS	NS	NS	NS	NS	NS	NS	NS	NS	NS	NS	NS	NS	NS
1,1-Dichloroethane	ug/kg	**1400**	14000	NE	500000	NS	NS	NS	NS	NS	NS	NS	NS	NS	NS	NS	NS	NS	NS
1,2,4-Trichlorobenzene	ug/kg	NE	NE	NE	21000	NS	NS	NS	NS	NS	NS	NS	NS	NS	NS	NS	NS	NS	NS
1,2,4-Trimethylbenzene	ug/kg	NE	NE	NE	500000	NS	NS	NS	NS	NS	NS	NS	NS	NS	NS	NS	NS	NS	NS
1,2-Dichlorobenzene	ug/kg	3100	3100	NE	500000	NS	NS	NS	NS	NS	NS	NS	NS	NS	NS	NS	NS	NS	NS
1,2-Dichloroethane	ug/kg	**20**	200	NE	6700	NS	NS	NS	NS	NS	NS	NS	NS	NS	NS	NS	NS	NS	NS
1,3,5-Trimethylbenzene	ug/kg	NE	NE	NE	500000	NS	NS	NS	NS	NS	NS	NS	NS	NS	NS	NS	NS	NS	NS
1,3-Dichlorobenzene	ug/kg	12000	120000	NE	500000	NS	NS	NS	NS	NS	NS	NS	NS	NS	NS	NS	NS	NS	NS
1,4-Dichlorobenzene	ug/kg	1500	15000	NE	26000	NS	NS	NS	NS	NS	NS	NS	NS	NS	NS	NS	NS	NS	NS
2-Butanone (MEK)	ug/kg	8000	80000	NE	500000	NS	NS	NS	NS	NS	NS	NS	NS	NS	NS	NS	NS	NS	NS
Acetone	ug/kg	14000	140000	NE	500000	NS	NS	NS	NS	NS	NS	NS	NS	NS	NS	NS	NS	NS	NS
Benzene	ug/kg	**20**	**200**	NE	21000	NS	NS	NS	NS	NS	NS	NS	NS	NS	NS	NS	NS	NS	NS
Chlorobenzene	ug/kg	2000	20000	NE	500000	NS	NS	NS	NS	NS	NS	NS	NS	NS	NS	NS	NS	NS	NS
Chloroethane	ug/kg	NE	NE	NE	130000	NS	NS	NS	NS	NS	NS	NS	NS	NS	NS	NS	NS	NS	NS
cis-1,2-Dichloroethylene	ug/kg	**1400**	**14000**	NE	500000	NS	NS	NS	NS	NS	NS	NS	NS	NS	NS	NS	NS	NS	NS
Ethyl ether	ug/kg	NE	NE	NE	NE	NS	NS	NS	NS	NS	NS	NS	NS	NS	NS	NS	NS	NS	NS
Ethylbenzene	ug/kg	**10100**	**10100**	NE	500000	NS	NS	NS	NS	NS	NS	NS	NS	NS	NS	NS	NS	NS	NS
Isopropylbenzene	ug/kg	NE	NE	NE	500000	NS	NS	NS	NS	NS	NS	NS	NS	NS	NS	NS	NS	NS	NS
m,p-Xylenes	ug/kg	NE	**19500**	NE	NE	NS	NS	NS	NS	NS	NS	NS	NS	NS	NS	NS	NS	NS	NS
Methyl Isobutyl Ketone	ug/kg	7000	14000	NE	500000	NS	NS	NS	NS	NS	NS	NS	NS	NS	NS	NS	NS	NS	NS
Naphthalene	ug/kg	**5600**	56000	NE	1000000	NS	NS	NS	NS	NS	NS	NS	NS	NS	NS	NS	NS	NS	NS
n-Butylbenzene	ug/kg	NE	NE	NE	500000	NS	NS	NS	NS	NS	NS	NS	NS	NS	NS	NS	NS	NS	NS
n-Propylbenzene	ug/kg	NE	NE	NE	500000	NS	NS	NS	NS	NS	NS	NS	NS	NS	NS	NS	NS	NS	NS
o-Xylene	ug/kg	NE	**19500**	NE	NE	NS	NS	NS	NS	NS	NS	NS	NS	NS	NS	NS	NS	NS	NS
p-Isopropyltoluene	ug/kg	NE	NE	NE	500000	NS	NS	NS	NS	NS	NS	NS	NS	NS	NS	NS	NS	NS	NS
sec-Butylbenzene	ug/kg	NE	NE	NE	500000	NS	NS	NS	NS	NS	NS	NS	NS	NS	NS	NS	NS	NS	NS
Styrene	ug/kg	2000	20000	NE	500000	NS	NS	NS	NS	NS	NS	NS	NS	NS	NS	NS	NS	NS	NS
tert-butylbenzene	ug/kg	NE	NE	NE	500000	NS	NS	NS	NS	NS	NS	NS	NS	NS	NS	NS	NS	NS	NS
Tetrachloroethylene	ug/kg	**100**	1000	NE	12000	NS	NS	NS	NS	NS	NS	NS	NS	NS	NS	NS	NS	NS	NS
Toluene	ug/kg	20000	67000	NE	500000	NS	NS	NS	NS	NS	NS	NS	NS	NS	NS	NS	NS	NS	NS
Total Xylenes	ug/kg	**19500**	**19500**	NE	NE	NS	NS	NS	NS	NS	NS	NS	NS	NS	NS	NS	NS	NS	NS
trans-1,2-Dichloroethylene	ug/kg	**2000**	20000	NE	500000	NS	NS	NS	NS	NS	NS	NS	NS	NS	NS	NS	NS	NS	NS
Trichloroethene	ug/kg	**100**	**1000**	NE	56000	NS	NS	NS	NS	NS	NS	NS	NS	NS	NS	NS	NS	NS	NS
Vinyl chloride	ug/kg	**40**	**400**	NE	**320**	NS	NS	NS	NS	NS	NS	NS	NS	NS	NS	NS	NS	NS	NS
VOCs-SPLP																			
Total VOC-SPLP	ug/l	NE	NE	NE	NE	NS	NS	NS	NS	NS	NS	NS	NS	NS	NS	NS	NS	NS	NS
SVOC-SIMs																			
Benzo(a)pyrene	ug/kg	1000	1000	NE	1000	NS	NS	NS	NS	NS	NS	NS	NS	NS	NS	NS	NS	NS	NS
Benzo(b)fluoranthene	ug/kg	1000	1000	NE	1000	NS	NS	NS	NS	NS	NS	NS	NS	NS	NS	NS	NS	NS	NS
Fluoranthene	ug/kg	5600	56000	NE	1000000	NS	NS	NS	NS	NS	NS	NS	NS	NS	NS	NS	NS	NS	NS
Pyrene	ug/kg	4000	40000	NE	1000000	NS	NS	NS	NS	NS	NS	NS	NS	NS	NS	NS	NS	NS	NS
SVOCs																			
1-Methylnaphthalene	ug/kg	*200*	*1000*	NE	*21000*	< 350 U	< 393 U	NS	NS	< 387 U	NS	NS	< 374 U	NS	NS	< 245 U	NS	NS	NS
2-Methylnaphthalene	ug/kg	*560*	*5600*	NE	*270000*	< 350 U	< 393 U	NS	NS	< 387 U	NS	NS	< 374 U	NS	NS	< 245 U	NS	NS	NS
Acenaphthene	ug/kg	*8400*	*84000*	NE	*1000000*	< 350 U	< 393 U	NS	NS	< 387 U	NS	NS	< 374 U	NS	NS	< 245 U	NS	NS	NS
Acenaphthylene	ug/kg	8400	84000	NE	1000000	< 350 U	< 393 U	NS	NS	< 387 U	NS	NS	< 374 U	NS	NS	< 245 U	NS	NS	NS
Anthracene	ug/kg	40000	400000	NE	1000000	< 350 U	< 393 U	NS	NS	< 387 U	NS	NS	< 374 U	NS	NS	< 245 U	NS	NS	NS
Benzo(a)anthracene	ug/kg	**1000**	**1000**	NE	**1000**	< 350 U	**884**	NS	NS	< 387 U	NS	NS	< 374 U	NS	NS	< 245 UJ	NS	NS	NS
Benzo(a)pyrene	ug/kg	**1000**	**1000**	NE	**1000**	< 350 U	**843**	NS	NS	< 387 U	NS	NS	< 374 U	NS	NS	< 245 UJ	NS	NS	NS
Benzo(b)fluoranthene	ug/kg	**1000**	**1000**	NE	**1000**	< 350 U	**817**	NS	NS	< 387 U	NS	NS	< 374 U	NS	NS	< 245 UJ	NS	NS	NS
Benzo(g,h,i)perylene	ug/kg	*1000*	*1000*	NE	*8400*	< 350 U	**490**	NS	NS	< 387 U	NS	NS	< 374 U	NS	NS	< 245 UJ	NS	NS	NS
Benzo(k)fluoranthene	ug/kg	**1000**	**1000**	NE	**8400**	< 350 U	**799**	NS	NS	< 387 U	NS	NS	< 374 U	NS	NS	< 245 UJ	NS	NS	NS
Bis(2-ethylhexyl)phthalate	ug/kg	**1000**	11000	NE	44000	NS	NS	NS	NS	NS	NS	NS	NS	NS	NS	NS	NS	NS	NS
Chrysene	ug/kg	*1000*	*1000*	NE	*84000*	< 350 U	**965**	NS	NS	< 387 UJ	NS	NS	< 374 U	NS	NS	< 245 UJ	NS	NS	NS
Dibenzo(a,h)anthracene	ug/kg	*1000*	*1000*	NE	***1000***	< 350 U	< 393 U	NS	NS	< 387 U	NS	NS	< 374 U	NS	NS	< 245 UJ	NS	NS	NS
Fluoranthene	ug/kg	**5600**	56000	NE	1000000	< 350 U	**1610**	NS	NS	< 387 U	NS	NS	< 374 U	NS	NS	**374**	NS	NS	NS
Fluorene	ug/kg	**5600**	56000	NE	1000000	< 350 U	< 393 U	NS	NS	< 387 U	NS	NS	< 374 U	NS	NS	< 245 U	NS	NS	NS
Indeno(1,2,3-cd)pyrene	ug/kg	*1000*	*1000*	NE	***1000***	< 350 U	**482**	NS	NS	< 387 U	NS	NS	< 374 U	NS	NS	< 245 UJ	NS	NS	NS
Naphthalene	ug/kg	**5600**	56000	NE	1000000	< 350 U	< 393 U	NS	NS	< 387 U	NS	NS	< 374 U	NS	NS	< 245 U	NS	NS	NS
Phenanthrene	ug/kg	**4000**	40000	NE	1000000	< 350 U	**1180**	NS	NS	< 387 U	NS	NS	< 374 U	NS	NS	< 245 U	NS	NS	NS
Pyrene	ug/kg	**4000**	40000	NE	1000000	< 350 U	**1590**	NS	NS	< 387 U	NS	NS	< 374 U	NS	NS	**528 J**	NS	NS	NS
SVOCs-SPLP																			
1-Methylnaphthalene	ug/l	NE	NE	*50*	NE	NS	NS	NS	NS	NS	NS	NS	NS	NS	NS	NS	NS	NS	NS
2-Methylnaphthalene	ug/l	NE	NE	*280*	NE	NS	NS	NS	NS	NS	NS	NS	NS	NS	NS	NS	NS	NS	NS
Acenaphthene	ug/l	NE	NE	*4200*	NE	NS	NS	NS	NS	NS	NS	NS	NS	NS	NS	NS	NS	NS	NS
Anthracene	ug/l	NE	NE	20000	NE	NS	NS	NS	NS	NS	NS	NS	NS	NS	NS	NS	NS	NS	NS
Benzo(a)anthracene	ug/l	NE	NE	0.6	NE	NS	NS	NS	NS	NS	NS	NS	NS	NS	NS	NS	NS	NS	NS
Fluoranthene	ug/l	NE	NE	2800	NE	NS	NS	NS	NS	NS	NS	NS	NS	NS	NS	NS	NS	NS	NS
Fluorene	ug/l	NE	NE	2800	NE	NS	NS	NS	NS	NS	NS	NS	NS	NS	NS	NS	NS	NS	NS
Naphthalene	ug/l	NE	NE	2800	NE	NS	NS	NS	NS	NS	NS	NS	NS	NS	NS	NS	NS	NS	NS
Phenanthrene	ug/l	NE	NE	2000	NE	NS	NS	NS	NS	NS	NS	NS	NS	NS	NS	NS	NS	NS	NS
Pyrene	ug/l	NE	NE	2000	NE	NS	NS	NS	NS	NS	NS	NS	NS	NS	NS	NS	NS	NS	NS

Table 2
AOC 1 Non-PCB Soil Analytical Data
EC Application

Location ID						AD15-SS85	AD16-SB362	AD16-SB362	AD16-SS86	AD16-SS86	AD17-SB354	AD17-SB354	AD17-SB354	AD18-SB384	AD18-SB384	AD18-SB384	AD8-SS182	AD9-SB469	AD9-SB469
Depth Interval						0 - 0.25 ft	10 - 11 ft	3.5 - 4 ft	0 - 0.5 ft	0 - 0.5 ft	11.5 - 12.5 ft	4.5 - 5 ft	6 - 7 ft	10 - 11 ft	3 - 4 ft	8 - 9 ft	0 - 0.25 ft	12 - 13 ft	3.5 - 3.6 ft
Sample ID	Unit	2013 GA PMC	2013 GB PMC	GWPC x 10	2013 RES DEC	AD15 SS85 0-3	-SB362 (10-11)-0413	-SB362 (3.5-4)-0412	AD16-SS86-080411	AD16-SS86-080511	SB354(11.5-12.5)-047	-SB354(4.5-5)-0410	7-SB354(6-7)-0410	-SB384 (10-11)-062	8-SB384 (3-4)-0625	8-SB384 (8-9)-0625	AD8 SS182 0-3	-SB469 (12-13)7121	-SB469 (3.5-3.6)712
Sample Date						8/11/2011	4/12/2012	4/12/2012	8/4/2011	8/5/2011	4/10/2012	4/10/2012	4/9/2012	6/25/2012	6/25/2012	6/25/2012	8/11/2011	7/12/2012	7/12/2012
SDG						SB33302	SB47192	SB47192	SB32875	SB32945	SB46973	SB46973	SB46973	SB51819	SB51819	SB51819	SB33302	SB52747	SB52747
Metals																			
Antimony	mg/kg	NE	NE	NE	**27**	NS	< 5.76 U	< 5.06 U	NS	NS	< 7.93 UJ	< 5.38 UJ	< 5.68 UJ	< 5.35 UJ	< 5.36 UJ	< 6.94 UJ	NS	< 14.6 UJ	< 6.06 UJ
Arsenic	mg/kg	NE	NE	NE	**10**	NS	**6.17**	**3.30**	NS	**3.78**	< 2.38 U	< 1.61 U	< 1.70 U	**3.52**	**4.87**	**9.35**	NS	< 8.74 U	< 9.39 U
Barium	mg/kg	NE	NE	NE	4700	NS	**366**	**59.5**	NS	NS	**270 J+**	**87.4 J+**	**140 J+**	**105**	**183**	**729**	NS	**194**	**496**
Beryllium	mg/kg	NE	NE	NE	**2**	NS	< 0.576 U	**0.506**	NS	NS	**1.54**	< 0.538 U	**0.647**	< 0.535 U	**0.660**	**0.783**	NS	< 1.46 U	< 0.606 U
Cadmium	mg/kg	NE	NE	NE	**34**	NS	**1.26**	< 0.506 U	NS	< 0.32 U	< 0.793 U	< 0.538 U	< 0.568 U	< 0.535 U	< 0.536 U	**3.93**	NS	< 1.46 U	**7.57**
Chromium	mg/kg	NE	NE	NE	NE	NS	**45.7**	**17.3**	NS	**17.2**	**59.1**	**25.5**	**43.1**	**22.1**	**44.6**	**74.8**	NS	**36.8**	**121**
Copper	mg/kg	NE	NE	NE	**2500**	NS	**272**	**142**	NS	NS	**15.7**	**12.4**	**23.2**	**43.6**	**32.9**	**449**	NS	**34.9**	**16600**
Lead	mg/kg	NE	NE	NE	**400**	NS	**1910**	**22.3**	NS	**32.1**	**34.4**	**12.4**	**21.3**	**34.9 J-**	**36.2 J-**	**1030 J-**	NS	**7.22 J**	**1270 J**
Mercury	mg/kg	NE	NE	NE	20	NS	**0.258**	**0.0886**	NS	< 0.07 U	**0.0803 J+**	**0.0757 J+**	< 0.0319 U	< 0.0311 U	**0.0766**	**0.892**	NS	< 0.0906 U	**0.685**
Nickel	mg/kg	NE	NE	NE	**1400**	NS	**38.2**	**12.7**	NS	NS	**37.1**	**22.8**	**32.3**	**17.8 J-**	**24.6 J-**	**43.1 J-**	NS	**47.4 J**	**58.8 J**
Selenium	mg/kg	NE	NE	NE	340	NS	< 1.73 U	< 1.52 U	NS	NS	< 2.38 U	< 1.61 U	< 1.70 U	< 1.60 U	< 1.61 U	< 2.08 U	NS	< 4.37 U	< 1.82 U
Silver	mg/kg	NE	NE	NE	340	NS	< 8.65 U	< 1.52 U	NS	NS	< 2.38 U	< 1.61 U	< 1.70 U	< 1.60 U	< 1.61 U	< 2.08 U	NS	< 4.37 U	< 1.82 U
Thallium	mg/kg	NE	NE	NE	**5.4**	NS	< 3.46 U	< 3.04 U	NS	NS	< 4.76 U	< 3.23 U	< 3.41 U	< 3.21 U	< 3.22 U	< 4.16 U	NS	< 8.74 U	< 3.63 U
Vanadium	mg/kg	NE	NE	NE	**470**	NS	**42.2**	**21.8**	NS	NS	**59.1**	**23.6**	**38.2**	**14.1**	**36.9**	**70.6**	NS	**35.0**	**46.9**
Zinc	mg/kg	NE	NE	NE	**20000**	NS	**860**	**38.1**	NS	NS	**86.7**	**36.7**	**57.0**	**67.9**	**67.1**	**1580**	NS	**107**	**4030**
Metals-SPLP																			
Antimony	ug/l	**6**	60	NE	NE	NS	NS	NS	NS	NS	NS	NS	NS	NS	NS	NS	NS	NS	NS
Arsenic	ug/l	50	500	NE	NE	NS	NS	NS	NS	NS	NS	NS	NS	NS	NS	NS	NS	NS	NS
Barium	ug/l	1000	10000	NE	NE	NS	NS	NS	NS	NS	NS	NS	NS	NS	NS	NS	NS	NS	NS
Cadmium	ug/l	**5**	**50**	NE	NE	NS	NS	NS	NS	NS	NS	NS	NS	NS	NS	NS	NS	NS	NS
Chromium	ug/l	50	500	NE	NE	NS	NS	NS	NS	NS	NS	NS	NS	NS	NS	NS	NS	NS	NS
Copper	ug/l	1300	13000	NE	NE	NS	NS	NS	NS	NS	NS	NS	NS	NS	NS	NS	NS	NS	NS
Lead	ug/l	**15**	**150**	NE	NE	NS	NS	NS	NS	NS	NS	NS	NS	NS	NS	NS	NS	NS	NS
Nickel	ug/l	100	1000	NE	NE	NS	NS	NS	NS	NS	NS	NS	NS	NS	NS	NS	NS	NS	NS
Vanadium	ug/l	50	500	NE	NE	NS	NS	NS	NS	NS	NS	NS	NS	NS	NS	NS	NS	NS	NS
Zinc	ug/l	5000	50000	NE	NE	NS	NS	NS	NS	NS	NS	NS	NS	NS	NS	NS	NS	NS	NS
Cyanide																			
Cyanide	mg/kg	NE	NE	NE	1400	NS	NS	NS	NS	NS	NS	NS	NS	NS	NS	NS	NS	NS	NS
PCBs																			
Aroclor 1242	ug/kg	NE	NE	NE	NE	< 19.7 U	**114000**	< 42.8 U	< 22.9 U	< 23.2 U	< 34.3 U	< 22.4 U	< 21.4 U	NS	< 20.3 U	< 28.4 U	< 22.3 U	< 58.8 U	< 488 U
Aroclor 1248	ug/kg	NE	NE	NE	NE	< 19.7 U	< 2420 U	< 42.8 U	**616**	**848**	**220**	**760**	**694**	NS	**917**	**1480**	**564**	< 58.8 U	**17400**
Aroclor 1254	ug/kg	NE	NE	NE	NE	< 19.7 U	< 2420 U	< 42.8 U	< 22.9 U	< 23.2 U	< 34.3 U	< 22.4 U	< 21.4 U	NS	< 20.3 U	< 28.4 U	< 22.3 U	< 58.8 U	< 488 U
Aroclor 1260	ug/kg	NE	NE	NE	NE	< 19.7 U	< 2420 U	< 21.4 U	**25.2**	**38.2**	< 34.3 U	< 22.4 U	< 21.4 U	NS	**27.5**	**118**	< 22.3 U	< 58.8 U	**830**
Aroclor 1262	ug/kg	NE	NE	NE	NE	< 19.7 U	< 2420 U	< 21.4 U	< 22.9 U	< 23.2 U	< 34.3 U	< 22.4 U	< 21.4 U	NS	< 20.3 U	< 28.4 U	< 22.3 U	< 58.8 U	< 488 U
Total PCB Aroclors	ug/kg	**NE**	NE	NE	**1000**	< 19.7 U	**114000**	< 42.8 U	**641**	**886**	**220**	**760**	**694**	NS	**945**	**1600**	**564**	< 58.8 U	**18230**
PCBs-SPLP																			
Aroclor 1242	ug/l	NE	NE	NE	NE	NS	NS	NS	NS	NS	NS	NS	NS	NS	NS	NS	NS	NS	NS
Aroclor 1248	ug/l	NE	NE	NE	NE	NS	NS	NS	NS	NS	NS	NS	NS	NS	NS	NS	NS	NS	NS
Aroclor 1260	ug/l	NE	NE	NE	NE	NS	NS	NS	NS	NS	NS	NS	NS	NS	NS	NS	NS	NS	NS
Total PCB Aroclors	ug/l	**0.5**	**5**	NE	NE	NS	NS	NS	NS	NS	NS	NS	NS	NS	NS	NS	NS	NS	NS
Pesticides																			
4,4-DDD (p,p)	ug/kg	NE	NE	NE	NE	NS	NS	NS	NS	< 7.11 U	NS	NS	NS	NS	NS	NS	< 9.40 U	NS	NS
4,4-DDE (p,p)	ug/kg	NE	NE	NE	NE	NS	NS	NS	NS	**19.8**	NS	NS	NS	NS	NS	NS	**7.60**	NS	NS
4,4-DDT (p,p)	ug/kg	NE	NE	NE	1800	NS	NS	NS	NS	< 7.11 U	NS	NS	NS	NS	NS	NS	< 9.40 U	NS	NS
alpha-Chlordane	ug/kg	NE	NE	NE	NE	NS	NS	NS	NS	**15.3 J**	NS	NS	NS	NS	NS	NS	**59.9 J**	NS	NS
Chlordane	ug/kg	NE	NE	NE	**490**	NS	NS	NS	NS	**139**	NS	NS	NS	NS	NS	NS	**322**	NS	NS
Endrin	ug/kg	NE	NE	NE	20000	NS	NS	NS	NS	< 7.11 U	NS	NS	NS	NS	NS	NS	< 9.40 U	NS	NS
gamma-Chlordane	ug/kg	NE	NE	NE	NE	NS	NS	NS	NS	**14.5**	NS	NS	NS	NS	NS	NS	**46.6**	NS	NS
Methoxychlor	ug/kg	800	8000	NE	340000	NS	NS	NS	NS	< 7.11 U	NS	NS	NS	NS	NS	NS	< 9.40 U	NS	NS
Total DDx	ug/kg	***3***	***20***	NE	1800	NS	NS	NS	NS	**19.8**	NS	NS	NS	NS	NS	NS	**7.6**	NS	NS
Pesticides-SPLP																			
Chlordane	ug/l	NE	NE	**3**	NE	NS	NS	NS	NS	NS	NS	NS	NS	NS	NS	NS	NS	NS	NS
Herbicides																			
Total Herbicides	ug/kg	NE	NE	NE	NE	NS	NS	NS	NS	< 7.56 U	NS	NS	NS	NS	NS	NS	NS	NS	NS

Notes:
This is a summary table. Only detected analytes are shown.
<0.010 = Not detected above the laboratory reporting limit
Bold = Detected above reporting limit
Yellow highlighted cells exceed the 2013 GA PMC
Green highlighted cells exceed the 2013 GB PMC
Blue highlighted cells exceed the 2013 RES DEC
RES DEC = Residential Direct Exposure Criteria
GA PMC = Pollutant Mobility Criteria for GA classified groundwater areas
GB PMC = Pollutant Mobility Criteria for GB classified groundwater areas
GWPC = Groundwater Protection Criteria
Italicized criteria indicate that criteria value is from CTDEEP Recommended Criteria Values for Common Additional Polluting Substances and Alternative Criteria Requests (September 2018)
NE = Criteria has not been established
NS = Not sampled for this constituent
ug/kg = micrograms per kilogram
ug/l = micrograms per liter
mg/kg = milligrams per kilogram
U = The analyte was not detected above the detection limit
J+ = Result may be biased high
J-= Result may be biased low
J = Result is considered estimated
UJ = The analyte was not detected at a level greater than or equal to the adjusted DL. However, the reported adjusted DL is approximate and may be inaccurate or imprecise.

Table 2
AOC 1 Non-PCB Soil Analytical Data
EC Application

Location ID						AD9-SB469	AD9-SB469	AE10-SB458	AE10-SB458	AE10-SB458	AE12-SB461	AE12-SB461	AE12-SB461	AE12-SB461	AE13-SB463	AE13-SB463	AE13-SB463	AE13-SB463	AE14-SB472
Depth Interval						4 - 5 ft	5 - 6 ft	1 - 2 ft	12 - 13 ft	4 - 5 ft	11.5 - 12 ft	2.5 - 3 ft	4 - 5 ft	5.5 - 6 ft	11 - 12 ft	3 - 4 ft	4.5 - 5 ft	5.5 - 6 ft	11.5 - 12 ft
Sample ID	Unit	2013 GA PMC	2013 GB PMC	GWPC x 10	2013 RES DEC	9-SB469 (4-5)712129	9-SB469 (5-6)712129	0-SB458 (1-2)07110	-SB458 (12-13)07110	0-SB458 (4-5)07110	SB461 (11.5-12)0712	2-SB461 (2.5-3)07112	2-SB461 (4-5)07112	2-SB461 (5.5-6)07112	3-SB463 (11-12)07113	3-SB463 (3-4)07113	3-SB463 (4.5-5)07113	3-SB463 (5.5-6)-07113	SB472 (11.5-12)071
Sample Date						7/12/2012	7/12/2012	7/11/2012	7/11/2012	7/11/2012	7/11/2012	7/11/2012	7/11/2012	7/11/2012	7/11/2012	7/11/2012	7/11/2012	7/11/2012	7/12/2012
SDG						SB52747	SB52747	SB52651	SB52651	SB52651	SB52651	SB52651	SB52651	SB52651	SB52651	SB52651	SB52651	SB52651	SB52747
CTETPH																			
Aliphatic Hydrocarbons (ETPH) C9-C36	mg/kg	**500**	**2500**	NE	**500**	NS	**302**	NS	NS	**1670**	NS	NS	**592**	NS	NS	NS	NS	**582**	NS
Total Petroleum Hydrocarbons	mg/kg	**500**	**2500**	NE	**500**	NS	**302**	NS	NS	**1670**	NS	NS	**592**	NS	NS	NS	NS	**582**	NS
Unidentified	mg/kg	NE	NE	NE	NE	NS	**302**	NS	NS	**1670**	NS	NS	**592**	NS	NS	NS	NS	**582**	NS
CTETPH-SPLP																			
Aliphatic Hydrocarbons (ETPH) C9-C36	mg/l	NE	NE	2.5	NE	NS	NS	NS	NS	NS	NS	NS	NS	NS	NS	NS	NS	NS	NS
Total Petroleum Hydrocarbons	mg/l	NE	NE	NE	NE	NS	NS	NS	NS	NS	NS	NS	NS	NS	NS	NS	NS	NS	NS
Unidentified	mg/l	NE	NE	NE	NE	NS	NS	NS	NS	NS	NS	NS	NS	NS	NS	NS	NS	NS	NS
VOCs																			
1,1,1-Trichloroethane	ug/kg	4000	40000	NE	500000	NS	NS	NS	NS	NS	NS	NS	NS	< 151 U	NS	NS	< 241 U	NS	NS
1,1-Dichloroethane	ug/kg	**1400**	14000	NE	500000	NS	NS	NS	NS	NS	NS	NS	NS	< 151 U	NS	NS	< 241 U	NS	NS
1,2,4-Trichlorobenzene	ug/kg	NE	NE	NE	21000	NS	NS	NS	NS	NS	NS	NS	NS	< 151 U	NS	NS	< 241 U	NS	NS
1,2,4-Trimethylbenzene	ug/kg	NE	NE	NE	500000	NS	NS	NS	NS	NS	NS	NS	NS	**2140**	NS	NS	**1800**	NS	NS
1,2-Dichlorobenzene	ug/kg	3100	3100	NE	500000	NS	NS	NS	NS	NS	NS	NS	NS	**230**	NS	NS	< 241 U	NS	NS
1,2-Dichloroethane	ug/kg	**20**	200	NE	6700	NS	NS	NS	NS	NS	NS	NS	NS	< 151 U	NS	NS	< 241 U	NS	NS
1,3,5-Trimethylbenzene	ug/kg	NE	NE	NE	500000	NS	NS	NS	NS	NS	NS	NS	NS	**820**	NS	NS	**813**	NS	NS
1,3-Dichlorobenzene	ug/kg	12000	120000	NE	500000	NS	NS	NS	NS	NS	NS	NS	NS	< 151 U	NS	NS	< 241 U	NS	NS
1,4-Dichlorobenzene	ug/kg	1500	15000	NE	26000	NS	NS	NS	NS	NS	NS	NS	NS	< 151 U	NS	NS	< 241 U	NS	NS
2-Butanone (MEK)	ug/kg	8000	80000	NE	500000	NS	NS	NS	NS	NS	NS	NS	NS	< 1510 U	NS	NS	< 2410 U	NS	NS
Acetone	ug/kg	14000	140000	NE	500000	NS	NS	NS	NS	NS	NS	NS	NS	< 1510 U	NS	NS	< 2410 U	NS	NS
Benzene	ug/kg	**20**	**200**	NE	21000	NS	NS	NS	NS	NS	NS	NS	NS	< 151 U	NS	NS	< 241 U	NS	NS
Chlorobenzene	ug/kg	2000	20000	NE	500000	NS	NS	NS	NS	NS	NS	NS	NS	< 151 U	NS	NS	< 241 U	NS	NS
Chloroethane	ug/kg	NE	NE	NE	130000	NS	NS	NS	NS	NS	NS	NS	NS	< 302 U	NS	NS	< 482 U	NS	NS
cis-1,2-Dichloroethylene	ug/kg	**1400**	**14000**	NE	500000	NS	NS	NS	NS	NS	NS	NS	NS	**637**	NS	NS	**1820**	NS	NS
Ethyl ether	ug/kg	NE	NE	NE	NE	NS	NS	NS	NS	NS	NS	NS	NS	< 151 U	NS	NS	< 241 U	NS	NS
Ethylbenzene	ug/kg	**10100**	**10100**	NE	500000	NS	NS	NS	NS	NS	NS	NS	NS	**1080**	NS	NS	**1270**	NS	NS
Isopropylbenzene	ug/kg	NE	NE	NE	500000	NS	NS	NS	NS	NS	NS	NS	NS	**279**	NS	NS	< 241 U	NS	NS
m,p-Xylenes	ug/kg	NE	**19500**	NE	NE	NS	NS	NS	NS	NS	NS	NS	NS	**1830**	NS	NS	**3440**	NS	NS
Methyl Isobutyl Ketone	ug/kg	7000	14000	NE	500000	NS	NS	NS	NS	NS	NS	NS	NS	< 1510 U	NS	NS	< 2410 U	NS	NS
Naphthalene	ug/kg	**5600**	56000	NE	1000000	NS	NS	NS	NS	NS	NS	NS	NS	**798**	NS	NS	**1170**	NS	NS
n-Butylbenzene	ug/kg	NE	NE	NE	500000	NS	NS	NS	NS	NS	NS	NS	NS	**379**	NS	NS	**456**	NS	NS
n-Propylbenzene	ug/kg	NE	NE	NE	500000	NS	NS	NS	NS	NS	NS	NS	NS	**243**	NS	NS	**253**	NS	NS
o-Xylene	ug/kg	NE	**19500**	NE	NE	NS	NS	NS	NS	NS	NS	NS	NS	**1200 J**	NS	NS	**675 J**	NS	NS
p-Isopropyltoluene	ug/kg	NE	NE	NE	500000	NS	NS	NS	NS	NS	NS	NS	NS	**550**	NS	NS	**617**	NS	NS
sec-Butylbenzene	ug/kg	NE	NE	NE	500000	NS	NS	NS	NS	NS	NS	NS	NS	**387**	NS	NS	**282**	NS	NS
Styrene	ug/kg	2000	20000	NE	500000	NS	NS	NS	NS	NS	NS	NS	NS	< 151 U	NS	NS	< 241 U	NS	NS
tert-butylbenzene	ug/kg	NE	NE	NE	500000	NS	NS	NS	NS	NS	NS	NS	NS	< 151 U	NS	NS	< 241 U	NS	NS
Tetrachloroethylene	ug/kg	**100**	1000	NE	12000	NS	NS	NS	NS	NS	NS	NS	NS	< 151 U	NS	NS	< 241 U	NS	NS
Toluene	ug/kg	20000	67000	NE	500000	NS	NS	NS	NS	NS	NS	NS	NS	**462**	NS	NS	**499**	NS	NS
Total Xylenes	ug/kg	**19500**	**19500**	NE	NE	NS	NS	NS	NS	NS	NS	NS	NS	**3030**	NS	NS	**4120**	NS	NS
trans-1,2-Dichloroethylene	ug/kg	**2000**	20000	NE	500000	NS	NS	NS	NS	NS	NS	NS	NS	**153**	NS	NS	**600**	NS	NS
Trichloroethene	ug/kg	**100**	**1000**	NE	56000	NS	NS	NS	NS	NS	NS	NS	NS	**231**	NS	NS	**1110**	NS	NS
Vinyl chloride	ug/kg	**40**	**400**	NE	**320**	NS	NS	NS	NS	NS	NS	NS	NS	< 151 UJ	NS	NS	**316 J**	NS	NS
VOCs-SPLP																			
Total VOC-SPLP	ug/l	NE	NE	NE	NE	NS	NS	NS	NS	NS	NS	NS	NS	NS	NS	NS	NS	NS	NS
SVOC-SIMs																			
Benzo(a)pyrene	ug/kg	1000	1000	NE	1000	NS	NS	NS	NS	NS	NS	NS	NS	NS	NS	NS	NS	NS	NS
Benzo(b)fluoranthene	ug/kg	1000	1000	NE	1000	NS	NS	NS	NS	NS	NS	NS	NS	NS	NS	NS	NS	NS	NS
Fluoranthene	ug/kg	5600	56000	NE	1000000	NS	NS	NS	NS	NS	NS	NS	NS	NS	NS	NS	NS	NS	NS
Pyrene	ug/kg	4000	40000	NE	1000000	NS	NS	NS	NS	NS	NS	NS	NS	NS	NS	NS	NS	NS	NS
SVOCs																			
1-Methylnaphthalene	ug/kg	*200*	*1000*	NE	*21000*	NS	< 201 U	NS	NS	< 2720 U	NS	NS	< 931 U	NS	NS	NS	NS	< 185 U	NS
2-Methylnaphthalene	ug/kg	*560*	*5600*	NE	*270000*	NS	< 201 U	NS	NS	< 2720 U	NS	NS	< 931 U	NS	NS	NS	NS	< 185 U	NS
Acenaphthene	ug/kg	*8400*	*84000*	NE	*1000000*	NS	< 201 U	NS	NS	< 2720 U	NS	NS	< 931 U	NS	NS	NS	NS	< 185 U	NS
Acenaphthylene	ug/kg	8400	84000	NE	1000000	NS	< 201 U	NS	NS	< 2720 U	NS	NS	< 931 U	NS	NS	NS	NS	< 185 U	NS
Anthracene	ug/kg	40000	400000	NE	1000000	NS	< 201 U	NS	NS	< 2720 U	NS	NS	< 931 U	NS	NS	NS	NS	< 185 U	NS
Benzo(a)anthracene	ug/kg	**1000**	**1000**	NE	**1000**	NS	< 201 U	NS	NS	< 2720 U	NS	NS	< 931 U	NS	NS	NS	NS	< 185 U	NS
Benzo(a)pyrene	ug/kg	**1000**	**1000**	NE	**1000**	NS	< 201 U	NS	NS	< 2720 U	NS	NS	< 931 U	NS	NS	NS	NS	**203**	NS
Benzo(b)fluoranthene	ug/kg	**1000**	**1000**	NE	**1000**	NS	< 201 U	NS	NS	< 2720 U	NS	NS	< 931 U	NS	NS	NS	NS	< 185 U	NS
Benzo(g,h,i)perylene	ug/kg	*1000*	*1000*	NE	*8400*	NS	< 201 U	NS	NS	< 2720 U	NS	NS	< 931 U	NS	NS	NS	NS	< 185 U	NS
Benzo(k)fluoranthene	ug/kg	**1000**	**1000**	NE	**8400**	NS	< 201 U	NS	NS	< 2720 U	NS	NS	< 931 U	NS	NS	NS	NS	< 185 U	NS
Bis(2-ethylhexyl)phthalate	ug/kg	**1000**	11000	NE	44000	NS	NS	NS	NS	NS	NS	NS	NS	NS	NS	NS	NS	NS	NS
Chrysene	ug/kg	*1000*	*1000*	NE	*84000*	NS	< 201 U	NS	NS	< 2720 U	NS	NS	< 931 U	NS	NS	NS	NS	< 185 U	NS
Dibenzo(a,h)anthracene	ug/kg	*1000*	*1000*	NE	***1000***	NS	< 201 U	NS	NS	< 2720 U	NS	NS	< 931 U	NS	NS	NS	NS	< 185 U	NS
Fluoranthene	ug/kg	**5600**	56000	NE	1000000	NS	**315**	NS	NS	< 2720 U	NS	NS	< 931 U	NS	NS	NS	NS	< 185 U	NS
Fluorene	ug/kg	**5600**	56000	NE	1000000	NS	< 201 U	NS	NS	< 2720 U	NS	NS	< 931 U	NS	NS	NS	NS	< 185 U	NS
Indeno(1,2,3-cd)pyrene	ug/kg	*1000*	*1000*	NE	***1000***	NS	< 201 U	NS	NS	< 2720 U	NS	NS	< 931 U	NS	NS	NS	NS	< 185 U	NS
Naphthalene	ug/kg	**5600**	56000	NE	1000000	NS	**241**	NS	NS	< 2720 U	NS	NS	< 931 U	NS	NS	NS	NS	< 185 U	NS
Phenanthrene	ug/kg	**4000**	40000	NE	1000000	NS	< 201 U	NS	NS	< 2720 U	NS	NS	< 931 U	NS	NS	NS	NS	< 185 U	NS
Pyrene	ug/kg	**4000**	40000	NE	1000000	NS	**256**	NS	NS	< 2720 U	NS	NS	**1140**	NS	NS	NS	NS	**216**	NS
SVOCs-SPLP																			
1-Methylnaphthalene	ug/l	NE	NE	*50*	NE	NS	NS	NS	NS	NS	NS	NS	NS	NS	NS	NS	NS	NS	NS
2-Methylnaphthalene	ug/l	NE	NE	*280*	NE	NS	NS	NS	NS	NS	NS	NS	NS	NS	NS	NS	NS	NS	NS
Acenaphthene	ug/l	NE	NE	*4200*	NE	NS	NS	NS	NS	NS	NS	NS	NS	NS	NS	NS	NS	NS	NS
Anthracene	ug/l	NE	NE	20000	NE	NS	NS	NS	NS	NS	NS	NS	NS	NS	NS	NS	NS	NS	NS
Benzo(a)anthracene	ug/l	NE	NE	0.6	NE	NS	NS	NS	NS	NS	NS	NS	NS	NS	NS	NS	NS	NS	NS
Fluoranthene	ug/l	NE	NE	2800	NE	NS	NS	NS	NS	NS	NS	NS	NS	NS	NS	NS	NS	NS	NS
Fluorene	ug/l	NE	NE	2800	NE	NS	NS	NS	NS	NS	NS	NS	NS	NS	NS	NS	NS	NS	NS
Naphthalene	ug/l	NE	NE	2800	NE	NS	NS	NS	NS	NS	NS	NS	NS	NS	NS	NS	NS	NS	NS
Phenanthrene	ug/l	NE	NE	2000	NE	NS	NS	NS	NS	NS	NS	NS	NS	NS	NS	NS	NS	NS	NS
Pyrene	ug/l	NE	NE	2000	NE	NS	NS	NS	NS	NS	NS	NS	NS	NS	NS	NS	NS	NS	NS

Table 2
AOC 1 Non-PCB Soil Analytical Data
EC Application

Greenwich High School
10 Hillside Road
Greenwich, CT

Location ID						AD9-SB469	AD9-SB469	AE10-SB458	AE10-SB458	AE10-SB458	AE12-SB461	AE12-SB461	AE12-SB461	AE12-SB461	AE13-SB463	AE13-SB463	AE13-SB463	AE13-SB463	AE14-SB472
Depth Interval						4 - 5 ft	5 - 6 ft	1 - 2 ft	12 - 13 ft	4 - 5 ft	11.5 - 12 ft	2.5 - 3 ft	4 - 5 ft	5.5 - 6 ft	11 - 12 ft	3 - 4 ft	4.5 - 5 ft	5.5 - 6 ft	11.5 - 12 ft
Sample ID	Unit	2013 GA PMC	2013 GB PMC	GWPC x 10	2013 RES DEC	9-SB469 (4-5)712	9-SB469 (5-6)712	0-SB458 (1-2)0711	-SB458 (12-13)0711	0-SB458 (4-5)0711	-SB461 (11.5-12)071	2-SB461 (2.5-3)0711	2-SB461 (4-5)0711	2-SB461 (5.5-6)0711	3-SB463 (11-12)0711	3-SB463 (3-4)0711	3-SB463 (4.5-5)0711	-SB463 (5.5-6)-0711	-SB472 (11.5-12)071
Sample Date						7/12/2012	7/12/2012	7/11/2012	7/11/2012	7/11/2012	7/11/2012	7/11/2012	7/11/2012	7/11/2012	7/11/2012	7/11/2012	7/11/2012	7/11/2012	7/12/2012
SDG						SB52747	SB52747	SB52651	SB52651	SB52651	SB52651	SB52651	SB52651	SB52651	SB52651	SB52651	SB52651	SB52651	SB52747
Metals																			
Antimony	mg/kg	NE	NE	NE	**27**	< 5.91 UJ	< 5.57 UJ	< 5.52 UJ	< 7.15 UJ	< 37.3 UJ	< 11.9 UJ	< 5.05 UJ	NS	< 28.6 UJ	< 5.59 UJ	< 5.24 UJ	< 28.6 UJ	NS	< 5.37 UJ
Arsenic	mg/kg	NE	NE	NE	**10**	**16.2**	**6.18**	< 1.66 UJ	< 2.14 UJ	**15.7 J-**	< 3.58 UJ	< 1.51 UJ	NS	< 1.72 UJ	**4.09 J-**	< 1.57 UJ	< 8.59 UJ	NS	**3.03**
Barium	mg/kg	NE	NE	NE	4700	**858**	**315**	**137**	**128**	**1340**	**162**	**353**	NS	**243**	**146**	**258**	**721**	NS	**31.0**
Beryllium	mg/kg	NE	NE	NE	**2**	< 0.591 U	< 0.557 U	**0.989**	< 0.715 U	< 0.746 U	< 1.19 U	< 0.505 U	NS	< 0.572 U	< 2.79 U	< 0.524 U	< 0.573 U	NS	< 0.537 U
Cadmium	mg/kg	NE	NE	NE	**34**	**6.06**	**2.39**	< 0.552 UJ	< 0.715 UJ	**7.64 J**	< 1.19 UJ	< 0.505 UJ	NS	**2.48 J**	< 0.559 UJ	< 0.524 UJ	**9.37 J**	NS	< 0.537 U
Chromium	mg/kg	NE	NE	NE	NE	**95.0**	**45.1**	**39.7**	**28.4**	**230**	**25.7**	**18.7**	NS	**83.4**	**36.8**	**51.4**	**153**	NS	**8.66**
Copper	mg/kg	NE	NE	NE	**2500**	**900**	**659**	**13.3 J**	**10.7 J**	**1200 J**	**7.87 J**	**31.2 J**	NS	**222 J**	**44.6 J**	**32.3 J**	**666 J**	NS	**8.55**
Lead	mg/kg	NE	NE	NE	**400**	**1880 J**	**616 J**	**16.0 J**	**4.96 J**	**3720 J**	**6.10 J**	**28.0 J**	NS	**963 J**	**61.7 J**	**39.7 J**	**1200 J**	NS	**9.47 J**
Mercury	mg/kg	NE	NE	NE	20	**1.02**	**0.190**	**0.0491 J**	< 0.0416 UJ	**2.54 J**	**0.0970 J**	**0.0739 J**	NS	**0.545 J**	**0.206 J**	**0.0608 J**	**0.841 J**	NS	< 0.0313 U
Nickel	mg/kg	NE	NE	NE	**1400**	**62.3 J**	**34.0 J**	**14.1**	**18.0**	**75.1**	**10.3**	**12.5**	NS	**78.0**	**19.9**	**23.0**	**293**	NS	**5.75 J**
Selenium	mg/kg	NE	NE	NE	340	< 1.77 U	< 1.67 U	< 1.66 UJ	< 2.14 UJ	< 2.24 UJ	< 3.58 UJ	< 1.51 UJ	NS	< 1.72 UJ	< 1.68 UJ	< 1.57 UJ	< 2.64 UJ	NS	< 1.61 U
Silver	mg/kg	NE	NE	NE	340	< 8.87 U	< 1.67 U	< 1.66 U	< 2.14 U	**4.77**	< 3.58 U	< 3.03 U	NS	< 1.72 U	< 1.68 U	< 1.73 U	< 9.17 U	NS	< 1.61 U
Thallium	mg/kg	NE	NE	NE	**5.4**	< 3.55 U	< 3.34 U	< 3.31 U	< 4.29 U	< 22.4 U	< 7.15 U	< 3.03 U	NS	< 17.2 U	< 3.35 U	< 3.15 U	< 17.2 U	NS	< 3.22 U
Vanadium	mg/kg	NE	NE	NE	**470**	**58.0**	**39.6**	**34.1**	**26.0**	**81.1**	**16.1**	**68.4**	NS	**83.2**	**34.6**	**42.7**	**173**	NS	**10.6**
Zinc	mg/kg	NE	NE	NE	**20000**	**1890**	**815**	**44.9 J**	**55.5 J**	**3970 J**	**12.7 J**	**53.5 J**	NS	**998 J**	**72.5 J**	**63.9 J**	**1700 J**	NS	**22.5**
Metals-SPLP																			
Antimony	ug/l	**6**	60	NE	NE	NS	NS	NS	NS	NS	NS	NS	NS	NS	NS	NS	NS	NS	NS
Arsenic	ug/l	50	500	NE	NE	NS	NS	NS	NS	NS	NS	NS	NS	NS	NS	NS	NS	NS	NS
Barium	ug/l	1000	10000	NE	NE	NS	NS	NS	NS	NS	NS	NS	NS	NS	NS	NS	NS	NS	NS
Cadmium	ug/l	**5**	**50**	NE	NE	NS	NS	NS	NS	NS	NS	NS	NS	NS	NS	NS	NS	NS	NS
Chromium	ug/l	50	500	NE	NE	NS	NS	NS	NS	NS	NS	NS	NS	NS	NS	NS	NS	NS	NS
Copper	ug/l	1300	13000	NE	NE	NS	NS	NS	NS	NS	NS	NS	NS	NS	NS	NS	NS	NS	NS
Lead	ug/l	**15**	**150**	NE	NE	NS	NS	NS	NS	NS	NS	NS	NS	NS	NS	NS	NS	NS	NS
Nickel	ug/l	100	1000	NE	NE	NS	NS	NS	NS	NS	NS	NS	NS	NS	NS	NS	NS	NS	NS
Vanadium	ug/l	50	500	NE	NE	NS	NS	NS	NS	NS	NS	NS	NS	NS	NS	NS	NS	NS	NS
Zinc	ug/l	5000	50000	NE	NE	NS	NS	NS	NS	NS	NS	NS	NS	NS	NS	NS	NS	NS	NS
Cyanide																			
Cyanide	mg/kg	NE	NE	NE	1400	NS	NS	NS	NS	NS	NS	NS	NS	NS	NS	NS	NS	NS	NS
PCBs																			
Aroclor 1242	ug/kg	NE	NE	NE	NE	< 494 U	< 227 U	< 20.6 U	**103**	< 642 U	**413**	**124**	NS	**203000**	**317**	**1240**	**879000**	NS	< 220 U
Aroclor 1248	ug/kg	NE	NE	NE	NE	**21900**	**13300 J+**	**308**	< 28.1 U	**40300**	< 47.8 U	< 20.7 U	NS	< 23200 U	< 21.6 U	< 21.3 U	< 24300 U	NS	< 220 U
Aroclor 1254	ug/kg	NE	NE	NE	NE	< 494 U	< 227 U	< 20.6 U	< 28.1 U	< 642 U	< 47.8 U	< 20.7 U	NS	< 23200 U	< 21.6 U	< 21.3 U	< 24300 U	NS	< 22.0 U
Aroclor 1260	ug/kg	NE	NE	NE	NE	**1010**	**568 J+**	< 20.6 U	< 28.1 U	**964**	< 47.8 U	< 20.7 U	NS	< 23200 U	< 21.6 U	< 21.3 U	< 24300 U	NS	< 22.0 U
Aroclor 1262	ug/kg	NE	NE	NE	NE	< 494 U	< 227 U	< 20.6 U	< 28.1 U	< 642 U	< 47.8 U	< 20.7 U	NS	< 23200 U	< 21.6 U	< 21.3 U	< 24300 U	NS	< 22.0 U
Total PCB Aroclors	ug/kg	**NE**	NE	NE	**1000**	**22900**	**13868**	**308**	**103**	**41264**	**413**	**124**	NS	**203000**	**317**	**1240**	**879000**	NS	< 220 U
PCBs-SPLP																			
Aroclor 1242	ug/l	NE	NE	NE	NE	NS	NS	NS	NS	NS	NS	NS	NS	NS	NS	NS	NS	NS	NS
Aroclor 1248	ug/l	NE	NE	NE	NE	NS	NS	NS	NS	NS	NS	NS	NS	NS	NS	NS	NS	NS	NS
Aroclor 1260	ug/l	NE	NE	NE	NE	NS	NS	NS	NS	NS	NS	NS	NS	NS	NS	NS	NS	NS	NS
Total PCB Aroclors	ug/l	**0.5**	**5**	NE	NE	NS	NS	NS	NS	NS	NS	NS	NS	NS	NS	NS	NS	NS	NS
Pesticides																			
4,4-DDD (p,p)	ug/kg	NE	NE	NE	NE	NS	NS	NS	NS	NS	NS	NS	NS	NS	NS	NS	NS	NS	NS
4,4-DDE (p,p)	ug/kg	NE	NE	NE	NE	NS	NS	NS	NS	NS	NS	NS	NS	NS	NS	NS	NS	NS	NS
4,4-DDT (p,p)	ug/kg	NE	NE	NE	1800	NS	NS	NS	NS	NS	NS	NS	NS	NS	NS	NS	NS	NS	NS
alpha-Chlordane	ug/kg	NE	NE	NE	NE	NS	NS	NS	NS	NS	NS	NS	NS	NS	NS	NS	NS	NS	NS
Chlordane	ug/kg	NE	NE	NE	**490**	NS	NS	NS	NS	NS	NS	NS	NS	NS	NS	NS	NS	NS	NS
Endrin	ug/kg	NE	NE	NE	20000	NS	NS	NS	NS	NS	NS	NS	NS	NS	NS	NS	NS	NS	NS
gamma-Chlordane	ug/kg	NE	NE	NE	NE	NS	NS	NS	NS	NS	NS	NS	NS	NS	NS	NS	NS	NS	NS
Methoxychlor	ug/kg	800	8000	NE	340000	NS	NS	NS	NS	NS	NS	NS	NS	NS	NS	NS	NS	NS	NS
Total DDx	ug/kg	***3***	***20***	NE	1800	NS	NS	NS	NS	NS	NS	NS	NS	NS	NS	NS	NS	NS	NS
Pesticides-SPLP																			
Chlordane	ug/l	NE	NE	**3**	NE	NS	NS	NS	NS	NS	NS	NS	NS	NS	NS	NS	NS	NS	NS
Herbicides																			
Total Herbicides	ug/kg	NE	NE	NE	NE	NS	NS	NS	NS	NS	NS	NS	NS	NS	NS	NS	NS	NS	NS

Notes:
This is a summary table. Only detected analytes are shown.
<0.010 = Not detected above the laboratory reporting limit
Bold = Detected above reporting limit
Yellow highlighted cells exceed the 2013 GA PMC
Green highlighted cells exceed the 2013 GB PMC
Blue highlighted cells exceed the 2013 RES DEC
RES DEC = Residential Direct Exposure Criteria
GA PMC = Pollutant Mobility Criteria for GA classified groundwater areas
GB PMC = Pollutant Mobility Criteria for GB classified groundwater areas
GWPC = Groundwater Protection Criteria
Italicized criteria indicate that criteria value is from CTDEEP Recommended Criteria Values for Common Additional Polluting Substances and Alternative Criteria Requests (September 2018)
NE = Criteria has not been established
NS = Not sampled for this constituent
ug/kg = micrograms per kilogram
ug/l = micrograms per liter
mg/kg = milligrams per kilogram
U = The analyte was not detected above the detection limit
J+ = Result may be biased high
J-= Result may be biased low
J = Result is considered estimated
UJ = The analyte was not detected at a level greater than or equal to the adjusted DL. However, the reported adjusted DL is approximate and may be inaccurate or imprecise.

Table 2
AOC 1 Non-PCB Soil Analytical Data
EC Application

Greenwich High School
10 Hillside Road
Greenwich, CT

Location ID						AE14-SB472	AE14-SB472	AE15-SB364	AE15-SB364	AE15-SB364	AE16-SB291	AE16-SB291	AE16-SB291	AE16-SB291	AE16-SS89	AE16-SS89	AE17-SB79	AE17-SB79	AE17-SB79
Depth Interval						3 - 3.5 ft	5 - 6 ft	3.5 - 4 ft	6 - 6.5 ft	9 - 9 ft	0 - 2 ft	6 - 7 ft	9 - 10 ft	9 - 10 ft	0 - 0.5 ft	0 - 0.25 ft	0 - 1 ft	1 - 2 ft	10 - 11 ft
Sample ID	Unit	2013 GA PMC	2013 GB PMC	GWPC x 10	2013 RES DEC	AE14-SB472 (3-3.5)071	AE14-SB472 (5-6)-0712	AE15-SB364 (3.5-4)-041	AE15-SB364 (6-6.5)-041	AE15-SB364 (9)-04121	AE16-SB291(0-2)-0214	AE16-SB291(6-7)-0214	AE16-SB291(9-10)-0214	AE16-SB291(9-10)-0214	AE16-SS89-080411	AE16 SS89 0-3	AE17-SB79 0-1	AE17-SB79 1-2	AE17-SB79 10-11
Sample Date						7/12/2012	7/12/2012	4/12/2012	4/12/2012	4/12/2012	2/14/2012	2/14/2012	2/14/2012	2/14/2012	8/4/2011	8/11/2011	8/10/2011	8/10/2011	8/10/2011
SDG						SB52747	SB52747	SB47192	SB47192	SB47192	SB43969	SB43969	SB43969	SB43969	SB32875	SB33302	SB33218	SB33218	SB33218
CTETPH																			
Aliphatic Hydrocarbons (ETPH) C9-C36	mg/kg	**500**	**2500**	NE	**500**	NS	**447**	NS	**752**	NS	NS	NS	**3840 J+**	**2760**	NS	NS	NS	**30.9**	NS
Total Petroleum Hydrocarbons	mg/kg	**500**	**2500**	NE	**500**	NS	**447**	NS	**752**	NS	NS	NS	**3840 J+**	**2760**	NS	NS	NS	**30.9**	NS
Unidentified	mg/kg	NE	NE	NE	NE	NS	**447**	NS	**752**	NS	NS	NS	**3840 J+**	**2760**	NS	NS	NS	**30.9**	NS
CTETPH-SPLP																			
Aliphatic Hydrocarbons (ETPH) C9-C36	mg/l	NE	NE	2.5	NE	NS	NS	NS	NS	NS	NS	NS	NS	NS	NS	NS	NS	NS	NS
Total Petroleum Hydrocarbons	mg/l	NE	NE	NE	NE	NS	NS	NS	NS	NS	NS	NS	NS	NS	NS	NS	NS	NS	NS
Unidentified	mg/l	NE	NE	NE	NE	NS	NS	NS	NS	NS	NS	NS	NS	NS	NS	NS	NS	NS	NS
VOCs																			
1,1,1-Trichloroethane	ug/kg	4000	40000	NE	500000	NS	< 145 U	NS	NS	NS	NS	NS	< 80.8 UJ	NS	NS	NS	NS	NS	NS
1,1-Dichloroethane	ug/kg	**1400**	14000	NE	500000	NS	< 145 U	NS	NS	NS	NS	NS	< 80.8 U	NS	NS	NS	NS	NS	NS
1,2,4-Trichlorobenzene	ug/kg	NE	NE	NE	21000	NS	< 145 UJ	NS	NS	NS	NS	NS	< 80.8 U	NS	NS	NS	NS	NS	NS
1,2,4-Trimethylbenzene	ug/kg	NE	NE	NE	500000	NS	**695**	NS	NS	NS	NS	NS	**1620**	NS	NS	NS	NS	NS	NS
1,2-Dichlorobenzene	ug/kg	3100	3100	NE	500000	NS	**254**	NS	NS	NS	NS	NS	**123**	NS	NS	NS	NS	NS	NS
1,2-Dichloroethane	ug/kg	**20**	200	NE	6700	NS	< 145 U	NS	NS	NS	NS	NS	< 80.8 U	NS	NS	NS	NS	NS	NS
1,3,5-Trimethylbenzene	ug/kg	NE	NE	NE	500000	NS	**304**	NS	NS	NS	NS	NS	**247**	NS	NS	NS	NS	NS	NS
1,3-Dichlorobenzene	ug/kg	12000	120000	NE	500000	NS	< 145 U	NS	NS	NS	NS	NS	< 80.8 U	NS	NS	NS	NS	NS	NS
1,4-Dichlorobenzene	ug/kg	1500	15000	NE	26000	NS	< 145 U	NS	NS	NS	NS	NS	< 80.8 U	NS	NS	NS	NS	NS	NS
2-Butanone (MEK)	ug/kg	8000	80000	NE	500000	NS	< 1450 U	NS	NS	NS	NS	NS	< 808 U	NS	NS	NS	NS	NS	NS
Acetone	ug/kg	14000	140000	NE	500000	NS	< 1450 U	NS	NS	NS	NS	NS	< 808 U	NS	NS	NS	NS	NS	NS
Benzene	ug/kg	**20**	**200**	NE	21000	NS	**156**	NS	NS	NS	NS	NS	< 80.8 U	NS	NS	NS	NS	NS	NS
Chlorobenzene	ug/kg	2000	20000	NE	500000	NS	< 145 U	NS	NS	NS	NS	NS	**159**	NS	NS	NS	NS	NS	NS
Chloroethane	ug/kg	NE	NE	NE	130000	NS	< 289 U	NS	NS	NS	NS	NS	< 162 U	NS	NS	NS	NS	NS	NS
cis-1,2-Dichloroethylene	ug/kg	**1400**	**14000**	NE	500000	NS	**6940**	NS	NS	NS	NS	NS	< 80.8 U	NS	NS	NS	NS	NS	NS
Ethyl ether	ug/kg	NE	NE	NE	NE	NS	< 145 U	NS	NS	NS	NS	NS	< 80.8 U	NS	NS	NS	NS	NS	NS
Ethylbenzene	ug/kg	**10100**	**10100**	NE	500000	NS	**823 J**	NS	NS	NS	NS	NS	**822**	NS	NS	NS	NS	NS	NS
Isopropylbenzene	ug/kg	NE	NE	NE	500000	NS	< 145 U	NS	NS	NS	NS	NS	**103**	NS	NS	NS	NS	NS	NS
m,p-Xylenes	ug/kg	NE	**19500**	NE	NE	NS	**2130**	NS	NS	NS	NS	NS	**1400**	NS	NS	NS	NS	NS	NS
Methyl Isobutyl Ketone	ug/kg	7000	14000	NE	500000	NS	< 1450 U	NS	NS	NS	NS	NS	< 808 U	NS	NS	NS	NS	NS	NS
Naphthalene	ug/kg	**5600**	56000	NE	1000000	NS	**814**	NS	NS	NS	NS	NS	**1450**	NS	NS	NS	NS	NS	NS
n-Butylbenzene	ug/kg	NE	NE	NE	500000	NS	**304**	NS	NS	NS	NS	NS	**495**	NS	NS	NS	NS	NS	NS
n-Propylbenzene	ug/kg	NE	NE	NE	500000	NS	**178**	NS	NS	NS	NS	NS	**146**	NS	NS	NS	NS	NS	NS
o-Xylene	ug/kg	NE	**19500**	NE	NE	NS	**627 J**	NS	NS	NS	NS	NS	**205**	NS	NS	NS	NS	NS	NS
p-Isopropyltoluene	ug/kg	NE	NE	NE	500000	NS	**327**	NS	NS	NS	NS	NS	**233**	NS	NS	NS	NS	NS	NS
sec-Butylbenzene	ug/kg	NE	NE	NE	500000	NS	**171**	NS	NS	NS	NS	NS	**146**	NS	NS	NS	NS	NS	NS
Styrene	ug/kg	2000	20000	NE	500000	NS	< 145 U	NS	NS	NS	NS	NS	< 80.8 U	NS	NS	NS	NS	NS	NS
tert-butylbenzene	ug/kg	NE	NE	NE	500000	NS	< 145 U	NS	NS	NS	NS	NS	< 80.8 U	NS	NS	NS	NS	NS	NS
Tetrachloroethylene	ug/kg	**100**	1000	NE	12000	NS	**186**	NS	NS	NS	NS	NS	< 80.8 U	NS	NS	NS	NS	NS	NS
Toluene	ug/kg	20000	67000	NE	500000	NS	**623**	NS	NS	NS	NS	NS	**606**	NS	NS	NS	NS	NS	NS
Total Xylenes	ug/kg	**19500**	**19500**	NE	NE	NS	**2760**	NS	NS	NS	NS	NS	**1610**	NS	NS	NS	NS	NS	NS
trans-1,2-Dichloroethylene	ug/kg	**2000**	20000	NE	500000	NS	**3820**	NS	NS	NS	NS	NS	< 80.8 U	NS	NS	NS	NS	NS	NS
Trichloroethene	ug/kg	**100**	**1000**	NE	56000	NS	**5280**	NS	NS	NS	NS	NS	< 80.8 U	NS	NS	NS	NS	NS	NS
Vinyl chloride	ug/kg	**40**	**400**	NE	**320**	NS	**1670 J**	NS	NS	NS	NS	NS	< 80.8 U	NS	NS	NS	NS	NS	NS
VOCs-SPLP																			
Total VOC-SPLP	ug/l	NE	NE	NE	NE	NS	NS	NS	NS	NS	NS	NS	NS	NS	NS	NS	NS	NS	NS
SVOC-SIMs																			
Benzo(a)pyrene	ug/kg	1000	1000	NE	1000	NS	NS	NS	NS	NS	NS	NS	NS	NS	NS	NS	NS	NS	NS
Benzo(b)fluoranthene	ug/kg	1000	1000	NE	1000	NS	NS	NS	NS	NS	NS	NS	NS	NS	NS	NS	NS	NS	NS
Fluoranthene	ug/kg	5600	56000	NE	1000000	NS	NS	NS	NS	NS	NS	NS	NS	NS	NS	NS	NS	NS	NS
Pyrene	ug/kg	4000	40000	NE	1000000	NS	NS	NS	NS	NS	NS	NS	NS	NS	NS	NS	NS	NS	NS
SVOCs																			
1-Methylnaphthalene	ug/kg	*200*	*1000*	NE	*21000*	NS	**231**	NS	< 692 U	NS	NS	NS	< 4390 U	< 4230 U	NS	< 241 U	NS	< 361 UJ	NS
2-Methylnaphthalene	ug/kg	*560*	*5600*	NE	*270000*	NS	**398**	NS	< 692 U	NS	NS	NS	< 4390 UJ	< 4230 UJ	NS	< 241 U	NS	< 361 U	NS
Acenaphthene	ug/kg	*8400*	*84000*	NE	*1000000*	NS	< 197 U	NS	< 692 U	NS	NS	NS	< 4390 UJ	< 4230 UJ	NS	< 241 U	NS	< 361 U	NS
Acenaphthylene	ug/kg	8400	84000	NE	1000000	NS	< 197 U	NS	< 692 U	NS	NS	NS	< 4390 UJ	< 4230 UJ	NS	< 241 U	NS	< 361 U	NS
Anthracene	ug/kg	40000	400000	NE	1000000	NS	< 197 U	NS	< 692 U	NS	NS	NS	< 4390 U	< 4230 U	NS	< 241 U	NS	< 361 U	NS
Benzo(a)anthracene	ug/kg	**1000**	**1000**	NE	**1000**	NS	**373**	NS	**1180**	NS	NS	NS	< 4390 U	< 4230 U	NS	< 241 U	NS	< 361 U	NS
Benzo(a)pyrene	ug/kg	**1000**	**1000**	NE	**1000**	NS	**452**	NS	**1240**	NS	NS	NS	< 4390 U	< 4230 U	NS	< 241 U	NS	< 361 U	NS
Benzo(b)fluoranthene	ug/kg	**1000**	**1000**	NE	**1000**	NS	**493**	NS	**1170**	NS	NS	NS	< 4390 U	< 4230 U	NS	< 241 U	NS	< 361 U	NS
Benzo(g,h,i)perylene	ug/kg	*1000*	*1000*	NE	*8400*	NS	**334**	NS	< 692 U	NS	NS	NS	< 4390 U	< 4230 U	NS	< 241 U	NS	< 361 U	NS
Benzo(k)fluoranthene	ug/kg	**1000**	**1000**	NE	**8400**	NS	**345**	NS	**1120**	NS	NS	NS	< 4390 U	< 4230 U	NS	< 241 U	NS	< 361 U	NS
Bis(2-ethylhexyl)phthalate	ug/kg	**1000**	11000	NE	44000	NS	NS	NS	NS	NS	NS	NS	NS	NS	NS	NS	NS	NS	NS
Chrysene	ug/kg	*1000*	*1000*	NE	*84000*	NS	**398**	NS	**1380**	NS	NS	NS	< 4390 U	< 4230 U	NS	< 241 U	NS	< 361 U	NS
Dibenzo(a,h)anthracene	ug/kg	*1000*	*1000*	NE	***1000***	NS	< 197 U	NS	< 692 U	NS	NS	NS	< 4390 U	< 4230 U	NS	< 241 U	NS	< 361 U	NS
Fluoranthene	ug/kg	**5600**	56000	NE	1000000	NS	**519**	NS	**1890**	NS	NS	NS	< 4390 U	< 4230 U	NS	< 241 U	NS	< 361 U	NS
Fluorene	ug/kg	**5600**	56000	NE	1000000	NS	< 197 U	NS	< 692 U	NS	NS	NS	< 4390 U	< 4230 U	NS	< 241 U	NS	< 361 U	NS
Indeno(1,2,3-cd)pyrene	ug/kg	*1000*	*1000*	NE	***1000***	NS	**346**	NS	< 692 U	NS	NS	NS	< 4390 U	< 4230 U	NS	< 241 U	NS	< 361 U	NS
Naphthalene	ug/kg	**5600**	56000	NE	1000000	NS	**1670**	NS	< 692 U	NS	NS	NS	< 4390 U	< 4230 U	NS	< 241 U	NS	< 361 U	NS
Phenanthrene	ug/kg	**4000**	40000	NE	1000000	NS	**415**	NS	**1160**	NS	NS	NS	< 4390 U	< 4230 U	NS	< 241 U	NS	< 361 U	NS
Pyrene	ug/kg	**4000**	40000	NE	1000000	NS	**567**	NS	**1980**	NS	NS	NS	< 4390 U	< 4230 U	NS	< 241 U	NS	< 361 U	NS
SVOCs-SPLP																			
1-Methylnaphthalene	ug/l	NE	NE	*50*	NE	NS	NS	NS	NS	NS	NS	NS	NS	NS	NS	NS	NS	NS	NS
2-Methylnaphthalene	ug/l	NE	NE	*280*	NE	NS	NS	NS	NS	NS	NS	NS	NS	NS	NS	NS	NS	NS	NS
Acenaphthene	ug/l	NE	NE	*4200*	NE	NS	NS	NS	NS	NS	NS	NS	NS	NS	NS	NS	NS	NS	NS
Anthracene	ug/l	NE	NE	20000	NE	NS	NS	NS	NS	NS	NS	NS	NS	NS	NS	NS	NS	NS	NS
Benzo(a)anthracene	ug/l	NE	NE	0.6	NE	NS	NS	NS	NS	NS	NS	NS	NS	NS	NS	NS	NS	NS	NS
Fluoranthene	ug/l	NE	NE	2800	NE	NS	NS	NS	NS	NS	NS	NS	NS	NS	NS	NS	NS	NS	NS
Fluorene	ug/l	NE	NE	2800	NE	NS	NS	NS	NS	NS	NS	NS	NS	NS	NS	NS	NS	NS	NS
Naphthalene	ug/l	NE	NE	2800	NE	NS	NS	NS	NS	NS	NS	NS	NS	NS	NS	NS	NS	NS	NS
Phenanthrene	ug/l	NE	NE	2000	NE	NS	NS	NS	NS	NS	NS	NS	NS	NS	NS	NS	NS	NS	NS
Pyrene	ug/l	NE	NE	2000	NE	NS	NS	NS	NS	NS	NS	NS	NS	NS	NS	NS	NS	NS	NS

Table 2
AOC 1 Non-PCB Soil Analytical Data
EC Application

Greenwich High School
10 Hillside Road
Greenwich, CT

Location ID						AE14-SB472	AE14-SB472	AE15-SB364	AE15-SB364	AE15-SB364	AE16-SB291	AE16-SB291	AE16-SB291	AE16-SB291	AE16-SS89	AE16-SS89	AE17-SB79	AE17-SB79	AE17-SB79
Depth Interval						3 - 3.5 ft	5 - 6 ft	3.5 - 4 ft	6 - 6.5 ft	9 - 9 ft	0 - 2 ft	6 - 7 ft	9 - 10 ft	9 - 10 ft	0 - 0.5 ft	0 - 0.25 ft	0 - 1 ft	1 - 2 ft	10 - 11 ft
Sample ID	Unit	2013 GA PMC	2013 GB PMC	GWPC x 10	2013 RES DEC	-SB472 (3-3.5)071	24-SB472 (5-6)-0712	-SB364 (3.5-4)-041	-SB364 (6-6.5)-041	15-SB364 (9)-0412	16-SB291(0-2)-0214	16-SB291(6-7)-0214	6-SB291(9-10)-0214	6-SB291(9-10)-0214	AE16-SS89-080411	AE16 SS89 0-3	AE17-SB79 0-1	AE17-SB79 1-2	AE17-SB79 10-11
Sample Date						7/12/2012	7/12/2012	4/12/2012	4/12/2012	4/12/2012	2/14/2012	2/14/2012	2/14/2012	2/14/2012	8/4/2011	8/11/2011	8/10/2011	8/10/2011	8/10/2011
SDG						SB52747	SB52747	SB47192	SB47192	SB47192	SB43969	SB43969	SB43969	SB43969	SB32875	SB33302	SB33218	SB33218	SB33218
Metals																			
Antimony	mg/kg	NE	NE	NE	**27**	< 4.70 UJ	< 5.41 UJ	< 5.48 U	< 4.98 U	< 4.68 U	NS	< 5.48 UJ	< 6.61 UJ	**7.59 J-**	NS	NS	NS	NS	NS
Arsenic	mg/kg	NE	NE	NE	**10**	**2.65**	< 8.12 U	**5.57**	**3.78**	< 1.40 U	NS	**3.64**	< 9.01 U	**11.6**	NS	**4.13**	NS	**3.26**	NS
Barium	mg/kg	NE	NE	NE	4700	**77.9**	**566**	**107**	**309**	**102**	NS	**102**	**302**	**379**	NS	NS	NS	NS	NS
Beryllium	mg/kg	NE	NE	NE	**2**	< 0.470 U	< 0.541 U	**0.722**	< 0.498 U	< 0.468 U	NS	**0.569**	< 0.601 U	< 0.562 U	NS	NS	NS	NS	NS
Cadmium	mg/kg	NE	NE	NE	**34**	< 0.470 U	**5.56**	< 0.548 U	< 0.498 U	< 0.468 U	NS	< 0.548 UJ	**2.34 J**	**5.31 J**	NS	**0.627**	NS	**0.566**	NS
Chromium	mg/kg	NE	NE	NE	NE	**19.6**	**119**	**43.5**	**117**	**19.1**	NS	**39.7**	**157**	**279**	NS	**18.9**	NS	**24.9**	NS
Copper	mg/kg	NE	NE	NE	**2500**	**19.7**	**477**	**24.0**	**118**	**27.8**	NS	**20.1 J**	**226 J**	**38400 J**	NS	NS	NS	NS	NS
Lead	mg/kg	NE	NE	NE	**400**	**34.1 J**	**1650 J**	**32.4**	**162**	**3.70**	NS	**21.3**	**797**	**945**	NS	**30.9**	NS	**23.8**	NS
Mercury	mg/kg	NE	NE	NE	20	**0.0539**	**0.822**	**0.163**	**0.0898**	< 0.0294 U	NS	**0.0583 J**	**0.289 J**	**0.591 J**	NS	**0.116**	NS	< 0.0301 U	NS
Nickel	mg/kg	NE	NE	NE	**1400**	**11.6 J**	**54.5 J**	**27.0**	**46.2**	**31.3**	NS	**27.3 J**	**75.6 J**	**131 J**	NS	NS	NS	NS	NS
Selenium	mg/kg	NE	NE	NE	340	< 1.41 U	< 1.62 U	< 1.64 U	< 1.50 U	< 1.40 U	NS	< 1.64 U	< 1.80 U	< 1.68 U	NS	NS	NS	NS	NS
Silver	mg/kg	NE	NE	NE	340	< 1.41 U	< 1.62 U	< 1.64 U	< 1.50 U	< 1.40 U	NS	< 1.64 U	< 1.80 U	**4.32**	NS	NS	NS	NS	NS
Thallium	mg/kg	NE	NE	NE	**5.4**	< 2.82 U	< 3.25 U	< 3.29 U	< 2.99 U	< 2.81 U	NS	< 3.29 U	< 3.60 U	**4.77**	NS	NS	NS	NS	NS
Vanadium	mg/kg	NE	NE	NE	**470**	**21.1**	**51.9**	**35.6**	**53.0**	**23.3**	NS	**32.2**	**74.7**	**101**	NS	NS	NS	NS	NS
Zinc	mg/kg	NE	NE	NE	**20000**	**48.3**	**1330**	**48.3**	**204**	**70.7**	NS	**43.5 J**	**527 J**	**7330 J**	NS	NS	NS	NS	NS
Metals-SPLP																			
Antimony	ug/l	**6**	60	NE	NE	NS	NS	NS	NS	NS	NS	NS	NS	NS	NS	NS	NS	NS	NS
Arsenic	ug/l	50	500	NE	NE	NS	NS	NS	NS	NS	NS	NS	NS	NS	NS	NS	NS	NS	NS
Barium	ug/l	1000	10000	NE	NE	NS	NS	NS	NS	NS	NS	NS	NS	NS	NS	NS	NS	NS	NS
Cadmium	ug/l	**5**	**50**	NE	NE	NS	NS	NS	NS	NS	NS	NS	NS	NS	NS	NS	NS	NS	NS
Chromium	ug/l	50	500	NE	NE	NS	NS	NS	NS	NS	NS	NS	NS	NS	NS	NS	NS	NS	NS
Copper	ug/l	1300	13000	NE	NE	NS	NS	NS	NS	NS	NS	NS	NS	NS	NS	NS	NS	NS	NS
Lead	ug/l	**15**	**150**	NE	NE	NS	NS	NS	NS	NS	NS	NS	NS	NS	NS	NS	NS	NS	NS
Nickel	ug/l	100	1000	NE	NE	NS	NS	NS	NS	NS	NS	NS	NS	NS	NS	NS	NS	NS	NS
Vanadium	ug/l	50	500	NE	NE	NS	NS	NS	NS	NS	NS	NS	NS	NS	NS	NS	NS	NS	NS
Zinc	ug/l	5000	50000	NE	NE	NS	NS	NS	NS	NS	NS	NS	NS	NS	NS	NS	NS	NS	NS
Cyanide																			
Cyanide	mg/kg	NE	NE	NE	1400	NS	NS	NS	NS	NS	NS	NS	NS	NS	NS	NS	NS	NS	NS
PCBs																			
Aroclor 1242	ug/kg	NE	NE	NE	NE	< 20.3 U	< 2310 U	< 22.2 U	**384000**	NS	NS	< 204 U	**2270000**	**2150000**	< 20.7 U	< 23.6 U	< 22.2 U	< 20.3 U	NS
Aroclor 1248	ug/kg	NE	NE	NE	NE	**1460**	**118000**	< 22.2 U	< 21000 U	NS	NS	< 204 U	< 25000 U	< 23600 U	**83.0**	**235**	< 22.2 U	< 20.3 U	NS
Aroclor 1254	ug/kg	NE	NE	NE	NE	< 20.3 U	< 2310 U	< 22.2 U	< 21000 U	NS	NS	< 204 U	< 25000 U	< 23600 U	< 20.7 U	< 23.6 U	< 22.2 U	< 20.3 U	NS
Aroclor 1260	ug/kg	NE	NE	NE	NE	< 20.3 U	< 2310 U	< 22.2 U	< 21000 U	NS	NS	< 204 U	**27800**	**25200**	< 20.7 U	< 23.6 U	< 22.2 U	< 20.3 U	NS
Aroclor 1262	ug/kg	NE	NE	NE	NE	< 20.3 U	< 2310 U	< 22.2 U	< 21000 U	NS	NS	< 204 U	< 25000 U	< 23600 U	< 20.7 U	< 23.6 U	< 22.2 U	< 20.3 U	NS
Total PCB Aroclors	ug/kg	**NE**	NE	NE	**1000**	**1460**	**118000**	< 22.2 U	**384000**	NS	NS	< 204 U	**2300000**	**2180000**	**83.0**	**235**	< 22.2 U	< 20.3 U	NS
PCBs-SPLP																			
Aroclor 1242	ug/l	NE	NE	NE	NE	NS	NS	NS	NS	NS	NS	NS	NS	NS	NS	NS	NS	NS	NS
Aroclor 1248	ug/l	NE	NE	NE	NE	NS	NS	NS	NS	NS	NS	NS	NS	NS	NS	NS	NS	NS	NS
Aroclor 1260	ug/l	NE	NE	NE	NE	NS	NS	NS	NS	NS	NS	NS	NS	NS	NS	NS	NS	NS	NS
Total PCB Aroclors	ug/l	**0.5**	**5**	NE	NE	NS	NS	NS	NS	NS	NS	NS	NS	NS	NS	NS	NS	NS	NS
Pesticides																			
4,4-DDD (p,p)	ug/kg	NE	NE	NE	NE	NS	NS	NS	NS	NS	**15.6**	NS	NS	NS	NS	< 9.75 U	< 8.94 U	NS	< 8.73 U
4,4-DDE (p,p)	ug/kg	NE	NE	NE	NE	NS	NS	NS	NS	NS	**14.8**	NS	NS	NS	NS	**17.9**	< 5.59 U	NS	< 5.45 U
4,4-DDT (p,p)	ug/kg	NE	NE	NE	1800	NS	NS	NS	NS	NS	< 9.82 U	NS	NS	NS	NS	< 9.75 U	< 8.94 U	NS	< 8.73 U
alpha-Chlordane	ug/kg	NE	NE	NE	NE	NS	NS	NS	NS	NS	**28.7 J**	NS	NS	NS	NS	**7.15 J**	**69.8**	NS	< 5.45 U
Chlordane	ug/kg	NE	NE	NE	**490**	NS	NS	NS	NS	NS	**186**	NS	NS	NS	NS	**45.1**	**473**	NS	< 21.8 U
Endrin	ug/kg	NE	NE	NE	20000	NS	NS	NS	NS	NS	< 9.82 U	NS	NS	NS	NS	< 9.75 U	< 8.94 U	NS	< 8.73 U
gamma-Chlordane	ug/kg	NE	NE	NE	NE	NS	NS	NS	NS	NS	**23.2**	NS	NS	NS	NS	< 6.09 U	**61.4 J**	NS	< 5.45 U
Methoxychlor	ug/kg	800	8000	NE	340000	NS	NS	NS	NS	NS	< 9.82 U	NS	NS	NS	NS	< 9.75 U	< 8.94 U	NS	< 8.73 U
Total DDx	ug/kg	***3***	***20***	NE	1800	NS	NS	NS	NS	NS	**30.4**	NS	NS	NS	NS	**17.9**	< 8.94	NS	< 8.73
Pesticides-SPLP																			
Chlordane	ug/l	NE	NE	**3**	NE	NS	NS	NS	NS	NS	NS	NS	NS	NS	NS	NS	**0.305**	NS	NS
Herbicides																			
Total Herbicides	ug/kg	NE	NE	NE	NE	NS	NS	NS	NS	NS	NS	NS	NS	NS	NS	NS	NS	NS	NS

Notes:
This is a summary table. Only detected analytes are shown.
<0.010 = Not detected above the laboratory reporting limit
Bold = Detected above reporting limit
Yellow highlighted cells exceed the 2013 GA PMC
Green highlighted cells exceed the 2013 GB PMC
Blue highlighted cells exceed the 2013 RES DEC
RES DEC = Residential Direct Exposure Criteria
GA PMC = Pollutant Mobility Criteria for GA classified groundwater areas
GB PMC = Pollutant Mobility Criteria for GB classified groundwater areas
GWPC = Groundwater Protection Criteria
Italicized criteria indicate that criteria value is from CTDEEP Recommended Criteria Values for Common Additional Polluting Substances and Alternative Criteria Requests (September 2018)
NE = Criteria has not been established
NS = Not sampled for this constituent
ug/kg = micrograms per kilogram
ug/l = micrograms per liter
mg/kg = milligrams per kilogram
U = The analyte was not detected above the detection limit
J+ = Result may be biased high
J-= Result may be biased low
J = Result is considered estimated
UJ = The analyte was not detected at a level greater than or equal to the adjusted DL. However, the reported adjusted DL is approximate and may be inaccurate or imprecise.

Table 2
AOC 1 Non-PCB Soil Analytical Data
EC Application

Greenwich High School
10 Hillside Road
Greenwich, CT

Location ID						AE17-SB79	AE17-SB79	AE19-SB263	AE19-SB263	AE19-SB263	AE19-SB263	AE8-SB275	AE8-SB275	AE8-SB275	AE8-SB275	AE8-SS87	AE8-SS87	AF13-SB456	AF13-SB456
Depth Interval						5 - 6 ft	6 - 7 ft	12 - 13 ft	4 - 5 ft	6 - 7 ft	6 - 7 ft	0 - 1 ft	3 - 5 ft	5 - 6 ft	7 - 8 ft	0 - 0.5 ft	0 - 0.25 ft	2 - 3 ft	4 - 4.5 ft
Sample ID	Unit	2013 GA PMC	2013 GB PMC	GWPC x 10	2013 RES DEC	AE17-SB79 5-6	AE17-SB79 6-7	-SB263 (12-13)-122	9-SB263 (4-5)-1228	9-SB263 (6-7)-1228	9-SB263 (6-7)-1228	8-SB275(0-1)-12291	8-SB275(3-5)-12291	8-SB275(5-6)-12291	8-SB275(7-8)-12291	AE8-SS87-080411	AE8 SS87 0-3	3-SB456 (2-3)071	3-SB456 (4-4.5)0711
Sample Date						8/10/2011	8/10/2011	12/28/2011	12/28/2011	12/28/2011	12/28/2011	12/29/2011	12/29/2011	12/29/2011	12/29/2011	8/4/2011	8/11/2011	7/11/2012	7/11/2012
SDG						SB33218	SB33218	SB41712	SB41712	SB41712	SB41712	SB41766	SB41766	SB41766	SB41766	SB32875	SB33302	SB52651	SB52651
CTETPH																			
Aliphatic Hydrocarbons (ETPH) C9-C36	mg/kg	**500**	**2500**	NE	**500**	**33.1**	NS	NS	NS	**1980**	**1790**	NS	**30.2**	NS	NS	NS	**39.0 J**	NS	NS
Total Petroleum Hydrocarbons	mg/kg	**500**	**2500**	NE	**500**	**33.1**	NS	NS	NS	**1980**	**1790**	NS	**30.2**	NS	NS	NS	**39.0 J**	NS	NS
Unidentified	mg/kg	NE	NE	NE	NE	**33.1**	NS	NS	NS	**1980**	**1790**	NS	**30.2**	NS	NS	NS	**39.0 J**	NS	NS
CTETPH-SPLP																			
Aliphatic Hydrocarbons (ETPH) C9-C36	mg/l	NE	NE	2.5	NE	NS	NS	NS	NS	< 0.1 U	NS	NS	NS	NS	NS	NS	NS	NS	NS
Total Petroleum Hydrocarbons	mg/l	NE	NE	NE	NE	NS	NS	NS	NS	< 0.1 U	NS	NS	NS	NS	NS	NS	NS	NS	NS
Unidentified	mg/l	NE	NE	NE	NE	NS	NS	NS	NS	< 0.1 U	NS	NS	NS	NS	NS	NS	NS	NS	NS
VOCs																			
1,1,1-Trichloroethane	ug/kg	4000	40000	NE	500000	NS	NS	NS	NS	NS	NS	NS	NS	NS	NS	NS	NS	NS	NS
1,1-Dichloroethane	ug/kg	**1400**	14000	NE	500000	NS	NS	NS	NS	NS	NS	NS	NS	NS	NS	NS	NS	NS	NS
1,2,4-Trichlorobenzene	ug/kg	NE	NE	NE	21000	NS	NS	NS	NS	NS	NS	NS	NS	NS	NS	NS	NS	NS	NS
1,2,4-Trimethylbenzene	ug/kg	NE	NE	NE	500000	NS	NS	NS	NS	NS	NS	NS	NS	NS	NS	NS	NS	NS	NS
1,2-Dichlorobenzene	ug/kg	3100	3100	NE	500000	NS	NS	NS	NS	NS	NS	NS	NS	NS	NS	NS	NS	NS	NS
1,2-Dichloroethane	ug/kg	**20**	200	NE	6700	NS	NS	NS	NS	NS	NS	NS	NS	NS	NS	NS	NS	NS	NS
1,3,5-Trimethylbenzene	ug/kg	NE	NE	NE	500000	NS	NS	NS	NS	NS	NS	NS	NS	NS	NS	NS	NS	NS	NS
1,3-Dichlorobenzene	ug/kg	12000	120000	NE	500000	NS	NS	NS	NS	NS	NS	NS	NS	NS	NS	NS	NS	NS	NS
1,4-Dichlorobenzene	ug/kg	1500	15000	NE	26000	NS	NS	NS	NS	NS	NS	NS	NS	NS	NS	NS	NS	NS	NS
2-Butanone (MEK)	ug/kg	8000	80000	NE	500000	NS	NS	NS	NS	NS	NS	NS	NS	NS	NS	NS	NS	NS	NS
Acetone	ug/kg	14000	140000	NE	500000	NS	NS	NS	NS	NS	NS	NS	NS	NS	NS	NS	NS	NS	NS
Benzene	ug/kg	**20**	**200**	NE	21000	NS	NS	NS	NS	NS	NS	NS	NS	NS	NS	NS	NS	NS	NS
Chlorobenzene	ug/kg	2000	20000	NE	500000	NS	NS	NS	NS	NS	NS	NS	NS	NS	NS	NS	NS	NS	NS
Chloroethane	ug/kg	NE	NE	NE	130000	NS	NS	NS	NS	NS	NS	NS	NS	NS	NS	NS	NS	NS	NS
cis-1,2-Dichloroethylene	ug/kg	**1400**	**14000**	NE	500000	NS	NS	NS	NS	NS	NS	NS	NS	NS	NS	NS	NS	NS	NS
Ethyl ether	ug/kg	NE	NE	NE	NE	NS	NS	NS	NS	NS	NS	NS	NS	NS	NS	NS	NS	NS	NS
Ethylbenzene	ug/kg	**10100**	**10100**	NE	500000	NS	NS	NS	NS	NS	NS	NS	NS	NS	NS	NS	NS	NS	NS
Isopropylbenzene	ug/kg	NE	NE	NE	500000	NS	NS	NS	NS	NS	NS	NS	NS	NS	NS	NS	NS	NS	NS
m,p-Xylenes	ug/kg	NE	**19500**	NE	NE	NS	NS	NS	NS	NS	NS	NS	NS	NS	NS	NS	NS	NS	NS
Methyl Isobutyl Ketone	ug/kg	7000	14000	NE	500000	NS	NS	NS	NS	NS	NS	NS	NS	NS	NS	NS	NS	NS	NS
Naphthalene	ug/kg	**5600**	56000	NE	1000000	NS	NS	NS	NS	NS	NS	NS	NS	NS	NS	NS	NS	NS	NS
n-Butylbenzene	ug/kg	NE	NE	NE	500000	NS	NS	NS	NS	NS	NS	NS	NS	NS	NS	NS	NS	NS	NS
n-Propylbenzene	ug/kg	NE	NE	NE	500000	NS	NS	NS	NS	NS	NS	NS	NS	NS	NS	NS	NS	NS	NS
o-Xylene	ug/kg	NE	**19500**	NE	NE	NS	NS	NS	NS	NS	NS	NS	NS	NS	NS	NS	NS	NS	NS
p-Isopropyltoluene	ug/kg	NE	NE	NE	500000	NS	NS	NS	NS	NS	NS	NS	NS	NS	NS	NS	NS	NS	NS
sec-Butylbenzene	ug/kg	NE	NE	NE	500000	NS	NS	NS	NS	NS	NS	NS	NS	NS	NS	NS	NS	NS	NS
Styrene	ug/kg	2000	20000	NE	500000	NS	NS	NS	NS	NS	NS	NS	NS	NS	NS	NS	NS	NS	NS
tert-butylbenzene	ug/kg	NE	NE	NE	500000	NS	NS	NS	NS	NS	NS	NS	NS	NS	NS	NS	NS	NS	NS
Tetrachloroethylene	ug/kg	**100**	1000	NE	12000	NS	NS	NS	NS	NS	NS	NS	NS	NS	NS	NS	NS	NS	NS
Toluene	ug/kg	20000	67000	NE	500000	NS	NS	NS	NS	NS	NS	NS	NS	NS	NS	NS	NS	NS	NS
Total Xylenes	ug/kg	**19500**	**19500**	NE	NE	NS	NS	NS	NS	NS	NS	NS	NS	NS	NS	NS	NS	NS	NS
trans-1,2-Dichloroethylene	ug/kg	**2000**	20000	NE	500000	NS	NS	NS	NS	NS	NS	NS	NS	NS	NS	NS	NS	NS	NS
Trichloroethene	ug/kg	**100**	**1000**	NE	56000	NS	NS	NS	NS	NS	NS	NS	NS	NS	NS	NS	NS	NS	NS
Vinyl chloride	ug/kg	**40**	**400**	NE	**320**	NS	NS	NS	NS	NS	NS	NS	NS	NS	NS	NS	NS	NS	NS
VOCs-SPLP																			
Total VOC-SPLP	ug/l	NE	NE	NE	NE	NS	NS	NS	NS	NS	NS	NS	NS	NS	NS	NS	NS	NS	NS
SVOC-SIMs																			
Benzo(a)pyrene	ug/kg	1000	1000	NE	1000	NS	NS	NS	NS	NS	NS	NS	NS	NS	NS	NS	NS	NS	NS
Benzo(b)fluoranthene	ug/kg	1000	1000	NE	1000	NS	NS	NS	NS	NS	NS	NS	NS	NS	NS	NS	NS	NS	NS
Fluoranthene	ug/kg	5600	56000	NE	1000000	NS	NS	NS	NS	NS	NS	NS	NS	NS	NS	NS	NS	NS	NS
Pyrene	ug/kg	4000	40000	NE	1000000	NS	NS	NS	NS	NS	NS	NS	NS	NS	NS	NS	NS	NS	NS
SVOCs																			
1-Methylnaphthalene	ug/kg	*200*	*1000*	NE	*21000*	< 369 UJ	NS	NS	NS	< 4570 U	< 4360 U	NS	< 420 U	NS	NS	NS	NS	NS	< 4070 U
2-Methylnaphthalene	ug/kg	*560*	*5600*	NE	*270000*	< 369 U	NS	NS	NS	< 4570 U	< 4360 U	NS	< 420 U	NS	NS	NS	NS	NS	< 4070 U
Acenaphthene	ug/kg	*8400*	*84000*	NE	*1000000*	< 369 U	NS	NS	NS	< 4570 U	< 4360 U	NS	< 420 U	NS	NS	NS	NS	NS	< 4070 U
Acenaphthylene	ug/kg	8400	84000	NE	1000000	< 369 U	NS	NS	NS	< 4570 UJ	< 4360 UJ	NS	< 420 U	NS	NS	NS	NS	NS	< 4070 U
Anthracene	ug/kg	40000	400000	NE	1000000	< 369 U	NS	NS	NS	**6300**	< 4360 U	NS	< 420 U	NS	NS	NS	NS	NS	< 4070 U
Benzo(a)anthracene	ug/kg	**1000**	**1000**	NE	**1000**	< 369 U	NS	NS	NS	**11100**	**7810**	NS	< 420 U	NS	NS	NS	NS	NS	< 4070 U
Benzo(a)pyrene	ug/kg	**1000**	**1000**	NE	**1000**	< 369 U	NS	NS	NS	**9590**	**6650**	NS	< 420 U	NS	NS	NS	NS	NS	< 4070 U
Benzo(b)fluoranthene	ug/kg	**1000**	**1000**	NE	**1000**	< 369 U	NS	NS	NS	**7880**	**6160**	NS	< 420 U	NS	NS	NS	NS	NS	< 4070 U
Benzo(g,h,i)perylene	ug/kg	*1000*	*1000*	NE	*8400*	< 369 U	NS	NS	NS	< 4570 U	< 4360 U	NS	< 420 U	NS	NS	NS	NS	NS	< 4070 U
Benzo(k)fluoranthene	ug/kg	**1000**	**1000**	NE	**8400**	< 369 U	NS	NS	NS	**9440**	**6060**	NS	< 420 U	NS	NS	NS	NS	NS	< 4070 U
Bis(2-ethylhexyl)phthalate	ug/kg	**1000**	11000	NE	44000	NS	NS	NS	NS	NS	NS	NS	< 420 UJ	NS	NS	NS	NS	NS	NS
Chrysene	ug/kg	*1000*	*1000*	NE	*84000*	< 369 U	NS	NS	NS	**10300**	**7150**	NS	< 420 UJ	NS	NS	NS	NS	NS	< 4070 U
Dibenzo(a,h)anthracene	ug/kg	*1000*	*1000*	NE	***1000***	< 369 U	NS	NS	NS	< 4570 U	< 4360 U	NS	< 420 U	NS	NS	NS	NS	NS	< 4070 U
Fluoranthene	ug/kg	**5600**	56000	NE	1000000	< 369 U	NS	NS	NS	**28300**	**19900**	NS	< 420 U	NS	NS	NS	NS	NS	< 4070 U
Fluorene	ug/kg	**5600**	56000	NE	1000000	< 369 U	NS	NS	NS	< 4570 U	< 4360 U	NS	< 420 U	NS	NS	NS	NS	NS	< 4070 U
Indeno(1,2,3-cd)pyrene	ug/kg	*1000*	*1000*	NE	***1000***	< 369 U	NS	NS	NS	< 4570 U	< 4360 U	NS	< 420 U	NS	NS	NS	NS	NS	< 4070 U
Naphthalene	ug/kg	**5600**	56000	NE	1000000	< 369 U	NS	NS	NS	< 4570 U	< 4360 U	NS	< 420 U	NS	NS	NS	NS	NS	< 4070 U
Phenanthrene	ug/kg	**4000**	40000	NE	1000000	< 369 U	NS	NS	NS	**23800 J**	**13600 J**	NS	< 420 U	NS	NS	NS	NS	NS	< 4070 U
Pyrene	ug/kg	**4000**	40000	NE	1000000	< 369 U	NS	NS	NS	**24600**	**17200**	NS	< 420 UJ	NS	NS	NS	NS	NS	< 4070 U
SVOCs-SPLP																			
1-Methylnaphthalene	ug/l	NE	NE	*50*	NE	NS	NS	NS	NS	< 1.05 U	NS	NS	NS	NS	NS	NS	NS	NS	NS
2-Methylnaphthalene	ug/l	NE	NE	*280*	NE	NS	NS	NS	NS	< 1.05 U	NS	NS	NS	NS	NS	NS	NS	NS	NS
Acenaphthene	ug/l	NE	NE	*4200*	NE	NS	NS	NS	NS	< 1.05 U	NS	NS	NS	NS	NS	NS	NS	NS	NS
Anthracene	ug/l	NE	NE	20000	NE	NS	NS	NS	NS	< 1.05 U	NS	NS	NS	NS	NS	NS	NS	NS	NS
Benzo(a)anthracene	ug/l	NE	NE	0.6	NE	NS	NS	NS	NS	< 0.0526 U	NS	NS	NS	NS	NS	NS	NS	NS	NS
Fluoranthene	ug/l	NE	NE	2800	NE	NS	NS	NS	NS	< 1.05 U	NS	NS	NS	NS	NS	NS	NS	NS	NS
Fluorene	ug/l	NE	NE	2800	NE	NS	NS	NS	NS	< 1.05 U	NS	NS	NS	NS	NS	NS	NS	NS	NS
Naphthalene	ug/l	NE	NE	2800	NE	NS	NS	NS	NS	< 1.05 U	NS	NS	NS	NS	NS	NS	NS	NS	NS
Phenanthrene	ug/l	NE	NE	2000	NE	NS	NS	NS	NS	**0.694 J**	NS	NS	NS	NS	NS	NS	NS	NS	NS
Pyrene	ug/l	NE	NE	2000	NE	NS	NS	NS	NS	< 1.05 U	NS	NS	NS	NS	NS	NS	NS	NS	NS

Table 2
AOC 1 Non-PCB Soil Analytical Data
EC Application

Greenwich High School
10 Hillside Road
Greenwich, CT

Location ID						AE17-SB79	AE17-SB79	AE19-SB263	AE19-SB263	AE19-SB263	AE19-SB263	AE8-SB275	AE8-SB275	AE8-SB275	AE8-SB275	AE8-SS87	AE8-SS87	AF13-SB456	AF13-SB456
Depth Interval						5 - 6 ft	6 - 7 ft	12 - 13 ft	4 - 5 ft	6 - 7 ft	6 - 7 ft	0 - 1 ft	3 - 5 ft	5 - 6 ft	7 - 8 ft	0 - 0.5 ft	0 - 0.25 ft	2 - 3 ft	4 - 4.5 ft
Sample ID	Unit	2013 GA PMC	2013 GB PMC	GWPC x 10	2013 RES DEC	AE17-SB79 5-6	AE17-SB79 6-7	-SB263 (12-13)-122	9-SB263 (4-5)-1228	9-SB263 (6-7)-1228	9-SB263 (6-7)-1228	8-SB275(0-1)-12291	8-SB275(3-5)-12291	8-SB275(5-6)-12291	8-SB275(7-8)-12291	AE8-SS87-080411	AE8 SS87 0-3	3-SB456 (2-3)071 1	3-SB456 (4-4.5)0711
Sample Date						8/10/2011	8/10/2011	12/28/2011	12/28/2011	12/28/2011	12/28/2011	12/29/2011	12/29/2011	12/29/2011	12/29/2011	8/4/2011	8/11/2011	7/11/2012	7/11/2012
SDG						SB33218	SB33218	SB41712	SB41712	SB41712	SB41712	SB41766	SB41766	SB41766	SB41766	SB32875	SB33302	SB52651	SB52651
Metals																			
Antimony	mg/kg	NE	NE	NE	**27**	NS	NS	< 5.29 UJ	NS	**16.8 J-**	**22.3 J-**	NS	< 6.41 UJ	NS	< 5.31 UJ	NS	NS	< 4.53 UJ	< 30.1 UJ
Arsenic	mg/kg	NE	NE	NE	**10**	**1.63**	NS	< 1.59 UJ	NS	**45.9 J**	**22.5 J**	NS	< 1.92 U	NS	< 1.59 U	NS	NS	< 1.36 U	< 9.03 UJ
Barium	mg/kg	NE	NE	NE	4700	NS	NS	**60.0 J**	NS	**1170 J**	**1040 J**	NS	**82.9 J**	NS	**42.4 J**	NS	NS	**290**	**595**
Beryllium	mg/kg	NE	NE	NE	**2**	NS	NS	< 0.529 U	NS	< 0.630 U	< 0.640 U	NS	**0.789**	NS	< 0.531 U	NS	NS	< 2.27 U	< 0.602 U
Cadmium	mg/kg	NE	NE	NE	**34**	**0.612**	NS	**0.678 J**	NS	**18.4 J**	**13.1 J**	NS	< 0.641 U	NS	< 0.531 U	NS	NS	< 0.453 UJ	**2.93 J**
Chromium	mg/kg	NE	NE	NE	NE	**40.5**	NS	**15.6 J**	NS	**230 J**	**186 J**	NS	**29.2 J**	NS	**9.94 J**	NS	NS	**99.1**	**123**
Copper	mg/kg	NE	NE	NE	**2500**	NS	NS	**11.5 J**	NS	**1170 J**	**378 J**	NS	**5.62 J-**	NS	**7.29 J-**	NS	NS	**28.6 J**	**439 J**
Lead	mg/kg	NE	NE	NE	**400**	**9.65**	NS	**10.7 J**	NS	**1940 J**	**1970 J**	NS	**7.16**	NS	**2.28**	NS	NS	**17.2 J**	**1830 J**
Mercury	mg/kg	NE	NE	NE	20	< 0.0298 U	NS	< 0.981 U	NS	< 1.16 U	< 1.12 U	NS	**0.0350 J**	NS	< 0.0333 UJ	NS	NS	< 0.0292 UJ	**0.605 J**
Nickel	mg/kg	NE	NE	NE	**1400**	NS	NS	**12.9 J**	NS	**199 J**	**87.1 J**	NS	**12.8 J**	NS	**5.05 J**	NS	NS	**38.1**	**66.2**
Selenium	mg/kg	NE	NE	NE	340	NS	NS	< 1.59 U	NS	< 3.15 U	< 1.92 U	NS	< 1.92 U	NS	< 1.59 U	NS	NS	< 1.36 UJ	**2.02 J-**
Silver	mg/kg	NE	NE	NE	340	NS	NS	< 1.59 UJ	NS	**3.98 J**	**67.7 J**	NS	< 1.92 U	NS	< 1.59 U	NS	NS	< 6.80 U	< 1.81 U
Thallium	mg/kg	NE	NE	NE	**5.4**	NS	NS	< 3.18 U	NS	< 12.6 U	< 8.96 U	NS	< 3.85 U	NS	< 3.19 U	NS	NS	< 2.72 U	< 18.1 U
Vanadium	mg/kg	NE	NE	NE	**470**	NS	NS	**18.0 J**	NS	**154 J**	**71.1 J**	NS	**22.1**	NS	**8.89**	NS	NS	**65.8**	**67.7**
Zinc	mg/kg	NE	NE	NE	**20000**	NS	NS	**31.9 J**	NS	**4110 J**	**2220 J**	NS	**26.3 JEB**	NS	**13.1 JEB**	NS	NS	**70.7 J**	**1390 J**
Metals-SPLP																			
Antimony	ug/l	**6**	60	NE	NE	NS	NS	NS	NS	< 8.0 U	NS	NS	NS	NS	NS	NS	NS	NS	NS
Arsenic	ug/l	50	500	NE	NE	NS	NS	NS	NS	< 4.0 U	NS	NS	NS	NS	NS	NS	NS	NS	NS
Barium	ug/l	1000	10000	NE	NE	NS	NS	NS	NS	**346**	NS	NS	NS	NS	NS	NS	NS	NS	NS
Cadmium	ug/l	**5**	**50**	NE	NE	NS	NS	NS	NS	< 2.5 U	NS	NS	NS	NS	NS	NS	NS	NS	NS
Chromium	ug/l	50	500	NE	NE	NS	NS	NS	NS	< 5.0 U	NS	NS	NS	NS	NS	NS	NS	NS	NS
Copper	ug/l	1300	13000	NE	NE	NS	NS	NS	NS	< 5.0 U	NS	NS	NS	NS	NS	NS	NS	NS	NS
Lead	ug/l	**15**	**150**	NE	NE	NS	NS	NS	NS	< 7.5 U	NS	NS	NS	NS	NS	NS	NS	NS	NS
Nickel	ug/l	100	1000	NE	NE	NS	NS	NS	NS	< 5.0 U	NS	NS	NS	NS	NS	NS	NS	NS	NS
Vanadium	ug/l	50	500	NE	NE	NS	NS	NS	NS	< 5.0 U	NS	NS	NS	NS	NS	NS	NS	NS	NS
Zinc	ug/l	5000	50000	NE	NE	NS	NS	NS	NS	< 34.0 U	NS	NS	NS	NS	NS	NS	NS	NS	NS
Cyanide																			
Cyanide	mg/kg	NE	NE	NE	1400	NS	NS	NS	NS	NS	NS	NS	< 1.19 UJ	NS	NS	NS	NS	NS	NS
PCBs																			
Aroclor 1242	ug/kg	NE	NE	NE	NE	NS	< 21.9 U	< 21.0 U	< 19.7 U	< 525 U	< 516 U	NS	< 25.8 U	< 591 U	NS	< 21.5 U	< 23.5 U	< 20.8 U	< 23600 U
Aroclor 1248	ug/kg	NE	NE	NE	NE	NS	< 21.9 U	< 21.0 U	< 19.7 U	< 525 U	< 516 U	NS	< 25.8 U	< 591 U	NS	**729**	**1930**	**468**	**362000**
Aroclor 1254	ug/kg	NE	NE	NE	NE	NS	< 21.9 U	< 21.0 U	< 19.7 U	< 525 U	< 516 U	NS	< 25.8 U	< 591 U	NS	< 21.5 U	< 23.5 U	< 20.8 U	< 23600 U
Aroclor 1260	ug/kg	NE	NE	NE	NE	NS	< 21.9 U	< 21.0 U	< 19.7 U	< 525 U	< 516 U	NS	< 25.8 U	< 591 U	NS	< 21.5 U	**58.7**	< 20.8 U	< 23600 U
Aroclor 1262	ug/kg	NE	NE	NE	NE	NS	< 21.9 U	< 21.0 U	< 19.7 U	< 525 U	< 516 U	NS	< 25.8 U	< 591 U	NS	< 21.5 U	< 23.5 U	< 20.8 U	< 23600 U
Total PCB Aroclors	ug/kg	**NE**	NE	NE	**1000**	NS	< 21.9 U	< 21.0 U	< 19.7 U	< 525 U	< 516 U	NS	< 25.8 U	< 591 U	NS	**729**	**1990**	**468**	**362000**
PCBs-SPLP																			
Aroclor 1242	ug/l	NE	NE	NE	NE	NS	NS	NS	NS	NS	NS	NS	NS	NS	NS	NS	NS	NS	NS
Aroclor 1248	ug/l	NE	NE	NE	NE	NS	NS	NS	NS	NS	NS	NS	NS	NS	NS	NS	NS	NS	NS
Aroclor 1260	ug/l	NE	NE	NE	NE	NS	NS	NS	NS	NS	NS	NS	NS	NS	NS	NS	NS	NS	NS
Total PCB Aroclors	ug/l	**0.5**	**5**	NE	NE	NS	NS	NS	NS	NS	NS	NS	NS	NS	NS	NS	NS	NS	NS
Pesticides																			
4,4-DDD (p,p)	ug/kg	NE	NE	NE	NE	NS	< 8.90 U	NS	NS	NS	NS	< 11.2 U	NS	NS	NS	NS	NS	NS	NS
4,4-DDE (p,p)	ug/kg	NE	NE	NE	NE	NS	< 5.56 U	NS	NS	NS	NS	< 6.97 U	NS	NS	NS	NS	NS	NS	NS
4,4-DDT (p,p)	ug/kg	NE	NE	NE	1800	NS	< 8.90 U	NS	NS	NS	NS	< 11.2 U	NS	NS	NS	NS	NS	NS	NS
alpha-Chlordane	ug/kg	NE	NE	NE	NE	NS	**24.2**	NS	NS	NS	NS	**9.13 J**	NS	NS	NS	NS	NS	NS	NS
Chlordane	ug/kg	NE	NE	NE	**490**	NS	**134**	NS	NS	NS	NS	**77.4**	NS	NS	NS	NS	NS	NS	NS
Endrin	ug/kg	NE	NE	NE	20000	NS	< 8.90 U	NS	NS	NS	NS	< 11.2 U	NS	NS	NS	NS	NS	NS	NS
gamma-Chlordane	ug/kg	NE	NE	NE	NE	NS	**24.9 J**	NS	NS	NS	NS	**7.17**	NS	NS	NS	NS	NS	NS	NS
Methoxychlor	ug/kg	800	8000	NE	340000	NS	< 8.90 U	NS	NS	NS	NS	< 11.2 U	NS	NS	NS	NS	NS	NS	NS
Total DDx	ug/kg	***3***	***20***	NE	1800	NS	< 8.90	NS	NS	NS	NS	< 6.97	NS	NS	NS	NS	NS	NS	NS
Pesticides-SPLP																			
Chlordane	ug/l	NE	NE	**3**	NE	NS	**0.190**	NS	NS	NS	NS	NS	NS	NS	NS	NS	NS	NS	NS
Herbicides																			
Total Herbicides	ug/kg	NE	NE	NE	NE	NS	NS	NS	NS	NS	NS	< 9.54 U	NS	NS	NS	NS	NS	NS	NS

Notes:
This is a summary table. Only detected analytes are shown.
<0.010 = Not detected above the laboratory reporting limit
Bold = Detected above reporting limit
Yellow highlighted cells exceed the 2013 GA PMC
Green highlighted cells exceed the 2013 GB PMC
Blue highlighted cells exceed the 2013 RES DEC
RES DEC = Residential Direct Exposure Criteria
GA PMC = Pollutant Mobility Criteria for GA classified groundwater areas
GB PMC = Pollutant Mobility Criteria for GB classified groundwater areas
GWPC = Groundwater Protection Criteria
Italicized criteria indicate that criteria value is from CTDEEP Recommended Criteria Values for Common Additional Polluting Substances and Alternative Criteria Requests (September 2018)
NE = Criteria has not been established
NS = Not sampled for this constituent
ug/kg = micrograms per kilogram
ug/l = micrograms per liter
mg/kg = milligrams per kilogram
U = The analyte was not detected above the detection limit
J+ = Result may be biased high
J-= Result may be biased low
J = Result is considered estimated
UJ = The analyte was not detected at a level greater than or equal to the adjusted DL. However, the reported adjusted DL is approximate and may be inaccurate or imprecise.

Table 2
AOC 1 Non-PCB Soil Analytical Data
EC Application

Location ID						AF14-SB454	AF14-SB454	AF15-SB259	AF15-SB259	AF15-SB259	AF15-SB259	AF15-SB259	AF16-SB361	AF16-SB361	AF16-SB361	AF17-SB353	AF17-SB353	AF17-SB353	AF17-SB353
Depth Interval						4 - 5 ft	5.5 - 6 ft	0 - 1 ft	13 - 14 ft	4 - 5 ft	6 - 7.5 ft	9 - 10 ft	10.5 - 11 ft	13 - 13.5 ft	4.5 - 5 ft	1 - 1.5 ft	11.5 - 12 ft	11.5 - 12 ft	5 - 7 ft
Sample ID	Unit	2013 GA PMC	2013 GB PMC	GWPC x 10	2013 RES DEC	14-SB454 (4-5)7101	4-SB454 (5.5-6)710	5-SB259 (0-1)-1227	-SB259 (13-14)-122	5-SB259 (4-5)-1227	-SB259 (6-7.5)-1227	-SB259 (9-10)-1227	SB361 (10.5-11)-04	SB361 (13-13.5)-04	-SB361 (4.5-5)-0412	-SB353(1-1.5)-0410	SB353(11.5-12)-041	SB353(11.5-12)-0417	-SB353(5-7)-0410
Sample Date						7/10/2012	7/10/2012	12/27/2011	12/27/2011	12/27/2011	12/27/2011	12/27/2011	4/12/2012	4/12/2012	4/12/2012	4/10/2012	4/10/2012	4/10/2012	4/10/2012
SDG						SB52651	SB52651	SB41712	SB41712	SB41712	SB41712	SB41712	SB47192	SB47192	SB47192	SB46973	SB46973	SB46973	SB46973
CTETPH																			
Aliphatic Hydrocarbons (ETPH) C9-C36	mg/kg	**500**	**2500**	NE	**500**	NS	**538**	NS	NS	NS	**2350**	NS	**366**	NS	NS	NS	NS	NS	< 15.9 U
Total Petroleum Hydrocarbons	mg/kg	**500**	**2500**	NE	**500**	NS	**538**	NS	NS	NS	**2350**	NS	**366**	NS	NS	NS	NS	NS	< 15.9 U
Unidentified	mg/kg	NE	NE	NE	NE	NS	**538**	NS	NS	NS	**2350**	NS	**366**	NS	NS	NS	NS	NS	< 15.9 U
CTETPH-SPLP																			
Aliphatic Hydrocarbons (ETPH) C9-C36	mg/l	NE	NE	2.5	NE	NS	NS	NS	NS	NS	**0.7**	NS	NS	NS	NS	NS	NS	NS	NS
Total Petroleum Hydrocarbons	mg/l	NE	NE	NE	NE	NS	NS	NS	NS	NS	**0.7**	NS	NS	NS	NS	NS	NS	NS	NS
Unidentified	mg/l	NE	NE	NE	NE	NS	NS	NS	NS	NS	**0.7**	NS	NS	NS	NS	NS	NS	NS	NS
VOCs																			
1,1,1-Trichloroethane	ug/kg	4000	40000	NE	500000	NS	NS	NS	NS	NS	< 84.5 U	NS	< 103 UJ	NS	NS	NS	NS	NS	NS
1,1-Dichloroethane	ug/kg	**1400**	14000	NE	500000	NS	NS	NS	NS	NS	< 84.5 U	NS	< 103 U	NS	NS	NS	NS	NS	NS
1,2,4-Trichlorobenzene	ug/kg	NE	NE	NE	21000	NS	NS	NS	NS	NS	< 84.5 U	NS	< 103 U	NS	NS	NS	NS	NS	NS
1,2,4-Trimethylbenzene	ug/kg	NE	NE	NE	500000	NS	NS	NS	NS	NS	**12000**	NS	< 103 U	NS	NS	NS	NS	NS	NS
1,2-Dichlorobenzene	ug/kg	3100	3100	NE	500000	NS	NS	NS	NS	NS	**2330**	NS	< 103 U	NS	NS	NS	NS	NS	NS
1,2-Dichloroethane	ug/kg	**20**	200	NE	6700	NS	NS	NS	NS	NS	< 84.5 U	NS	< 103 U	NS	NS	NS	NS	NS	NS
1,3,5-Trimethylbenzene	ug/kg	NE	NE	NE	500000	NS	NS	NS	NS	NS	**3460 J-**	NS	< 103 U	NS	NS	NS	NS	NS	NS
1,3-Dichlorobenzene	ug/kg	12000	120000	NE	500000	NS	NS	NS	NS	NS	**138**	NS	< 103 U	NS	NS	NS	NS	NS	NS
1,4-Dichlorobenzene	ug/kg	1500	15000	NE	26000	NS	NS	NS	NS	NS	**233**	NS	< 103 U	NS	NS	NS	NS	NS	NS
2-Butanone (MEK)	ug/kg	8000	80000	NE	500000	NS	NS	NS	NS	NS	< 845 U	NS	< 1030 U	NS	NS	NS	NS	NS	NS
Acetone	ug/kg	14000	140000	NE	500000	NS	NS	NS	NS	NS	< 845 U	NS	< 1030 UJ	NS	NS	NS	NS	NS	NS
Benzene	ug/kg	**20**	**200**	NE	21000	NS	NS	NS	NS	NS	< 84.5 U	NS	< 103 U	NS	NS	NS	NS	NS	NS
Chlorobenzene	ug/kg	2000	20000	NE	500000	NS	NS	NS	NS	NS	**954**	NS	< 103 U	NS	NS	NS	NS	NS	NS
Chloroethane	ug/kg	NE	NE	NE	130000	NS	NS	NS	NS	NS	< 169 U	NS	< 206 U	NS	NS	NS	NS	NS	NS
cis-1,2-Dichloroethylene	ug/kg	**1400**	**14000**	NE	500000	NS	NS	NS	NS	NS	**1250**	NS	< 103 U	NS	NS	NS	NS	NS	NS
Ethyl ether	ug/kg	NE	NE	NE	NE	NS	NS	NS	NS	NS	< 84.5 U	NS	< 103 U	NS	NS	NS	NS	NS	NS
Ethylbenzene	ug/kg	**10100**	**10100**	NE	500000	NS	NS	NS	NS	NS	**19400**	NS	< 103 U	NS	NS	NS	NS	NS	NS
Isopropylbenzene	ug/kg	NE	NE	NE	500000	NS	NS	NS	NS	NS	**870**	NS	< 103 U	NS	NS	NS	NS	NS	NS
m,p-Xylenes	ug/kg	NE	**19500**	NE	NE	NS	NS	NS	NS	NS	**109000**	NS	< 206 U	NS	NS	NS	NS	NS	NS
Methyl Isobutyl Ketone	ug/kg	7000	14000	NE	500000	NS	NS	NS	NS	NS	< 845 U	NS	< 1030 U	NS	NS	NS	NS	NS	NS
Naphthalene	ug/kg	**5600**	56000	NE	1000000	NS	NS	NS	NS	NS	**7250**	NS	< 103 U	NS	NS	NS	NS	NS	NS
n-Butylbenzene	ug/kg	NE	NE	NE	500000	NS	NS	NS	NS	NS	**3030**	NS	< 103 U	NS	NS	NS	NS	NS	NS
n-Propylbenzene	ug/kg	NE	NE	NE	500000	NS	NS	NS	NS	NS	**1400**	NS	< 103 U	NS	NS	NS	NS	NS	NS
o-Xylene	ug/kg	NE	**19500**	NE	NE	NS	NS	NS	NS	NS	**32100**	NS	< 103 U	NS	NS	NS	NS	NS	NS
p-Isopropyltoluene	ug/kg	NE	NE	NE	500000	NS	NS	NS	NS	NS	**800**	NS	< 103 U	NS	NS	NS	NS	NS	NS
sec-Butylbenzene	ug/kg	NE	NE	NE	500000	NS	NS	NS	NS	NS	**487**	NS	< 103 U	NS	NS	NS	NS	NS	NS
Styrene	ug/kg	2000	20000	NE	500000	NS	NS	NS	NS	NS	**192**	NS	< 103 U	NS	NS	NS	NS	NS	NS
tert-butylbenzene	ug/kg	NE	NE	NE	500000	NS	NS	NS	NS	NS	< 84.5 U	NS	< 103 U	NS	NS	NS	NS	NS	NS
Tetrachloroethylene	ug/kg	**100**	1000	NE	12000	NS	NS	NS	NS	NS	< 84.5 U	NS	< 103 U	NS	NS	NS	NS	NS	NS
Toluene	ug/kg	20000	67000	NE	500000	NS	NS	NS	NS	NS	**1640**	NS	< 103 U	NS	NS	NS	NS	NS	NS
Total Xylenes	ug/kg	**19500**	**19500**	NE	NE	NS	NS	NS	NS	NS	**141000**	NS	< 206 U	NS	NS	NS	NS	NS	NS
trans-1,2-Dichloroethylene	ug/kg	**2000**	20000	NE	500000	NS	NS	NS	NS	NS	**525**	NS	< 103 U	NS	NS	NS	NS	NS	NS
Trichloroethene	ug/kg	**100**	**1000**	NE	56000	NS	NS	NS	NS	NS	**231**	NS	< 103 U	NS	NS	NS	NS	NS	NS
Vinyl chloride	ug/kg	**40**	**400**	NE	**320**	NS	NS	NS	NS	NS	**194 J**	NS	< 103 U	NS	NS	NS	NS	NS	NS
VOCs-SPLP																			
Total VOC-SPLP	ug/l	NE	NE	NE	NE	NS	NS	NS	NS	NS	NS	NS	NS	NS	NS	NS	NS	NS	NS
SVOC-SIMs																			
Benzo(a)pyrene	ug/kg	1000	1000	NE	1000	NS	NS	NS	NS	NS	NS	NS	NS	NS	NS	NS	NS	NS	NS
Benzo(b)fluoranthene	ug/kg	1000	1000	NE	1000	NS	NS	NS	NS	NS	NS	NS	NS	NS	NS	NS	NS	NS	NS
Fluoranthene	ug/kg	5600	56000	NE	1000000	NS	NS	NS	NS	NS	NS	NS	NS	NS	NS	NS	NS	NS	NS
Pyrene	ug/kg	4000	40000	NE	1000000	NS	NS	NS	NS	NS	NS	NS	NS	NS	NS	NS	NS	NS	NS
SVOCs																			
1-Methylnaphthalene	ug/kg	*200*	*1000*	NE	*21000*	NS	< 2030 U	NS	NS	NS	< 1060 U	NS	< 403 U	NS	NS	NS	NS	NS	< 394 U
2-Methylnaphthalene	ug/kg	*560*	*5600*	NE	*270000*	NS	< 2030 U	NS	NS	NS	< 1060 U	NS	< 403 U	NS	NS	NS	NS	NS	< 394 U
Acenaphthene	ug/kg	*8400*	*84000*	NE	*1000000*	NS	< 2030 U	NS	NS	NS	< 1060 U	NS	< 403 U	NS	NS	NS	NS	NS	< 394 U
Acenaphthylene	ug/kg	8400	84000	NE	1000000	NS	< 2030 U	NS	NS	NS	< 1060 UJ	NS	< 403 U	NS	NS	NS	NS	NS	< 394 U
Anthracene	ug/kg	40000	400000	NE	1000000	NS	< 2030 U	NS	NS	NS	< 1060 U	NS	< 403 U	NS	NS	NS	NS	NS	< 394 U
Benzo(a)anthracene	ug/kg	**1000**	**1000**	NE	**1000**	NS	< 2030 U	NS	NS	NS	**1300**	NS	< 403 U	NS	NS	NS	NS	NS	< 394 U
Benzo(a)pyrene	ug/kg	**1000**	**1000**	NE	**1000**	NS	< 2030 U	NS	NS	NS	**1180**	NS	< 403 U	NS	NS	NS	NS	NS	< 394 U
Benzo(b)fluoranthene	ug/kg	**1000**	**1000**	NE	**1000**	NS	< 2030 U	NS	NS	NS	< 1060 U	NS	< 403 U	NS	NS	NS	NS	NS	< 394 U
Benzo(g,h,i)perylene	ug/kg	*1000*	*1000*	NE	*8400*	NS	< 2030 U	NS	NS	NS	< 1060 U	NS	< 403 U	NS	NS	NS	NS	NS	< 394 U
Benzo(k)fluoranthene	ug/kg	**1000**	**1000**	NE	**8400**	NS	< 2030 U	NS	NS	NS	< 1060 U	NS	< 403 U	NS	NS	NS	NS	NS	< 394 U
Bis(2-ethylhexyl)phthalate	ug/kg	**1000**	11000	NE	44000	NS	NS	NS	NS	NS	NS	NS	NS	NS	NS	NS	NS	NS	NS
Chrysene	ug/kg	*1000*	*1000*	NE	*84000*	NS	< 2030 U	NS	NS	NS	**1150**	NS	< 403 U	NS	NS	NS	NS	NS	< 394 U
Dibenzo(a,h)anthracene	ug/kg	*1000*	*1000*	NE	***1000***	NS	< 2030 U	NS	NS	NS	< 1060 U	NS	< 403 U	NS	NS	NS	NS	NS	< 394 U
Fluoranthene	ug/kg	**5600**	56000	NE	1000000	NS	< 2030 U	NS	NS	NS	**2230**	NS	< 403 U	NS	NS	NS	NS	NS	< 394 U
Fluorene	ug/kg	**5600**	56000	NE	1000000	NS	< 2030 U	NS	NS	NS	< 1060 U	NS	< 403 U	NS	NS	NS	NS	NS	< 394 U
Indeno(1,2,3-cd)pyrene	ug/kg	*1000*	*1000*	NE	***1000***	NS	< 2030 U	NS	NS	NS	< 1060 U	NS	< 403 U	NS	NS	NS	NS	NS	< 394 U
Naphthalene	ug/kg	**5600**	56000	NE	1000000	NS	< 2030 U	NS	NS	NS	**2160**	NS	< 403 U	NS	NS	NS	NS	NS	< 394 U
Phenanthrene	ug/kg	**4000**	40000	NE	1000000	NS	< 2030 U	NS	NS	NS	**1640**	NS	< 403 U	NS	NS	NS	NS	NS	< 394 U
Pyrene	ug/kg	**4000**	40000	NE	1000000	NS	< 2030 U	NS	NS	NS	**2490**	NS	< 403 U	NS	NS	NS	NS	NS	< 394 U
SVOCs-SPLP																			
1-Methylnaphthalene	ug/l	NE	NE	*50*	NE	NS	NS	NS	NS	NS	< 1.00 U	NS	NS	NS	NS	NS	NS	NS	NS
2-Methylnaphthalene	ug/l	NE	NE	*280*	NE	NS	NS	NS	NS	NS	< 1.00 U	NS	NS	NS	NS	NS	NS	NS	NS
Acenaphthene	ug/l	NE	NE	*4200*	NE	NS	NS	NS	NS	NS	< 1.00 U	NS	NS	NS	NS	NS	NS	NS	NS
Anthracene	ug/l	NE	NE	20000	NE	NS	NS	NS	NS	NS	< 1.00 U	NS	NS	NS	NS	NS	NS	NS	NS
Benzo(a)anthracene	ug/l	NE	NE	0.6	NE	NS	NS	NS	NS	NS	**0.0790 J**	NS	NS	NS	NS	NS	NS	NS	NS
Fluoranthene	ug/l	NE	NE	2800	NE	NS	NS	NS	NS	NS	< 1.00 U	NS	NS	NS	NS	NS	NS	NS	NS
Fluorene	ug/l	NE	NE	2800	NE	NS	NS	NS	NS	NS	< 1.00 U	NS	NS	NS	NS	NS	NS	NS	NS
Naphthalene	ug/l	NE	NE	2800	NE	NS	NS	NS	NS	NS	< 1.00 U	NS	NS	NS	NS	NS	NS	NS	NS
Phenanthrene	ug/l	NE	NE	2000	NE	NS	NS	NS	NS	NS	**0.517 J**	NS	NS	NS	NS	NS	NS	NS	NS
Pyrene	ug/l	NE	NE	2000	NE	NS	NS	NS	NS	NS	< 1.00 U	NS	NS	NS	NS	NS	NS	NS	NS

Table 2
AOC 1 Non-PCB Soil Analytical Data
EC Application

Greenwich High School
10 Hillside Road
Greenwich, CT

Location ID						AF14-SB454	AF14-SB454	AF15-SB259	AF15-SB259	AF15-SB259	AF15-SB259	AF15-SB259	AF16-SB361	AF16-SB361	AF16-SB361	AF17-SB353	AF17-SB353	AF17-SB353	AF17-SB353
Depth Interval						4 - 5 ft	5.5 - 6 ft	0 - 1 ft	13 - 14 ft	4 - 5 ft	6 - 7.5 ft	9 - 10 ft	10.5 - 11 ft	13 - 13.5 ft	4.5 - 5 ft	1 - 1.5 ft	11.5 - 12 ft	11.5 - 12 ft	5 - 7 ft
Sample ID	Unit	2013 GA PMC	2013 GB PMC	GWPC x 10	2013 RES DEC	14-SB454 (4-5)7101	14-SB454 (5.5-6)710	5-SB259 (0-1)-1227	-SB259 (13-14)-122	5-SB259 (4-5)-1227	-SB259 (6-7.5)-122	5-SB259 (9-10)-1227	SB361 (10.5-11)-04	SB361 (13-13.5)-04	-SB361 (4.5-5)-0412	-SB353(1-1.5)-0410	SB353(11.5-12)-04	SB353(11.5-12)-04	17-SB353(5-7)-0410
Sample Date						7/10/2012	7/10/2012	12/27/2011	12/27/2011	12/27/2011	12/27/2011	12/27/2011	4/12/2012	4/12/2012	4/12/2012	4/10/2012	4/10/2012	4/10/2012	4/10/2012
SDG						SB52651	SB52651	SB41712	SB41712	SB41712	SB41712	SB41712	SB47192	SB47192	SB47192	SB46973	SB46973	SB46973	SB46973
Metals																			
Antimony	mg/kg	NE	NE	NE	**27**	< 7.61 UJ	< 6.09 UJ	NS	< 13.5 UJ	NS	< 6.04 UJ	NS	< 5.60 U	< 5.36 U	< 5.16 U	< 5.67 UJ	< 6.10 UJ	< 8.92 UJ	< 5.55 UJ
Arsenic	mg/kg	NE	NE	NE	**10**	< 19.0 U	< 1.83 U	NS	< 4.04 UJ	NS	**13.3 J**	NS	**7.81**	< 1.61 U	**6.43**	**7.40**	< 1.83 U	< 2.68 U	< 1.66 U
Barium	mg/kg	NE	NE	NE	4700	**617**	**414**	NS	**251 J**	NS	**738 J**	NS	**104**	**175**	**109**	**81.5 J+**	**128 J+**	**181 J+**	**144 J+**
Beryllium	mg/kg	NE	NE	NE	**2**	< 0.761 U	< 0.609 U	NS	< 1.35 U	NS	< 0.604 U	NS	< 0.560 U	< 0.536 U	**0.665**	**0.952**	**0.628**	**0.910**	**0.866**
Cadmium	mg/kg	NE	NE	NE	**34**	**5.74 J**	**2.66 J**	NS	< 1.35 UJ	NS	**12.4 J**	NS	< 0.560 U	< 0.536 U	< 0.516 U	< 0.567 U	< 0.610 U	< 0.892 U	< 0.555 U
Chromium	mg/kg	NE	NE	NE	NE	**176**	**108**	NS	**41.8 J**	NS	**134 J**	NS	**25.3**	**24.7**	**57.2**	**18.3**	**21.8**	**31.1**	**50.3**
Copper	mg/kg	NE	NE	NE	**2500**	**441 J**	**240 J**	NS	**13.8 J**	NS	**845 J**	NS	**49.7**	**34.8**	**20.1**	**15.8**	**19.0**	**20.6**	**22.5**
Lead	mg/kg	NE	NE	NE	**400**	**3320 J**	**1380 J**	NS	**7.90 J**	NS	**1850 J**	NS	**261**	**5.68**	**18.9**	**49.8**	**17.8**	**26.9**	**12.7**
Mercury	mg/kg	NE	NE	NE	20	**0.974 J**	**0.498 J**	NS	**0.118 J+**	NS	**0.961 J+**	NS	**0.328**	< 0.0320 U	< 0.0310 U	**0.0752 J+**	< 0.0340 U	< 0.0575 U	< 0.0328 U
Nickel	mg/kg	NE	NE	NE	**1400**	**90.5**	**172**	NS	**19.8 J**	NS	**120 J**	NS	**57.7**	**27.3**	**28.0**	**9.20**	**19.6**	**24.7**	**34.8**
Selenium	mg/kg	NE	NE	NE	340	< 2.28 UJ	< 1.83 UJ	NS	< 4.17 U	NS	< 1.81 U	NS	< 1.68 U	< 1.61 U	< 1.55 U	< 1.70 U	< 1.83 U	< 2.68 U	< 1.66 U
Silver	mg/kg	NE	NE	NE	340	< 11.4 U	< 1.83 U	NS	< 4.04 UJ	NS	**6.54 J**	NS	< 1.68 U	< 1.61 U	< 1.55 U	< 1.70 U	< 1.83 U	< 2.68 U	< 1.66 U
Thallium	mg/kg	NE	NE	NE	**5.4**	< 4.57 U	< 3.65 U	NS	< 8.07 U	NS	< 6.65 U	NS	< 3.36 U	< 3.21 U	< 3.10 U	< 3.40 U	< 3.66 U	< 5.35 U	< 3.33 U
Vanadium	mg/kg	NE	NE	NE	**470**	**83.6**	**51.6**	NS	**26.6 J**	NS	**85.7 J**	NS	**24.3**	**33.6**	**43.0**	**31.3**	**24.8**	**31.2**	**40.5**
Zinc	mg/kg	NE	NE	NE	**20000**	**1500 J**	**1030 J**	NS	**37.6 J**	NS	**1660 J**	NS	**186**	**66.6**	**42.7**	**51.6**	**52.5**	**59.7**	**56.4**
Metals-SPLP																			
Antimony	ug/l	**6**	60	NE	NE	NS	NS	NS	NS	NS	NS	NS	NS	NS	NS	NS	NS	NS	NS
Arsenic	ug/l	50	500	NE	NE	NS	NS	NS	NS	NS	< 4.0 U	NS	NS	NS	NS	NS	NS	NS	NS
Barium	ug/l	1000	10000	NE	NE	NS	NS	NS	NS	NS	**91.6**	NS	NS	NS	NS	NS	NS	NS	NS
Cadmium	ug/l	**5**	**50**	NE	NE	NS	NS	NS	NS	NS	< 2.5 U	NS	NS	NS	NS	NS	NS	NS	NS
Chromium	ug/l	50	500	NE	NE	NS	NS	NS	NS	NS	< 5.0 U	NS	NS	NS	NS	NS	NS	NS	NS
Copper	ug/l	1300	13000	NE	NE	NS	NS	NS	NS	NS	< 5.0 U	NS	NS	NS	NS	NS	NS	NS	NS
Lead	ug/l	**15**	**150**	NE	NE	NS	NS	NS	NS	NS	< 7.5 U	NS	NS	NS	NS	NS	NS	NS	NS
Nickel	ug/l	100	1000	NE	NE	NS	NS	NS	NS	NS	< 5.0 U	NS	NS	NS	NS	NS	NS	NS	NS
Vanadium	ug/l	50	500	NE	NE	NS	NS	NS	NS	NS	< 5.0 U	NS	NS	NS	NS	NS	NS	NS	NS
Zinc	ug/l	5000	50000	NE	NE	NS	NS	NS	NS	NS	< 46.0 U	NS	NS	NS	NS	NS	NS	NS	NS
Cyanide																			
Cyanide	mg/kg	NE	NE	NE	1400	NS	NS	NS	NS	NS	**1.78 J**	NS	NS	NS	NS	NS	NS	NS	NS
PCBs																			
Aroclor 1242	ug/kg	NE	NE	NE	NE	< 30600 U	< 23000 U	NS	NS	**5350**	**570000**	< 20.3 U	**197000**	**680**	< 213 U	< 225 U	< 25.3 U	< 38.0 U	< 22.9 U
Aroclor 1248	ug/kg	NE	NE	NE	NE	**694000**	**534000**	NS	NS	< 22.1 U	< 25.6 U	< 20.3 U	< 4560 U	< 21.0 U	< 213 U	< 225 U	**885**	**289**	**64.2**
Aroclor 1254	ug/kg	NE	NE	NE	NE	< 30600 U	< 23000 U	NS	NS	< 22.1 U	< 25.6 U	< 20.3 U	< 4560 U	< 42.1 U	< 213 U	< 225 U	< 25.3 U	< 38.0 U	< 22.9 U
Aroclor 1260	ug/kg	NE	NE	NE	NE	< 30600 U	< 23000 U	NS	NS	**54.1**	**5410**	< 20.3 U	< 4560 U	< 21.0 U	< 21.3 U	< 22.5 U	< 25.3 U	< 38.0 U	< 22.9 U
Aroclor 1262	ug/kg	NE	NE	NE	NE	< 30600 U	< 23000 U	NS	NS	< 22.1 U	< 25.6 U	< 20.3 U	< 4560 U	< 21.0 U	< 21.3 U	< 22.5 U	< 25.3 U	< 38.0 U	< 22.9 U
Total PCB Aroclors	ug/kg	**NE**	NE	NE	**1000**	**694000**	**534000**	NS	NS	**5404.1**	**575410**	< 20.3 U	**197000**	**680**	< 213 U	< 225 U	**885**	**289**	**64.2**
PCBs-SPLP																			
Aroclor 1242	ug/l	NE	NE	NE	NE	NS	NS	NS	NS	NS	**73.3**	NS	NS	NS	NS	NS	NS	NS	NS
Aroclor 1248	ug/l	NE	NE	NE	NE	NS	NS	NS	NS	NS	< 0.211 U	NS	NS	NS	NS	NS	NS	NS	NS
Aroclor 1260	ug/l	NE	NE	NE	NE	NS	NS	NS	NS	NS	**0.505 J**	NS	NS	NS	NS	NS	NS	NS	NS
Total PCB Aroclors	ug/l	**0.5**	**5**	NE	NE	NS	NS	NS	NS	NS	**73.8**	NS	NS	NS	NS	NS	NS	NS	NS
Pesticides																			
4,4-DDD (p,p)	ug/kg	NE	NE	NE	NE	NS	NS	< 9.21 U	NS	NS	NS	NS	NS	NS	NS	NS	NS	NS	NS
4,4-DDE (p,p)	ug/kg	NE	NE	NE	NE	NS	NS	< 5.75 U	NS	NS	NS	NS	NS	NS	NS	NS	NS	NS	NS
4,4-DDT (p,p)	ug/kg	NE	NE	NE	1800	NS	NS	< 9.21 U	NS	NS	NS	NS	NS	NS	NS	NS	NS	NS	NS
alpha-Chlordane	ug/kg	NE	NE	NE	NE	NS	NS	< 5.75 U	NS	NS	NS	NS	NS	NS	NS	NS	NS	NS	NS
Chlordane	ug/kg	NE	NE	NE	**490**	NS	NS	< 23.0 U	NS	NS	NS	NS	NS	NS	NS	NS	NS	NS	NS
Endrin	ug/kg	NE	NE	NE	20000	NS	NS	< 9.21 UJ	NS	NS	NS	NS	NS	NS	NS	NS	NS	NS	NS
gamma-Chlordane	ug/kg	NE	NE	NE	NE	NS	NS	< 5.75 U	NS	NS	NS	NS	NS	NS	NS	NS	NS	NS	NS
Methoxychlor	ug/kg	800	8000	NE	340000	NS	NS	< 9.21 U	NS	NS	NS	NS	NS	NS	NS	NS	NS	NS	NS
Total DDx	ug/kg	***3***	***20***	NE	1800	NS	NS	< 9.21	NS	NS	NS	NS	NS	NS	NS	NS	NS	NS	NS
Pesticides-SPLP																			
Chlordane	ug/l	NE	NE	**3**	NE	NS	NS	NS	NS	NS	NS	NS	NS	NS	NS	NS	NS	NS	NS
Herbicides																			
Total Herbicides	ug/kg	NE	NE	NE	NE	NS	NS	NS	NS	NS	NS	NS	NS	NS	NS	NS	NS	NS	NS

Notes:
This is a summary table. Only detected analytes are shown.
<0.010 = Not detected above the laboratory reporting limit
Bold = Detected above reporting limit
Yellow highlighted cells exceed the 2013 GA PMC
Green highlighted cells exceed the 2013 GB PMC
Blue highlighted cells exceed the 2013 RES DEC
RES DEC = Residential Direct Exposure Criteria
GA PMC = Pollutant Mobility Criteria for GA classified groundwater areas
GB PMC = Pollutant Mobility Criteria for GB classified groundwater areas
GWPC = Groundwater Protection Criteria
Italicized criteria indicate that criteria value is from CTDEEP Recommended Criteria Values for Common Additional Polluting Substances and Alternative Criteria Requests (September 2018)
NE = Criteria has not been established
NS = Not sampled for this constituent
ug/kg = micrograms per kilogram
ug/l = micrograms per liter
mg/kg = milligrams per kilogram
U = The analyte was not detected above the detection limit
J+ = Result may be biased high
J-= Result may be biased low
J = Result is considered estimated
UJ = The analyte was not detected at a level greater than or equal to the adjusted DL. However, the reported adjusted DL is approximate and may be inaccurate or imprecise.

Table 2
AOC 1 Non-PCB Soil Analytical Data
EC Application

Greenwich High School
10 Hillside Road
Greenwich, CT

Location ID Depth Interval Sample ID Sample Date SDG	Unit	2013 GA PMC	2013 GB PMC	GWPC x 10	2013 RES DEC	AF23-SB203 0 - 1 ft AF23-SB203(0-1)-1 10/2/2011 SB36674	AF23-SB203 11.5 - 12 ft F23-SB203(11.5-12) 10/2/2011 SB36674	AF23-SB203 8 - 9 ft AF23-SB203(8-9)-1 10/2/2011 SB36674	AF24-SB217 0 - 0.5 ft AF-24-SB217(0-0.5) 10/9/2011 SB37166	AF24-SB217 0 - 4 ft AF-24-SB217(0-4) 10/9/2011 SB37166	AF24-SB217 0 - 1 ft AF-24-SB217(0-1) 10/9/2011 SB37166	AF24-SB217 4 - 5 ft AF-24-SB217(4-5) 10/9/2011 SB37166	AF24-SB217 5 - 9 ft AF-24-SB217(5-9) 10/9/2011 SB37166	AF24-SB217 5 - 6 ft AF-24-SB217(5-6) 10/9/2011 SB37166	AF24-SB217 8 - 9 ft AF-24-SB217(8-9) 10/9/2011 SB37166	AG10-SB442 1.5 - 2 ft)-SB442 (1.5-2)-0700 7/9/2012 SB52446	AG10-SB442 9 - 10 ft 0-SB442 (9-10)-0709 7/9/2012 SB52446	AG12-SB453 1 - 2 ft 12-SB453 (1-2)7101 7/10/2012 SB52651	AG12-SB453 11 - 12 ft 2-SB453 (11-12)710 7/10/2012 SB52651
CTETPH																			
Aliphatic Hydrocarbons (ETPH) C9-C36	mg/kg	**500**	**2500**	NE	**500**	NS	NS	NS	NS	NS	NS	NS	NS	NS	NS	NS	< 33.6 UJ	NS	NS
Total Petroleum Hydrocarbons	mg/kg	**500**	**2500**	NE	**500**	NS	NS	NS	NS	NS	NS	NS	NS	NS	NS	NS	< 33.6 U	NS	NS
Unidentified	mg/kg	NE	NE	NE	NE	NS	NS	NS	NS	NS	NS	NS	NS	NS	NS	NS	< 33.6 U	NS	NS
CTETPH-SPLP																			
Aliphatic Hydrocarbons (ETPH) C9-C36	mg/l	NE	NE	2.5	NE	NS	NS	NS	NS	NS	NS	NS	NS	NS	NS	NS	NS	NS	NS
Total Petroleum Hydrocarbons	mg/l	NE	NE	NE	NE	NS	NS	NS	NS	NS	NS	NS	NS	NS	NS	NS	NS	NS	NS
Unidentified	mg/l	NE	NE	NE	NE	NS	NS	NS	NS	NS	NS	NS	NS	NS	NS	NS	NS	NS	NS
VOCs																			
1,1,1-Trichloroethane	ug/kg	4000	40000	NE	500000	NS	NS	NS	NS	NS	NS	NS	NS	NS	NS	NS	NS	NS	NS
1,1-Dichloroethane	ug/kg	**1400**	14000	NE	500000	NS	NS	NS	NS	NS	NS	NS	NS	NS	NS	NS	NS	NS	NS
1,2,4-Trichlorobenzene	ug/kg	NE	NE	NE	21000	NS	NS	NS	NS	NS	NS	NS	NS	NS	NS	NS	NS	NS	NS
1,2,4-Trimethylbenzene	ug/kg	NE	NE	NE	500000	NS	NS	NS	NS	NS	NS	NS	NS	NS	NS	NS	NS	NS	NS
1,2-Dichlorobenzene	ug/kg	3100	3100	NE	500000	NS	NS	NS	NS	NS	NS	NS	NS	NS	NS	NS	NS	NS	NS
1,2-Dichloroethane	ug/kg	**20**	200	NE	6700	NS	NS	NS	NS	NS	NS	NS	NS	NS	NS	NS	NS	NS	NS
1,3,5-Trimethylbenzene	ug/kg	NE	NE	NE	500000	NS	NS	NS	NS	NS	NS	NS	NS	NS	NS	NS	NS	NS	NS
1,3-Dichlorobenzene	ug/kg	12000	120000	NE	500000	NS	NS	NS	NS	NS	NS	NS	NS	NS	NS	NS	NS	NS	NS
1,4-Dichlorobenzene	ug/kg	1500	15000	NE	26000	NS	NS	NS	NS	NS	NS	NS	NS	NS	NS	NS	NS	NS	NS
2-Butanone (MEK)	ug/kg	8000	80000	NE	500000	NS	NS	NS	NS	NS	NS	NS	NS	NS	NS	NS	NS	NS	NS
Acetone	ug/kg	14000	140000	NE	500000	NS	NS	NS	NS	NS	NS	NS	NS	NS	NS	NS	NS	NS	NS
Benzene	ug/kg	**20**	**200**	NE	21000	NS	NS	NS	NS	NS	NS	NS	NS	NS	NS	NS	NS	NS	NS
Chlorobenzene	ug/kg	2000	20000	NE	500000	NS	NS	NS	NS	NS	NS	NS	NS	NS	NS	NS	NS	NS	NS
Chloroethane	ug/kg	NE	NE	NE	130000	NS	NS	NS	NS	NS	NS	NS	NS	NS	NS	NS	NS	NS	NS
cis-1,2-Dichloroethylene	ug/kg	**1400**	**14000**	NE	500000	NS	NS	NS	NS	NS	NS	NS	NS	NS	NS	NS	NS	NS	NS
Ethyl ether	ug/kg	NE	NE	NE	NE	NS	NS	NS	NS	NS	NS	NS	NS	NS	NS	NS	NS	NS	NS
Ethylbenzene	ug/kg	**10100**	**10100**	NE	500000	NS	NS	NS	NS	NS	NS	NS	NS	NS	NS	NS	NS	NS	NS
Isopropylbenzene	ug/kg	NE	NE	NE	500000	NS	NS	NS	NS	NS	NS	NS	NS	NS	NS	NS	NS	NS	NS
m,p-Xylenes	ug/kg	NE	**19500**	NE	NE	NS	NS	NS	NS	NS	NS	NS	NS	NS	NS	NS	NS	NS	NS
Methyl Isobutyl Ketone	ug/kg	7000	14000	NE	500000	NS	NS	NS	NS	NS	NS	NS	NS	NS	NS	NS	NS	NS	NS
Naphthalene	ug/kg	**5600**	56000	NE	1000000	NS	NS	NS	NS	NS	NS	NS	NS	NS	NS	NS	NS	NS	NS
n-Butylbenzene	ug/kg	NE	NE	NE	500000	NS	NS	NS	NS	NS	NS	NS	NS	NS	NS	NS	NS	NS	NS
n-Propylbenzene	ug/kg	NE	NE	NE	500000	NS	NS	NS	NS	NS	NS	NS	NS	NS	NS	NS	NS	NS	NS
o-Xylene	ug/kg	NE	**19500**	NE	NE	NS	NS	NS	NS	NS	NS	NS	NS	NS	NS	NS	NS	NS	NS
p-Isopropyltoluene	ug/kg	NE	NE	NE	500000	NS	NS	NS	NS	NS	NS	NS	NS	NS	NS	NS	NS	NS	NS
sec-Butylbenzene	ug/kg	NE	NE	NE	500000	NS	NS	NS	NS	NS	NS	NS	NS	NS	NS	NS	NS	NS	NS
Styrene	ug/kg	2000	20000	NE	500000	NS	NS	NS	NS	NS	NS	NS	NS	NS	NS	NS	NS	NS	NS
tert-butylbenzene	ug/kg	NE	NE	NE	500000	NS	NS	NS	NS	NS	NS	NS	NS	NS	NS	NS	NS	NS	NS
Tetrachloroethylene	ug/kg	**100**	1000	NE	12000	NS	NS	NS	NS	NS	NS	NS	NS	NS	NS	NS	NS	NS	NS
Toluene	ug/kg	20000	67000	NE	500000	NS	NS	NS	NS	NS	NS	NS	NS	NS	NS	NS	NS	NS	NS
Total Xylenes	ug/kg	**19500**	**19500**	NE	NE	NS	NS	NS	NS	NS	NS	NS	NS	NS	NS	NS	NS	NS	NS
trans-1,2-Dichloroethylene	ug/kg	**2000**	20000	NE	500000	NS	NS	NS	NS	NS	NS	NS	NS	NS	NS	NS	NS	NS	NS
Trichloroethene	ug/kg	**100**	**1000**	NE	56000	NS	NS	NS	NS	NS	NS	NS	NS	NS	NS	NS	NS	NS	NS
Vinyl chloride	ug/kg	**40**	**400**	NE	**320**	NS	NS	NS	NS	NS	NS	NS	NS	NS	NS	NS	NS	NS	NS
VOCs-SPLP																			
Total VOC-SPLP	ug/l	NE	NE	NE	NE	NS	NS	NS	NS	NS	NS	NS	NS	NS	NS	NS	NS	NS	NS
SVOC-SIMs																			
Benzo(a)pyrene	ug/kg	1000	1000	NE	1000	NS	NS	NS	NS	NS	NS	NS	NS	NS	NS	NS	NS	NS	NS
Benzo(b)fluoranthene	ug/kg	1000	1000	NE	1000	NS	NS	NS	NS	NS	NS	NS	NS	NS	NS	NS	NS	NS	NS
Fluoranthene	ug/kg	5600	56000	NE	1000000	NS	NS	NS	NS	NS	NS	NS	NS	NS	NS	NS	NS	NS	NS
Pyrene	ug/kg	4000	40000	NE	1000000	NS	NS	NS	NS	NS	NS	NS	NS	NS	NS	NS	NS	NS	NS
SVOCs																			
1-Methylnaphthalene	ug/kg	*200*	*1000*	NE	*21000*	< 393 U	NS	< 179 U	NS	NS	NS	< 181 U	NS	< 175 U	NS	NS	< 207 U	NS	NS
2-Methylnaphthalene	ug/kg	*560*	*5600*	NE	*270000*	< 393 U	NS	< 179 U	NS	NS	NS	< 181 U	NS	< 175 U	NS	NS	< 207 U	NS	NS
Acenaphthene	ug/kg	*8400*	*84000*	NE	*1000000*	< 393 U	NS	< 179 U	NS	NS	NS	< 181 U	NS	< 175 U	NS	NS	< 207 U	NS	NS
Acenaphthylene	ug/kg	8400	84000	NE	1000000	< 393 U	NS	< 179 U	NS	NS	NS	< 181 U	NS	< 175 U	NS	NS	< 207 U	NS	NS
Anthracene	ug/kg	40000	400000	NE	1000000	< 393 U	NS	< 179 U	NS	NS	NS	< 181 U	NS	< 175 U	NS	NS	< 207 U	NS	NS
Benzo(a)anthracene	ug/kg	**1000**	**1000**	NE	**1000**	< 393 U	NS	< 179 U	NS	NS	NS	< 181 U	NS	< 175 U	NS	NS	< 207 U	NS	NS
Benzo(a)pyrene	ug/kg	**1000**	**1000**	NE	**1000**	< 393 U	NS	< 179 U	NS	NS	NS	< 181 U	NS	< 175 U	NS	NS	< 207 U	NS	NS
Benzo(b)fluoranthene	ug/kg	**1000**	**1000**	NE	**1000**	< 393 U	NS	< 179 U	NS	NS	NS	< 181 U	NS	< 175 U	NS	NS	< 207 U	NS	NS
Benzo(g,h,i)perylene	ug/kg	*1000*	*1000*	NE	*8400*	< 393 U	NS	< 179 U	NS	NS	NS	< 181 U	NS	< 175 U	NS	NS	< 207 U	NS	NS
Benzo(k)fluoranthene	ug/kg	**1000**	**1000**	NE	**8400**	< 393 U	NS	< 179 U	NS	NS	NS	< 181 U	NS	< 175 U	NS	NS	< 207 UJ	NS	NS
Bis(2-ethylhexyl)phthalate	ug/kg	**1000**	11000	NE	44000	NS	NS	NS	NS	NS	NS	NS	NS	NS	NS	NS	NS	NS	NS
Chrysene	ug/kg	*1000*	*1000*	NE	*84000*	< 393 U	NS	< 179 U	NS	NS	NS	< 181 U	NS	< 175 U	NS	NS	< 207 U	NS	NS
Dibenzo(a,h)anthracene	ug/kg	*1000*	*1000*	NE	***1000***	< 393 U	NS	< 179 U	NS	NS	NS	< 181 U	NS	< 175 U	NS	NS	< 207 U	NS	NS
Fluoranthene	ug/kg	**5600**	56000	NE	1000000	< 393 U	NS	< 179 U	NS	NS	NS	< 181 U	NS	< 175 U	NS	NS	< 207 U	NS	NS
Fluorene	ug/kg	**5600**	56000	NE	1000000	< 393 U	NS	< 179 U	NS	NS	NS	< 181 U	NS	< 175 U	NS	NS	< 207 U	NS	NS
Indeno(1,2,3-cd)pyrene	ug/kg	*1000*	*1000*	NE	***1000***	< 393 U	NS	< 179 U	NS	NS	NS	< 181 U	NS	< 175 U	NS	NS	< 207 U	NS	NS
Naphthalene	ug/kg	**5600**	56000	NE	1000000	< 393 U	NS	< 179 U	NS	NS	NS	< 181 U	NS	< 175 U	NS	NS	< 207 U	NS	NS
Phenanthrene	ug/kg	**4000**	40000	NE	1000000	< 393 U	NS	< 179 U	NS	NS	NS	< 181 U	NS	< 175 U	NS	NS	< 207 U	NS	NS
Pyrene	ug/kg	**4000**	40000	NE	1000000	< 393 U	NS	< 179 U	NS	NS	NS	< 181 U	NS	< 175 U	NS	NS	< 207 U	NS	NS
SVOCs-SPLP																			
1-Methylnaphthalene	ug/l	NE	NE	*50*	NE	NS	NS	NS	NS	NS	NS	NS	NS	NS	NS	NS	NS	NS	NS
2-Methylnaphthalene	ug/l	NE	NE	*280*	NE	NS	NS	NS	NS	NS	NS	NS	NS	NS	NS	NS	NS	NS	NS
Acenaphthene	ug/l	NE	NE	*4200*	NE	NS	NS	NS	NS	NS	NS	NS	NS	NS	NS	NS	NS	NS	NS
Anthracene	ug/l	NE	NE	20000	NE	NS	NS	NS	NS	NS	NS	NS	NS	NS	NS	NS	NS	NS	NS
Benzo(a)anthracene	ug/l	NE	NE	0.6	NE	NS	NS	NS	NS	NS	NS	NS	NS	NS	NS	NS	NS	NS	NS
Fluoranthene	ug/l	NE	NE	2800	NE	NS	NS	NS	NS	NS	NS	NS	NS	NS	NS	NS	NS	NS	NS
Fluorene	ug/l	NE	NE	2800	NE	NS	NS	NS	NS	NS	NS	NS	NS	NS	NS	NS	NS	NS	NS
Naphthalene	ug/l	NE	NE	2800	NE	NS	NS	NS	NS	NS	NS	NS	NS	NS	NS	NS	NS	NS	NS
Phenanthrene	ug/l	NE	NE	2000	NE	NS	NS	NS	NS	NS	NS	NS	NS	NS	NS	NS	NS	NS	NS
Pyrene	ug/l	NE	NE	2000	NE	NS	NS	NS	NS	NS	NS	NS	NS	NS	NS	NS	NS	NS	NS

Table 2
AOC 1 Non-PCB Soil Analytical Data
EC Application

Greenwich High School
10 Hillside Road
Greenwich, CT

Location ID						AF23-SB203	AF23-SB203	AF23-SB203	AF24-SB217	AF24-SB217	AF24-SB217	AF24-SB217	AF24-SB217	AF24-SB217	AF24-SB217	AG10-SB442	AG10-SB442	AG12-SB453	AG12-SB453
Depth Interval						0 - 1 ft	11.5 - 12 ft	8 - 9 ft	0 - 0.5 ft	0 - 4 ft	0 - 1 ft	4 - 5 ft	5 - 9 ft	5 - 6 ft	8 - 9 ft	1.5 - 2 ft	9 - 10 ft	1 - 2 ft	11 - 12 ft
Sample ID	Unit	2013 GA PMC	2013 GB PMC	GWPC x 10	2013 RES DEC	AF23-SB203(0-1)-1	F23-SB203(11.5-12)	AF23-SB203(8-9)-1	AF-24-SB217(0-0.5)	AF-24-SB217(0-4)	AF-24-SB217(0-1)	AF-24-SB217(4-5)	AF-24-SB217(5-9)	AF-24-SB217(5-6)	AF-24-SB217(8-9)	)-SB442 (1.5-2)-0700	0-SB442 (9-10)-0709	12-SB453 (1-2)7101	2-SB453 (11-12)710
Sample Date						10/2/2011	10/2/2011	10/2/2011	10/9/2011	10/9/2011	10/9/2011	10/9/2011	10/9/2011	10/9/2011	10/9/2011	7/9/2012	7/9/2012	7/10/2012	7/10/2012
SDG						SB36674	SB36674	SB36674	SB37166	SB37166	SB37166	SB37166	SB37166	SB37166	SB37166	SB52446	SB52446	SB52651	SB52651
Metals																			
Antimony	mg/kg	NE	NE	NE	**27**	**16.9 J-**	NS	< 5.12 UJ	NS	< 5.14 U	NS	NS	< 4.64 U	NS	NS	< 5.59 UJ	< 5.62 UJ	< 5.49 UJ	< 6.90 UJ
Arsenic	mg/kg	NE	NE	NE	**10**	**4.88**	NS	< 1.53 U	NS	**5.25**	NS	NS	**3.86**	NS	NS	**2.92**	< 1.68 U	**2.87**	< 2.07 U
Barium	mg/kg	NE	NE	NE	4700	**60.4**	NS	**105**	NS	**137**	NS	NS	**86.0**	NS	NS	**94.6**	**114**	**75.7**	**203**
Beryllium	mg/kg	NE	NE	NE	**2**	< 0.507 U	NS	**0.844**	NS	**0.685**	NS	NS	**0.608**	NS	NS	< 0.559 U	< 0.562 U	**0.669**	< 0.690 U
Cadmium	mg/kg	NE	NE	NE	**34**	< 0.507 U	NS	< 0.512 U	NS	< 0.514 U	NS	NS	< 0.464 U	NS	NS	< 0.559 U	< 0.562 U	< 0.549 UJ	< 0.690 UJ
Chromium	mg/kg	NE	NE	NE	NE	**20.6**	NS	**20.5**	NS	**32.0**	NS	NS	**20.5**	NS	NS	**27.8**	**24.6**	**21.4**	**41.3**
Copper	mg/kg	NE	NE	NE	**2500**	**21.9**	NS	**11.6**	NS	**13.5**	NS	NS	**11.9**	NS	NS	**98.7 J**	**4.77 J**	**16.7 J**	**8.80 J**
Lead	mg/kg	NE	NE	NE	**400**	**47.4**	NS	**6.32**	NS	**18.4**	NS	NS	**7.10**	NS	NS	**45.0 J**	**2.79 J**	**35.4 J**	**5.74 J**
Mercury	mg/kg	NE	NE	NE	20	**0.0752 J+**	NS	< 0.0303 U	NS	< 0.0323 U	NS	NS	< 0.0293 U	NS	NS	**0.108**	< 0.0370 U	**0.219 J**	< 0.0427 UJ
Nickel	mg/kg	NE	NE	NE	**1400**	**13.2**	NS	**13.0**	NS	**16.6**	NS	NS	**10.8**	NS	NS	**18.6 J**	**14.0 J**	**11.0**	**24.9**
Selenium	mg/kg	NE	NE	NE	340	< 1.52 U	NS	< 1.53 U	NS	< 2.26 U	NS	NS	< 1.39 U	NS	NS	< 1.68 U	< 1.68 U	< 1.65 UJ	< 2.07 UJ
Silver	mg/kg	NE	NE	NE	340	< 1.52 U	NS	< 1.53 U	NS	< 1.54 U	NS	NS	< 1.39 U	NS	NS	< 1.68 U	< 1.68 U	< 1.65 U	< 2.07 U
Thallium	mg/kg	NE	NE	NE	**5.4**	< 3.04 U	NS	< 3.07 U	NS	< 3.08 U	NS	NS	< 2.78 U	NS	NS	< 3.35 U	< 3.37 U	< 3.29 U	< 4.14 U
Vanadium	mg/kg	NE	NE	NE	**470**	**23.7**	NS	**22.6**	NS	**28.6**	NS	NS	**18.3**	NS	NS	**25.6**	**19.8**	**25.9**	**33.5**
Zinc	mg/kg	NE	NE	NE	**20000**	**65.6**	NS	**31.4**	NS	**49.4**	NS	NS	**30.2**	NS	NS	**182 J**	**37.0 J**	**49.5 J**	**72.4 J**
Metals-SPLP																			
Antimony	ug/l	**6**	60	NE	NE	NS	NS	NS	NS	NS	NS	NS	NS	NS	NS	NS	NS	NS	NS
Arsenic	ug/l	50	500	NE	NE	NS	NS	NS	NS	NS	NS	NS	NS	NS	NS	NS	NS	NS	NS
Barium	ug/l	1000	10000	NE	NE	NS	NS	NS	NS	NS	NS	NS	NS	NS	NS	NS	NS	NS	NS
Cadmium	ug/l	**5**	**50**	NE	NE	NS	NS	NS	NS	NS	NS	NS	NS	NS	NS	NS	NS	NS	NS
Chromium	ug/l	50	500	NE	NE	NS	NS	NS	NS	NS	NS	NS	NS	NS	NS	NS	NS	NS	NS
Copper	ug/l	1300	13000	NE	NE	NS	NS	NS	NS	NS	NS	NS	NS	NS	NS	NS	NS	NS	NS
Lead	ug/l	**15**	**150**	NE	NE	NS	NS	NS	NS	NS	NS	NS	NS	NS	NS	NS	NS	NS	NS
Nickel	ug/l	100	1000	NE	NE	NS	NS	NS	NS	NS	NS	NS	NS	NS	NS	NS	NS	NS	NS
Vanadium	ug/l	50	500	NE	NE	NS	NS	NS	NS	NS	NS	NS	NS	NS	NS	NS	NS	NS	NS
Zinc	ug/l	5000	50000	NE	NE	NS	NS	NS	NS	NS	NS	NS	NS	NS	NS	NS	NS	NS	NS
Cyanide																			
Cyanide	mg/kg	NE	NE	NE	1400	NS	NS	NS	NS	NS	NS	NS	NS	NS	NS	NS	NS	NS	NS
PCBs																			
Aroclor 1242	ug/kg	NE	NE	NE	NE	< 22.9 U	< 20.6 U	< 21.6 U	< 20.8 U	NS	NS	< 20.3 U	NS	< 20.1 U	< 21.8 U	< 207 U	< 24.5 U	< 23.4 U	< 27.0 U
Aroclor 1248	ug/kg	NE	NE	NE	NE	< 22.9 U	< 20.6 U	< 21.6 U	< 20.8 U	NS	NS	< 20.3 U	NS	< 20.1 U	< 21.8 U	**10900**	< 24.5 U	**436**	**593**
Aroclor 1254	ug/kg	NE	NE	NE	NE	< 22.9 U	< 20.6 U	< 21.6 U	< 20.8 U	NS	NS	< 20.3 U	NS	< 20.1 U	< 21.8 U	< 207 U	< 24.5 U	< 23.4 U	< 27.0 U
Aroclor 1260	ug/kg	NE	NE	NE	NE	< 22.9 U	< 20.6 U	< 21.6 U	< 20.8 U	NS	NS	< 20.3 U	NS	**65.4**	< 21.8 U	**259**	< 24.5 U	< 23.4 U	< 27.0 U
Aroclor 1262	ug/kg	NE	NE	NE	NE	< 22.9 U	< 20.6 U	< 21.6 U	< 20.8 U	NS	NS	< 20.3 U	NS	< 20.1 U	< 21.8 U	< 207 U	< 24.5 U	< 23.4 U	< 27.0 U
Total PCB Aroclors	ug/kg	**NE**	NE	NE	**1000**	< 22.9 U	< 20.6 U	< 21.6 U	< 20.8 U	NS	NS	< 20.3 U	NS	**65.4**	< 21.8 U	**11200**	< 24.5 U	**436**	**593**
PCBs-SPLP																			
Aroclor 1242	ug/l	NE	NE	NE	NE	NS	NS	NS	NS	NS	NS	NS	NS	NS	NS	NS	NS	NS	NS
Aroclor 1248	ug/l	NE	NE	NE	NE	NS	NS	NS	NS	NS	NS	NS	NS	NS	NS	NS	NS	NS	NS
Aroclor 1260	ug/l	NE	NE	NE	NE	NS	NS	NS	NS	NS	NS	NS	NS	NS	NS	NS	NS	NS	NS
Total PCB Aroclors	ug/l	**0.5**	**5**	NE	NE	NS	NS	NS	NS	NS	NS	NS	NS	NS	NS	NS	NS	NS	NS
Pesticides																			
4,4-DDD (p,p)	ug/kg	NE	NE	NE	NE	NS	NS	NS	NS	NS	< 8.75 U	NS	NS	NS	NS	NS	NS	NS	NS
4,4-DDE (p,p)	ug/kg	NE	NE	NE	NE	NS	NS	NS	NS	NS	< 5.47 U	NS	NS	NS	NS	NS	NS	NS	NS
4,4-DDT (p,p)	ug/kg	NE	NE	NE	1800	NS	NS	NS	NS	NS	< 8.75 U	NS	NS	NS	NS	NS	NS	NS	NS
alpha-Chlordane	ug/kg	NE	NE	NE	NE	NS	NS	NS	NS	NS	< 5.47 U	NS	NS	NS	NS	NS	NS	NS	NS
Chlordane	ug/kg	NE	NE	NE	**490**	NS	NS	NS	NS	NS	< 21.9 U	NS	NS	NS	NS	NS	NS	NS	NS
Endrin	ug/kg	NE	NE	NE	20000	NS	NS	NS	NS	NS	< 8.75 U	NS	NS	NS	NS	NS	NS	NS	NS
gamma-Chlordane	ug/kg	NE	NE	NE	NE	NS	NS	NS	NS	NS	< 5.47 U	NS	NS	NS	NS	NS	NS	NS	NS
Methoxychlor	ug/kg	800	8000	NE	340000	NS	NS	NS	NS	NS	< 8.75 U	NS	NS	NS	NS	NS	NS	NS	NS
Total DDx	ug/kg	***3***	***20***	NE	1800	NS	NS	NS	NS	NS	< 8.75	NS	NS	NS	NS	NS	NS	NS	NS
Pesticides-SPLP																			
Chlordane	ug/l	NE	NE	**3**	NE	NS	NS	NS	NS	NS	NS	NS	NS	NS	NS	NS	NS	NS	NS
Herbicides																			
Total Herbicides	ug/kg	NE	NE	NE	NE	NS	NS	NS	NS	NS	NS	NS	NS	NS	NS	NS	NS	NS	NS

Notes:
This is a summary table. Only detected analytes are shown.
<0.010 = Not detected above the laboratory reporting limit
Bold = Detected above reporting limit
Yellow highlighted cells exceed the 2013 GA PMC
Green highlighted cells exceed the 2013 GB PMC
Blue highlighted cells exceed the 2013 RES DEC
RES DEC = Residential Direct Exposure Criteria
GA PMC = Pollutant Mobility Criteria for GA classified groundwater areas
GB PMC = Pollutant Mobility Criteria for GB classified groundwater areas
GWPC = Groundwater Protection Criteria
Italicized criteria indicate that criteria value is from CTDEEP Recommended Criteria Values for Common Additional Polluting Substances and Alternative Criteria Requests (September 2018)
NE = Criteria has not been established
NS = Not sampled for this constituent
ug/kg = micrograms per kilogram
ug/l = micrograms per liter
mg/kg = milligrams per kilogram
U = The analyte was not detected above the detection limit
J+ = Result may be biased high
J-= Result may be biased low
J = Result is considered estimated
UJ = The analyte was not detected at a level greater than or equal to the adjusted DL. However, the reported adjusted DL is approximate and may be inaccurate or imprecise.

Table 2
AOC 1 Non-PCB Soil Analytical Data
EC Application

Greenwich High School
10 Hillside Road
Greenwich, CT

Location ID						AG12-SB453	AG13-SB455	AG13-SB455	AG13-SB455	AG13-SB455	AG14-SB451	AG14-SB451	AG14-SB451	AG15-SB360	AG15-SB360	AG15-SB360	AG16-SB358	AG16-SB358	AG16-SB358
Depth Interval						4 - 5 ft	11.5 - 12 ft	4.5 - 5 ft	5 - 5.5 ft	7 - 8 ft	12 - 13 ft	3.5 - 4 ft	6 - 7 ft	11.5 - 12.5 ft	3 - 3.5 ft	7 - 8 ft	12 - 13 ft	4 - 4.5 ft	6 - 7 ft
Sample ID	Unit	2013 GA PMC	2013 GB PMC	GWPC x 10	2013 RES DEC	12-SB453 (4-5)7101	-SB455 (11.5-12)71	3-SB455 (4.5-5)710	3-SB455 (5-5.5)710	13-SB455 (7-8)7101	-SB451(12-13)-0710	4-SB451(3.5-4)-0710	4-SB451(6-7)-0710	SB360 (11.5-12.5)-06	-SB360 (3-3.5)-0411	5-SB360 (7-8)-0411	-SB358 (12-13)-0416	-SB358 (4-4.5)-0416	6-SB358 (6-7)-0410
Sample Date						7/10/2012	7/10/2012	7/10/2012	7/10/2012	7/10/2012	7/10/2012	7/10/2012	7/10/2012	4/11/2012	4/11/2012	4/11/2012	4/10/2012	4/10/2012	4/10/2012
SDG						SB52651	SB52651	SB52651	SB52651	SB52651	SB52560	SB52560	SB52560	SB47192	SB47192	SB47192	SB47192	SB47192	SB47192
CTETPH																			
Aliphatic Hydrocarbons (ETPH) C9-C36	mg/kg	500	2500	NE	500	1600	NS	NS	NS	45.5	NS	NS	< 29.1 U	NS	NS	887	NS	NS	1500
Total Petroleum Hydrocarbons	mg/kg	500	2500	NE	500	1600	NS	NS	NS	45.5	NS	NS	< 29.1 U	NS	NS	887	NS	NS	1500
Unidentified	mg/kg	NE	NE	NE	NE	1600	NS	NS	NS	45.5	NS	NS	< 29.1 U	NS	NS	887	NS	NS	1500
CTETPH-SPLP																			
Aliphatic Hydrocarbons (ETPH) C9-C36	mg/l	NE	NE	2.5	NE	NS	NS	NS	NS	NS	NS	NS	NS	NS	NS	NS	NS	NS	NS
Total Petroleum Hydrocarbons	mg/l	NE	NE	NE	NE	NS	NS	NS	NS	NS	NS	NS	NS	NS	NS	NS	NS	NS	NS
Unidentified	mg/l	NE	NE	NE	NE	NS	NS	NS	NS	NS	NS	NS	NS	NS	NS	NS	NS	NS	NS
VOCs																			
1,1,1-Trichloroethane	ug/kg	4000	40000	NE	500000	< 281 U	NS	< 223 U	NS	NS	NS	< 127 U	NS	NS	NS	NS	NS	NS	< 103 UJ
1,1-Dichloroethane	ug/kg	1400	14000	NE	500000	< 281 U	NS	< 223 U	NS	NS	NS	< 127 U	NS	NS	NS	NS	NS	NS	< 103 U
1,2,4-Trichlorobenzene	ug/kg	NE	NE	NE	21000	< 281 U	NS	< 223 U	NS	NS	NS	160	NS	NS	NS	NS	NS	NS	< 103 U
1,2,4-Trimethylbenzene	ug/kg	NE	NE	NE	500000	450	NS	3130	NS	NS	NS	1770	NS	NS	NS	NS	NS	NS	7450
1,2-Dichlorobenzene	ug/kg	3100	3100	NE	500000	< 281 U	NS	< 223 U	NS	NS	NS	< 127 U	NS	NS	NS	NS	NS	NS	2400
1,2-Dichloroethane	ug/kg	20	200	NE	6700	< 281 U	NS	< 223 U	NS	NS	NS	< 127 U	NS	NS	NS	NS	NS	NS	< 103 U
1,3,5-Trimethylbenzene	ug/kg	NE	NE	NE	500000	< 281 U	NS	1470	NS	NS	NS	546	NS	NS	NS	NS	NS	NS	561
1,3-Dichlorobenzene	ug/kg	12000	120000	NE	500000	< 281 U	NS	< 223 U	NS	NS	NS	< 127 U	NS	NS	NS	NS	NS	NS	149
1,4-Dichlorobenzene	ug/kg	1500	15000	NE	26000	< 281 U	NS	< 223 U	NS	NS	NS	< 127 U	NS	NS	NS	NS	NS	NS	397
2-Butanone (MEK)	ug/kg	8000	80000	NE	500000	< 2810 U	NS	< 2230 U	NS	NS	NS	< 1270 U	NS	NS	NS	NS	NS	NS	< 1030 U
Acetone	ug/kg	14000	140000	NE	500000	< 2810 U	NS	< 2230 U	NS	NS	NS	< 1270 U	NS	NS	NS	NS	NS	NS	< 1030 UJ
Benzene	ug/kg	20	200	NE	21000	< 281 U	NS	< 223 U	NS	NS	NS	< 127 U	NS	NS	NS	NS	NS	NS	< 103 U
Chlorobenzene	ug/kg	2000	20000	NE	500000	< 281 U	NS	< 223 U	NS	NS	NS	< 127 U	NS	NS	NS	NS	NS	NS	1790
Chloroethane	ug/kg	NE	NE	NE	130000	< 562 U	NS	< 447 U	NS	NS	NS	< 253 U	NS	NS	NS	NS	NS	NS	< 206 U
cis-1,2-Dichloroethylene	ug/kg	1400	14000	NE	500000	< 281 U	NS	1150	NS	NS	NS	2490	NS	NS	NS	NS	NS	NS	1280
Ethyl ether	ug/kg	NE	NE	NE	NE	< 281 U	NS	< 223 U	NS	NS	NS	< 127 U	NS	NS	NS	NS	NS	NS	< 103 U
Ethylbenzene	ug/kg	10100	10100	NE	500000	798	NS	1130	NS	NS	NS	1320 J	NS	NS	NS	NS	NS	NS	1930
Isopropylbenzene	ug/kg	NE	NE	NE	500000	< 281 U	NS	< 223 U	NS	NS	NS	309	NS	NS	NS	NS	NS	NS	521
m,p-Xylenes	ug/kg	NE	19500	NE	NE	1700	NS	4140	NS	NS	NS	2520	NS	NS	NS	NS	NS	NS	2840
Methyl Isobutyl Ketone	ug/kg	7000	14000	NE	500000	< 2810 U	NS	< 2230 U	NS	NS	NS	< 1270 U	NS	NS	NS	NS	NS	NS	< 1030 U
Naphthalene	ug/kg	5600	56000	NE	1000000	1920	NS	1020	NS	NS	NS	2350	NS	NS	NS	NS	NS	NS	2350
n-Butylbenzene	ug/kg	NE	NE	NE	500000	643	NS	637	NS	NS	NS	1010	NS	NS	NS	NS	NS	NS	1650
n-Propylbenzene	ug/kg	NE	NE	NE	500000	< 281 U	NS	326	NS	NS	NS	353	NS	NS	NS	NS	NS	NS	499
o-Xylene	ug/kg	NE	19500	NE	NE	320 J	NS	1910 J	NS	NS	NS	687 J	NS	NS	NS	NS	NS	NS	232
p-Isopropyltoluene	ug/kg	NE	NE	NE	500000	292	NS	945	NS	NS	NS	549	NS	NS	NS	NS	NS	NS	1400
sec-Butylbenzene	ug/kg	NE	NE	NE	500000	295	NS	659	NS	NS	NS	729	NS	NS	NS	NS	NS	NS	857
Styrene	ug/kg	2000	20000	NE	500000	438	NS	< 223 U	NS	NS	NS	< 127 U	NS	NS	NS	NS	NS	NS	< 103 U
tert-butylbenzene	ug/kg	NE	NE	NE	500000	< 281 U	NS	< 223 U	NS	NS	NS	162	NS	NS	NS	NS	NS	NS	< 103 U
Tetrachloroethylene	ug/kg	100	1000	NE	12000	< 281 U	NS	< 223 U	NS	NS	NS	< 127 U	NS	NS	NS	NS	NS	NS	< 103 U
Toluene	ug/kg	20000	67000	NE	500000	450	NS	3070	NS	NS	NS	583	NS	NS	NS	NS	NS	NS	406
Total Xylenes	ug/kg	19500	19500	NE	NE	2000	NS	6050	NS	NS	NS	3210	NS	NS	NS	NS	NS	NS	3070
trans-1,2-Dichloroethylene	ug/kg	2000	20000	NE	500000	< 281 U	NS	< 223 U	NS	NS	NS	846 J	NS	NS	NS	NS	NS	NS	316
Trichloroethene	ug/kg	100	1000	NE	56000	< 281 U	NS	824	NS	NS	NS	1620	NS	NS	NS	NS	NS	NS	262
Vinyl chloride	ug/kg	40	400	NE	320	< 281 UJ	NS	239 J	NS	NS	NS	132	NS	NS	NS	NS	NS	NS	< 103 U
VOCs-SPLP																			
Total VOC-SPLP	ug/l	NE	NE	NE	NE	NS	NS	NS	NS	NS	NS	NS	NS	NS	NS	NS	NS	NS	NS
SVOC-SIMs																			
Benzo(a)pyrene	ug/kg	1000	1000	NE	1000	NS	NS	NS	NS	NS	NS	NS	NS	NS	NS	NS	NS	NS	NS
Benzo(b)fluoranthene	ug/kg	1000	1000	NE	1000	NS	NS	NS	NS	NS	NS	NS	NS	NS	NS	NS	NS	NS	NS
Fluoranthene	ug/kg	5600	56000	NE	1000000	NS	NS	NS	NS	NS	NS	NS	NS	NS	NS	NS	NS	NS	NS
Pyrene	ug/kg	4000	40000	NE	1000000	NS	NS	NS	NS	NS	NS	NS	NS	NS	NS	NS	NS	NS	NS
SVOCs																			
1-Methylnaphthalene	ug/kg	*200*	*1000*	NE	*21000*	< 801 U	NS	NS	NS	< 355 U	NS	NS	< 184 U	NS	NS	< 409 U	NS	NS	< 879 U
2-Methylnaphthalene	ug/kg	*560*	*5600*	NE	*270000*	< 801 U	NS	NS	NS	< 355 U	NS	NS	< 184 U	NS	NS	< 409 U	NS	NS	< 879 U
Acenaphthene	ug/kg	*8400*	*84000*	NE	*1000000*	< 801 U	NS	NS	NS	< 355 U	NS	NS	< 184 U	NS	NS	< 409 U	NS	NS	< 879 U
Acenaphthylene	ug/kg	8400	84000	NE	1000000	< 801 U	NS	NS	NS	< 355 U	NS	NS	< 184 U	NS	NS	< 409 U	NS	NS	< 879 U
Anthracene	ug/kg	40000	400000	NE	1000000	< 801 U	NS	NS	NS	< 355 U	NS	NS	< 184 U	NS	NS	< 409 U	NS	NS	< 879 U
Benzo(a)anthracene	ug/kg	1000	1000	NE	1000	< 801 U	NS	NS	NS	< 355 U	NS	NS	< 184 U	NS	NS	< 409 U	NS	NS	1700
Benzo(a)pyrene	ug/kg	1000	1000	NE	1000	< 801 U	NS	NS	NS	< 355 U	NS	NS	< 184 U	NS	NS	< 409 U	NS	NS	1560
Benzo(b)fluoranthene	ug/kg	1000	1000	NE	1000	< 801 U	NS	NS	NS	< 355 U	NS	NS	< 184 U	NS	NS	< 409 U	NS	NS	1450
Benzo(g,h,i)perylene	ug/kg	*1000*	*1000*	NE	*8400*	< 801 U	NS	NS	NS	< 355 U	NS	NS	< 184 U	NS	NS	< 409 U	NS	NS	882
Benzo(k)fluoranthene	ug/kg	1000	1000	NE	8400	< 801 U	NS	NS	NS	< 355 U	NS	NS	< 184 U	NS	NS	< 409 U	NS	NS	1540
Bis(2-ethylhexyl)phthalate	ug/kg	1000	11000	NE	44000	NS	NS	NS	NS	NS	NS	NS	NS	NS	NS	NS	NS	NS	NS
Chrysene	ug/kg	*1000*	*1000*	NE	*84000*	< 801 U	NS	NS	NS	< 355 U	NS	NS	< 184 U	NS	NS	< 409 U	NS	NS	1920
Dibenzo(a,h)anthracene	ug/kg	*1000*	*1000*	NE	*1000*	< 801 U	NS	NS	NS	< 355 U	NS	NS	< 184 U	NS	NS	< 409 U	NS	NS	< 879 U
Fluoranthene	ug/kg	5600	56000	NE	1000000	974	NS	NS	NS	< 355 U	NS	NS	235 J	NS	NS	< 409 U	NS	NS	2510
Fluorene	ug/kg	5600	56000	NE	1000000	< 801 U	NS	NS	NS	< 355 U	NS	NS	< 184 U	NS	NS	< 409 U	NS	NS	< 879 U
Indeno(1,2,3-cd)pyrene	ug/kg	*1000*	*1000*	NE	*1000*	< 801 U	NS	NS	NS	< 355 U	NS	NS	< 184 U	NS	NS	< 409 U	NS	NS	884
Naphthalene	ug/kg	5600	56000	NE	1000000	887	NS	NS	NS	< 355 U	NS	NS	< 184 U	NS	NS	< 409 U	NS	NS	< 879 U
Phenanthrene	ug/kg	4000	40000	NE	1000000	< 801 U	NS	NS	NS	< 355 U	NS	NS	< 184 U	NS	NS	< 409 U	NS	NS	1570
Pyrene	ug/kg	4000	40000	NE	1000000	1010	NS	NS	NS	< 355 U	NS	NS	< 184 U	NS	NS	< 409 U	NS	NS	2730
SVOCs-SPLP																			
1-Methylnaphthalene	ug/l	NE	NE	*50*	NE	NS	NS	NS	NS	NS	NS	NS	NS	NS	NS	NS	NS	NS	NS
2-Methylnaphthalene	ug/l	NE	NE	*280*	NE	NS	NS	NS	NS	NS	NS	NS	NS	NS	NS	NS	NS	NS	NS
Acenaphthene	ug/l	NE	NE	*4200*	NE	NS	NS	NS	NS	NS	NS	NS	NS	NS	NS	NS	NS	NS	NS
Anthracene	ug/l	NE	NE	20000	NE	NS	NS	NS	NS	NS	NS	NS	NS	NS	NS	NS	NS	NS	NS
Benzo(a)anthracene	ug/l	NE	NE	0.6	NE	NS	NS	NS	NS	NS	NS	NS	NS	NS	NS	NS	NS	NS	NS
Fluoranthene	ug/l	NE	NE	2800	NE	NS	NS	NS	NS	NS	NS	NS	NS	NS	NS	NS	NS	NS	NS
Fluorene	ug/l	NE	NE	2800	NE	NS	NS	NS	NS	NS	NS	NS	NS	NS	NS	NS	NS	NS	NS
Naphthalene	ug/l	NE	NE	2800	NE	NS	NS	NS	NS	NS	NS	NS	NS	NS	NS	NS	NS	NS	NS
Phenanthrene	ug/l	NE	NE	2000	NE	NS	NS	NS	NS	NS	NS	NS	NS	NS	NS	NS	NS	NS	NS
Pyrene	ug/l	NE	NE	2000	NE	NS	NS	NS	NS	NS	NS	NS	NS	NS	NS	NS	NS	NS	NS

Table 2
AOC 1 Non-PCB Soil Analytical Data
EC Application

Greenwich High School
10 Hillside Road
Greenwich, CT

Location ID						AG12-SB453	AG13-SB455	AG13-SB455	AG13-SB455	AG13-SB455	AG14-SB451	AG14-SB451	AG14-SB451	AG15-SB360	AG15-SB360	AG15-SB360	AG16-SB358	AG16-SB358	AG16-SB358
Depth Interval						4 - 5 ft	11.5 - 12 ft	4.5 - 5 ft	5 - 5.5 ft	7 - 8 ft	12 - 13 ft	3.5 - 4 ft	6 - 7 ft	11.5 - 12.5 ft	3 - 3.5 ft	7 - 8 ft	12 - 13 ft	4 - 4.5 ft	6 - 7 ft
Sample ID	Unit	2013 GA PMC	2013 GB PMC	GWPC x 10	2013 RES DEC	12-SB453 (4-5)7101	-SB455 (11.5-12)71	3-SB455 (4.5-5)710	3-SB455 (5-5.5)710	13-SB455 (7-8)7101	-SB451(12-13)-0710	4-SB451(3.5-4)-0710	4-SB451(6-7)-0710	SB360 (11.5-12.5)-06	-SB360 (3-3.5)-0411	5-SB360 (7-8)-0411	-SB358 (12-13)-0416	-SB358 (4-4.5)-0416	6-SB358 (6-7)-0410
Sample Date						7/10/2012	7/10/2012	7/10/2012	7/10/2012	7/10/2012	7/10/2012	7/10/2012	7/10/2012	4/11/2012	4/11/2012	4/11/2012	4/10/2012	4/10/2012	4/10/2012
SDG						SB52651	SB52651	SB52651	SB52651	SB52651	SB52560	SB52560	SB52560	SB47192	SB47192	SB47192	SB47192	SB47192	SB47192
Metals																			
Antimony	mg/kg	NE	NE	NE	**27**	< 5.60 UJ	< 10.5 UJ	NS	< 6.12 UJ	< 5.31 UJ	< 9.43 UJ	< 7.21 UJ	< 5.16 UJ	< 6.12 UJ	< 5.11 U	**6.03**	< 7.54 U	< 5.33 U	**8.56**
Arsenic	mg/kg	NE	NE	NE	**10**	< 1.68 U	**3.76**	NS	< 1.84 U	**11.0**	**4.84 J**	**16.3 J**	**7.75 J**	< 1.83 U	**4.68**	**7.71**	**2.56**	**3.83**	**13.0**
Barium	mg/kg	NE	NE	NE	4700	**398**	**149**	NS	**478**	**63.4**	**322**	**731**	**62.4**	**98.8**	**108**	**368**	**237**	**122**	**588**
Beryllium	mg/kg	NE	NE	NE	**2**	< 0.560 U	< 1.05 U	NS	< 0.612 U	**0.612**	**1.19**	< 0.721 U	**0.569**	< 0.612 U	**0.810**	< 0.557 U	**1.25**	**0.782**	< 0.603 U
Cadmium	mg/kg	NE	NE	NE	**34**	**1.90 J**	< 1.05 UJ	NS	**4.38 J**	< 0.531 UJ	< 0.943 U	**7.87**	< 0.516 U	< 0.612 U	< 0.511 U	**2.22**	< 0.754 U	< 0.533 U	**5.94**
Chromium	mg/kg	NE	NE	NE	NE	**95.6**	**28.1**	NS	**172**	**16.6**	**35.3**	**164**	**16.9**	**23.9**	**48.1**	**77.6**	**50.0**	**47.2**	**128**
Copper	mg/kg	NE	NE	NE	**2500**	**180 J**	**19.5 J**	NS	**455 J**	**17.4 J**	**28.1**	**689**	**14.1**	**4.97**	**18.0**	**420**	**11.1**	**21.8**	**592**
Lead	mg/kg	NE	NE	NE	**400**	**522 J**	**5.70 J**	NS	**1350 J**	**51.0 J**	**8.99 J**	**1150 J**	**38.1 J**	**5.87**	**29.3**	**687**	**10.1**	**32.9**	**1330**
Mercury	mg/kg	NE	NE	NE	20	**1.75 J**	< 0.0646 UJ	NS	**0.555 J**	**0.0562 J**	**0.122**	**1.28**	**0.0387**	< 0.0405 U	**0.0838**	**0.313**	**0.0738**	**0.0757**	**1.14**
Nickel	mg/kg	NE	NE	NE	**1400**	**50.1**	**24.6**	NS	**95.7**	**12.0**	**25.1**	**115**	**12.6**	**11.7**	**31.3**	**71.9**	**27.6**	**28.1**	**130**
Selenium	mg/kg	NE	NE	NE	340	< 1.68 UJ	< 3.16 UJ	NS	< 1.84 UJ	< 1.59 UJ	< 2.83 U	< 2.16 U	< 1.55 U	< 1.83 U	< 1.53 U	< 1.67 U	< 2.26 U	< 1.60 U	< 1.81 U
Silver	mg/kg	NE	NE	NE	340	< 1.68 U	< 3.16 U	NS	< 1.84 U	< 1.59 U	< 2.83 U	< 2.16 U	< 1.55 U	< 1.83 U	< 1.53 U	< 1.67 U	< 2.26 U	< 1.60 U	**3.17**
Thallium	mg/kg	NE	NE	NE	**5.4**	< 3.36 U	< 6.33 U	NS	< 3.67 U	< 3.18 U	< 5.66 U	< 4.33 U	< 3.10 U	< 3.67 U	< 3.07 U	< 3.34 U	< 4.52 U	< 3.20 U	< 3.62 U
Vanadium	mg/kg	NE	NE	NE	**470**	**64.1**	**27.6**	NS	**86.2**	**22.1**	**35.2**	**111**	**20.7**	**14.4**	**31.8**	**63.2**	**38.3**	**36.4**	**149**
Zinc	mg/kg	NE	NE	NE	**20000**	**535 J**	**90.4 J**	NS	**3750 J**	**58.4 J**	**45.5 J**	**3010 J**	**33.0 J**	**27.3**	**47.3**	**969**	**50.9**	**55.7**	**1450**
Metals-SPLP																			
Antimony	ug/l	**6**	60	NE	NE	NS	NS	NS	NS	NS	NS	NS	NS	NS	NS	NS	NS	NS	NS
Arsenic	ug/l	50	500	NE	NE	NS	NS	NS	NS	NS	NS	NS	NS	NS	NS	NS	NS	NS	NS
Barium	ug/l	1000	10000	NE	NE	NS	NS	NS	NS	NS	NS	NS	NS	NS	NS	NS	NS	NS	NS
Cadmium	ug/l	**5**	**50**	NE	NE	NS	NS	NS	NS	NS	NS	NS	NS	NS	NS	NS	NS	NS	NS
Chromium	ug/l	50	500	NE	NE	NS	NS	NS	NS	NS	NS	NS	NS	NS	NS	NS	NS	NS	NS
Copper	ug/l	1300	13000	NE	NE	NS	NS	NS	NS	NS	NS	NS	NS	NS	NS	NS	NS	NS	NS
Lead	ug/l	**15**	**150**	NE	NE	NS	NS	NS	NS	NS	NS	NS	NS	NS	NS	NS	NS	NS	NS
Nickel	ug/l	100	1000	NE	NE	NS	NS	NS	NS	NS	NS	NS	NS	NS	NS	NS	NS	NS	NS
Vanadium	ug/l	50	500	NE	NE	NS	NS	NS	NS	NS	NS	NS	NS	NS	NS	NS	NS	NS	NS
Zinc	ug/l	5000	50000	NE	NE	NS	NS	NS	NS	NS	NS	NS	NS	NS	NS	NS	NS	NS	NS
Cyanide																			
Cyanide	mg/kg	NE	NE	NE	1400	NS	NS	NS	NS	NS	NS	NS	NS	NS	NS	NS	NS	NS	NS
PCBs																			
Aroclor 1242	ug/kg	NE	NE	NE	NE	< 22700 U	< 48.7 U	< 24600 U	NS	< 21.0 U	< 39.0 U	< 27700 U	< 21.1 U	< 28.8 U	< 22.4 U	< 4650 U	< 317 U	< 21.4 U	**1150000**
Aroclor 1248	ug/kg	NE	NE	NE	NE	**808000**	**660**	**1140000 J**	NS	**1250**	**207**	**1410000**	**189**	**484 J**	**1150**	**403000**	< 317 U	**1920**	< 25600 U
Aroclor 1254	ug/kg	NE	NE	NE	NE	< 22700 U	< 48.7 U	< 24600 U	NS	< 21.0 U	< 39.0 U	< 27700 U	< 21.1 U	< 28.8 U	< 22.4 U	< 4650 U	< 317 U	< 21.4 U	< 25600 U
Aroclor 1260	ug/kg	NE	NE	NE	NE	< 22700 U	< 48.7 U	< 24600 U	NS	**21.0**	< 39.0 U	< 27700 U	< 21.1 U	< 28.8 U	**49.1**	< 4650 U	< 31.7 U	**33.7**	< 25600 U
Aroclor 1262	ug/kg	NE	NE	NE	NE	< 22700 U	< 48.7 U	< 24600 U	NS	< 21.0 U	< 39.0 U	< 27700 U	< 21.1 U	< 28.8 U	< 22.4 U	< 4650 U	< 31.7 U	< 21.4 U	< 25600 U
Total PCB Aroclors	ug/kg	**NE**	NE	NE	**1000**	**808000**	**660**	**1140000**	NS	**1270**	**207**	**1410000**	**189**	**484**	**1200**	**403000**	< 317 U	**1950**	**1150000**
PCBs-SPLP																			
Aroclor 1242	ug/l	NE	NE	NE	NE	NS	NS	NS	NS	NS	NS	NS	NS	NS	NS	NS	NS	NS	NS
Aroclor 1248	ug/l	NE	NE	NE	NE	NS	NS	NS	NS	NS	NS	NS	NS	NS	NS	NS	NS	NS	NS
Aroclor 1260	ug/l	NE	NE	NE	NE	NS	NS	NS	NS	NS	NS	NS	NS	NS	NS	NS	NS	NS	NS
Total PCB Aroclors	ug/l	**0.5**	**5**	NE	NE	NS	NS	NS	NS	NS	NS	NS	NS	NS	NS	NS	NS	NS	NS
Pesticides																			
4,4-DDD (p,p)	ug/kg	NE	NE	NE	NE	NS	NS	NS	NS	NS	NS	NS	NS	NS	NS	NS	NS	NS	NS
4,4-DDE (p,p)	ug/kg	NE	NE	NE	NE	NS	NS	NS	NS	NS	NS	NS	NS	NS	NS	NS	NS	NS	NS
4,4-DDT (p,p)	ug/kg	NE	NE	NE	1800	NS	NS	NS	NS	NS	NS	NS	NS	NS	NS	NS	NS	NS	NS
alpha-Chlordane	ug/kg	NE	NE	NE	NE	NS	NS	NS	NS	NS	NS	NS	NS	NS	NS	NS	NS	NS	NS
Chlordane	ug/kg	NE	NE	NE	**490**	NS	NS	NS	NS	NS	NS	NS	NS	NS	NS	NS	NS	NS	NS
Endrin	ug/kg	NE	NE	NE	20000	NS	NS	NS	NS	NS	NS	NS	NS	NS	NS	NS	NS	NS	NS
gamma-Chlordane	ug/kg	NE	NE	NE	NE	NS	NS	NS	NS	NS	NS	NS	NS	NS	NS	NS	NS	NS	NS
Methoxychlor	ug/kg	800	8000	NE	340000	NS	NS	NS	NS	NS	NS	NS	NS	NS	NS	NS	NS	NS	NS
Total DDx	ug/kg	***3***	***20***	NE	1800	NS	NS	NS	NS	NS	NS	NS	NS	NS	NS	NS	NS	NS	NS
Pesticides-SPLP																			
Chlordane	ug/l	NE	NE	**3**	NE	NS	NS	NS	NS	NS	NS	NS	NS	NS	NS	NS	NS	NS	NS
Herbicides																			
Total Herbicides	ug/kg	NE	NE	NE	NE	NS	NS	NS	NS	NS	NS	NS	NS	NS	NS	NS	NS	NS	NS

Notes:
This is a summary table. Only detected analytes are shown.
<0.010 = Not detected above the laboratory reporting limit
Bold = Detected above reporting limit
Yellow highlighted cells exceed the 2013 GA PMC
Green highlighted cells exceed the 2013 GB PMC
Blue highlighted cells exceed the 2013 RES DEC
RES DEC = Residential Direct Exposure Criteria
GA PMC = Pollutant Mobility Criteria for GA classified groundwater areas
GB PMC = Pollutant Mobility Criteria for GB classified groundwater areas
GWPC = Groundwater Protection Criteria
Italicized criteria indicate that criteria value is from CTDEEP Recommended Criteria Values for Common Additional Polluting Substances and Alternative Criteria Requests (September 2018)
NE = Criteria has not been established
NS = Not sampled for this constituent
ug/kg = micrograms per kilogram
ug/l = micrograms per liter
mg/kg = milligrams per kilogram
U = The analyte was not detected above the detection limit
J+ = Result may be biased high
J-= Result may be biased low
J = Result is considered estimated
UJ = The analyte was not detected at a level greater than or equal to the adjusted DL. However, the reported adjusted DL is approximate and may be inaccurate or imprecise.

Table 2
AOC 1 Non-PCB Soil Analytical Data
EC Application

Greenwich High School
10 Hillside Road
Greenwich, CT

Location ID						AG17-SB255	AG17-SB255	AG17-SB255	AG18-SB302	AG18-SB302	AG18-SB302	AG18-SB302	AG22-SB213	AG22-SB213	AG22-SB213	AG22-SB213	AG22-SB213	AG22-SB213	AG22-SB213
Depth Interval						10 - 11 ft	4 - 5 ft	5 - 7 ft	1 - 2 ft	6 - 7 ft	8 - 10 ft	8 - 10 ft	0 - 0.5 ft	0 - 4 ft	0 - 4 ft	10 - 15 ft	2 - 2.5 ft	5 - 9 ft	6 - 7 ft
Sample ID	Unit	2013 GA PMC	2013 GB PMC	GWPC x 10	2013 RES DEC	-SB255 (10-11)-122	7-SB255 (4-5)-1227	7-SB255 (5-7)-1227	8-SB302(1-2)-0216	8-SB302(6-7)-0216	8-SB302(8-10)-0216	8-SB302(8-10)-0216	AG-22-SB213(0-0.5)	AG-22-SB213(0-4)	G-22-SB213(0-4) DU	AG-22-SB213(10-15	AG-22-SB213(2-2.5)	AG-22-SB213(5-9)	AG-22-SB213(6-7)
Sample Date						12/27/2011	12/27/2011	12/27/2011	2/16/2012	2/16/2012	2/16/2012	2/16/2012	10/9/2011	10/9/2011	10/9/2011	10/9/2011	10/9/2011	10/9/2011	10/9/2011
SDG						SB41712	SB41712	SB41712	SB44035	SB44035	SB44035	SB44035	SB37166	SB37166	SB37166	SB37166	SB37166	SB37166	SB37166
CTETPH																			
Aliphatic Hydrocarbons (ETPH) C9-C36	mg/kg	**500**	**2500**	NE	**500**	< 31.9 U	NS	NS	NS	**236**	NS	NS	NS	NS	NS	NS	NS	NS	NS
Total Petroleum Hydrocarbons	mg/kg	**500**	**2500**	NE	**500**	< 31.9 U	NS	NS	NS	**236**	NS	NS	NS	NS	NS	NS	NS	NS	NS
Unidentified	mg/kg	NE	NE	NE	NE	< 31.9 U	NS	NS	NS	**236**	NS	NS	NS	NS	NS	NS	NS	NS	NS
CTETPH-SPLP																			
Aliphatic Hydrocarbons (ETPH) C9-C36	mg/l	NE	NE	2.5	NE	NS	NS	NS	NS	NS	NS	NS	NS	NS	NS	NS	NS	NS	NS
Total Petroleum Hydrocarbons	mg/l	NE	NE	NE	NE	NS	NS	NS	NS	NS	NS	NS	NS	NS	NS	NS	NS	NS	NS
Unidentified	mg/l	NE	NE	NE	NE	NS	NS	NS	NS	NS	NS	NS	NS	NS	NS	NS	NS	NS	NS
VOCs																			
1,1,1-Trichloroethane	ug/kg	4000	40000	NE	500000	NS	NS	NS	NS	< 133 U	NS	NS	NS	NS	NS	NS	NS	NS	NS
1,1-Dichloroethane	ug/kg	**1400**	14000	NE	500000	NS	NS	NS	NS	< 133 U	NS	NS	NS	NS	NS	NS	NS	NS	NS
1,2,4-Trichlorobenzene	ug/kg	NE	NE	NE	21000	NS	NS	NS	NS	< 133 U	NS	NS	NS	NS	NS	NS	NS	NS	NS
1,2,4-Trimethylbenzene	ug/kg	NE	NE	NE	500000	NS	NS	NS	NS	**648**	NS	NS	NS	NS	NS	NS	NS	NS	NS
1,2-Dichlorobenzene	ug/kg	3100	3100	NE	500000	NS	NS	NS	NS	< 133 U	NS	NS	NS	NS	NS	NS	NS	NS	NS
1,2-Dichloroethane	ug/kg	**20**	200	NE	6700	NS	NS	NS	NS	< 133 U	NS	NS	NS	NS	NS	NS	NS	NS	NS
1,3,5-Trimethylbenzene	ug/kg	NE	NE	NE	500000	NS	NS	NS	NS	**173**	NS	NS	NS	NS	NS	NS	NS	NS	NS
1,3-Dichlorobenzene	ug/kg	12000	120000	NE	500000	NS	NS	NS	NS	< 133 U	NS	NS	NS	NS	NS	NS	NS	NS	NS
1,4-Dichlorobenzene	ug/kg	1500	15000	NE	26000	NS	NS	NS	NS	< 133 U	NS	NS	NS	NS	NS	NS	NS	NS	NS
2-Butanone (MEK)	ug/kg	8000	80000	NE	500000	NS	NS	NS	NS	< 1330 U	NS	NS	NS	NS	NS	NS	NS	NS	NS
Acetone	ug/kg	14000	140000	NE	500000	NS	NS	NS	NS	< 1330 U	NS	NS	NS	NS	NS	NS	NS	NS	NS
Benzene	ug/kg	**20**	**200**	NE	21000	NS	NS	NS	NS	< 133 U	NS	NS	NS	NS	NS	NS	NS	NS	NS
Chlorobenzene	ug/kg	2000	20000	NE	500000	NS	NS	NS	NS	< 133 U	NS	NS	NS	NS	NS	NS	NS	NS	NS
Chloroethane	ug/kg	NE	NE	NE	130000	NS	NS	NS	NS	< 266 U	NS	NS	NS	NS	NS	NS	NS	NS	NS
cis-1,2-Dichloroethylene	ug/kg	**1400**	**14000**	NE	500000	NS	NS	NS	NS	**145**	NS	NS	NS	NS	NS	NS	NS	NS	NS
Ethyl ether	ug/kg	NE	NE	NE	NE	NS	NS	NS	NS	< 133 U	NS	NS	NS	NS	NS	NS	NS	NS	NS
Ethylbenzene	ug/kg	**10100**	**10100**	NE	500000	NS	NS	NS	NS	**684**	NS	NS	NS	NS	NS	NS	NS	NS	NS
Isopropylbenzene	ug/kg	NE	NE	NE	500000	NS	NS	NS	NS	< 133 U	NS	NS	NS	NS	NS	NS	NS	NS	NS
m,p-Xylenes	ug/kg	NE	**19500**	NE	NE	NS	NS	NS	NS	**1890**	NS	NS	NS	NS	NS	NS	NS	NS	NS
Methyl Isobutyl Ketone	ug/kg	7000	14000	NE	500000	NS	NS	NS	NS	< 1330 U	NS	NS	NS	NS	NS	NS	NS	NS	NS
Naphthalene	ug/kg	**5600**	56000	NE	1000000	NS	NS	NS	NS	**170**	NS	NS	NS	NS	NS	NS	NS	NS	NS
n-Butylbenzene	ug/kg	NE	NE	NE	500000	NS	NS	NS	NS	< 133 U	NS	NS	NS	NS	NS	NS	NS	NS	NS
n-Propylbenzene	ug/kg	NE	NE	NE	500000	NS	NS	NS	NS	**181**	NS	NS	NS	NS	NS	NS	NS	NS	NS
o-Xylene	ug/kg	NE	**19500**	NE	NE	NS	NS	NS	NS	**247**	NS	NS	NS	NS	NS	NS	NS	NS	NS
p-Isopropyltoluene	ug/kg	NE	NE	NE	500000	NS	NS	NS	NS	< 133 U	NS	NS	NS	NS	NS	NS	NS	NS	NS
sec-Butylbenzene	ug/kg	NE	NE	NE	500000	NS	NS	NS	NS	< 133 U	NS	NS	NS	NS	NS	NS	NS	NS	NS
Styrene	ug/kg	2000	20000	NE	500000	NS	NS	NS	NS	< 133 U	NS	NS	NS	NS	NS	NS	NS	NS	NS
tert-butylbenzene	ug/kg	NE	NE	NE	500000	NS	NS	NS	NS	< 133 U	NS	NS	NS	NS	NS	NS	NS	NS	NS
Tetrachloroethylene	ug/kg	**100**	1000	NE	12000	NS	NS	NS	NS	< 133 U	NS	NS	NS	NS	NS	NS	NS	NS	NS
Toluene	ug/kg	20000	67000	NE	500000	NS	NS	NS	NS	**230**	NS	NS	NS	NS	NS	NS	NS	NS	NS
Total Xylenes	ug/kg	**19500**	**19500**	NE	NE	NS	NS	NS	NS	**2140**	NS	NS	NS	NS	NS	NS	NS	NS	NS
trans-1,2-Dichloroethylene	ug/kg	**2000**	20000	NE	500000	NS	NS	NS	NS	< 133 U	NS	NS	NS	NS	NS	NS	NS	NS	NS
Trichloroethene	ug/kg	**100**	**1000**	NE	56000	NS	NS	NS	NS	**150**	NS	NS	NS	NS	NS	NS	NS	NS	NS
Vinyl chloride	ug/kg	**40**	**400**	NE	**320**	NS	NS	NS	NS	< 133 U	NS	NS	NS	NS	NS	NS	NS	NS	NS
VOCs-SPLP																			
Total VOC-SPLP	ug/l	NE	NE	NE	NE	NS	NS	NS	NS	NS	NS	NS	NS	NS	NS	NS	NS	NS	NS
SVOC-SIMs																			
Benzo(a)pyrene	ug/kg	1000	1000	NE	1000	NS	NS	NS	NS	NS	NS	NS	NS	NS	NS	NS	NS	NS	NS
Benzo(b)fluoranthene	ug/kg	1000	1000	NE	1000	NS	NS	NS	NS	NS	NS	NS	NS	NS	NS	NS	NS	NS	NS
Fluoranthene	ug/kg	5600	56000	NE	1000000	NS	NS	NS	NS	NS	NS	NS	NS	NS	NS	NS	NS	NS	NS
Pyrene	ug/kg	4000	40000	NE	1000000	NS	NS	NS	NS	NS	NS	NS	NS	NS	NS	NS	NS	NS	NS
SVOCs																			
1-Methylnaphthalene	ug/kg	*200*	*1000*	NE	*21000*	NS	NS	< 419 U	NS	< 1000 U	NS	NS	NS	NS	NS	NS	< 183 U	NS	< 241 U
2-Methylnaphthalene	ug/kg	*560*	*5600*	NE	*270000*	NS	NS	< 419 U	NS	< 1000 U	NS	NS	NS	NS	NS	NS	< 183 U	NS	< 241 U
Acenaphthene	ug/kg	*8400*	*84000*	NE	*1000000*	NS	NS	< 419 U	NS	< 1000 U	NS	NS	NS	NS	NS	NS	< 183 U	NS	< 241 U
Acenaphthylene	ug/kg	8400	84000	NE	1000000	NS	NS	< 419 U	NS	< 1000 U	NS	NS	NS	NS	NS	NS	< 183 U	NS	< 241 U
Anthracene	ug/kg	40000	400000	NE	1000000	NS	NS	< 419 U	NS	< 1000 UJ	NS	NS	NS	NS	NS	NS	< 183 U	NS	< 241 U
Benzo(a)anthracene	ug/kg	**1000**	**1000**	NE	**1000**	NS	NS	< 419 U	NS	< 1000 U	NS	NS	NS	NS	NS	NS	< 183 U	NS	< 241 U
Benzo(a)pyrene	ug/kg	**1000**	**1000**	NE	**1000**	NS	NS	< 419 U	NS	< 1000 U	NS	NS	NS	NS	NS	NS	< 183 U	NS	< 241 U
Benzo(b)fluoranthene	ug/kg	**1000**	**1000**	NE	**1000**	NS	NS	< 419 U	NS	< 1000 U	NS	NS	NS	NS	NS	NS	< 183 U	NS	< 241 U
Benzo(g,h,i)perylene	ug/kg	*1000*	*1000*	NE	*8400*	NS	NS	< 419 U	NS	< 1000 U	NS	NS	NS	NS	NS	NS	< 183 U	NS	< 241 U
Benzo(k)fluoranthene	ug/kg	**1000**	**1000**	NE	**8400**	NS	NS	< 419 U	NS	< 1000 U	NS	NS	NS	NS	NS	NS	< 183 U	NS	< 241 U
Bis(2-ethylhexyl)phthalate	ug/kg	**1000**	11000	NE	44000	NS	NS	NS	NS	NS	NS	NS	NS	NS	NS	NS	NS	NS	NS
Chrysene	ug/kg	*1000*	*1000*	NE	*84000*	NS	NS	< 419 U	NS	< 1000 U	NS	NS	NS	NS	NS	NS	< 183 U	NS	< 241 U
Dibenzo(a,h)anthracene	ug/kg	*1000*	*1000*	NE	***1000***	NS	NS	< 419 U	NS	< 1000 U	NS	NS	NS	NS	NS	NS	< 183 U	NS	< 241 U
Fluoranthene	ug/kg	**5600**	56000	NE	1000000	NS	NS	< 419 U	NS	< 1000 U	NS	NS	NS	NS	NS	NS	**245**	NS	< 241 U
Fluorene	ug/kg	**5600**	56000	NE	1000000	NS	NS	< 419 U	NS	< 1000 U	NS	NS	NS	NS	NS	NS	< 183 U	NS	< 241 U
Indeno(1,2,3-cd)pyrene	ug/kg	*1000*	*1000*	NE	***1000***	NS	NS	< 419 U	NS	< 1000 U	NS	NS	NS	NS	NS	NS	< 183 U	NS	< 241 U
Naphthalene	ug/kg	**5600**	56000	NE	1000000	NS	NS	< 419 U	NS	< 1000 U	NS	NS	NS	NS	NS	NS	< 183 U	NS	< 241 U
Phenanthrene	ug/kg	**4000**	40000	NE	1000000	NS	NS	< 419 U	NS	< 1000 U	NS	NS	NS	NS	NS	NS	< 183 U	NS	< 241 U
Pyrene	ug/kg	**4000**	40000	NE	1000000	NS	NS	< 419 U	NS	< 1000 U	NS	NS	NS	NS	NS	NS	**329**	NS	< 241 U
SVOCs-SPLP																			
1-Methylnaphthalene	ug/l	NE	NE	*50*	NE	NS	NS	NS	NS	NS	NS	NS	NS	NS	NS	NS	NS	NS	NS
2-Methylnaphthalene	ug/l	NE	NE	*280*	NE	NS	NS	NS	NS	NS	NS	NS	NS	NS	NS	NS	NS	NS	NS
Acenaphthene	ug/l	NE	NE	*4200*	NE	NS	NS	NS	NS	NS	NS	NS	NS	NS	NS	NS	NS	NS	NS
Anthracene	ug/l	NE	NE	20000	NE	NS	NS	NS	NS	NS	NS	NS	NS	NS	NS	NS	NS	NS	NS
Benzo(a)anthracene	ug/l	NE	NE	0.6	NE	NS	NS	NS	NS	NS	NS	NS	NS	NS	NS	NS	NS	NS	NS
Fluoranthene	ug/l	NE	NE	2800	NE	NS	NS	NS	NS	NS	NS	NS	NS	NS	NS	NS	NS	NS	NS
Fluorene	ug/l	NE	NE	2800	NE	NS	NS	NS	NS	NS	NS	NS	NS	NS	NS	NS	NS	NS	NS
Naphthalene	ug/l	NE	NE	2800	NE	NS	NS	NS	NS	NS	NS	NS	NS	NS	NS	NS	NS	NS	NS
Phenanthrene	ug/l	NE	NE	2000	NE	NS	NS	NS	NS	NS	NS	NS	NS	NS	NS	NS	NS	NS	NS
Pyrene	ug/l	NE	NE	2000	NE	NS	NS	NS	NS	NS	NS	NS	NS	NS	NS	NS	NS	NS	NS

Table 2
AOC 1 Non-PCB Soil Analytical Data
EC Application

Location ID						AG17-SB255	AG17-SB255	AG17-SB255	AG18-SB302	AG18-SB302	AG18-SB302	AG18-SB302	AG22-SB213	AG22-SB213	AG22-SB213	AG22-SB213	AG22-SB213	AG22-SB213	AG22-SB213
Depth Interval						10 - 11 ft	4 - 5 ft	5 - 7 ft	1 - 2 ft	6 - 7 ft	8 - 10 ft	8 - 10 ft	0 - 0.5 ft	0 - 4 ft	0 - 4 ft	10 - 15 ft	2 - 2.5 ft	5 - 9 ft	6 - 7 ft
Sample ID	Unit	2013 GA PMC	2013 GB PMC	GWPC x 10	2013 RES DEC	-SB255 (10-11)-122	7-SB255 (4-5)-1227	7-SB255 (5-7)-1227	8-SB302(1-2)-0216	8-SB302(6-7)-0216	8-SB302(8-10)-0216	8-SB302(8-10)-0216	AG-22-SB213(0-0.5)	AG-22-SB213(0-4)	G-22-SB213(0-4) DL	AG-22-SB213(10-15	AG-22-SB213(2-2.5)	AG-22-SB213(5-9)	AG-22-SB213(6-7)
Sample Date						12/27/2011	12/27/2011	12/27/2011	2/16/2012	2/16/2012	2/16/2012	2/16/2012	10/9/2011	10/9/2011	10/9/2011	10/9/2011	10/9/2011	10/9/2011	10/9/2011
SDG						SB41712	SB41712	SB41712	SB44035	SB44035	SB44035	SB44035	SB37166	SB37166	SB37166	SB37166	SB37166	SB37166	SB37166
Metals																			
Antimony	mg/kg	NE	NE	NE	**27**	NS	< 5.28 UJ	< 5.67 UJ	NS	< 7.39 UJ	< 5.48 UJ	< 5.51 UJ	NS	< 5.46 U	< 5.24 U	NS	NS	< 5.84 U	NS
Arsenic	mg/kg	NE	NE	NE	**10**	NS	**2.33 J**	**3.05 J**	NS	**24.7**	**2.14**	**2.31**	NS	**4.87**	**4.71**	NS	NS	**2.94**	NS
Barium	mg/kg	NE	NE	NE	4700	NS	**130 J**	**81.4 J**	NS	**1310 J+**	**436 J+**	**712 J+**	NS	**88.1**	**91.5**	NS	NS	**121**	NS
Beryllium	mg/kg	NE	NE	NE	**2**	NS	**0.707**	< 0.567 U	NS	< 0.739 U	< 0.548 U	< 0.551 U	NS	< 0.546 U	**0.533**	NS	NS	**0.650**	NS
Cadmium	mg/kg	NE	NE	NE	**34**	NS	**1.24 J**	**0.828 J**	NS	**11.9**	< 0.548 U	< 0.551 U	NS	< 0.546 U	< 0.524 U	NS	NS	< 0.584 U	NS
Chromium	mg/kg	NE	NE	NE	NE	NS	**65.4 J**	**22.1 J**	NS	**143**	**14.3**	**14.5**	NS	**20.1**	**21.5**	NS	NS	**21.3**	NS
Copper	mg/kg	NE	NE	NE	**2500**	NS	**24.0 J**	**23.1 J**	NS	**531**	**20.6**	**23.7**	NS	**21.4**	**16.7**	NS	NS	**11.8**	NS
Lead	mg/kg	NE	NE	NE	**400**	NS	**9.86 J**	**24.9 J**	NS	**3180**	**21.6**	**28.9**	NS	**51.4**	**37.3**	NS	NS	**17.0**	NS
Mercury	mg/kg	NE	NE	NE	20	NS	< 0.0303 U	**0.0724 J+**	NS	**1.31**	< 0.0320 U	**0.0388**	NS	**0.0533**	**0.0419**	NS	NS	**0.0525**	NS
Nickel	mg/kg	NE	NE	NE	**1400**	NS	**41.8 J**	**17.6 J**	NS	**103**	**11.7**	**13.4**	NS	**13.8**	**20.2**	NS	NS	**14.2**	NS
Selenium	mg/kg	NE	NE	NE	340	NS	< 1.58 U	< 1.70 U	NS	< 2.22 U	< 1.64 U	< 1.65 U	NS	< 1.64 U	< 1.57 U	NS	NS	< 1.75 U	NS
Silver	mg/kg	NE	NE	NE	340	NS	< 1.58 UJ	< 1.70 UJ	NS	< 11.1 U	< 1.64 U	< 1.65 U	NS	< 1.64 U	< 1.57 U	NS	NS	< 1.75 U	NS
Thallium	mg/kg	NE	NE	NE	**5.4**	NS	< 3.17 U	< 3.40 U	NS	< 4.43 U	< 3.29 U	< 3.31 U	NS	< 3.27 U	< 3.14 U	NS	NS	< 3.50 U	NS
Vanadium	mg/kg	NE	NE	NE	**470**	NS	**36.0 J**	**22.7 J**	NS	**58.4**	**19.4**	**20.8**	NS	**21.9**	**20.7**	NS	NS	**25.1**	NS
Zinc	mg/kg	NE	NE	NE	**20000**	NS	**51.1 J**	**45.9 J**	NS	**2340**	**34.8**	**42.0**	NS	**63.6**	**55.3**	NS	NS	**32.4**	NS
Metals-SPLP																			
Antimony	ug/l	**6**	60	NE	NE	NS	NS	NS	NS	NS	NS	NS	NS	NS	NS	NS	NS	NS	NS
Arsenic	ug/l	50	500	NE	NE	NS	NS	NS	NS	NS	NS	NS	NS	NS	NS	NS	NS	NS	NS
Barium	ug/l	1000	10000	NE	NE	NS	NS	NS	NS	NS	NS	NS	NS	NS	NS	NS	NS	NS	NS
Cadmium	ug/l	**5**	**50**	NE	NE	NS	NS	NS	NS	NS	NS	NS	NS	NS	NS	NS	NS	NS	NS
Chromium	ug/l	50	500	NE	NE	NS	NS	NS	NS	NS	NS	NS	NS	NS	NS	NS	NS	NS	NS
Copper	ug/l	1300	13000	NE	NE	NS	NS	NS	NS	NS	NS	NS	NS	NS	NS	NS	NS	NS	NS
Lead	ug/l	**15**	**150**	NE	NE	NS	NS	NS	NS	NS	NS	NS	NS	NS	NS	NS	NS	NS	NS
Nickel	ug/l	100	1000	NE	NE	NS	NS	NS	NS	NS	NS	NS	NS	NS	NS	NS	NS	NS	NS
Vanadium	ug/l	50	500	NE	NE	NS	NS	NS	NS	NS	NS	NS	NS	NS	NS	NS	NS	NS	NS
Zinc	ug/l	5000	50000	NE	NE	NS	NS	NS	NS	NS	NS	NS	NS	NS	NS	NS	NS	NS	NS
Cyanide																			
Cyanide	mg/kg	NE	NE	NE	1400	NS	NS	NS	NS	NS	NS	NS	NS	NS	NS	NS	NS	NS	NS
PCBs																			
Aroclor 1242	ug/kg	NE	NE	NE	NE	< 22.6 U	< 22.4 U	< 24.7 U	NS	< 2820 U	< 20.6 U	< 20.7 U	< 20.4 U	NS	NS	< 27.0 U	< 21.2 U	NS	< 28.0 U
Aroclor 1248	ug/kg	NE	NE	NE	NE	**596**	**11000**	**929**	NS	**337000**	**140 J**	< 20.7 UJ	< 20.4 U	NS	NS	< 27.0 U	< 21.2 U	NS	< 28.0 U
Aroclor 1254	ug/kg	NE	NE	NE	NE	< 22.6 U	< 22.4 U	< 24.7 U	NS	< 2820 U	< 20.6 U	< 20.7 U	< 20.4 U	NS	NS	< 27.0 U	< 21.2 U	NS	< 28.0 U
Aroclor 1260	ug/kg	NE	NE	NE	NE	< 22.6 U	**189**	< 24.7 U	NS	< 2820 U	< 20.6 U	< 20.7 U	< 20.4 U	NS	NS	< 27.0 U	< 21.2 U	NS	< 28.0 U
Aroclor 1262	ug/kg	NE	NE	NE	NE	< 22.6 U	< 22.4 U	< 24.7 U	NS	< 2820 U	< 20.6 U	< 20.7 U	< 20.4 U	NS	NS	< 27.0 U	< 21.2 U	NS	< 28.0 U
Total PCB Aroclors	ug/kg	**NE**	NE	NE	**1000**	**596**	**11189**	**929**	NS	**337000**	**140**	< 20.7 U	< 20.4 U	NS	NS	< 27.0 U	< 21.2 U	NS	< 28.0 U
PCBs-SPLP																			
Aroclor 1242	ug/l	NE	NE	NE	NE	NS	NS	NS	NS	NS	NS	NS	NS	NS	NS	NS	NS	NS	NS
Aroclor 1248	ug/l	NE	NE	NE	NE	NS	NS	NS	NS	NS	NS	NS	NS	NS	NS	NS	NS	NS	NS
Aroclor 1260	ug/l	NE	NE	NE	NE	NS	NS	NS	NS	NS	NS	NS	NS	NS	NS	NS	NS	NS	NS
Total PCB Aroclors	ug/l	**0.5**	**5**	NE	NE	NS	NS	NS	NS	NS	NS	NS	NS	NS	NS	NS	NS	NS	NS
Pesticides																			
4,4-DDD (p,p)	ug/kg	NE	NE	NE	NE	NS	NS	NS	**12.8**	NS	NS	NS	NS	NS	NS	NS	NS	NS	NS
4,4-DDE (p,p)	ug/kg	NE	NE	NE	NE	NS	NS	NS	**11.9**	NS	NS	NS	NS	NS	NS	NS	NS	NS	NS
4,4-DDT (p,p)	ug/kg	NE	NE	NE	1800	NS	NS	NS	< 9.08 U	NS	NS	NS	NS	NS	NS	NS	NS	NS	NS
alpha-Chlordane	ug/kg	NE	NE	NE	NE	NS	NS	NS	**45.9 J**	NS	NS	NS	NS	NS	NS	NS	NS	NS	NS
Chlordane	ug/kg	NE	NE	NE	**490**	NS	NS	NS	**243**	NS	NS	NS	NS	NS	NS	NS	NS	NS	NS
Endrin	ug/kg	NE	NE	NE	20000	NS	NS	NS	< 9.08 U	NS	NS	NS	NS	NS	NS	NS	NS	NS	NS
gamma-Chlordane	ug/kg	NE	NE	NE	NE	NS	NS	NS	**47.1 J**	NS	NS	NS	NS	NS	NS	NS	NS	NS	NS
Methoxychlor	ug/kg	800	8000	NE	340000	NS	NS	NS	< 9.08 U	NS	NS	NS	NS	NS	NS	NS	NS	NS	NS
Total DDx	ug/kg	***3***	***20***	NE	1800	NS	NS	NS	**24.7**	NS	NS	NS	NS	NS	NS	NS	NS	NS	NS
Pesticides-SPLP																			
Chlordane	ug/l	NE	NE	**3**	NE	NS	NS	NS	NS	NS	NS	NS	NS	NS	NS	NS	NS	NS	NS
Herbicides																			
Total Herbicides	ug/kg	NE	NE	NE	NE	NS	NS	NS	NS	NS	NS	NS	NS	NS	NS	NS	NS	NS	NS

Notes:
This is a summary table. Only detected analytes are shown.
<0.010 = Not detected above the laboratory reporting limit
Bold = Detected above reporting limit
Yellow highlighted cells exceed the 2013 GA PMC
Green highlighted cells exceed the 2013 GB PMC
Blue highlighted cells exceed the 2013 RES DEC
RES DEC = Residential Direct Exposure Criteria
GA PMC = Pollutant Mobility Criteria for GA classified groundwater areas
GB PMC = Pollutant Mobility Criteria for GB classified groundwater areas
GWPC = Groundwater Protection Criteria
Italicized criteria indicate that criteria value is from CTDEEP Recommended Criteria Values for Common Additional Polluting Substances and Alternative Criteria Requests (September 2018)
NE = Criteria has not been established
NS = Not sampled for this constituent
ug/kg = micrograms per kilogram
ug/l = micrograms per liter
mg/kg = milligrams per kilogram
U = The analyte was not detected above the detection limit
J+ = Result may be biased high
J-= Result may be biased low
J = Result is considered estimated
UJ = The analyte was not detected at a level greater than or equal to the adjusted DL. However, the reported adjusted DL is approximate and may be inaccurate or imprecise.

Table 2
AOC 1 Non-PCB Soil Analytical Data
EC Application

Location ID						AG9-SS92	AG9-SS92	AH13-SB448	AH13-SB448	AH13-SB448	AH13-SB448	AH14-SB447	AH14-SB447	AH14-SB447	AH15-SB357	AH15-SB357	AH16-SB258	AH16-SB258	AH16-SB258
Depth Interval						0 - 0.5 ft	0 - 0.25 ft	1 - 2 ft	11.5 - 12 ft	3.5 - 5 ft	3.5 - 5 ft	1 - 2 ft	11.5 - 12 ft	4.5 - 5.5 ft	4.5 - 5 ft	5 - 7 ft	0 - 1 ft	12 - 13 ft	4.5 - 5 ft
Sample ID	Unit	2013 GA PMC	2013 GB PMC	GWPC x 10	2013 RES DEC	AG9-SS92-080411	AG9 SS92 0-3	3-SB448(1-2)-0710	SB448(11.5-12)-071	-SB448(3.5-5)-0710	-SB448(3.5-5)-0710	4-SB447(1-2)-0710	-SB447(11.5-12)-071	-SB447(4.5-5.5)-071	-SB357(4.5-5)-0410	5-SB357(5-7)-0410	6-SB258 (0-1)-1227	-SB258 (12-13)-1227	-SB258 (4.5-5)-1227
Sample Date						8/4/2011	8/11/2011	7/10/2012	7/10/2012	7/10/2012	7/10/2012	7/10/2012	7/10/2012	7/10/2012	4/10/2012	4/10/2012	12/27/2011	12/27/2011	12/27/2011
SDG						SB32875	SB33302	SB52560	SB52560	SB52560	SB52560	SB52560	SB52560	SB52560	SB46973	SB46973	SB41712	SB41712	SB41712
CTETPH																			
Aliphatic Hydrocarbons (ETPH) C9-C36	mg/kg	**500**	**2500**	NE	**500**	NS	NS	NS	NS	**2850 J**	**1210 J**	NS	NS	**1840**	NS	**2480**	NS	NS	NS
Total Petroleum Hydrocarbons	mg/kg	**500**	**2500**	NE	**500**	NS	NS	NS	NS	**2850 J**	**1210 J**	NS	NS	**1840**	NS	**2480**	NS	NS	NS
Unidentified	mg/kg	NE	NE	NE	NE	NS	NS	NS	NS	**2850 J**	**1210 J**	NS	NS	**1840**	NS	**2480**	NS	NS	NS
CTETPH-SPLP																			
Aliphatic Hydrocarbons (ETPH) C9-C36	mg/l	NE	NE	2.5	NE	NS	NS	NS	NS	NS	NS	NS	NS	NS	NS	NS	NS	NS	NS
Total Petroleum Hydrocarbons	mg/l	NE	NE	NE	NE	NS	NS	NS	NS	NS	NS	NS	NS	NS	NS	NS	NS	NS	NS
Unidentified	mg/l	NE	NE	NE	NE	NS	NS	NS	NS	NS	NS	NS	NS	NS	NS	NS	NS	NS	NS
VOCs																			
1,1,1-Trichloroethane	ug/kg	4000	40000	NE	500000	NS	NS	NS	NS	NS	NS	NS	NS	NS	NS	< 403 UJ	NS	NS	NS
1,1-Dichloroethane	ug/kg	**1400**	14000	NE	500000	NS	NS	NS	NS	NS	NS	NS	NS	NS	NS	< 403 U	NS	NS	NS
1,2,4-Trichlorobenzene	ug/kg	NE	NE	NE	21000	NS	NS	NS	NS	NS	NS	NS	NS	NS	NS	< 403 U	NS	NS	NS
1,2,4-Trimethylbenzene	ug/kg	NE	NE	NE	500000	NS	NS	NS	NS	NS	NS	NS	NS	NS	NS	**512**	NS	NS	NS
1,2-Dichlorobenzene	ug/kg	3100	3100	NE	500000	NS	NS	NS	NS	NS	NS	NS	NS	NS	NS	**790**	NS	NS	NS
1,2-Dichloroethane	ug/kg	**20**	200	NE	6700	NS	NS	NS	NS	NS	NS	NS	NS	NS	NS	< 403 U	NS	NS	NS
1,3,5-Trimethylbenzene	ug/kg	NE	NE	NE	500000	NS	NS	NS	NS	NS	NS	NS	NS	NS	NS	< 403 U	NS	NS	NS
1,3-Dichlorobenzene	ug/kg	12000	120000	NE	500000	NS	NS	NS	NS	NS	NS	NS	NS	NS	NS	< 403 U	NS	NS	NS
1,4-Dichlorobenzene	ug/kg	1500	15000	NE	26000	NS	NS	NS	NS	NS	NS	NS	NS	NS	NS	< 403 U	NS	NS	NS
2-Butanone (MEK)	ug/kg	8000	80000	NE	500000	NS	NS	NS	NS	NS	NS	NS	NS	NS	NS	< 4030 U	NS	NS	NS
Acetone	ug/kg	14000	140000	NE	500000	NS	NS	NS	NS	NS	NS	NS	NS	NS	NS	< 4030 UJ	NS	NS	NS
Benzene	ug/kg	**20**	**200**	NE	21000	NS	NS	NS	NS	NS	NS	NS	NS	NS	NS	< 403 U	NS	NS	NS
Chlorobenzene	ug/kg	2000	20000	NE	500000	NS	NS	NS	NS	NS	NS	NS	NS	NS	NS	< 403 U	NS	NS	NS
Chloroethane	ug/kg	NE	NE	NE	130000	NS	NS	NS	NS	NS	NS	NS	NS	NS	NS	< 806 U	NS	NS	NS
cis-1,2-Dichloroethylene	ug/kg	**1400**	**14000**	NE	500000	NS	NS	NS	NS	NS	NS	NS	NS	NS	NS	**1300**	NS	NS	NS
Ethyl ether	ug/kg	NE	NE	NE	NE	NS	NS	NS	NS	NS	NS	NS	NS	NS	NS	< 403 U	NS	NS	NS
Ethylbenzene	ug/kg	**10100**	**10100**	NE	500000	NS	NS	NS	NS	NS	NS	NS	NS	NS	NS	< 403 U	NS	NS	NS
Isopropylbenzene	ug/kg	NE	NE	NE	500000	NS	NS	NS	NS	NS	NS	NS	NS	NS	NS	< 403 U	NS	NS	NS
m,p-Xylenes	ug/kg	NE	**19500**	NE	NE	NS	NS	NS	NS	NS	NS	NS	NS	NS	NS	< 806 U	NS	NS	NS
Methyl Isobutyl Ketone	ug/kg	7000	14000	NE	500000	NS	NS	NS	NS	NS	NS	NS	NS	NS	NS	< 4030 UJ	NS	NS	NS
Naphthalene	ug/kg	**5600**	56000	NE	1000000	NS	NS	NS	NS	NS	NS	NS	NS	NS	NS	**842**	NS	NS	NS
n-Butylbenzene	ug/kg	NE	NE	NE	500000	NS	NS	NS	NS	NS	NS	NS	NS	NS	NS	< 403 U	NS	NS	NS
n-Propylbenzene	ug/kg	NE	NE	NE	500000	NS	NS	NS	NS	NS	NS	NS	NS	NS	NS	< 403 U	NS	NS	NS
o-Xylene	ug/kg	NE	**19500**	NE	NE	NS	NS	NS	NS	NS	NS	NS	NS	NS	NS	< 403 U	NS	NS	NS
p-Isopropyltoluene	ug/kg	NE	NE	NE	500000	NS	NS	NS	NS	NS	NS	NS	NS	NS	NS	< 403 U	NS	NS	NS
sec-Butylbenzene	ug/kg	NE	NE	NE	500000	NS	NS	NS	NS	NS	NS	NS	NS	NS	NS	< 403 U	NS	NS	NS
Styrene	ug/kg	2000	20000	NE	500000	NS	NS	NS	NS	NS	NS	NS	NS	NS	NS	< 403 U	NS	NS	NS
tert-butylbenzene	ug/kg	NE	NE	NE	500000	NS	NS	NS	NS	NS	NS	NS	NS	NS	NS	< 403 U	NS	NS	NS
Tetrachloroethylene	ug/kg	**100**	1000	NE	12000	NS	NS	NS	NS	NS	NS	NS	NS	NS	NS	< 403 U	NS	NS	NS
Toluene	ug/kg	20000	67000	NE	500000	NS	NS	NS	NS	NS	NS	NS	NS	NS	NS	< 403 U	NS	NS	NS
Total Xylenes	ug/kg	**19500**	**19500**	NE	NE	NS	NS	NS	NS	NS	NS	NS	NS	NS	NS	< 806 U	NS	NS	NS
trans-1,2-Dichloroethylene	ug/kg	**2000**	20000	NE	500000	NS	NS	NS	NS	NS	NS	NS	NS	NS	NS	**955**	NS	NS	NS
Trichloroethene	ug/kg	**100**	**1000**	NE	56000	NS	NS	NS	NS	NS	NS	NS	NS	NS	NS	**669**	NS	NS	NS
Vinyl chloride	ug/kg	**40**	**400**	NE	**320**	NS	NS	NS	NS	NS	NS	NS	NS	NS	NS	< 403 UJ	NS	NS	NS
VOCs-SPLP																			
Total VOC-SPLP	ug/l	NE	NE	NE	NE	NS	NS	NS	NS	NS	NS	NS	NS	NS	NS	NS	NS	NS	NS
SVOC-SIMs																			
Benzo(a)pyrene	ug/kg	1000	1000	NE	1000	NS	NS	NS	NS	NS	NS	NS	NS	NS	NS	NS	NS	NS	NS
Benzo(b)fluoranthene	ug/kg	1000	1000	NE	1000	NS	NS	NS	NS	NS	NS	NS	NS	NS	NS	NS	NS	NS	NS
Fluoranthene	ug/kg	5600	56000	NE	1000000	NS	NS	NS	NS	NS	NS	NS	NS	NS	NS	NS	NS	NS	NS
Pyrene	ug/kg	4000	40000	NE	1000000	NS	NS	NS	NS	NS	NS	NS	NS	NS	NS	NS	NS	NS	NS
SVOCs																			
1-Methylnaphthalene	ug/kg	*200*	*1000*	NE	*21000*	NS	< 954 U	NS	NS	< 2020 U	< 1060 U	NS	NS	< 1020 U	NS	< 2050 U	NS	NS	NS
2-Methylnaphthalene	ug/kg	*560*	*5600*	NE	*270000*	NS	< 954 U	NS	NS	< 2020 U	< 1060 U	NS	NS	< 1020 U	NS	< 2050 U	NS	NS	NS
Acenaphthene	ug/kg	*8400*	*84000*	NE	*1000000*	NS	< 954 U	NS	NS	**2740**	**1680**	NS	NS	< 1020 U	NS	< 2050 U	NS	NS	NS
Acenaphthylene	ug/kg	8400	84000	NE	1000000	NS	< 954 U	NS	NS	< 2020 U	< 1060 U	NS	NS	< 1020 U	NS	< 2050 U	NS	NS	NS
Anthracene	ug/kg	40000	400000	NE	1000000	NS	< 954 U	NS	NS	**5710 J**	**1800 J**	NS	NS	< 1020 U	NS	< 2050 U	NS	NS	NS
Benzo(a)anthracene	ug/kg	**1000**	**1000**	NE	**1000**	NS	< 954 U	NS	NS	**13700 J**	**4620 J**	NS	NS	**2060**	NS	< 2050 U	NS	NS	NS
Benzo(a)pyrene	ug/kg	**1000**	**1000**	NE	**1000**	NS	< 954 U	NS	NS	**12000 J**	**4320 J**	NS	NS	**1920**	NS	< 2050 U	NS	NS	NS
Benzo(b)fluoranthene	ug/kg	**1000**	**1000**	NE	**1000**	NS	< 954 U	NS	NS	**11700 J**	**4000 J**	NS	NS	**1490**	NS	< 2050 U	NS	NS	NS
Benzo(g,h,i)perylene	ug/kg	*1000*	*1000*	NE	*8400*	NS	< 954 U	NS	NS	**6940 J**	**2580 J**	NS	NS	**1210**	NS	< 2050 U	NS	NS	NS
Benzo(k)fluoranthene	ug/kg	**1000**	**1000**	NE	**8400**	NS	< 954 U	NS	NS	**9550 J**	**3560 J**	NS	NS	**1820**	NS	< 2050 U	NS	NS	NS
Bis(2-ethylhexyl)phthalate	ug/kg	**1000**	11000	NE	44000	NS	NS	NS	NS	NS	NS	NS	NS	NS	NS	NS	NS	NS	NS
Chrysene	ug/kg	*1000*	*1000*	NE	*84000*	NS	< 954 U	NS	NS	**12400 J**	**4270 J**	NS	NS	**1830**	NS	< 2050 U	NS	NS	NS
Dibenzo(a,h)anthracene	ug/kg	*1000*	*1000*	NE	***1000***	NS	< 954 U	NS	NS	< 2020 U	< 1060 U	NS	NS	< 1020 U	NS	< 2050 U	NS	NS	NS
Fluoranthene	ug/kg	**5600**	56000	NE	1000000	NS	< 954 U	NS	NS	**25400 J**	**7610 J**	NS	NS	**2680**	NS	< 2050 U	NS	NS	NS
Fluorene	ug/kg	**5600**	56000	NE	1000000	NS	< 954 U	NS	NS	**3840 J**	**1720 J**	NS	NS	< 1020 U	NS	< 2050 U	NS	NS	NS
Indeno(1,2,3-cd)pyrene	ug/kg	*1000*	*1000*	NE	***1000***	NS	< 954 U	NS	NS	**7730 J**	**2700 J**	NS	NS	**1260**	NS	< 2050 U	NS	NS	NS
Naphthalene	ug/kg	**5600**	56000	NE	1000000	NS	< 954 U	NS	NS	**2610**	**2510**	NS	NS	**2390**	NS	< 2050 U	NS	NS	NS
Phenanthrene	ug/kg	**4000**	40000	NE	1000000	NS	< 954 U	NS	NS	**22600 J**	**6740 J**	NS	NS	**2530**	NS	< 2050 U	NS	NS	NS
Pyrene	ug/kg	**4000**	40000	NE	1000000	NS	< 954 U	NS	NS	**22000 J**	**7360 J**	NS	NS	**3510**	NS	< 2050 U	NS	NS	NS
SVOCs-SPLP																			
1-Methylnaphthalene	ug/l	NE	NE	*50*	NE	NS	NS	NS	NS	NS	NS	NS	NS	NS	NS	NS	NS	NS	NS
2-Methylnaphthalene	ug/l	NE	NE	*280*	NE	NS	NS	NS	NS	NS	NS	NS	NS	NS	NS	NS	NS	NS	NS
Acenaphthene	ug/l	NE	NE	*4200*	NE	NS	NS	NS	NS	NS	NS	NS	NS	NS	NS	NS	NS	NS	NS
Anthracene	ug/l	NE	NE	20000	NE	NS	NS	NS	NS	NS	NS	NS	NS	NS	NS	NS	NS	NS	NS
Benzo(a)anthracene	ug/l	NE	NE	0.6	NE	NS	NS	NS	NS	NS	NS	NS	NS	NS	NS	NS	NS	NS	NS
Fluoranthene	ug/l	NE	NE	2800	NE	NS	NS	NS	NS	NS	NS	NS	NS	NS	NS	NS	NS	NS	NS
Fluorene	ug/l	NE	NE	2800	NE	NS	NS	NS	NS	NS	NS	NS	NS	NS	NS	NS	NS	NS	NS
Naphthalene	ug/l	NE	NE	2800	NE	NS	NS	NS	NS	NS	NS	NS	NS	NS	NS	NS	NS	NS	NS
Phenanthrene	ug/l	NE	NE	2000	NE	NS	NS	NS	NS	NS	NS	NS	NS	NS	NS	NS	NS	NS	NS
Pyrene	ug/l	NE	NE	2000	NE	NS	NS	NS	NS	NS	NS	NS	NS	NS	NS	NS	NS	NS	NS

Table 2
AOC 1 Non-PCB Soil Analytical Data
EC Application

Location ID						AG9-SS92	AG9-SS92	AH13-SB448	AH13-SB448	AH13-SB448	AH13-SB448	AH14-SB447	AH14-SB447	AH14-SB447	AH15-SB357	AH15-SB357	AH16-SB258	AH16-SB258	AH16-SB258
Depth Interval						0 - 0.5 ft	0 - 0.25 ft	1 - 2 ft	11.5 - 12 ft	3.5 - 5 ft	3.5 - 5 ft	1 - 2 ft	11.5 - 12 ft	4.5 - 5.5 ft	4.5 - 5 ft	5 - 7 ft	0 - 1 ft	12 - 13 ft	4.5 - 5 ft
Sample ID	Unit	2013 GA PMC	2013 GB PMC	GWPC x 10	2013 RES DEC	AG9-SS92-080411	AG9 SS92 0-3	3-SB448(1-2)-0710	SB448(11.5-12)-071	-SB448(3.5-5)-0710	3-SB448(3.5-5)-0710	4-SB447(1-2)-0710	-SB447(11.5-12)-071	-SB447(4.5-5.5)-071	5-SB357(4.5-5)-0410	5-SB357(5-7)-0410	6-SB258 (0-1)-1227	-SB258 (12-13)-1227	-SB258 (4.5-5)-1227
Sample Date						8/4/2011	8/11/2011	7/10/2012	7/10/2012	7/10/2012	7/10/2012	7/10/2012	7/10/2012	7/10/2012	4/10/2012	4/10/2012	12/27/2011	12/27/2011	12/27/2011
SDG						SB32875	SB33302	SB52560	SB52560	SB52560	SB52560	SB52560	SB52560	SB52560	SB46973	SB46973	SB41712	SB41712	SB41712
Metals																			
Antimony	mg/kg	NE	NE	NE	**27**	NS	NS	< 4.93 UJ	< 10.7 UJ	< 5.18 UJ	< 6.38 UJ	< 5.42 UJ	< 9.08 UJ	< 5.35 UJ	< 5.34 UJ	**33.3 J-**	NS	< 6.91 UJ	NS
Arsenic	mg/kg	NE	NE	NE	**10**	NS	NS	< 7.40 U	**4.42**	**15.8**	< 12.8 U	< 8.13 U	**3.80**	< 16.6 U	< 1.60 U	**5.17**	NS	**4.59 J**	NS
Barium	mg/kg	NE	NE	NE	4700	NS	NS	**284**	**326**	**387**	**445**	**133**	**270**	**435**	**81.2 J+**	**705 J+**	NS	**192 J**	NS
Beryllium	mg/kg	NE	NE	NE	**2**	NS	NS	**0.547**	< 1.07 U	< 0.518 U	< 0.638 U	**0.553**	**1.02**	< 0.535 U	< 0.534 U	< 0.576 U	NS	**0.739**	NS
Cadmium	mg/kg	NE	NE	NE	**34**	NS	NS	**0.526 J**	< 1.07 UJ	**4.08 J**	**4.80 J**	< 0.542 UJ	< 0.908 UJ	**5.36 J**	< 0.534 U	**13.8**	NS	**1.71 J**	NS
Chromium	mg/kg	NE	NE	NE	NE	NS	NS	**86.3 J**	**24.4 J**	**84.9 J**	**88.5 J**	**29.1 J**	**36.7 J**	**123 J**	**17.5**	**153**	NS	**41.7 J**	NS
Copper	mg/kg	NE	NE	NE	**2500**	NS	NS	**29.0**	**28.2**	**425**	**500**	**27.7**	**19.4**	**456**	**15.0**	**1910**	NS	**37.5 J**	NS
Lead	mg/kg	NE	NE	NE	**400**	NS	NS	**16.3 J**	**5.07 J**	**665 J**	**1240 J**	**51.8 J**	**6.51 J**	**1210 J**	**26.9**	**2850**	NS	**247 J**	NS
Mercury	mg/kg	NE	NE	NE	20	NS	NS	**0.0301 J**	**0.152 J**	**0.943 J**	**1.05 J**	**0.0760 J**	**0.113 J**	**0.606 J**	**0.0470 J+**	**0.390 J+**	NS	**0.172 J+**	NS
Nickel	mg/kg	NE	NE	NE	**1400**	NS	NS	**36.3 J**	**17.3 J**	**68.9 J**	**65.4 J**	**15.7 J**	**22.6 J**	**213 J**	**9.38**	**144**	NS	**33.8 J**	NS
Selenium	mg/kg	NE	NE	NE	340	NS	NS	< 1.48 U	< 3.21 U	< 1.55 U	< 1.91 U	< 1.63 U	< 2.72 U	< 1.60 U	< 1.60 U	< 1.73 U	NS	< 2.07 U	NS
Silver	mg/kg	NE	NE	NE	340	NS	NS	< 1.48 U	< 3.21 U	< 1.55 U	< 1.91 U	< 1.63 U	< 2.72 U	< 1.60 U	< 1.60 U	< 1.73 U	NS	< 2.07 UJ	NS
Thallium	mg/kg	NE	NE	NE	**5.4**	NS	NS	< 2.96 U	< 6.43 U	< 3.11 U	< 3.83 U	< 3.25 U	< 5.45 U	< 3.21 U	< 3.21 U	< 6.91 U	NS	< 4.15 U	NS
Vanadium	mg/kg	NE	NE	NE	**470**	NS	NS	**59.1 J**	**24.6 J**	**98.5 J**	**63.5 J**	**33.5 J**	**27.0 J**	**162 J**	**20.5**	**257**	NS	**42.0 J**	NS
Zinc	mg/kg	NE	NE	NE	**20000**	NS	NS	**53.4 J**	**19.8 J**	**813 J**	**856 J**	**72.0 J**	**40.8 J**	**2140 J**	**50.5**	**1640**	NS	**149 J**	NS
Metals-SPLP																			
Antimony	ug/l	**6**	60	NE	NE	NS	NS	NS	NS	NS	NS	NS	NS	NS	NS	NS	NS	NS	NS
Arsenic	ug/l	50	500	NE	NE	NS	NS	NS	NS	NS	NS	NS	NS	NS	NS	NS	NS	NS	NS
Barium	ug/l	1000	10000	NE	NE	NS	NS	NS	NS	NS	NS	NS	NS	NS	NS	NS	NS	NS	NS
Cadmium	ug/l	**5**	**50**	NE	NE	NS	NS	NS	NS	NS	NS	NS	NS	NS	NS	NS	NS	NS	NS
Chromium	ug/l	50	500	NE	NE	NS	NS	NS	NS	NS	NS	NS	NS	NS	NS	NS	NS	NS	NS
Copper	ug/l	1300	13000	NE	NE	NS	NS	NS	NS	NS	NS	NS	NS	NS	NS	NS	NS	NS	NS
Lead	ug/l	**15**	**150**	NE	NE	NS	NS	NS	NS	NS	NS	NS	NS	NS	NS	NS	NS	NS	NS
Nickel	ug/l	100	1000	NE	NE	NS	NS	NS	NS	NS	NS	NS	NS	NS	NS	NS	NS	NS	NS
Vanadium	ug/l	50	500	NE	NE	NS	NS	NS	NS	NS	NS	NS	NS	NS	NS	NS	NS	NS	NS
Zinc	ug/l	5000	50000	NE	NE	NS	NS	NS	NS	NS	NS	NS	NS	NS	NS	NS	NS	NS	NS
Cyanide																			
Cyanide	mg/kg	NE	NE	NE	1400	NS	NS	NS	NS	NS	NS	NS	NS	NS	NS	NS	NS	NS	NS
PCBs																			
Aroclor 1242	ug/kg	NE	NE	NE	NE	< 23.2 U	< 23.3 U	**29000**	< 44700 U	**464 J**	**179 J**	**260**	**1200000**	< 24.1 U	< 2160 U	< 24800 U	NS	**46900**	**31800**
Aroclor 1248	ug/kg	NE	NE	NE	NE	**979**	**218**	< 196 U	**2590000**	< 24.1 U	< 23.7 U	< 21.6 U	< 39900 U	**279**	**131000**	**1710000**	NS	< 27.3 U	< 23.6 U
Aroclor 1254	ug/kg	NE	NE	NE	NE	< 23.2 U	< 23.3 U	< 196 U	< 44700 U	< 24.1 U	< 23.7 U	< 21.6 U	< 39900 U	**161**	< 2160 U	< 24800 U	NS	< 27.3 U	< 23.6 U
Aroclor 1260	ug/kg	NE	NE	NE	NE	**39.5**	< 23.3 U	**1080**	< 44700 U	< 24.1 U	< 23.7 U	< 21.6 U	< 39900 U	< 24.1 U	< 2160 U	< 24800 U	NS	**295**	**333**
Aroclor 1262	ug/kg	NE	NE	NE	NE	< 23.2 U	< 23.3 U	< 196 U	< 44700 U	< 24.1 U	< 23.7 U	< 21.6 U	< 39900 U	< 24.1 U	< 2160 U	< 24800 U	NS	< 27.3 U	< 23.6 U
Total PCB Aroclors	ug/kg	**NE**	NE	NE	**1000**	**1020**	**218**	**30100**	**2590000**	**464**	**179**	**260**	**1200000**	**440**	**131000**	**1710000**	NS	**47195**	**32133**
PCBs-SPLP																			
Aroclor 1242	ug/l	NE	NE	NE	NE	NS	NS	NS	NS	NS	NS	NS	NS	NS	NS	NS	NS	NS	NS
Aroclor 1248	ug/l	NE	NE	NE	NE	NS	NS	NS	NS	NS	NS	NS	NS	NS	NS	NS	NS	NS	NS
Aroclor 1260	ug/l	NE	NE	NE	NE	NS	NS	NS	NS	NS	NS	NS	NS	NS	NS	NS	NS	NS	NS
Total PCB Aroclors	ug/l	**0.5**	**5**	NE	NE	NS	NS	NS	NS	NS	NS	NS	NS	NS	NS	NS	NS	NS	NS
Pesticides																			
4,4-DDD (p,p)	ug/kg	NE	NE	NE	NE	NS	NS	NS	NS	NS	NS	NS	NS	NS	NS	NS	< 10.3 U	NS	NS
4,4-DDE (p,p)	ug/kg	NE	NE	NE	NE	NS	NS	NS	NS	NS	NS	NS	NS	NS	NS	NS	< 6.43 U	NS	NS
4,4-DDT (p,p)	ug/kg	NE	NE	NE	1800	NS	NS	NS	NS	NS	NS	NS	NS	NS	NS	NS	< 10.3 U	NS	NS
alpha-Chlordane	ug/kg	NE	NE	NE	NE	NS	NS	NS	NS	NS	NS	NS	NS	NS	NS	NS	< 6.43 U	NS	NS
Chlordane	ug/kg	NE	NE	NE	**490**	NS	NS	NS	NS	NS	NS	NS	NS	NS	NS	NS	< 25.7 U	NS	NS
Endrin	ug/kg	NE	NE	NE	20000	NS	NS	NS	NS	NS	NS	NS	NS	NS	NS	NS	< 10.3 UJ	NS	NS
gamma-Chlordane	ug/kg	NE	NE	NE	NE	NS	NS	NS	NS	NS	NS	NS	NS	NS	NS	NS	< 6.43 U	NS	NS
Methoxychlor	ug/kg	800	8000	NE	340000	NS	NS	NS	NS	NS	NS	NS	NS	NS	NS	NS	< 10.3 U	NS	NS
Total DDx	ug/kg	***3***	***20***	NE	1800	NS	NS	NS	NS	NS	NS	NS	NS	NS	NS	NS	< 6.43	NS	NS
Pesticides-SPLP																			
Chlordane	ug/l	NE	NE	**3**	NE	NS	NS	NS	NS	NS	NS	NS	NS	NS	NS	NS	NS	NS	NS
Herbicides																			
Total Herbicides	ug/kg	NE	NE	NE	NE	NS	NS	NS	NS	NS	NS	NS	NS	NS	NS	NS	NS	NS	NS

Notes:
This is a summary table. Only detected analytes are shown.
<0.010 = Not detected above the laboratory reporting limit
Bold = Detected above reporting limit
Yellow highlighted cells exceed the 2013 GA PMC
Green highlighted cells exceed the 2013 GB PMC
Blue highlighted cells exceed the 2013 RES DEC
RES DEC = Residential Direct Exposure Criteria
GA PMC = Pollutant Mobility Criteria for GA classified groundwater areas
GB PMC = Pollutant Mobility Criteria for GB classified groundwater areas
GWPC = Groundwater Protection Criteria
Italicized criteria indicate that criteria value is from CTDEEP Recommended Criteria Values for Common Additional Polluting Substances and Alternative Criteria Requests (September 2018)
NE = Criteria has not been established
NS = Not sampled for this constituent
ug/kg = micrograms per kilogram
ug/l = micrograms per liter
mg/kg = milligrams per kilogram
U = The analyte was not detected above the detection limit
J+ = Result may be biased high
J-= Result may be biased low
J = Result is considered estimated
UJ = The analyte was not detected at a level greater than or equal to the adjusted DL. However, the reported adjusted DL is approximate and may be inaccurate or imprecise.

Table 2
AOC 1 Non-PCB Soil Analytical Data
EC Application

Greenwich High School
10 Hillside Road
Greenwich, CT

Location ID						AH16-SB258	AH17-SB352	AH17-SB352	AH17-SB352	AH18-SB301	AH18-SB301	AH19-SB201	AH19-SB201	AH19-SB201	AH19-SB201	AH19-SB201	AH19-SB201	AH20-SB300	AH20-SB300
Depth Interval						6 - 7.5 ft	1.5 - 2 ft	12 - 13 ft	7 - 8 ft	4 - 5 ft	8 - 10 ft	0 - 0.5 ft	0 - 0.5 ft	11 - 11.5 ft	14.5 - 15 ft	3 - 3.5 ft	6 - 6.5 ft	1.5 - 2 ft	4 - 5 ft
Sample ID	Unit	2013 GA PMC	2013 GB PMC	GWPC x 10	2013 RES DEC	-SB258 (6-7.5)-1227	-SB352(1.5-2)-0409	-SB352(12-13)-0409	7-SB352(7-8)-0409	18-SB301(4-5)-0216	8-SB301(8-10)-0216	AH19-SB201(0-0.5)-	H19-SB201(0-0.5)-2	H19-SB201(11-11.5)	H19-SB201(14.5-15)	AH19-SB201(3-3.5)-	AH19-SB201(6-6.5)-	0-SB300(1.5-2)-0216	20-SB300(4-5)-0216
Sample Date						12/27/2011	4/9/2012	4/9/2012	4/9/2012	2/16/2012	2/16/2012	10/2/2011	10/2/2011	10/2/2011	10/2/2011	10/2/2011	10/2/2011	2/16/2012	2/16/2012
SDG						SB41712	SB46973	SB46973	SB46973	SB44035	SB44035	SB36674	SB36674	SB36674	SB36674	SB36674	SB36674	SB44035	SB44035
CTETPH																			
Aliphatic Hydrocarbons (ETPH) C9-C36	mg/kg	**500**	**2500**	NE	**500**	**3160**	NS	NS	**56.8**	NS	**98.5**	NS	NS	NS	NS	NS	NS	NS	NS
Total Petroleum Hydrocarbons	mg/kg	**500**	**2500**	NE	**500**	**3160**	NS	NS	**56.8**	NS	**98.5**	NS	NS	NS	NS	NS	NS	NS	NS
Unidentified	mg/kg	NE	NE	NE	NE	**3160**	NS	NS	**56.8**	NS	**98.5**	NS	NS	NS	NS	NS	NS	NS	NS
CTETPH-SPLP																			
Aliphatic Hydrocarbons (ETPH) C9-C36	mg/l	NE	NE	2.5	NE	NS	NS	NS	NS	NS	NS	NS	NS	NS	NS	NS	NS	NS	NS
Total Petroleum Hydrocarbons	mg/l	NE	NE	NE	NE	NS	NS	NS	NS	NS	NS	NS	NS	NS	NS	NS	NS	NS	NS
Unidentified	mg/l	NE	NE	NE	NE	NS	NS	NS	NS	NS	NS	NS	NS	NS	NS	NS	NS	NS	NS
VOCs																			
1,1,1-Trichloroethane	ug/kg	4000	40000	NE	500000	NS	NS	NS	< 9.4 U	NS	< 9.7 U	NS	NS	NS	NS	NS	NS	NS	NS
1,1-Dichloroethane	ug/kg	**1400**	14000	NE	500000	NS	NS	NS	< 9.4 U	NS	< 9.7 U	NS	NS	NS	NS	NS	NS	NS	NS
1,2,4-Trichlorobenzene	ug/kg	NE	NE	NE	21000	NS	NS	NS	< 9.4 U	NS	< 9.7 U	NS	NS	NS	NS	NS	NS	NS	NS
1,2,4-Trimethylbenzene	ug/kg	NE	NE	NE	500000	NS	NS	NS	< 9.4 U	NS	< 9.7 U	NS	NS	NS	NS	NS	NS	NS	NS
1,2-Dichlorobenzene	ug/kg	3100	3100	NE	500000	NS	NS	NS	< 9.4 U	NS	< 9.7 U	NS	NS	NS	NS	NS	NS	NS	NS
1,2-Dichloroethane	ug/kg	**20**	200	NE	6700	NS	NS	NS	< 9.4 U	NS	< 9.7 U	NS	NS	NS	NS	NS	NS	NS	NS
1,3,5-Trimethylbenzene	ug/kg	NE	NE	NE	500000	NS	NS	NS	< 9.4 U	NS	< 9.7 U	NS	NS	NS	NS	NS	NS	NS	NS
1,3-Dichlorobenzene	ug/kg	12000	120000	NE	500000	NS	NS	NS	< 9.4 U	NS	< 9.7 U	NS	NS	NS	NS	NS	NS	NS	NS
1,4-Dichlorobenzene	ug/kg	1500	15000	NE	26000	NS	NS	NS	< 9.4 U	NS	< 9.7 U	NS	NS	NS	NS	NS	NS	NS	NS
2-Butanone (MEK)	ug/kg	8000	80000	NE	500000	NS	NS	NS	< 94.4 U	NS	< 96.6 U	NS	NS	NS	NS	NS	NS	NS	NS
Acetone	ug/kg	14000	140000	NE	500000	NS	NS	NS	**104**	NS	**109 J+**	NS	NS	NS	NS	NS	NS	NS	NS
Benzene	ug/kg	**20**	**200**	NE	21000	NS	NS	NS	< 9.4 U	NS	< 9.7 U	NS	NS	NS	NS	NS	NS	NS	NS
Chlorobenzene	ug/kg	2000	20000	NE	500000	NS	NS	NS	< 9.4 U	NS	< 9.7 U	NS	NS	NS	NS	NS	NS	NS	NS
Chloroethane	ug/kg	NE	NE	NE	130000	NS	NS	NS	< 18.9 U	NS	< 19.3 U	NS	NS	NS	NS	NS	NS	NS	NS
cis-1,2-Dichloroethylene	ug/kg	**1400**	**14000**	NE	500000	NS	NS	NS	< 9.4 U	NS	< 9.7 U	NS	NS	NS	NS	NS	NS	NS	NS
Ethyl ether	ug/kg	NE	NE	NE	NE	NS	NS	NS	< 9.4 U	NS	< 9.7 U	NS	NS	NS	NS	NS	NS	NS	NS
Ethylbenzene	ug/kg	**10100**	**10100**	NE	500000	NS	NS	NS	< 9.4 U	NS	< 9.7 U	NS	NS	NS	NS	NS	NS	NS	NS
Isopropylbenzene	ug/kg	NE	NE	NE	500000	NS	NS	NS	< 9.4 U	NS	< 9.7 U	NS	NS	NS	NS	NS	NS	NS	NS
m,p-Xylenes	ug/kg	NE	**19500**	NE	NE	NS	NS	NS	< 18.9 U	NS	< 19.3 U	NS	NS	NS	NS	NS	NS	NS	NS
Methyl Isobutyl Ketone	ug/kg	7000	14000	NE	500000	NS	NS	NS	< 94.4 U	NS	< 96.6 U	NS	NS	NS	NS	NS	NS	NS	NS
Naphthalene	ug/kg	**5600**	56000	NE	1000000	NS	NS	NS	< 9.4 U	NS	< 9.7 U	NS	NS	NS	NS	NS	NS	NS	NS
n-Butylbenzene	ug/kg	NE	NE	NE	500000	NS	NS	NS	< 9.4 U	NS	< 9.7 U	NS	NS	NS	NS	NS	NS	NS	NS
n-Propylbenzene	ug/kg	NE	NE	NE	500000	NS	NS	NS	< 9.4 U	NS	< 9.7 U	NS	NS	NS	NS	NS	NS	NS	NS
o-Xylene	ug/kg	NE	**19500**	NE	NE	NS	NS	NS	< 9.4 U	NS	< 9.7 U	NS	NS	NS	NS	NS	NS	NS	NS
p-Isopropyltoluene	ug/kg	NE	NE	NE	500000	NS	NS	NS	< 9.4 U	NS	< 9.7 U	NS	NS	NS	NS	NS	NS	NS	NS
sec-Butylbenzene	ug/kg	NE	NE	NE	500000	NS	NS	NS	< 9.4 U	NS	< 9.7 U	NS	NS	NS	NS	NS	NS	NS	NS
Styrene	ug/kg	2000	20000	NE	500000	NS	NS	NS	< 9.4 U	NS	< 9.7 U	NS	NS	NS	NS	NS	NS	NS	NS
tert-butylbenzene	ug/kg	NE	NE	NE	500000	NS	NS	NS	< 9.4 U	NS	< 9.7 U	NS	NS	NS	NS	NS	NS	NS	NS
Tetrachloroethylene	ug/kg	**100**	1000	NE	12000	NS	NS	NS	< 9.4 U	NS	< 9.7 U	NS	NS	NS	NS	NS	NS	NS	NS
Toluene	ug/kg	20000	67000	NE	500000	NS	NS	NS	< 9.4 U	NS	< 9.7 U	NS	NS	NS	NS	NS	NS	NS	NS
Total Xylenes	ug/kg	**19500**	**19500**	NE	NE	NS	NS	NS	< 18.9 U	NS	< 19.3 U	NS	NS	NS	NS	NS	NS	NS	NS
trans-1,2-Dichloroethylene	ug/kg	**2000**	20000	NE	500000	NS	NS	NS	< 9.4 U	NS	< 9.7 U	NS	NS	NS	NS	NS	NS	NS	NS
Trichloroethene	ug/kg	**100**	**1000**	NE	56000	NS	NS	NS	< 9.4 U	NS	< 9.7 U	NS	NS	NS	NS	NS	NS	NS	NS
Vinyl chloride	ug/kg	**40**	**400**	NE	**320**	NS	NS	NS	< 9.4 U	NS	< 9.7 U	NS	NS	NS	NS	NS	NS	NS	NS
VOCs-SPLP																			
Total VOC-SPLP	ug/l	NE	NE	NE	NE	NS	NS	NS	NS	NS	NS	NS	NS	NS	NS	NS	NS	NS	NS
SVOC-SIMs																			
Benzo(a)pyrene	ug/kg	1000	1000	NE	1000	NS	NS	NS	NS	NS	NS	NS	NS	NS	NS	NS	NS	NS	NS
Benzo(b)fluoranthene	ug/kg	1000	1000	NE	1000	NS	NS	NS	NS	NS	NS	NS	NS	NS	NS	NS	NS	NS	NS
Fluoranthene	ug/kg	5600	56000	NE	1000000	NS	NS	NS	NS	NS	NS	NS	NS	NS	NS	NS	NS	NS	NS
Pyrene	ug/kg	4000	40000	NE	1000000	NS	NS	NS	NS	NS	NS	NS	NS	NS	NS	NS	NS	NS	NS
SVOCs																			
1-Methylnaphthalene	ug/kg	*200*	*1000*	NE	*21000*	< 2220 U	NS	NS	< 364 U	NS	< 428 U	NS	NS	NS	NS	NS	NS	NS	NS
2-Methylnaphthalene	ug/kg	*560*	*5600*	NE	*270000*	< 2220 U	NS	NS	< 364 U	NS	< 428 U	NS	NS	NS	NS	NS	NS	NS	NS
Acenaphthene	ug/kg	*8400*	*84000*	NE	*1000000*	< 2220 U	NS	NS	< 364 U	NS	< 428 U	NS	NS	NS	NS	NS	NS	NS	NS
Acenaphthylene	ug/kg	8400	84000	NE	1000000	< 2220 UJ	NS	NS	< 364 U	NS	< 428 U	NS	NS	NS	NS	NS	NS	NS	NS
Anthracene	ug/kg	40000	400000	NE	1000000	< 2220 U	NS	NS	< 364 U	NS	< 428 UJ	NS	NS	NS	NS	NS	NS	NS	NS
Benzo(a)anthracene	ug/kg	**1000**	**1000**	NE	**1000**	**3290**	NS	NS	< 364 U	NS	< 428 U	NS	NS	NS	NS	NS	NS	NS	NS
Benzo(a)pyrene	ug/kg	**1000**	**1000**	NE	**1000**	**3200**	NS	NS	< 364 U	NS	< 428 U	NS	NS	NS	NS	NS	NS	NS	NS
Benzo(b)fluoranthene	ug/kg	**1000**	**1000**	NE	**1000**	**3230**	NS	NS	< 364 U	NS	< 428 U	NS	NS	NS	NS	NS	NS	NS	NS
Benzo(g,h,i)perylene	ug/kg	*1000*	*1000*	NE	*8400*	< 2220 U	NS	NS	< 364 U	NS	< 428 U	NS	NS	NS	NS	NS	NS	NS	NS
Benzo(k)fluoranthene	ug/kg	**1000**	**1000**	NE	**8400**	**2640 J**	NS	NS	< 364 U	NS	< 428 U	NS	NS	NS	NS	NS	NS	NS	NS
Bis(2-ethylhexyl)phthalate	ug/kg	**1000**	11000	NE	44000	NS	NS	NS	NS	NS	NS	NS	NS	NS	NS	NS	NS	NS	NS
Chrysene	ug/kg	*1000*	*1000*	NE	*84000*	**3110**	NS	NS	< 364 U	NS	< 428 U	NS	NS	NS	NS	NS	NS	NS	NS
Dibenzo(a,h)anthracene	ug/kg	*1000*	*1000*	NE	***1000***	< 2220 U	NS	NS	< 364 U	NS	< 428 U	NS	NS	NS	NS	NS	NS	NS	NS
Fluoranthene	ug/kg	**5600**	56000	NE	1000000	**6970**	NS	NS	< 364 U	NS	< 428 U	NS	NS	NS	NS	NS	NS	NS	NS
Fluorene	ug/kg	**5600**	56000	NE	1000000	< 2220 UJ	NS	NS	< 364 U	NS	< 428 U	NS	NS	NS	NS	NS	NS	NS	NS
Indeno(1,2,3-cd)pyrene	ug/kg	*1000*	*1000*	NE	***1000***	< 2220 U	NS	NS	< 364 U	NS	< 428 U	NS	NS	NS	NS	NS	NS	NS	NS
Naphthalene	ug/kg	**5600**	56000	NE	1000000	< 2220 U	NS	NS	< 364 U	NS	< 428 U	NS	NS	NS	NS	NS	NS	NS	NS
Phenanthrene	ug/kg	**4000**	40000	NE	1000000	**6560**	NS	NS	< 364 U	NS	< 428 U	NS	NS	NS	NS	NS	NS	NS	NS
Pyrene	ug/kg	**4000**	40000	NE	1000000	**6700**	NS	NS	< 364 U	NS	< 428 U	NS	NS	NS	NS	NS	NS	NS	NS
SVOCs-SPLP																			
1-Methylnaphthalene	ug/l	NE	NE	*50*	NE	NS	NS	NS	NS	NS	NS	NS	NS	NS	NS	NS	NS	NS	NS
2-Methylnaphthalene	ug/l	NE	NE	*280*	NE	NS	NS	NS	NS	NS	NS	NS	NS	NS	NS	NS	NS	NS	NS
Acenaphthene	ug/l	NE	NE	*4200*	NE	NS	NS	NS	NS	NS	NS	NS	NS	NS	NS	NS	NS	NS	NS
Anthracene	ug/l	NE	NE	20000	NE	NS	NS	NS	NS	NS	NS	NS	NS	NS	NS	NS	NS	NS	NS
Benzo(a)anthracene	ug/l	NE	NE	0.6	NE	NS	NS	NS	NS	NS	NS	NS	NS	NS	NS	NS	NS	NS	NS
Fluoranthene	ug/l	NE	NE	2800	NE	NS	NS	NS	NS	NS	NS	NS	NS	NS	NS	NS	NS	NS	NS
Fluorene	ug/l	NE	NE	2800	NE	NS	NS	NS	NS	NS	NS	NS	NS	NS	NS	NS	NS	NS	NS
Naphthalene	ug/l	NE	NE	2800	NE	NS	NS	NS	NS	NS	NS	NS	NS	NS	NS	NS	NS	NS	NS
Phenanthrene	ug/l	NE	NE	2000	NE	NS	NS	NS	NS	NS	NS	NS	NS	NS	NS	NS	NS	NS	NS
Pyrene	ug/l	NE	NE	2000	NE	NS	NS	NS	NS	NS	NS	NS	NS	NS	NS	NS	NS	NS	NS

Table 2
AOC 1 Non-PCB Soil Analytical Data
EC Application

Greenwich High School
10 Hillside Road
Greenwich, CT

Location ID						AH16-SB258	AH17-SB352	AH17-SB352	AH17-SB352	AH18-SB301	AH18-SB301	AH19-SB201	AH19-SB201	AH19-SB201	AH19-SB201	AH19-SB201	AH19-SB201	AH20-SB300	AH20-SB300
Depth Interval						6 - 7.5 ft	1.5 - 2 ft	12 - 13 ft	7 - 8 ft	4 - 5 ft	8 - 10 ft	0 - 0.5 ft	0 - 0.5 ft	11 - 11.5 ft	14.5 - 15 ft	3 - 3.5 ft	6 - 6.5 ft	1.5 - 2 ft	4 - 5 ft
Sample ID	Unit	2013 GA PMC	2013 GB PMC	GWPC x 10	2013 RES DEC	-SB258 (6-7.5)-1227	-SB352(1.5-2)-0409	-SB352(12-13)-0409	7-SB352(7-8)-0409	18-SB301(4-5)-0216	8-SB301(8-10)-0216	AH19-SB201(0-0.5)-	AH19-SB201(0-0.5)-	H19-SB201(11-11.5)	H19-SB201(14.5-15)	AH19-SB201(3-3.5)-	AH19-SB201(6-6.5)-	0-SB300(1.5-2)-0216	20-SB300(4-5)-0216
Sample Date						12/27/2011	4/9/2012	4/9/2012	4/9/2012	2/16/2012	2/16/2012	10/2/2011	10/2/2011	10/2/2011	10/2/2011	10/2/2011	10/2/2011	2/16/2012	2/16/2012
SDG						SB41712	SB46973	SB46973	SB46973	SB44035	SB44035	SB36674	SB36674	SB36674	SB36674	SB36674	SB36674	SB44035	SB44035
Metals																			
Antimony	mg/kg	NE	NE	NE	**27**	< 6.81 UJ	< 5.63 UJ	< 5.49 UJ	< 5.62 UJ	< 5.57 UJ	< 5.62 UJ	NS	NS	< 5.77 UJ	NS	< 5.45 UJ	< 128 UJ	NS	< 5.33 UJ
Arsenic	mg/kg	NE	NE	NE	**10**	**12.5 J**	< 1.69 U	< 1.65 U	< 1.68 U	**6.66**	**4.83**	NS	NS	**8.06**	NS	**5.99**	**29.8**	NS	**6.66**
Barium	mg/kg	NE	NE	NE	4700	**430 J**	**36.0 J+**	**87.3 J+**	**68.9 J+**	**212 J+**	**179 J+**	NS	NS	**654**	NS	**241**	**1480**	NS	**193 J+**
Beryllium	mg/kg	NE	NE	NE	**2**	< 0.681 U	< 0.563 U	**0.587**	< 0.562 U	**0.780**	**0.573**	NS	NS	< 0.577 U	NS	**0.579**	< 0.642 U	NS	**0.842**
Cadmium	mg/kg	NE	NE	NE	**34**	**7.87 J**	< 0.563 U	< 0.549 U	< 0.562 U	**1.16**	< 0.562 U	NS	NS	**0.998**	NS	**0.643**	**75.9**	NS	**0.789**
Chromium	mg/kg	NE	NE	NE	NE	**94.9 J**	**10.8**	**17.2**	**15.5**	**41.5**	**51.8**	NS	NS	**25.1**	NS	**80.1**	**2200**	NS	**47.8**
Copper	mg/kg	NE	NE	NE	**2500**	**256 J**	**6.81**	**18.5**	**15.2**	**44.7**	**21.8**	NS	NS	**83.0**	NS	**41.3**	**537**	NS	**28.6**
Lead	mg/kg	NE	NE	NE	**400**	**1110 J**	**2.63**	**21.8**	**17.7**	**150**	**24.3**	NS	NS	**266**	NS	**67.1**	**5010**	NS	**117**
Mercury	mg/kg	NE	NE	NE	20	**1.05 J+**	< 0.0333 U	**0.0430 J+**	< 0.0316 U	**0.0665**	< 0.0367 U	NS	NS	**0.250 J+**	NS	**0.114 J+**	**0.644 J+**	NS	**0.109**
Nickel	mg/kg	NE	NE	NE	**1400**	**68.5 J**	**6.34**	**13.0**	**14.5**	**19.1**	**24.0**	NS	NS	**18.5**	NS	**37.5**	**458**	NS	**20.5**
Selenium	mg/kg	NE	NE	NE	340	< 2.04 U	< 1.69 U	< 1.65 U	< 1.68 U	< 1.67 U	< 1.69 U	NS	NS	< 1.73 U	NS	< 1.63 U	**2.26**	NS	< 1.60 U
Silver	mg/kg	NE	NE	NE	340	**3.51 J**	< 1.69 U	< 1.65 U	< 1.68 U	< 1.67 U	< 1.69 U	NS	NS	< 1.73 U	NS	< 1.63 U	**3.32**	NS	< 1.60 U
Thallium	mg/kg	NE	NE	NE	**5.4**	< 7.49 U	< 3.38 U	< 3.29 U	< 3.37 U	< 3.34 U	< 3.37 U	NS	NS	< 3.46 U	NS	< 3.27 U	< 3.85 U	NS	< 3.20 U
Vanadium	mg/kg	NE	NE	NE	**470**	**138 J**	**13.3**	**26.2**	**19.8**	**37.5**	**38.9**	NS	NS	**25.7**	NS	**38.8**	**30.8**	NS	**39.6**
Zinc	mg/kg	NE	NE	NE	**20000**	**928 J**	**21.0**	**38.7**	**35.9**	**282**	**50.5**	NS	NS	**305**	NS	**98.1**	**5010**	NS	**121**
Metals-SPLP																			
Antimony	ug/l	**6**	60	NE	NE	NS	NS	NS	NS	NS	NS	NS	NS	NS	NS	NS	NS	NS	NS
Arsenic	ug/l	50	500	NE	NE	NS	NS	NS	NS	NS	NS	NS	NS	NS	NS	NS	NS	NS	NS
Barium	ug/l	1000	10000	NE	NE	NS	NS	NS	NS	NS	NS	NS	NS	NS	NS	NS	NS	NS	NS
Cadmium	ug/l	**5**	**50**	NE	NE	NS	NS	NS	NS	NS	NS	NS	NS	NS	NS	NS	NS	NS	NS
Chromium	ug/l	50	500	NE	NE	< 10.0 U	NS	NS	NS	NS	NS	NS	NS	NS	NS	NS	NS	NS	NS
Copper	ug/l	1300	13000	NE	NE	NS	NS	NS	NS	NS	NS	NS	NS	NS	NS	NS	NS	NS	NS
Lead	ug/l	**15**	**150**	NE	NE	**36.6**	NS	NS	NS	NS	NS	NS	NS	NS	NS	NS	NS	NS	NS
Nickel	ug/l	100	1000	NE	NE	NS	NS	NS	NS	NS	NS	NS	NS	NS	NS	NS	NS	NS	NS
Vanadium	ug/l	50	500	NE	NE	NS	NS	NS	NS	NS	NS	NS	NS	NS	NS	NS	NS	NS	NS
Zinc	ug/l	5000	50000	NE	NE	NS	NS	NS	NS	NS	NS	NS	NS	NS	NS	NS	NS	NS	NS
Cyanide																			
Cyanide	mg/kg	NE	NE	NE	1400	**2.18 J**	NS	NS	NS	NS	NS	NS	NS	NS	NS	NS	NS	NS	NS
PCBs																			
Aroclor 1242	ug/kg	NE	NE	NE	NE	**1020000**	< 22.8 U	< 22.0 U	< 21.9 U	< 213 U	< 25.7 U	< 10.6 U	< 10.2 U	< 23.8 U	< 70.5 UJ	NS	< 25.7 U	NS	< 215 U
Aroclor 1248	ug/kg	NE	NE	NE	NE	< 25.8 U	**591**	**1430**	**314**	**1090**	< 25.7 U	< 10.6 U	< 10.2 U	**1240**	< 70.5 UJ	NS	**3870 J**	NS	**1840**
Aroclor 1254	ug/kg	NE	NE	NE	NE	< 25.8 U	< 22.8 U	< 22.0 U	< 21.9 U	< 213 U	< 25.7 U	< 10.6 U	< 10.2 U	< 23.8 U	< 70.5 UJ	NS	< 25.7 U	NS	< 215 U
Aroclor 1260	ug/kg	NE	NE	NE	NE	**5360**	< 22.8 U	**22.0**	< 21.9 U	< 213 U	< 25.7 U	< 10.6 U	< 10.2 U	**48.7**	< 70.5 UJ	NS	**335 J**	NS	< 215 U
Aroclor 1262	ug/kg	NE	NE	NE	NE	< 25.8 U	< 22.8 U	< 22.0 U	< 21.9 U	< 213 U	< 25.7 U	< 10.6 U	< 10.2 U	< 23.8 U	< 70.5 UJ	NS	< 25.7 U	NS	< 215 U
Total PCB Aroclors	ug/kg	**NE**	NE	NE	**1000**	**1025360**	**591**	**1450**	**314**	**1090**	< 25.7 U	< 10.6 U	< 10.2 U	**1290**	< 70.5 U	NS	**4210**	NS	**1840**
PCBs-SPLP																			
Aroclor 1242	ug/l	NE	NE	NE	NE	NS	NS	NS	NS	NS	NS	NS	NS	NS	NS	NS	NS	NS	NS
Aroclor 1248	ug/l	NE	NE	NE	NE	NS	NS	NS	NS	NS	NS	NS	NS	NS	NS	NS	NS	NS	NS
Aroclor 1260	ug/l	NE	NE	NE	NE	NS	NS	NS	NS	NS	NS	NS	NS	NS	NS	NS	NS	NS	NS
Total PCB Aroclors	ug/l	**0.5**	**5**	NE	NE	NS	NS	NS	NS	NS	NS	NS	NS	NS	NS	NS	NS	NS	NS
Pesticides																			
4,4-DDD (p,p)	ug/kg	NE	NE	NE	NE	NS	NS	NS	NS	NS	NS	< 8.51 U	< 8.17 U	NS	NS	NS	NS	< 8.76 U	NS
4,4-DDE (p,p)	ug/kg	NE	NE	NE	NE	NS	NS	NS	NS	NS	NS	< 5.32 U	< 5.11 U	NS	NS	NS	NS	< 5.48 U	NS
4,4-DDT (p,p)	ug/kg	NE	NE	NE	1800	NS	NS	NS	NS	NS	NS	< 8.51 U	< 8.17 U	NS	NS	NS	NS	< 8.76 U	NS
alpha-Chlordane	ug/kg	NE	NE	NE	NE	NS	NS	NS	NS	NS	NS	< 5.32 U	< 5.11 U	NS	NS	NS	NS	< 5.48 U	NS
Chlordane	ug/kg	NE	NE	NE	**490**	NS	NS	NS	NS	NS	NS	< 21.3 U	< 20.4 U	NS	NS	NS	NS	< 21.9 U	NS
Endrin	ug/kg	NE	NE	NE	20000	NS	NS	NS	NS	NS	NS	< 8.51 U	< 8.17 U	NS	NS	NS	NS	< 8.76 U	NS
gamma-Chlordane	ug/kg	NE	NE	NE	NE	NS	NS	NS	NS	NS	NS	< 5.32 U	< 5.11 U	NS	NS	NS	NS	< 5.48 U	NS
Methoxychlor	ug/kg	800	8000	NE	340000	NS	NS	NS	NS	NS	NS	< 8.51 U	< 8.17 U	NS	NS	NS	NS	< 8.76 U	NS
Total DDx	ug/kg	***3***	***20***	NE	1800	NS	NS	NS	NS	NS	NS	< 8.51	< 8.17	NS	NS	NS	NS	< 8.76	NS
Pesticides-SPLP																			
Chlordane	ug/l	NE	NE	**3**	NE	NS	NS	NS	NS	NS	NS	NS	NS	NS	NS	NS	NS	NS	NS
Herbicides																			
Total Herbicides	ug/kg	NE	NE	NE	NE	NS	NS	NS	NS	NS	NS	NS	NS	NS	NS	NS	NS	NS	NS

Notes:
This is a summary table. Only detected analytes are shown.
<0.010 = Not detected above the laboratory reporting limit
Bold = Detected above reporting limit
Yellow highlighted cells exceed the 2013 GA PMC
Green highlighted cells exceed the 2013 GB PMC
Blue highlighted cells exceed the 2013 RES DEC
RES DEC = Residential Direct Exposure Criteria
GA PMC = Pollutant Mobility Criteria for GA classified groundwater areas
GB PMC = Pollutant Mobility Criteria for GB classified groundwater areas
GWPC = Groundwater Protection Criteria
Italicized criteria indicate that criteria value is from CTDEEP Recommended Criteria Values for Common Additional Polluting Substances and Alternative Criteria Requests (September 2018)
NE = Criteria has not been established
NS = Not sampled for this constituent
ug/kg = micrograms per kilogram
ug/l = micrograms per liter
mg/kg = milligrams per kilogram
U = The analyte was not detected above the detection limit
J+ = Result may be biased high
J-= Result may be biased low
J = Result is considered estimated
UJ = The analyte was not detected at a level greater than or equal to the adjusted DL. However, the reported adjusted DL is approximate and may be inaccurate or imprecise.

Table 2
AOC 1 Non-PCB Soil Analytical Data
EC Application

Location ID						AH20-SB300	AH21-SB206	AH21-SB206	AH21-SB206	AH22-SB212	AH22-SB212	AH22-SB212	AH22-SB212	AH22-SB212	AH23A-SB493	AH23A-SB493	AH23-SB204	AH23-SB204	AH23-SB204
Depth Interval						6 - 7 ft	11 - 12 ft	8 - 9 ft	8 - 9 ft	0 - 0.5 ft	14 - 15 ft	4 - 5 ft	5.5 - 6 ft	8 - 10 ft	2 - 3 ft	7 - 8 ft	0 - 0.5 ft	15.5 - 16 ft	2 - 3 ft
Sample ID	Unit	2013 GA PMC	2013 GB PMC	GWPC x 10	2013 RES DEC	20-SB300(6-7)-0216	AH21-SB206(11-12)-	AH21-SB206(8-9)-1	AH21-SB206(8-9)-2	AH-22-SB212(0-0.5)	AH-22-SB212(14-15	AH-22-SB212(4-5)	AH-22-SB212(5.5-6)	AH-22-SB212(8-10)	3A-SB493 (2-3)-0713	3A-SB493 (7-8)-0713	AH23-SB204(0-0.5)-	H23-SB204(15.5-16)	AH23-SB204(2-3)-1
Sample Date						2/16/2012	10/2/2011	10/2/2011	10/2/2011	10/9/2011	10/9/2011	10/9/2011	10/9/2011	10/9/2011	7/13/2012	7/13/2012	10/2/2011	10/2/2011	10/2/2011
SDG						SB44035	SB36674	SB36674	SB36674	SB37166	SB37166	SB37166	SB37166	SB37166	SB52798	SB52798	SB36674	SB36674	SB36674
CTETPH																			
Aliphatic Hydrocarbons (ETPH) C9-C36	mg/kg	**500**	**2500**	NE	**500**	**738**	NS	NS	NS	NS	NS	NS	**98.6**	**99.7**	NS	< 29.1 U	NS	NS	NS
Total Petroleum Hydrocarbons	mg/kg	**500**	**2500**	NE	**500**	**738**	NS	NS	NS	NS	NS	NS	NS	NS	NS	< 29.1 U	NS	NS	NS
Unidentified	mg/kg	NE	NE	NE	NE	**738**	NS	NS	NS	NS	NS	NS	**98.6**	**99.7**	NS	< 29.1 U	NS	NS	NS
CTETPH-SPLP																			
Aliphatic Hydrocarbons (ETPH) C9-C36	mg/l	NE	NE	2.5	NE	NS	NS	NS	NS	NS	NS	NS	NS	NS	NS	NS	NS	NS	NS
Total Petroleum Hydrocarbons	mg/l	NE	NE	NE	NE	NS	NS	NS	NS	NS	NS	NS	NS	NS	NS	NS	NS	NS	NS
Unidentified	mg/l	NE	NE	NE	NE	NS	NS	NS	NS	NS	NS	NS	NS	NS	NS	NS	NS	NS	NS
VOCs																			
1,1,1-Trichloroethane	ug/kg	4000	40000	NE	500000	< 63.6 UJ	NS	NS	NS	NS	NS	NS	NS	NS	NS	NS	NS	NS	NS
1,1-Dichloroethane	ug/kg	**1400**	14000	NE	500000	< 63.6 U	NS	NS	NS	NS	NS	NS	NS	NS	NS	NS	NS	NS	NS
1,2,4-Trichlorobenzene	ug/kg	NE	NE	NE	21000	< 63.6 U	NS	NS	NS	NS	NS	NS	NS	NS	NS	NS	NS	NS	NS
1,2,4-Trimethylbenzene	ug/kg	NE	NE	NE	500000	**195**	NS	NS	NS	NS	NS	NS	NS	NS	NS	NS	NS	NS	NS
1,2-Dichlorobenzene	ug/kg	3100	3100	NE	500000	< 63.6 U	NS	NS	NS	NS	NS	NS	NS	NS	NS	NS	NS	NS	NS
1,2-Dichloroethane	ug/kg	**20**	200	NE	6700	< 63.6 U	NS	NS	NS	NS	NS	NS	NS	NS	NS	NS	NS	NS	NS
1,3,5-Trimethylbenzene	ug/kg	NE	NE	NE	500000	**68.7**	NS	NS	NS	NS	NS	NS	NS	NS	NS	NS	NS	NS	NS
1,3-Dichlorobenzene	ug/kg	12000	120000	NE	500000	< 63.6 U	NS	NS	NS	NS	NS	NS	NS	NS	NS	NS	NS	NS	NS
1,4-Dichlorobenzene	ug/kg	1500	15000	NE	26000	< 63.6 U	NS	NS	NS	NS	NS	NS	NS	NS	NS	NS	NS	NS	NS
2-Butanone (MEK)	ug/kg	8000	80000	NE	500000	< 636 U	NS	NS	NS	NS	NS	NS	NS	NS	NS	NS	NS	NS	NS
Acetone	ug/kg	14000	140000	NE	500000	< 636 U	NS	NS	NS	NS	NS	NS	NS	NS	NS	NS	NS	NS	NS
Benzene	ug/kg	**20**	**200**	NE	21000	**70.0**	NS	NS	NS	NS	NS	NS	NS	NS	NS	NS	NS	NS	NS
Chlorobenzene	ug/kg	2000	20000	NE	500000	< 63.6 U	NS	NS	NS	NS	NS	NS	NS	NS	NS	NS	NS	NS	NS
Chloroethane	ug/kg	NE	NE	NE	130000	< 127 U	NS	NS	NS	NS	NS	NS	NS	NS	NS	NS	NS	NS	NS
cis-1,2-Dichloroethylene	ug/kg	**1400**	**14000**	NE	500000	**134**	NS	NS	NS	NS	NS	NS	NS	NS	NS	NS	NS	NS	NS
Ethyl ether	ug/kg	NE	NE	NE	NE	< 63.6 U	NS	NS	NS	NS	NS	NS	NS	NS	NS	NS	NS	NS	NS
Ethylbenzene	ug/kg	**10100**	**10100**	NE	500000	**146**	NS	NS	NS	NS	NS	NS	NS	NS	NS	NS	NS	NS	NS
Isopropylbenzene	ug/kg	NE	NE	NE	500000	< 63.6 U	NS	NS	NS	NS	NS	NS	NS	NS	NS	NS	NS	NS	NS
m,p-Xylenes	ug/kg	NE	**19500**	NE	NE	**267**	NS	NS	NS	NS	NS	NS	NS	NS	NS	NS	NS	NS	NS
Methyl Isobutyl Ketone	ug/kg	7000	14000	NE	500000	< 636 U	NS	NS	NS	NS	NS	NS	NS	NS	NS	NS	NS	NS	NS
Naphthalene	ug/kg	**5600**	56000	NE	1000000	**77.6**	NS	NS	NS	NS	NS	NS	NS	NS	NS	NS	NS	NS	NS
n-Butylbenzene	ug/kg	NE	NE	NE	500000	< 63.6 U	NS	NS	NS	NS	NS	NS	NS	NS	NS	NS	NS	NS	NS
n-Propylbenzene	ug/kg	NE	NE	NE	500000	< 63.6 U	NS	NS	NS	NS	NS	NS	NS	NS	NS	NS	NS	NS	NS
o-Xylene	ug/kg	NE	**19500**	NE	NE	**68.7**	NS	NS	NS	NS	NS	NS	NS	NS	NS	NS	NS	NS	NS
p-Isopropyltoluene	ug/kg	NE	NE	NE	500000	< 63.6 U	NS	NS	NS	NS	NS	NS	NS	NS	NS	NS	NS	NS	NS
sec-Butylbenzene	ug/kg	NE	NE	NE	500000	< 63.6 U	NS	NS	NS	NS	NS	NS	NS	NS	NS	NS	NS	NS	NS
Styrene	ug/kg	2000	20000	NE	500000	< 63.6 U	NS	NS	NS	NS	NS	NS	NS	NS	NS	NS	NS	NS	NS
tert-butylbenzene	ug/kg	NE	NE	NE	500000	< 63.6 U	NS	NS	NS	NS	NS	NS	NS	NS	NS	NS	NS	NS	NS
Tetrachloroethylene	ug/kg	**100**	1000	NE	12000	< 63.6 U	NS	NS	NS	NS	NS	NS	NS	NS	NS	NS	NS	NS	NS
Toluene	ug/kg	20000	67000	NE	500000	**159**	NS	NS	NS	NS	NS	NS	NS	NS	NS	NS	NS	NS	NS
Total Xylenes	ug/kg	**19500**	**19500**	NE	NE	**336**	NS	NS	NS	NS	NS	NS	NS	NS	NS	NS	NS	NS	NS
trans-1,2-Dichloroethylene	ug/kg	**2000**	20000	NE	500000	< 63.6 U	NS	NS	NS	NS	NS	NS	NS	NS	NS	NS	NS	NS	NS
Trichloroethene	ug/kg	**100**	**1000**	NE	56000	**132**	NS	NS	NS	NS	NS	NS	NS	NS	NS	NS	NS	NS	NS
Vinyl chloride	ug/kg	**40**	**400**	NE	**320**	< 63.6 U	NS	NS	NS	NS	NS	NS	NS	NS	NS	NS	NS	NS	NS
VOCs-SPLP																			
Total VOC-SPLP	ug/l	NE	NE	NE	NE	NS	NS	NS	NS	NS	NS	NS	NS	NS	NS	NS	NS	NS	NS
SVOC-SIMs																			
Benzo(a)pyrene	ug/kg	1000	1000	NE	1000	NS	NS	NS	NS	NS	NS	NS	NS	NS	NS	NS	NS	NS	NS
Benzo(b)fluoranthene	ug/kg	1000	1000	NE	1000	NS	NS	NS	NS	NS	NS	NS	NS	NS	NS	NS	NS	NS	NS
Fluoranthene	ug/kg	5600	56000	NE	1000000	NS	NS	NS	NS	NS	NS	NS	NS	NS	NS	NS	NS	NS	NS
Pyrene	ug/kg	4000	40000	NE	1000000	NS	NS	NS	NS	NS	NS	NS	NS	NS	NS	NS	NS	NS	NS
SVOCs																			
1-Methylnaphthalene	ug/kg	*200*	*1000*	NE	*21000*	< 1810 U	NS	< 179 U	< 181 U	NS	NS	NS	NS	NS	NS	< 185 UJ	NS	NS	< 9220 U
2-Methylnaphthalene	ug/kg	*560*	*5600*	NE	*270000*	< 1810 U	NS	< 179 U	< 181 U	NS	NS	NS	NS	NS	NS	< 185 U	NS	NS	< 9220 U
Acenaphthene	ug/kg	*8400*	*84000*	NE	*1000000*	< 1810 U	NS	< 179 U	< 181 U	NS	NS	NS	NS	NS	NS	< 185 U	NS	NS	< 9220 U
Acenaphthylene	ug/kg	8400	84000	NE	1000000	< 1810 U	NS	< 179 U	< 181 U	NS	NS	NS	NS	NS	NS	< 185 U	NS	NS	< 9220 U
Anthracene	ug/kg	40000	400000	NE	1000000	< 1810 UJ	NS	< 179 U	< 181 U	NS	NS	NS	NS	NS	NS	< 185 UJ	NS	NS	**10000**
Benzo(a)anthracene	ug/kg	**1000**	**1000**	NE	**1000**	< 1810 U	NS	< 179 U	< 181 U	NS	NS	NS	NS	NS	NS	< 185 U	NS	NS	**11900**
Benzo(a)pyrene	ug/kg	**1000**	**1000**	NE	**1000**	< 1810 U	NS	< 179 U	< 181 U	NS	NS	NS	NS	NS	NS	< 185 U	NS	NS	**10300**
Benzo(b)fluoranthene	ug/kg	**1000**	**1000**	NE	**1000**	< 1810 U	NS	< 179 U	< 181 U	NS	NS	NS	NS	NS	NS	< 185 U	NS	NS	**9680**
Benzo(g,h,i)perylene	ug/kg	*1000*	*1000*	NE	*8400*	< 1810 U	NS	< 179 U	< 181 U	NS	NS	NS	NS	NS	NS	< 185 U	NS	NS	< 9220 U
Benzo(k)fluoranthene	ug/kg	**1000**	**1000**	NE	**8400**	< 1810 U	NS	< 179 U	< 181 U	NS	NS	NS	NS	NS	NS	< 185 U	NS	NS	< 9220 U
Bis(2-ethylhexyl)phthalate	ug/kg	**1000**	11000	NE	44000	NS	NS	NS	NS	NS	NS	NS	NS	NS	NS	NS	NS	NS	NS
Chrysene	ug/kg	*1000*	*1000*	NE	*84000*	< 1810 U	NS	< 179 U	< 181 U	NS	NS	NS	NS	NS	NS	< 185 UJ	NS	NS	**9740**
Dibenzo(a,h)anthracene	ug/kg	*1000*	*1000*	NE	***1000***	< 1810 U	NS	< 179 U	< 181 U	NS	NS	NS	NS	NS	NS	< 185 U	NS	NS	< 9220 U
Fluoranthene	ug/kg	**5600**	56000	NE	1000000	< 1810 U	NS	< 179 U	< 181 U	NS	NS	NS	NS	NS	NS	< 185 UJ	NS	NS	**30900**
Fluorene	ug/kg	**5600**	56000	NE	1000000	< 1810 U	NS	< 179 U	< 181 U	NS	NS	NS	NS	NS	NS	< 185 U	NS	NS	< 9220 U
Indeno(1,2,3-cd)pyrene	ug/kg	*1000*	*1000*	NE	***1000***	< 1810 U	NS	< 179 U	< 181 U	NS	NS	NS	NS	NS	NS	< 185 U	NS	NS	< 9220 U
Naphthalene	ug/kg	**5600**	56000	NE	1000000	< 1810 U	NS	< 179 U	< 181 U	NS	NS	NS	NS	NS	NS	< 185 UJ	NS	NS	< 9220 U
Phenanthrene	ug/kg	**4000**	40000	NE	1000000	< 1810 U	NS	< 179 U	< 181 U	NS	NS	NS	NS	NS	NS	< 185 U	NS	NS	**34300**
Pyrene	ug/kg	**4000**	40000	NE	1000000	< 1810 U	NS	< 179 U	< 181 U	NS	NS	NS	NS	NS	NS	< 185 U	NS	NS	**21600**
SVOCs-SPLP																			
1-Methylnaphthalene	ug/l	NE	NE	*50*	NE	NS	NS	NS	NS	NS	NS	NS	NS	NS	NS	NS	NS	NS	< 1.11 UJ
2-Methylnaphthalene	ug/l	NE	NE	*280*	NE	NS	NS	NS	NS	NS	NS	NS	NS	NS	NS	NS	NS	NS	< 1.11 UJ
Acenaphthene	ug/l	NE	NE	*4200*	NE	NS	NS	NS	NS	NS	NS	NS	NS	NS	NS	NS	NS	NS	**8.90 J-**
Anthracene	ug/l	NE	NE	20000	NE	NS	NS	NS	NS	NS	NS	NS	NS	NS	NS	NS	NS	NS	**2.66 J-**
Benzo(a)anthracene	ug/l	NE	NE	0.6	NE	NS	NS	NS	NS	NS	NS	NS	NS	NS	NS	NS	NS	NS	**0.0844 J-**
Fluoranthene	ug/l	NE	NE	2800	NE	NS	NS	NS	NS	NS	NS	NS	NS	NS	NS	NS	NS	NS	**2.01 J-**
Fluorene	ug/l	NE	NE	2800	NE	NS	NS	NS	NS	NS	NS	NS	NS	NS	NS	NS	NS	NS	**5.80 J-**
Naphthalene	ug/l	NE	NE	2800	NE	NS	NS	NS	NS	NS	NS	NS	NS	NS	NS	NS	NS	NS	< 1.11 UJ
Phenanthrene	ug/l	NE	NE	2000	NE	NS	NS	NS	NS	NS	NS	NS	NS	NS	NS	NS	NS	NS	**11.2 J-**
Pyrene	ug/l	NE	NE	2000	NE	NS	NS	NS	NS	NS	NS	NS	NS	NS	NS	NS	NS	NS	**1.33 J-**

Table 2
AOC 1 Non-PCB Soil Analytical Data
EC Application

Greenwich High School
10 Hillside Road
Greenwich, CT

Location ID						AH20-SB300	AH21-SB206	AH21-SB206	AH21-SB206	AH22-SB212	AH22-SB212	AH22-SB212	AH22-SB212	AH22-SB212	AH23A-SB493	AH23A-SB493	AH23-SB204	AH23-SB204	AH23-SB204
Depth Interval						6 - 7 ft	11 - 12 ft	8 - 9 ft	8 - 9 ft	0 - 0.5 ft	14 - 15 ft	4 - 5 ft	5.5 - 6 ft	8 - 10 ft	2 - 3 ft	7 - 8 ft	0 - 0.5 ft	15.5 - 16 ft	2 - 3 ft
Sample ID	Unit	2013 GA PMC	2013 GB PMC	GWPC x 10	2013 RES DEC	20-SB300(6-7)-0216	AH21-SB206(11-12)-	AH21-SB206(8-9)-1	AH21-SB206(8-9)-2	AH-22-SB212(0-0.5)	AH-22-SB212(14-15	AH-22-SB212(4-5)	AH-22-SB212(5.5-6)	AH-22-SB212(8-10)	3A-SB493 (2-3)-0713	3A-SB493 (7-8)-0713	AH23-SB204(0-0.5)-	H23-SB204(15.5-16)	AH23-SB204(2-3)-1
Sample Date						2/16/2012	10/2/2011	10/2/2011	10/2/2011	10/9/2011	10/9/2011	10/9/2011	10/9/2011	10/9/2011	7/13/2012	7/13/2012	10/2/2011	10/2/2011	10/2/2011
SDG						SB44035	SB36674	SB36674	SB36674	SB37166	SB37166	SB37166	SB37166	SB37166	SB52798	SB52798	SB36674	SB36674	SB36674
Metals																			
Antimony	mg/kg	NE	NE	NE	**27**	< 5.54 UJ	NS	< 4.66 UJ	< 4.87 UJ	NS	NS	NS	NS	NS	< 4.82 UJ	< 5.55 UJ	NS	NS	< 5.17 UJ
Arsenic	mg/kg	NE	NE	NE	**10**	**26.2**	NS	**1.87**	**1.96**	NS	NS	NS	NS	NS	< 1.45 UJ	< 3.33 UJ	NS	NS	**3.01**
Barium	mg/kg	NE	NE	NE	4700	**1220 J+**	NS	**52.5**	**44.3**	NS	NS	NS	NS	NS	**23.8**	**199**	NS	NS	**118**
Beryllium	mg/kg	NE	NE	NE	**2**	< 0.554 U	NS	< 0.466 U	< 0.487 U	NS	NS	NS	NS	NS	**0.501**	**0.959**	NS	NS	**0.610**
Cadmium	mg/kg	NE	NE	NE	**34**	**22.3**	NS	< 0.466 U	< 0.487 U	NS	NS	NS	NS	NS	< 0.482 U	< 0.555 U	NS	NS	< 0.517 U
Chromium	mg/kg	NE	NE	NE	NE	**341**	NS	**12.1**	**12.2**	NS	NS	NS	NS	NS	**6.75**	**29.5**	NS	NS	**24.4**
Copper	mg/kg	NE	NE	NE	**2500**	**1780**	NS	**11.3**	**11.1**	NS	NS	NS	NS	NS	**2.00 J**	**9.90 J**	NS	NS	**15.3**
Lead	mg/kg	NE	NE	NE	**400**	**3880**	NS	**15.9**	**18.8**	NS	NS	NS	NS	NS	**3.70 J**	**3.44 J**	NS	NS	**33.8**
Mercury	mg/kg	NE	NE	NE	20	**0.514**	NS	< 0.0300 U	< 0.0309 U	NS	NS	NS	NS	NS	< 0.0318 UJ	< 0.0303 UJ	NS	NS	**0.0328 J+**
Nickel	mg/kg	NE	NE	NE	**1400**	**129**	NS	**9.97**	**9.83**	NS	NS	NS	NS	NS	**2.25 J**	**7.99 J**	NS	NS	**14.3**
Selenium	mg/kg	NE	NE	NE	340	< 1.66 U	NS	< 1.40 U	< 1.46 U	NS	NS	NS	NS	NS	< 1.45 UJ	< 1.67 UJ	NS	NS	< 1.55 U
Silver	mg/kg	NE	NE	NE	340	< 8.31 U	NS	< 1.40 U	< 1.46 U	NS	NS	NS	NS	NS	< 1.45 U	< 1.67 U	NS	NS	< 1.55 U
Thallium	mg/kg	NE	NE	NE	**5.4**	< 3.32 U	NS	< 2.80 U	< 2.92 U	NS	NS	NS	NS	NS	< 2.89 U	< 3.33 U	NS	NS	< 3.10 U
Vanadium	mg/kg	NE	NE	NE	**470**	**51.8**	NS	**15.6**	**15.5**	NS	NS	NS	NS	NS	**9.40**	**24.3**	NS	NS	**25.3**
Zinc	mg/kg	NE	NE	NE	**20000**	**7280**	NS	**23.3**	**23.2**	NS	NS	NS	NS	NS	**11.7**	**24.2**	NS	NS	**54.6**
Metals-SPLP																			
Antimony	ug/l	**6**	60	NE	NE	NS	NS	NS	NS	NS	NS	NS	NS	NS	NS	NS	NS	NS	NS
Arsenic	ug/l	50	500	NE	NE	NS	NS	NS	NS	NS	NS	NS	NS	NS	NS	NS	NS	NS	NS
Barium	ug/l	1000	10000	NE	NE	NS	NS	NS	NS	NS	NS	NS	NS	NS	NS	NS	NS	NS	NS
Cadmium	ug/l	**5**	**50**	NE	NE	NS	NS	NS	NS	NS	NS	NS	NS	NS	NS	NS	NS	NS	NS
Chromium	ug/l	50	500	NE	NE	NS	NS	NS	NS	NS	NS	NS	NS	NS	NS	NS	NS	NS	NS
Copper	ug/l	1300	13000	NE	NE	NS	NS	NS	NS	NS	NS	NS	NS	NS	NS	NS	NS	NS	NS
Lead	ug/l	**15**	**150**	NE	NE	NS	NS	NS	NS	NS	NS	NS	NS	NS	NS	NS	NS	NS	NS
Nickel	ug/l	100	1000	NE	NE	NS	NS	NS	NS	NS	NS	NS	NS	NS	NS	NS	NS	NS	NS
Vanadium	ug/l	50	500	NE	NE	NS	NS	NS	NS	NS	NS	NS	NS	NS	NS	NS	NS	NS	NS
Zinc	ug/l	5000	50000	NE	NE	NS	NS	NS	NS	NS	NS	NS	NS	NS	NS	NS	NS	NS	NS
Cyanide																			
Cyanide	mg/kg	NE	NE	NE	1400	NS	NS	NS	NS	NS	NS	NS	NS	NS	NS	NS	NS	NS	NS
PCBs																			
Aroclor 1242	ug/kg	NE	NE	NE	NE	< 212 U	< 35.9 U	< 21.7 U	< 20.7 U	< 20.9 U	< 21.5 U	< 20.9 U	< 27.7 U	NS	< 20.8 U	< 21.2 U	< 21.3 U	< 22.6 U	< 22.3 U
Aroclor 1248	ug/kg	NE	NE	NE	NE	**6240**	< 35.9 U	< 21.7 U	< 20.7 U	< 20.9 U	< 21.5 U	< 20.9 U	< 27.7 U	NS	< 20.8 U	< 21.2 U	< 21.3 U	< 22.6 U	< 22.3 U
Aroclor 1254	ug/kg	NE	NE	NE	NE	< 212 U	< 35.9 U	< 21.7 U	< 20.7 U	< 20.9 U	< 21.5 U	< 20.9 U	< 27.7 U	NS	< 20.8 U	< 21.2 U	< 21.3 U	< 22.6 U	< 22.3 U
Aroclor 1260	ug/kg	NE	NE	NE	NE	**397**	< 35.9 U	< 21.7 U	< 20.7 U	< 20.9 U	< 21.5 U	**74.2**	**452**	NS	< 20.8 U	< 21.2 U	< 21.3 U	< 22.6 U	< 22.3 U
Aroclor 1262	ug/kg	NE	NE	NE	NE	< 212 U	< 35.9 U	< 21.7 U	< 20.7 U	< 20.9 U	< 21.5 U	< 20.9 U	< 27.7 U	NS	< 20.8 U	< 21.2 U	< 21.3 U	< 22.6 U	< 22.3 U
Total PCB Aroclors	ug/kg	**NE**	NE	NE	**1000**	**6640**	< 35.9 U	< 21.7 U	< 20.7 U	< 20.9 U	< 21.5 U	**74.2**	**452**	NS	< 20.8 U	< 21.2 U	< 21.3 U	< 22.6 U	< 22.3 U
PCBs-SPLP																			
Aroclor 1242	ug/l	NE	NE	NE	NE	NS	NS	NS	NS	NS	NS	NS	NS	NS	NS	NS	NS	NS	NS
Aroclor 1248	ug/l	NE	NE	NE	NE	NS	NS	NS	NS	NS	NS	NS	NS	NS	NS	NS	NS	NS	NS
Aroclor 1260	ug/l	NE	NE	NE	NE	NS	NS	NS	NS	NS	NS	NS	NS	NS	NS	NS	NS	NS	NS
Total PCB Aroclors	ug/l	**0.5**	**5**	NE	NE	NS	NS	NS	NS	NS	NS	NS	NS	NS	NS	NS	NS	NS	NS
Pesticides																			
4,4-DDD (p,p)	ug/kg	NE	NE	NE	NE	NS	NS	NS	NS	NS	NS	NS	NS	NS	NS	NS	NS	NS	NS
4,4-DDE (p,p)	ug/kg	NE	NE	NE	NE	NS	NS	NS	NS	NS	NS	NS	NS	NS	NS	NS	NS	NS	NS
4,4-DDT (p,p)	ug/kg	NE	NE	NE	1800	NS	NS	NS	NS	NS	NS	NS	NS	NS	NS	NS	NS	NS	NS
alpha-Chlordane	ug/kg	NE	NE	NE	NE	NS	NS	NS	NS	NS	NS	NS	NS	NS	NS	NS	NS	NS	NS
Chlordane	ug/kg	NE	NE	NE	**490**	NS	NS	NS	NS	NS	NS	NS	NS	NS	NS	NS	NS	NS	NS
Endrin	ug/kg	NE	NE	NE	20000	NS	NS	NS	NS	NS	NS	NS	NS	NS	NS	NS	NS	NS	NS
gamma-Chlordane	ug/kg	NE	NE	NE	NE	NS	NS	NS	NS	NS	NS	NS	NS	NS	NS	NS	NS	NS	NS
Methoxychlor	ug/kg	800	8000	NE	340000	NS	NS	NS	NS	NS	NS	NS	NS	NS	NS	NS	NS	NS	NS
Total DDx	ug/kg	***3***	***20***	NE	1800	NS	NS	NS	NS	NS	NS	NS	NS	NS	NS	NS	NS	NS	NS
Pesticides-SPLP																			
Chlordane	ug/l	NE	NE	**3**	NE	NS	NS	NS	NS	NS	NS	NS	NS	NS	NS	NS	NS	NS	NS
Herbicides																			
Total Herbicides	ug/kg	NE	NE	NE	NE	NS	NS	NS	NS	NS	NS	NS	NS	NS	NS	NS	NS	NS	NS

Notes:
This is a summary table. Only detected analytes are shown.
<0.010 = Not detected above the laboratory reporting limit
Bold = Detected above reporting limit
Yellow highlighted cells exceed the 2013 GA PMC
Green highlighted cells exceed the 2013 GB PMC
Blue highlighted cells exceed the 2013 RES DEC
RES DEC = Residential Direct Exposure Criteria
GA PMC = Pollutant Mobility Criteria for GA classified groundwater areas
GB PMC = Pollutant Mobility Criteria for GB classified groundwater areas
GWPC = Groundwater Protection Criteria
Italicized criteria indicate that criteria value is from CTDEEP Recommended Criteria Values for Common Additional Polluting Substances and Alternative Criteria Requests (September 2018)
NE = Criteria has not been established
NS = Not sampled for this constituent
ug/kg = micrograms per kilogram
ug/l = micrograms per liter
mg/kg = milligrams per kilogram
U = The analyte was not detected above the detection limit
J+ = Result may be biased high
J-= Result may be biased low
J = Result is considered estimated
UJ = The analyte was not detected at a level greater than or equal to the adjusted DL. However, the reported adjusted DL is approximate and may be inaccurate or imprecise.

Table 2
AOC 1 Non-PCB Soil Analytical Data
EC Application

Greenwich High School
10 Hillside Road
Greenwich, CT

Location ID Depth Interval Sample ID Sample Date SDG	Unit	2013 GA PMC	2013 GB PMC	GWPC x 10	2013 RES DEC	AH23-SB204 7 - 8 ft AH23-SB204(7-8)-1 10/2/2011 SB36674	AH9-SS177 0 - 0.25 ft AH9 SS177 0-3 8/11/2011 SB33302	AI10-SB450 11.5 - 12 ft SB450(11.5-12)-071 7/10/2012 SB52560	AI10-SB450 3 - 3.5 ft -SB450(3-3.5)-0710 7/10/2012 SB52560	AI10-SB450 4 - 5 ft 0-SB450(4-5)-07101 7/10/2012 SB52560	AI11-SB449 1 - 1.5 ft -SB449(1-1.5)-0710 7/10/2012 SB52560	AI11-SB449 13 - 14 ft -SB449(13-14)-07101 7/10/2012 SB52560	AI11-SB449 7 - 9 ft 1-SB449(7-9)-07101 7/10/2012 SB52560	AI11-SB449 7 - 9 ft 1-SB449(7-9)-07101 7/10/2012 SB52560	AI14-SB446 1 - 2 ft 4-SB446(1-2)-07101 7/10/2012 SB52560	AI14-SB446 11.5 - 12 ft SB446(11.5-12)-071 7/10/2012 SB52560	AI14-SB446 3 - 4 ft 4-SB446(3-4)-07101 7/10/2012 SB52560	AI15-SB355 11.5 - 12.5 ft B355(11.5-12.5)-04 4/10/2012 SB46973	AI15-SB355 4.5 - 5 ft -SB355(4.5-5)-0410 4/10/2012 SB46973
CTETPH																			
Aliphatic Hydrocarbons (ETPH) C9-C36	mg/kg	**500**	**2500**	NE	**500**	NS	NS	NS	NS	< 30.8 U	NS	NS	< 34.9 U	< 40.5 U	NS	NS	**1300**	NS	NS
Total Petroleum Hydrocarbons	mg/kg	**500**	**2500**	NE	**500**	NS	NS	NS	NS	< 30.8 U	NS	NS	< 34.9 U	< 40.5 U	NS	NS	**1300**	NS	NS
Unidentified	mg/kg	NE	NE	NE	NE	NS	NS	NS	NS	< 30.8 U	NS	NS	< 34.9 U	< 40.5 U	NS	NS	**1300**	NS	NS
CTETPH-SPLP																			
Aliphatic Hydrocarbons (ETPH) C9-C36	mg/l	NE	NE	2.5	NE	NS	NS	NS	NS	NS	NS	NS	NS	NS	NS	NS	NS	NS	NS
Total Petroleum Hydrocarbons	mg/l	NE	NE	NE	NE	NS	NS	NS	NS	NS	NS	NS	NS	NS	NS	NS	NS	NS	NS
Unidentified	mg/l	NE	NE	NE	NE	NS	NS	NS	NS	NS	NS	NS	NS	NS	NS	NS	NS	NS	NS
VOCs																			
1,1,1-Trichloroethane	ug/kg	4000	40000	NE	500000	NS	NS	NS	NS	NS	NS	NS	NS	NS	NS	NS	< 136 U	NS	NS
1,1-Dichloroethane	ug/kg	**1400**	14000	NE	500000	NS	NS	NS	NS	NS	NS	NS	NS	NS	NS	NS	< 136 U	NS	NS
1,2,4-Trichlorobenzene	ug/kg	NE	NE	NE	21000	NS	NS	NS	NS	NS	NS	NS	NS	NS	NS	NS	**140 J**	NS	NS
1,2,4-Trimethylbenzene	ug/kg	NE	NE	NE	500000	NS	NS	NS	NS	NS	NS	NS	NS	NS	NS	NS	**1170**	NS	NS
1,2-Dichlorobenzene	ug/kg	3100	3100	NE	500000	NS	NS	NS	NS	NS	NS	NS	NS	NS	NS	NS	**563**	NS	NS
1,2-Dichloroethane	ug/kg	**20**	200	NE	6700	NS	NS	NS	NS	NS	NS	NS	NS	NS	NS	NS	< 136 U	NS	NS
1,3,5-Trimethylbenzene	ug/kg	NE	NE	NE	500000	NS	NS	NS	NS	NS	NS	NS	NS	NS	NS	NS	**283**	NS	NS
1,3-Dichlorobenzene	ug/kg	12000	120000	NE	500000	NS	NS	NS	NS	NS	NS	NS	NS	NS	NS	NS	**235**	NS	NS
1,4-Dichlorobenzene	ug/kg	1500	15000	NE	26000	NS	NS	NS	NS	NS	NS	NS	NS	NS	NS	NS	**290**	NS	NS
2-Butanone (MEK)	ug/kg	8000	80000	NE	500000	NS	NS	NS	NS	NS	NS	NS	NS	NS	NS	NS	< 1360 U	NS	NS
Acetone	ug/kg	14000	140000	NE	500000	NS	NS	NS	NS	NS	NS	NS	NS	NS	NS	NS	< 1360 U	NS	NS
Benzene	ug/kg	**20**	**200**	NE	21000	NS	NS	NS	NS	NS	NS	NS	NS	NS	NS	NS	< 136 U	NS	NS
Chlorobenzene	ug/kg	2000	20000	NE	500000	NS	NS	NS	NS	NS	NS	NS	NS	NS	NS	NS	**231**	NS	NS
Chloroethane	ug/kg	NE	NE	NE	130000	NS	NS	NS	NS	NS	NS	NS	NS	NS	NS	NS	< 272 U	NS	NS
cis-1,2-Dichloroethylene	ug/kg	**1400**	**14000**	NE	500000	NS	NS	NS	NS	NS	NS	NS	NS	NS	NS	NS	**3310**	NS	NS
Ethyl ether	ug/kg	NE	NE	NE	NE	NS	NS	NS	NS	NS	NS	NS	NS	NS	NS	NS	< 136 U	NS	NS
Ethylbenzene	ug/kg	**10100**	**10100**	NE	500000	NS	NS	NS	NS	NS	NS	NS	NS	NS	NS	NS	**2040 J**	NS	NS
Isopropylbenzene	ug/kg	NE	NE	NE	500000	NS	NS	NS	NS	NS	NS	NS	NS	NS	NS	NS	< 136 U	NS	NS
m,p-Xylenes	ug/kg	NE	**19500**	NE	NE	NS	NS	NS	NS	NS	NS	NS	NS	NS	NS	NS	**4750**	NS	NS
Methyl Isobutyl Ketone	ug/kg	7000	14000	NE	500000	NS	NS	NS	NS	NS	NS	NS	NS	NS	NS	NS	< 1360 U	NS	NS
Naphthalene	ug/kg	**5600**	56000	NE	1000000	NS	NS	NS	NS	NS	NS	NS	NS	NS	NS	NS	**3970**	NS	NS
n-Butylbenzene	ug/kg	NE	NE	NE	500000	NS	NS	NS	NS	NS	NS	NS	NS	NS	NS	NS	**808**	NS	NS
n-Propylbenzene	ug/kg	NE	NE	NE	500000	NS	NS	NS	NS	NS	NS	NS	NS	NS	NS	NS	**394**	NS	NS
o-Xylene	ug/kg	NE	**19500**	NE	NE	NS	NS	NS	NS	NS	NS	NS	NS	NS	NS	NS	**1110 J**	NS	NS
p-Isopropyltoluene	ug/kg	NE	NE	NE	500000	NS	NS	NS	NS	NS	NS	NS	NS	NS	NS	NS	**190**	NS	NS
sec-Butylbenzene	ug/kg	NE	NE	NE	500000	NS	NS	NS	NS	NS	NS	NS	NS	NS	NS	NS	**186**	NS	NS
Styrene	ug/kg	2000	20000	NE	500000	NS	NS	NS	NS	NS	NS	NS	NS	NS	NS	NS	< 136 U	NS	NS
tert-butylbenzene	ug/kg	NE	NE	NE	500000	NS	NS	NS	NS	NS	NS	NS	NS	NS	NS	NS	**234**	NS	NS
Tetrachloroethylene	ug/kg	**100**	1000	NE	12000	NS	NS	NS	NS	NS	NS	NS	NS	NS	NS	NS	< 136 U	NS	NS
Toluene	ug/kg	20000	67000	NE	500000	NS	NS	NS	NS	NS	NS	NS	NS	NS	NS	NS	**719**	NS	NS
Total Xylenes	ug/kg	**19500**	**19500**	NE	NE	NS	NS	NS	NS	NS	NS	NS	NS	NS	NS	NS	**5860**	NS	NS
trans-1,2-Dichloroethylene	ug/kg	**2000**	20000	NE	500000	NS	NS	NS	NS	NS	NS	NS	NS	NS	NS	NS	**1780**	NS	NS
Trichloroethene	ug/kg	**100**	**1000**	NE	56000	NS	NS	NS	NS	NS	NS	NS	NS	NS	NS	NS	**5070**	NS	NS
Vinyl chloride	ug/kg	**40**	**400**	NE	**320**	NS	NS	NS	NS	NS	NS	NS	NS	NS	NS	NS	**205 J**	NS	NS
VOCs-SPLP																			
Total VOC-SPLP	ug/l	NE	NE	NE	NE	NS	NS	NS	NS	NS	NS	NS	NS	NS	NS	NS	NS	NS	NS
SVOC-SIMs																			
Benzo(a)pyrene	ug/kg	1000	1000	NE	1000	NS	NS	NS	NS	NS	NS	NS	NS	NS	NS	NS	NS	NS	NS
Benzo(b)fluoranthene	ug/kg	1000	1000	NE	1000	NS	NS	NS	NS	NS	NS	NS	NS	NS	NS	NS	NS	NS	NS
Fluoranthene	ug/kg	5600	56000	NE	1000000	NS	NS	NS	NS	NS	NS	NS	NS	NS	NS	NS	NS	NS	NS
Pyrene	ug/kg	4000	40000	NE	1000000	NS	NS	NS	NS	NS	NS	NS	NS	NS	NS	NS	NS	NS	NS
SVOCs																			
1-Methylnaphthalene	ug/kg	*200*	*1000*	NE	*21000*	< 179 U	NS	NS	NS	< 195 U	NS	NS	< 227 U	< 252 U	NS	NS	< 1030 U	NS	NS
2-Methylnaphthalene	ug/kg	*560*	*5600*	NE	*270000*	< 179 U	NS	NS	NS	< 195 U	NS	NS	< 227 U	< 252 U	NS	NS	< 1030 U	NS	NS
Acenaphthene	ug/kg	*8400*	*84000*	NE	*1000000*	< 179 U	NS	NS	NS	< 195 U	NS	NS	< 227 U	< 252 U	NS	NS	< 1030 U	NS	NS
Acenaphthylene	ug/kg	8400	84000	NE	1000000	< 179 U	NS	NS	NS	< 195 U	NS	NS	< 227 U	< 252 U	NS	NS	< 1030 U	NS	NS
Anthracene	ug/kg	40000	400000	NE	1000000	< 179 U	NS	NS	NS	< 195 U	NS	NS	< 227 U	< 252 U	NS	NS	< 1030 U	NS	NS
Benzo(a)anthracene	ug/kg	**1000**	**1000**	NE	**1000**	< 179 U	NS	NS	NS	< 195 U	NS	NS	< 227 U	< 252 U	NS	NS	< 1030 U	NS	NS
Benzo(a)pyrene	ug/kg	**1000**	**1000**	NE	**1000**	< 179 U	NS	NS	NS	< 195 U	NS	NS	< 227 U	< 252 U	NS	NS	< 1030 U	NS	NS
Benzo(b)fluoranthene	ug/kg	**1000**	**1000**	NE	**1000**	< 179 U	NS	NS	NS	< 195 U	NS	NS	< 227 U	< 252 U	NS	NS	< 1030 U	NS	NS
Benzo(g,h,i)perylene	ug/kg	*1000*	*1000*	NE	*8400*	< 179 U	NS	NS	NS	< 195 U	NS	NS	< 227 U	< 252 U	NS	NS	< 1030 U	NS	NS
Benzo(k)fluoranthene	ug/kg	**1000**	**1000**	NE	**8400**	< 179 U	NS	NS	NS	< 195 U	NS	NS	< 227 UJ	< 252 UJ	NS	NS	< 1030 U	NS	NS
Bis(2-ethylhexyl)phthalate	ug/kg	**1000**	11000	NE	44000	NS	NS	NS	NS	NS	NS	NS	NS	NS	NS	NS	NS	NS	NS
Chrysene	ug/kg	*1000*	*1000*	NE	*84000*	< 179 U	NS	NS	NS	< 195 U	NS	NS	< 227 U	< 252 U	NS	NS	< 1030 U	NS	NS
Dibenzo(a,h)anthracene	ug/kg	*1000*	*1000*	NE	***1000***	< 179 U	NS	NS	NS	< 195 U	NS	NS	< 227 U	< 252 U	NS	NS	< 1030 U	NS	NS
Fluoranthene	ug/kg	**5600**	56000	NE	1000000	< 179 U	NS	NS	NS	< 195 U	NS	NS	< 227 U	< 252 U	NS	NS	< 1030 U	NS	NS
Fluorene	ug/kg	**5600**	56000	NE	1000000	< 179 U	NS	NS	NS	< 195 U	NS	NS	< 227 U	< 252 U	NS	NS	< 1030 U	NS	NS
Indeno(1,2,3-cd)pyrene	ug/kg	*1000*	*1000*	NE	***1000***	< 179 U	NS	NS	NS	< 195 U	NS	NS	< 227 U	< 252 U	NS	NS	< 1030 U	NS	NS
Naphthalene	ug/kg	**5600**	56000	NE	1000000	< 179 U	NS	NS	NS	< 195 U	NS	NS	< 227 U	< 252 U	NS	NS	**1580**	NS	NS
Phenanthrene	ug/kg	**4000**	40000	NE	1000000	< 179 U	NS	NS	NS	< 195 U	NS	NS	< 227 U	< 252 U	NS	NS	< 1030 U	NS	NS
Pyrene	ug/kg	**4000**	40000	NE	1000000	< 179 U	NS	NS	NS	< 195 U	NS	NS	< 227 U	< 252 U	NS	NS	< 1030 U	NS	NS
SVOCs-SPLP																			
1-Methylnaphthalene	ug/l	NE	NE	*50*	NE	NS	NS	NS	NS	NS	NS	NS	NS	NS	NS	NS	NS	NS	NS
2-Methylnaphthalene	ug/l	NE	NE	*280*	NE	NS	NS	NS	NS	NS	NS	NS	NS	NS	NS	NS	NS	NS	NS
Acenaphthene	ug/l	NE	NE	*4200*	NE	NS	NS	NS	NS	NS	NS	NS	NS	NS	NS	NS	NS	NS	NS
Anthracene	ug/l	NE	NE	20000	NE	NS	NS	NS	NS	NS	NS	NS	NS	NS	NS	NS	NS	NS	NS
Benzo(a)anthracene	ug/l	NE	NE	0.6	NE	NS	NS	NS	NS	NS	NS	NS	NS	NS	NS	NS	NS	NS	NS
Fluoranthene	ug/l	NE	NE	2800	NE	NS	NS	NS	NS	NS	NS	NS	NS	NS	NS	NS	NS	NS	NS
Fluorene	ug/l	NE	NE	2800	NE	NS	NS	NS	NS	NS	NS	NS	NS	NS	NS	NS	NS	NS	NS
Naphthalene	ug/l	NE	NE	2800	NE	NS	NS	NS	NS	NS	NS	NS	NS	NS	NS	NS	NS	NS	NS
Phenanthrene	ug/l	NE	NE	2000	NE	NS	NS	NS	NS	NS	NS	NS	NS	NS	NS	NS	NS	NS	NS
Pyrene	ug/l	NE	NE	2000	NE	NS	NS	NS	NS	NS	NS	NS	NS	NS	NS	NS	NS	NS	NS

Table 2
AOC 1 Non-PCB Soil Analytical Data
EC Application

Greenwich High School
10 Hillside Road
Greenwich, CT

Location ID						AH23-SB204	AH9-SS177	AI10-SB450	AI10-SB450	AI10-SB450	AI11-SB449	AI11-SB449	AI11-SB449	AI11-SB449	AI14-SB446	AI14-SB446	AI14-SB446	AI15-SB355	AI15-SB355
Depth Interval						7 - 8 ft	0 - 0.25 ft	11.5 - 12 ft	3 - 3.5 ft	4 - 5 ft	1 - 1.5 ft	13 - 14 ft	7 - 9 ft	7 - 9 ft	1 - 2 ft	11.5 - 12 ft	3 - 4 ft	11.5 - 12.5 ft	4.5 - 5 ft
Sample ID	Unit	2013 GA PMC	2013 GB PMC	GWPC x 10	2013 RES DEC	AH23-SB204(7-8)-1	AH9 SS177 0-3	SB450(11.5-12)-071	-SB450(3-3.5)-0710	0-SB450(4-5)-07101	-SB449(1-1.5)-0710	-SB449(13-14)-07101	-SB449(7-9)-07101	1-SB449(7-9)-07101	4-SB446(1-2)-07101	SB446(11.5-12)-0714	4-SB446(3-4)-07101	B355(11.5-12.5)-041	-SB355(4.5-5)-0410
Sample Date						10/2/2011	8/11/2011	7/10/2012	7/10/2012	7/10/2012	7/10/2012	7/10/2012	7/10/2012	7/10/2012	7/10/2012	7/10/2012	7/10/2012	4/10/2012	4/10/2012
SDG						SB36674	SB33302	SB52560	SB52560	SB52560	SB52560	SB52560	SB52560	SB52560	SB52560	SB52560	SB52560	SB46973	SB46973
Metals																			
Antimony	mg/kg	NE	NE	NE	**27**	< 5.28 UJ	NS	< 7.80 UJ	< 4.67 UJ	< 5.56 UJ	< 4.90 UJ	< 7.91 UJ	< 6.34 UJ	< 7.27 UJ	< 5.53 UJ	< 5.26 UJ	< 5.95 UJ	< 7.64 UJ	< 5.40 UJ
Arsenic	mg/kg	NE	NE	NE	**10**	**1.90**	NS	< 6.24 U	**9.24 J**	< 8.34 U	< 8.09 U	< 4.75 U	< 3.81 U	< 4.36 U	**7.44 J**	**1.75**	< 12.2 U	< 2.29 U	< 1.62 U
Barium	mg/kg	NE	NE	NE	4700	**74.7**	NS	**149**	**82.5**	**171**	**137**	**129**	**163**	**140**	**183**	**57.1**	**395**	**182 J+**	**129 J+**
Beryllium	mg/kg	NE	NE	NE	**2**	**0.648**	NS	< 0.780 U	< 0.467 U	**0.773**	**0.823**	< 0.791 U	**0.764**	**0.738**	**0.604**	< 0.526 U	< 0.595 U	< 0.764 U	**0.610**
Cadmium	mg/kg	NE	NE	NE	**34**	< 0.528 U	NS	< 0.780 U	< 0.467 U	< 0.556 U	**0.771 J**	< 0.791 UJ	< 0.634 UJ	< 0.727 UJ	**5.43**	< 0.526 UJ	**5.14**	< 0.764 U	< 0.540 U
Chromium	mg/kg	NE	NE	NE	NE	**13.5**	NS	**34.9**	**36.1**	**35.6**	**32.2 J**	**30.0 J**	**30.3 J**	**37.5 J**	**83.9**	**12.5 J**	**105**	**37.9**	**35.3**
Copper	mg/kg	NE	NE	NE	**2500**	**7.74**	NS	**23.4**	**28.4**	**20.6**	**25.0**	**17.7**	**7.65**	**7.84**	**99.0**	**6.11**	**202**	**6.52**	**35.2**
Lead	mg/kg	NE	NE	NE	**400**	**5.60**	NS	**5.43 J**	**29.5 J**	**26.5 J**	**46.1 J**	**4.40 J**	**4.47 J**	**5.97 J**	**175 J**	**2.32 J**	**712 J**	**5.99**	**34.3**
Mercury	mg/kg	NE	NE	NE	20	< 0.0296 U	NS	< 0.0485 U	< 0.0318 U	**0.197**	**0.137 J**	< 0.0499 U	**0.0632 J**	**0.0524 J**	**0.279**	< 0.0346 U	**0.539**	< 0.0454 U	**0.0459 J+**
Nickel	mg/kg	NE	NE	NE	**1400**	**7.73**	NS	**29.9**	**13.7**	**19.1**	**15.7 J**	**27.0 J**	**16.5 J**	**20.2 J**	**42.9**	**16.3 J**	**73.9**	**20.4**	**23.7**
Selenium	mg/kg	NE	NE	NE	340	< 1.59 U	NS	< 2.34 U	< 1.40 U	< 1.67 U	< 1.47 U	< 2.37 U	< 1.90 U	< 2.18 U	< 1.66 U	< 1.58 U	< 1.78 U	< 2.29 U	< 1.62 U
Silver	mg/kg	NE	NE	NE	340	< 1.59 U	NS	< 2.34 U	< 1.40 U	< 1.67 U	< 1.47 U	< 2.37 U	< 1.90 U	< 2.18 U	< 1.66 U	< 1.58 U	< 1.78 U	< 2.29 U	< 1.62 U
Thallium	mg/kg	NE	NE	NE	**5.4**	< 3.17 U	NS	< 4.68 U	< 2.80 U	< 3.34 U	< 2.94 U	< 4.75 U	< 3.81 U	< 4.36 U	< 3.32 U	< 3.16 U	< 3.57 U	< 4.59 U	< 3.24 U
Vanadium	mg/kg	NE	NE	NE	**470**	**15.4**	NS	**34.1**	**25.9**	**35.2**	**32.1 J**	**30.9 J**	**25.5 J**	**33.3 J**	**64.8**	**14.8 J**	**96.8**	**31.0**	**36.8**
Zinc	mg/kg	NE	NE	NE	**20000**	**22.4**	NS	**66.0 J**	**46.2 J**	**59.3 J**	**60.4 J**	**55.2 J**	**30.8 J**	**40.8 J**	**254 J**	**20.1 J**	**846 J**	**52.1**	**83.6**
Metals-SPLP																			
Antimony	ug/l	**6**	60	NE	NE	NS	NS	NS	NS	NS	NS	NS	NS	NS	NS	NS	NS	NS	NS
Arsenic	ug/l	50	500	NE	NE	NS	NS	NS	NS	NS	NS	NS	NS	NS	NS	NS	NS	NS	NS
Barium	ug/l	1000	10000	NE	NE	NS	NS	NS	NS	NS	NS	NS	NS	NS	NS	NS	NS	NS	NS
Cadmium	ug/l	**5**	**50**	NE	NE	NS	NS	NS	NS	NS	NS	NS	NS	NS	NS	NS	NS	NS	NS
Chromium	ug/l	50	500	NE	NE	NS	NS	NS	NS	NS	NS	NS	NS	NS	NS	NS	NS	NS	NS
Copper	ug/l	1300	13000	NE	NE	NS	NS	NS	NS	NS	NS	NS	NS	NS	NS	NS	NS	NS	NS
Lead	ug/l	**15**	**150**	NE	NE	NS	NS	NS	NS	NS	NS	NS	NS	NS	NS	NS	NS	NS	NS
Nickel	ug/l	100	1000	NE	NE	NS	NS	NS	NS	NS	NS	NS	NS	NS	NS	NS	NS	NS	NS
Vanadium	ug/l	50	500	NE	NE	NS	NS	NS	NS	NS	NS	NS	NS	NS	NS	NS	NS	NS	NS
Zinc	ug/l	5000	50000	NE	NE	NS	NS	NS	NS	NS	NS	NS	NS	NS	NS	NS	NS	NS	NS
Cyanide																			
Cyanide	mg/kg	NE	NE	NE	1400	NS	NS	NS	NS	NS	NS	NS	NS	NS	NS	NS	NS	NS	NS
PCBs																			
Aroclor 1242	ug/kg	NE	NE	NE	NE	< 21.7 U	< 24.2 U	< 35.1 U	< 21.8 U	< 22.8 U	< 22.2 U	< 33.3 U	< 26.4 U	< 29.3 U	< 21400 U	< 22700 U	< 24000 U	< 30.5 U	< 22000 U
Aroclor 1248	ug/kg	NE	NE	NE	NE	< 21.7 U	**2040**	< 35.1 U	**2010**	< 22.8 U	**2340**	< 33.3 U	< 26.4 U	< 29.3 U	**673000**	**685000**	**2000000**	**212**	**638000**
Aroclor 1254	ug/kg	NE	NE	NE	NE	< 21.7 U	< 24.2 U	< 35.1 U	**2280**	< 22.8 U	**1230**	< 33.3 U	< 26.4 U	< 29.3 U	< 21400 U	< 22700 U	< 24000 U	< 30.5 U	< 22000 U
Aroclor 1260	ug/kg	NE	NE	NE	NE	< 21.7 U	< 24.2 U	< 35.1 U	**89.5**	< 22.8 U	**55.6**	< 33.3 U	< 26.4 U	< 29.3 U	< 21400 U	< 22700 U	< 24000 U	< 30.5 U	< 22000 U
Aroclor 1262	ug/kg	NE	NE	NE	NE	< 21.7 U	< 24.2 U	< 35.1 U	< 21.8 U	< 22.8 U	< 22.2 U	< 33.3 U	< 26.4 U	< 29.3 U	< 21400 U	< 22700 U	< 24000 U	< 30.5 U	< 22000 U
Total PCB Aroclors	ug/kg	**NE**	NE	NE	**1000**	< 21.7 U	**2040**	< 35.1 U	**4380**	< 22.8 U	**3630**	< 33.3 U	< 26.4 U	< 29.3 U	**673000**	**685000**	**2000000**	**212**	**638000**
PCBs-SPLP																			
Aroclor 1242	ug/l	NE	NE	NE	NE	NS	NS	NS	NS	NS	NS	NS	NS	NS	NS	NS	NS	NS	NS
Aroclor 1248	ug/l	NE	NE	NE	NE	NS	NS	NS	NS	NS	NS	NS	NS	NS	NS	NS	NS	NS	NS
Aroclor 1260	ug/l	NE	NE	NE	NE	NS	NS	NS	NS	NS	NS	NS	NS	NS	NS	NS	NS	NS	NS
Total PCB Aroclors	ug/l	**0.5**	**5**	NE	NE	NS	NS	NS	NS	NS	NS	NS	NS	NS	NS	NS	NS	NS	NS
Pesticides																			
4,4-DDD (p,p)	ug/kg	NE	NE	NE	NE	NS	< 10.3 U	NS	NS	NS	NS	NS	NS	NS	NS	NS	NS	NS	NS
4,4-DDE (p,p)	ug/kg	NE	NE	NE	NE	NS	**17.8 J**	NS	NS	NS	NS	NS	NS	NS	NS	NS	NS	NS	NS
4,4-DDT (p,p)	ug/kg	NE	NE	NE	1800	NS	< 10.3 U	NS	NS	NS	NS	NS	NS	NS	NS	NS	NS	NS	NS
alpha-Chlordane	ug/kg	NE	NE	NE	NE	NS	**52.5 J**	NS	NS	NS	NS	NS	NS	NS	NS	NS	NS	NS	NS
Chlordane	ug/kg	NE	NE	NE	**490**	NS	**482**	NS	NS	NS	NS	NS	NS	NS	NS	NS	NS	NS	NS
Endrin	ug/kg	NE	NE	NE	20000	NS	< 10.3 U	NS	NS	NS	NS	NS	NS	NS	NS	NS	NS	NS	NS
gamma-Chlordane	ug/kg	NE	NE	NE	NE	NS	**47.4 J-**	NS	NS	NS	NS	NS	NS	NS	NS	NS	NS	NS	NS
Methoxychlor	ug/kg	800	8000	NE	340000	NS	< 10.3 U	NS	NS	NS	NS	NS	NS	NS	NS	NS	NS	NS	NS
Total DDx	ug/kg	***3***	***20***	NE	1800	NS	**17.8**	NS	NS	NS	NS	NS	NS	NS	NS	NS	NS	NS	NS
Pesticides-SPLP																			
Chlordane	ug/l	NE	NE	**3**	NE	NS	NS	NS	NS	NS	NS	NS	NS	NS	NS	NS	NS	NS	NS
Herbicides																			
Total Herbicides	ug/kg	NE	NE	NE	NE	NS	NS	NS	NS	NS	NS	NS	NS	NS	NS	NS	NS	NS	NS

Notes:
This is a summary table. Only detected analytes are shown.
<0.010 = Not detected above the laboratory reporting limit
Bold = Detected above reporting limit
Yellow highlighted cells exceed the 2013 GA PMC
Green highlighted cells exceed the 2013 GB PMC
Blue highlighted cells exceed the 2013 RES DEC
RES DEC = Residential Direct Exposure Criteria
GA PMC = Pollutant Mobility Criteria for GA classified groundwater areas
GB PMC = Pollutant Mobility Criteria for GB classified groundwater areas
GWPC = Groundwater Protection Criteria
Italicized criteria indicate that criteria value is from CTDEEP Recommended Criteria Values for Common Additional Polluting Substances and Alternative Criteria Requests (September 2018)
NE = Criteria has not been established
NS = Not sampled for this constituent
ug/kg = micrograms per kilogram
ug/l = micrograms per liter
mg/kg = milligrams per kilogram
U = The analyte was not detected above the detection limit
J+ = Result may be biased high
J-= Result may be biased low
J = Result is considered estimated
UJ = The analyte was not detected at a level greater than or equal to the adjusted DL. However, the reported adjusted DL is approximate and may be inaccurate or imprecise.

Table 2
AOC 1 Non-PCB Soil Analytical Data
EC Application

Greenwich High School
10 Hillside Road
Greenwich, CT

Location ID						AI15-SB355	AI16-SB356	AI16-SB356	AI16-SB356	AI17-SB351	AI17-SB351	AI17-SB351	AI17-SB351	AI18-SB303	AI18-SB303	AI19-SB200	AI19-SB200	AI19-SB200	AI19-SB200
Depth Interval						5 - 5.5 ft	12 - 12.7 ft	4 - 4.5 ft	5 - 6 ft	12 - 13 ft	3.5 - 4 ft	8 - 10 ft	8 - 10 ft	4 - 5 ft	6 - 7 ft	0 - 0.5 ft	1 - 2 ft	15 - 15.5 ft	18 - 18.5 ft
Sample ID	Unit	2013 GA PMC	2013 GB PMC	GWPC x 10	2013 RES DEC	-SB355(5-5.5)-0410	SB356(12-12.7)-041	-SB356(4-4.5)-0410	6-SB356(5-6)-04101	-SB351(12-13)-0409	-SB351(3.5-4)-0409	-SB351(8-10)-0409	-SB351(8-10)-0409	8-SB303(4-5)-0216	8-SB303(6-7)-02161	AI19-SB200(0-0.5)-1	AI19-SB200(1-2)-1	I19-SB200(15-15.5)-	I19-SB200(18-18.5)-
Sample Date						4/10/2012	4/10/2012	4/10/2012	4/10/2012	4/9/2012	4/9/2012	4/9/2012	4/9/2012	2/16/2012	2/16/2012	10/2/2011	10/2/2011	10/2/2011	10/2/2011
SDG						SB46973	SB46973	SB46973	SB46973	SB46864	SB46864	SB46864	SB46864	SB44035	SB44035	SB36674	SB36674	SB36674	SB36674
CTETPH																			
Aliphatic Hydrocarbons (ETPH) C9-C36	mg/kg	**500**	**2500**	NE	**500**	**10800 J+**	NS	NS	**2320**	NS	NS	< 15.7 U	**26.9**	NS	**285**	NS	< 29.2 U	NS	NS
Total Petroleum Hydrocarbons	mg/kg	**500**	**2500**	NE	**500**	**10800 J+**	NS	NS	**2320**	NS	NS	< 15.7 U	**26.9**	NS	**285**	NS	< 29.2 U	NS	NS
Unidentified	mg/kg	NE	NE	NE	NE	**10800 J+**	NS	NS	**2320**	NS	NS	< 15.7 U	**26.9**	NS	**285**	NS	< 29.2 U	NS	NS
CTETPH-SPLP																			
Aliphatic Hydrocarbons (ETPH) C9-C36	mg/l	NE	NE	2.5	NE	NS	NS	NS	NS	NS	NS	NS	NS	NS	NS	NS	NS	NS	NS
Total Petroleum Hydrocarbons	mg/l	NE	NE	NE	NE	NS	NS	NS	NS	NS	NS	NS	NS	NS	NS	NS	NS	NS	NS
Unidentified	mg/l	NE	NE	NE	NE	NS	NS	NS	NS	NS	NS	NS	NS	NS	NS	NS	NS	NS	NS
VOCs																			
1,1,1-Trichloroethane	ug/kg	4000	40000	NE	500000	< 188 UJ	NS	NS	NS	NS	NS	< 66.5 U	< 89.0 U	NS	< 5.8 U	NS	NS	NS	NS
1,1-Dichloroethane	ug/kg	**1400**	14000	NE	500000	< 188 U	NS	NS	NS	NS	NS	< 66.5 U	< 89.0 U	NS	< 5.8 U	NS	NS	NS	NS
1,2,4-Trichlorobenzene	ug/kg	NE	NE	NE	21000	**244**	NS	NS	NS	NS	NS	< 66.5 U	< 89.0 U	NS	< 5.8 U	NS	NS	NS	NS
1,2,4-Trimethylbenzene	ug/kg	NE	NE	NE	500000	**4140**	NS	NS	NS	NS	NS	< 66.5 U	< 89.0 U	NS	< 5.8 U	NS	NS	NS	NS
1,2-Dichlorobenzene	ug/kg	3100	3100	NE	500000	**458**	NS	NS	NS	NS	NS	< 66.5 U	< 89.0 U	NS	< 5.8 U	NS	NS	NS	NS
1,2-Dichloroethane	ug/kg	**20**	200	NE	6700	< 188 U	NS	NS	NS	NS	NS	< 66.5 U	< 89.0 U	NS	< 5.8 U	NS	NS	NS	NS
1,3,5-Trimethylbenzene	ug/kg	NE	NE	NE	500000	**738**	NS	NS	NS	NS	NS	< 66.5 U	< 89.0 U	NS	< 5.8 U	NS	NS	NS	NS
1,3-Dichlorobenzene	ug/kg	12000	120000	NE	500000	< 188 U	NS	NS	NS	NS	NS	< 66.5 U	< 89.0 U	NS	< 5.8 U	NS	NS	NS	NS
1,4-Dichlorobenzene	ug/kg	1500	15000	NE	26000	**218**	NS	NS	NS	NS	NS	< 66.5 U	< 89.0 U	NS	< 5.8 U	NS	NS	NS	NS
2-Butanone (MEK)	ug/kg	8000	80000	NE	500000	< 1880 U	NS	NS	NS	NS	NS	< 665 U	< 890 UJ	NS	< 57.9 U	NS	NS	NS	NS
Acetone	ug/kg	14000	140000	NE	500000	< 1880 UJ	NS	NS	NS	NS	NS	< 665 UJ	< 890 UJ	NS	< 57.9 U	NS	NS	NS	NS
Benzene	ug/kg	**20**	**200**	NE	21000	< 188 U	NS	NS	NS	NS	NS	< 66.5 U	< 89.0 U	NS	< 5.8 U	NS	NS	NS	NS
Chlorobenzene	ug/kg	2000	20000	NE	500000	< 188 U	NS	NS	NS	NS	NS	< 66.5 U	< 89.0 U	NS	< 5.8 U	NS	NS	NS	NS
Chloroethane	ug/kg	NE	NE	NE	130000	< 376 U	NS	NS	NS	NS	NS	< 133 U	< 178 U	NS	< 11.6 U	NS	NS	NS	NS
cis-1,2-Dichloroethylene	ug/kg	**1400**	**14000**	NE	500000	**16000**	NS	NS	NS	NS	NS	< 66.5 U	< 89.0 U	NS	< 5.8 U	NS	NS	NS	NS
Ethyl ether	ug/kg	NE	NE	NE	NE	< 188 U	NS	NS	NS	NS	NS	< 66.5 U	< 89.0 U	NS	< 5.8 U	NS	NS	NS	NS
Ethylbenzene	ug/kg	**10100**	**10100**	NE	500000	**1700**	NS	NS	NS	NS	NS	< 66.5 U	< 89.0 U	NS	< 5.8 U	NS	NS	NS	NS
Isopropylbenzene	ug/kg	NE	NE	NE	500000	**237**	NS	NS	NS	NS	NS	< 66.5 U	< 89.0 U	NS	< 5.8 U	NS	NS	NS	NS
m,p-Xylenes	ug/kg	NE	**19500**	NE	NE	**2430**	NS	NS	NS	NS	NS	< 133 U	< 178 U	NS	< 11.6 U	NS	NS	NS	NS
Methyl Isobutyl Ketone	ug/kg	7000	14000	NE	500000	< 1880 UJ	NS	NS	NS	NS	NS	< 665 U	< 890 U	NS	< 57.9 U	NS	NS	NS	NS
Naphthalene	ug/kg	**5600**	56000	NE	1000000	**907**	NS	NS	NS	NS	NS	< 66.5 U	< 89.0 U	NS	< 5.8 UJ	NS	NS	NS	NS
n-Butylbenzene	ug/kg	NE	NE	NE	500000	**610**	NS	NS	NS	NS	NS	< 66.5 U	< 89.0 U	NS	< 5.8 U	NS	NS	NS	NS
n-Propylbenzene	ug/kg	NE	NE	NE	500000	**417**	NS	NS	NS	NS	NS	< 66.5 U	< 89.0 U	NS	< 5.8 U	NS	NS	NS	NS
o-Xylene	ug/kg	NE	**19500**	NE	NE	**1050**	NS	NS	NS	NS	NS	< 66.5 U	< 89.0 U	NS	< 5.8 U	NS	NS	NS	NS
p-Isopropyltoluene	ug/kg	NE	NE	NE	500000	**982**	NS	NS	NS	NS	NS	< 66.5 U	< 89.0 U	NS	< 5.8 U	NS	NS	NS	NS
sec-Butylbenzene	ug/kg	NE	NE	NE	500000	**528**	NS	NS	NS	NS	NS	< 66.5 U	< 89.0 U	NS	< 5.8 U	NS	NS	NS	NS
Styrene	ug/kg	2000	20000	NE	500000	< 188 U	NS	NS	NS	NS	NS	< 66.5 U	< 89.0 U	NS	< 5.8 U	NS	NS	NS	NS
tert-butylbenzene	ug/kg	NE	NE	NE	500000	< 188 U	NS	NS	NS	NS	NS	< 66.5 U	< 89.0 U	NS	< 5.8 U	NS	NS	NS	NS
Tetrachloroethylene	ug/kg	**100**	1000	NE	12000	< 188 U	NS	NS	NS	NS	NS	< 66.5 U	< 89.0 U	NS	< 5.8 U	NS	NS	NS	NS
Toluene	ug/kg	20000	67000	NE	500000	**569**	NS	NS	NS	NS	NS	< 66.5 U	< 89.0 U	NS	< 5.8 U	NS	NS	NS	NS
Total Xylenes	ug/kg	**19500**	**19500**	NE	NE	**3480**	NS	NS	NS	NS	NS	< 133 U	< 178 U	NS	< 11.6 U	NS	NS	NS	NS
trans-1,2-Dichloroethylene	ug/kg	**2000**	20000	NE	500000	**2300**	NS	NS	NS	NS	NS	< 66.5 U	< 89.0 U	NS	< 5.8 U	NS	NS	NS	NS
Trichloroethene	ug/kg	**100**	**1000**	NE	56000	**3560**	NS	NS	NS	NS	NS	< 66.5 U	< 89.0 U	NS	< 5.8 U	NS	NS	NS	NS
Vinyl chloride	ug/kg	**40**	**400**	NE	**320**	**1620 J-**	NS	NS	NS	NS	NS	< 66.5 UJ	< 89.0 UJ	NS	< 5.8 U	NS	NS	NS	NS
VOCs-SPLP																			
Total VOC-SPLP	ug/l	NE	NE	NE	NE	NS	NS	NS	NS	NS	NS	NS	NS	NS	NS	NS	NS	NS	NS
SVOC-SIMs																			
Benzo(a)pyrene	ug/kg	1000	1000	NE	1000	NS	NS	NS	NS	NS	NS	NS	NS	NS	NS	NS	NS	NS	NS
Benzo(b)fluoranthene	ug/kg	1000	1000	NE	1000	NS	NS	NS	NS	NS	NS	NS	NS	NS	NS	NS	NS	NS	NS
Fluoranthene	ug/kg	5600	56000	NE	1000000	NS	NS	NS	NS	NS	NS	NS	NS	NS	NS	NS	NS	NS	NS
Pyrene	ug/kg	4000	40000	NE	1000000	NS	NS	NS	NS	NS	NS	NS	NS	NS	NS	NS	NS	NS	NS
SVOCs																			
1-Methylnaphthalene	ug/kg	*200*	*1000*	NE	*21000*	< 2010 U	NS	NS	< 1770 U	NS	NS	< 390 U	< 369 U	NS	< 384 U	NS	NS	NS	NS
2-Methylnaphthalene	ug/kg	*560*	*5600*	NE	*270000*	**2450**	NS	NS	< 1770 U	NS	NS	< 390 U	< 369 U	NS	< 384 U	NS	NS	NS	NS
Acenaphthene	ug/kg	*8400*	*84000*	NE	*1000000*	< 2010 U	NS	NS	< 1770 U	NS	NS	< 390 U	< 369 U	NS	< 384 U	NS	NS	NS	NS
Acenaphthylene	ug/kg	8400	84000	NE	1000000	< 2010 U	NS	NS	< 1770 U	NS	NS	< 390 U	< 369 U	NS	< 384 U	NS	NS	NS	NS
Anthracene	ug/kg	40000	400000	NE	1000000	< 2010 U	NS	NS	< 1770 U	NS	NS	< 390 U	< 369 U	NS	< 384 UJ	NS	NS	NS	NS
Benzo(a)anthracene	ug/kg	**1000**	**1000**	NE	**1000**	< 2010 U	NS	NS	< 1770 U	NS	NS	< 390 U	< 369 U	NS	< 384 U	NS	NS	NS	NS
Benzo(a)pyrene	ug/kg	**1000**	**1000**	NE	**1000**	< 2010 U	NS	NS	< 1770 U	NS	NS	< 390 U	< 369 U	NS	< 384 U	NS	NS	NS	NS
Benzo(b)fluoranthene	ug/kg	**1000**	**1000**	NE	**1000**	< 2010 U	NS	NS	< 1770 U	NS	NS	< 390 U	< 369 U	NS	< 384 U	NS	NS	NS	NS
Benzo(g,h,i)perylene	ug/kg	*1000*	*1000*	NE	*8400*	< 2010 U	NS	NS	< 1770 U	NS	NS	< 390 U	< 369 U	NS	< 384 U	NS	NS	NS	NS
Benzo(k)fluoranthene	ug/kg	**1000**	**1000**	NE	**8400**	< 2010 U	NS	NS	< 1770 U	NS	NS	< 390 U	< 369 U	NS	< 384 U	NS	NS	NS	NS
Bis(2-ethylhexyl)phthalate	ug/kg	**1000**	11000	NE	44000	NS	NS	NS	NS	NS	NS	NS	NS	NS	NS	NS	NS	NS	NS
Chrysene	ug/kg	*1000*	*1000*	NE	*84000*	< 2010 U	NS	NS	< 1770 U	NS	NS	< 390 U	< 369 U	NS	< 384 U	NS	NS	NS	NS
Dibenzo(a,h)anthracene	ug/kg	*1000*	*1000*	NE	***1000***	< 2010 U	NS	NS	< 1770 U	NS	NS	< 390 U	< 369 U	NS	< 384 U	NS	NS	NS	NS
Fluoranthene	ug/kg	**5600**	56000	NE	1000000	< 2010 U	NS	NS	**2620**	NS	NS	< 390 U	< 369 U	NS	< 384 U	NS	NS	NS	NS
Fluorene	ug/kg	**5600**	56000	NE	1000000	< 2010 U	NS	NS	< 1770 U	NS	NS	< 390 U	< 369 U	NS	< 384 U	NS	NS	NS	NS
Indeno(1,2,3-cd)pyrene	ug/kg	*1000*	*1000*	NE	***1000***	< 2010 U	NS	NS	< 1770 U	NS	NS	< 390 U	< 369 U	NS	< 384 U	NS	NS	NS	NS
Naphthalene	ug/kg	**5600**	56000	NE	1000000	**2140**	NS	NS	**2800**	NS	NS	< 390 U	< 369 U	NS	< 384 UJ	NS	NS	NS	NS
Phenanthrene	ug/kg	**4000**	40000	NE	1000000	< 2010 U	NS	NS	**2400**	NS	NS	< 390 U	< 369 U	NS	< 384 U	NS	NS	NS	NS
Pyrene	ug/kg	**4000**	40000	NE	1000000	**2140**	NS	NS	**2460**	NS	NS	< 390 U	< 369 U	NS	< 384 U	NS	NS	NS	NS
SVOCs-SPLP																			
1-Methylnaphthalene	ug/l	NE	NE	*50*	NE	NS	NS	NS	NS	NS	NS	NS	NS	NS	NS	NS	NS	NS	NS
2-Methylnaphthalene	ug/l	NE	NE	*280*	NE	NS	NS	NS	NS	NS	NS	NS	NS	NS	NS	NS	NS	NS	NS
Acenaphthene	ug/l	NE	NE	*4200*	NE	NS	NS	NS	NS	NS	NS	NS	NS	NS	NS	NS	NS	NS	NS
Anthracene	ug/l	NE	NE	20000	NE	NS	NS	NS	NS	NS	NS	NS	NS	NS	NS	NS	NS	NS	NS
Benzo(a)anthracene	ug/l	NE	NE	0.6	NE	NS	NS	NS	NS	NS	NS	NS	NS	NS	NS	NS	NS	NS	NS
Fluoranthene	ug/l	NE	NE	2800	NE	NS	NS	NS	NS	NS	NS	NS	NS	NS	NS	NS	NS	NS	NS
Fluorene	ug/l	NE	NE	2800	NE	NS	NS	NS	NS	NS	NS	NS	NS	NS	NS	NS	NS	NS	NS
Naphthalene	ug/l	NE	NE	2800	NE	NS	NS	NS	NS	NS	NS	NS	NS	NS	NS	NS	NS	NS	NS
Phenanthrene	ug/l	NE	NE	2000	NE	NS	NS	NS	NS	NS	NS	NS	NS	NS	NS	NS	NS	NS	NS
Pyrene	ug/l	NE	NE	2000	NE	NS	NS	NS	NS	NS	NS	NS	NS	NS	NS	NS	NS	NS	NS

Table 2
AOC 1 Non-PCB Soil Analytical Data
EC Application

Location ID						AI15-SB355	AI16-SB356	AI16-SB356	AI16-SB356	AI17-SB351	AI17-SB351	AI17-SB351	AI17-SB351	AI18-SB303	AI18-SB303	AI19-SB200	AI19-SB200	AI19-SB200	AI19-SB200
Depth Interval						5 - 5.5 ft	12 - 12.7 ft	4 - 4.5 ft	5 - 6 ft	12 - 13 ft	3.5 - 4 ft	8 - 10 ft	8 - 10 ft	4 - 5 ft	6 - 7 ft	0 - 0.5 ft	1 - 2 ft	15 - 15.5 ft	18 - 18.5 ft
Sample ID	Unit	2013 GA PMC	2013 GB PMC	GWPC x 10	2013 RES DEC	-SB355(5-5.5)-0410	SB356(12-12.7)-041	-SB356(4-4.5)-0410	6-SB356(5-6)-04101	-SB351(12-13)-0409	-SB351(3.5-4)-0409	-SB351(8-10)-0409	-SB351(8-10)-0409	8-SB303(4-5)-0216	8-SB303(6-7)-02161	AI19-SB200(0-0.5)-1	AI19-SB200(1-2)-1	I19-SB200(15-15.5)-	I19-SB200(18-18.5)-
Sample Date						4/10/2012	4/10/2012	4/10/2012	4/10/2012	4/9/2012	4/9/2012	4/9/2012	4/9/2012	2/16/2012	2/16/2012	10/2/2011	10/2/2011	10/2/2011	10/2/2011
SDG						SB46973	SB46973	SB46973	SB46973	SB46864	SB46864	SB46864	SB46864	SB44035	SB44035	SB36674	SB36674	SB36674	SB36674
Metals																			
Antimony	mg/kg	NE	NE	NE	**27**	< 9.89 UJ	< 7.83 UJ	**15.4 J-**	< 6.34 UJ	< 5.59 U	< 5.26 U	< 5.72 U	< 5.58 U	< 4.87 UJ	< 5.59 UJ	NS	< 4.79 UJ	NS	NS
Arsenic	mg/kg	NE	NE	NE	**10**	< 1.75 U	< 2.35 U	**2.89**	< 7.93 U	**2.47**	**1.69**	**8.10**	**7.47**	**2.13**	**3.21**	NS	**2.20**	NS	NS
Barium	mg/kg	NE	NE	NE	4700	**635 J+**	**316 J+**	**357 J+**	**198 J+**	**118**	**92.2**	**130**	**154**	**157 J+**	**155 J+**	NS	**82.7**	NS	NS
Beryllium	mg/kg	NE	NE	NE	**2**	< 0.582 U	**1.06**	< 0.554 U	< 0.529 U	**0.617**	< 0.526 U	**0.851**	**0.875**	**0.867**	< 0.559 U	NS	**0.681**	NS	NS
Cadmium	mg/kg	NE	NE	NE	**34**	**3.69**	< 0.783 U	**2.83**	**5.57**	< 0.559 U	< 0.526 U	< 0.572 U	< 0.558 U	< 0.487 U	**1.43**	NS	< 0.479 U	NS	NS
Chromium	mg/kg	NE	NE	NE	NE	**82.8**	**56.1**	**84.0**	**146**	**31.7**	**26.6**	**26.1**	**24.4**	**30.0**	**49.0**	NS	**20.4**	NS	NS
Copper	mg/kg	NE	NE	NE	**2500**	**637**	**4.00**	**229**	**136**	**19.9**	**31.8**	**28.1**	**26.5**	**14.6**	**52.1**	NS	**13.4**	NS	NS
Lead	mg/kg	NE	NE	NE	**400**	**1150**	**11.3**	**1220**	**410**	**21.1 J**	**16.1 J**	**175 J**	**57.6 J**	**7.43**	**42.6**	NS	**21.4**	NS	NS
Mercury	mg/kg	NE	NE	NE	20	**0.511 J+**	**0.0675 J+**	**0.777 J+**	**0.230 J+**	**0.0400**	< 0.0333 U	**0.114**	**0.0578**	< 0.0312 U	**0.193**	NS	< 0.0326 U	NS	NS
Nickel	mg/kg	NE	NE	NE	**1400**	**81.5**	**28.8**	**59.2**	**98.2**	**16.8**	**19.5**	**16.7**	**18.3**	**15.9**	**16.8**	NS	**12.7**	NS	NS
Selenium	mg/kg	NE	NE	NE	340	< 1.75 U	< 2.35 U	< 1.66 U	< 1.59 U	< 1.68 U	< 1.58 U	< 1.72 U	< 1.67 U	< 1.46 U	< 1.68 U	NS	< 1.44 U	NS	NS
Silver	mg/kg	NE	NE	NE	340	< 1.75 U	< 2.35 U	< 1.66 U	< 1.59 U	< 1.68 U	< 1.58 U	< 1.72 U	< 1.67 U	< 1.46 U	< 1.68 U	NS	< 1.44 U	NS	NS
Thallium	mg/kg	NE	NE	NE	**5.4**	< 7.56 U	< 4.70 U	< 3.32 U	< 7.40 U	< 3.36 U	< 3.15 U	< 3.43 U	< 3.35 U	< 2.92 U	< 3.35 U	NS	< 2.87 U	NS	NS
Vanadium	mg/kg	NE	NE	NE	**470**	**148**	**36.1**	**167**	**105**	**22.6**	**26.7**	**28.0**	**31.5**	**30.7**	**28.8**	NS	**23.2**	NS	NS
Zinc	mg/kg	NE	NE	NE	**20000**	**1460**	**69.2**	**715**	**1770**	**40.0**	**35.7**	**58.9**	**60.3**	**38.0**	**82.3**	NS	**34.1**	NS	NS
Metals-SPLP																			
Antimony	ug/l	**6**	60	NE	NE	NS	NS	NS	NS	NS	NS	NS	NS	NS	NS	NS	NS	NS	NS
Arsenic	ug/l	50	500	NE	NE	NS	NS	NS	NS	NS	NS	NS	NS	NS	NS	NS	NS	NS	NS
Barium	ug/l	1000	10000	NE	NE	NS	NS	NS	NS	NS	NS	NS	NS	NS	NS	NS	NS	NS	NS
Cadmium	ug/l	**5**	**50**	NE	NE	NS	NS	NS	NS	NS	NS	NS	NS	NS	NS	NS	NS	NS	NS
Chromium	ug/l	50	500	NE	NE	NS	NS	NS	NS	NS	NS	NS	NS	NS	NS	NS	NS	NS	NS
Copper	ug/l	1300	13000	NE	NE	NS	NS	NS	NS	NS	NS	NS	NS	NS	NS	NS	NS	NS	NS
Lead	ug/l	**15**	**150**	NE	NE	NS	NS	NS	NS	NS	NS	NS	NS	NS	NS	NS	NS	NS	NS
Nickel	ug/l	100	1000	NE	NE	NS	NS	NS	NS	NS	NS	NS	NS	NS	NS	NS	NS	NS	NS
Vanadium	ug/l	50	500	NE	NE	NS	NS	NS	NS	NS	NS	NS	NS	NS	NS	NS	NS	NS	NS
Zinc	ug/l	5000	50000	NE	NE	NS	NS	NS	NS	NS	NS	NS	NS	NS	NS	NS	NS	NS	NS
Cyanide																			
Cyanide	mg/kg	NE	NE	NE	1400	NS	NS	NS	NS	NS	NS	NS	NS	NS	NS	NS	NS	NS	NS
PCBs																			
Aroclor 1242	ug/kg	NE	NE	NE	NE	< 237000 U	< 31.4 U	< 23700 U	< 21500 U	< 213 U	< 23.1 U	< 230 U	< 222 U	< 21.9 U	< 23.0 U	< 21.5 U	NS	< 21.5 U	< 76.2 UJ
Aroclor 1248	ug/kg	NE	NE	NE	NE	**9500000**	**441**	**1250000**	**1120000**	< 213 U	**244**	< 230 U	< 222 U	< 21.9 U	< 23.0 U	< 21.5 U	NS	< 21.5 U	< 76.2 UJ
Aroclor 1254	ug/kg	NE	NE	NE	NE	< 237000 U	< 31.4 U	< 23700 U	< 21500 U	< 213 U	< 23.1 U	< 230 U	< 222 U	< 21.9 U	**568**	< 21.5 U	NS	< 21.5 U	< 76.2 UJ
Aroclor 1260	ug/kg	NE	NE	NE	NE	< 237000 U	< 31.4 U	**29600**	< 21500 U	**22.4**	**25.4**	**26.5**	< 22.2 U	< 21.9 U	**146**	< 21.5 U	NS	< 21.5 U	< 76.2 UJ
Aroclor 1262	ug/kg	NE	NE	NE	NE	< 237000 U	< 31.4 U	< 23700 U	< 21500 U	< 21.3 U	< 23.1 U	< 23.0 U	< 22.2 U	< 21.9 U	< 23.0 U	< 21.5 U	NS	< 21.5 U	< 76.2 UJ
Total PCB Aroclors	ug/kg	**NE**	NE	NE	**1000**	**9500000**	**441**	**1280000**	**1120000**	**22.4**	**269**	**26.5**	< 222 U	< 21.9 U	**714**	< 21.5 U	NS	< 21.5 U	< 76.2 U
PCBs-SPLP																			
Aroclor 1242	ug/l	NE	NE	NE	NE	NS	NS	NS	NS	NS	NS	NS	NS	NS	NS	NS	NS	NS	NS
Aroclor 1248	ug/l	NE	NE	NE	NE	NS	NS	NS	NS	NS	NS	NS	NS	NS	NS	NS	NS	NS	NS
Aroclor 1260	ug/l	NE	NE	NE	NE	NS	NS	NS	NS	NS	NS	NS	NS	NS	NS	NS	NS	NS	NS
Total PCB Aroclors	ug/l	**0.5**	**5**	NE	NE	NS	NS	NS	NS	NS	NS	NS	NS	NS	NS	NS	NS	NS	NS
Pesticides																			
4,4-DDD (p,p)	ug/kg	NE	NE	NE	NE	NS	NS	NS	NS	NS	NS	NS	NS	NS	NS	NS	NS	NS	NS
4,4-DDE (p,p)	ug/kg	NE	NE	NE	NE	NS	NS	NS	NS	NS	NS	NS	NS	NS	NS	NS	NS	NS	NS
4,4-DDT (p,p)	ug/kg	NE	NE	NE	1800	NS	NS	NS	NS	NS	NS	NS	NS	NS	NS	NS	NS	NS	NS
alpha-Chlordane	ug/kg	NE	NE	NE	NE	NS	NS	NS	NS	NS	NS	NS	NS	NS	NS	NS	NS	NS	NS
Chlordane	ug/kg	NE	NE	NE	**490**	NS	NS	NS	NS	NS	NS	NS	NS	NS	NS	NS	NS	NS	NS
Endrin	ug/kg	NE	NE	NE	20000	NS	NS	NS	NS	NS	NS	NS	NS	NS	NS	NS	NS	NS	NS
gamma-Chlordane	ug/kg	NE	NE	NE	NE	NS	NS	NS	NS	NS	NS	NS	NS	NS	NS	NS	NS	NS	NS
Methoxychlor	ug/kg	800	8000	NE	340000	NS	NS	NS	NS	NS	NS	NS	NS	NS	NS	NS	NS	NS	NS
Total DDx	ug/kg	***3***	***20***	NE	1800	NS	NS	NS	NS	NS	NS	NS	NS	NS	NS	NS	NS	NS	NS
Pesticides-SPLP																			
Chlordane	ug/l	NE	NE	**3**	NE	NS	NS	NS	NS	NS	NS	NS	NS	NS	NS	NS	NS	NS	NS
Herbicides																			
Total Herbicides	ug/kg	NE	NE	NE	NE	NS	NS	NS	NS	NS	NS	NS	NS	NS	NS	NS	NS	NS	NS

Notes:
This is a summary table. Only detected analytes are shown.
<0.010 = Not detected above the laboratory reporting limit
Bold = Detected above reporting limit
Yellow highlighted cells exceed the 2013 GA PMC
Green highlighted cells exceed the 2013 GB PMC
Blue highlighted cells exceed the 2013 RES DEC
RES DEC = Residential Direct Exposure Criteria
GA PMC = Pollutant Mobility Criteria for GA classified groundwater areas
GB PMC = Pollutant Mobility Criteria for GB classified groundwater areas
GWPC = Groundwater Protection Criteria
Italicized criteria indicate that criteria value is from CTDEEP Recommended Criteria Values for Common Additional Polluting Substances and Alternative Criteria Requests (September 2018)
NE = Criteria has not been established
NS = Not sampled for this constituent
ug/kg = micrograms per kilogram
ug/l = micrograms per liter
mg/kg = milligrams per kilogram
U = The analyte was not detected above the detection limit
J+ = Result may be biased high
J-= Result may be biased low
J = Result is considered estimated
UJ = The analyte was not detected at a level greater than or equal to the adjusted DL. However, the reported adjusted DL is approximate and may be inaccurate or imprecise.

Table 2
AOC 1 Non-PCB Soil Analytical Data
EC Application

Greenwich High School
10 Hillside Road
Greenwich, CT

Location ID Depth Interval Sample ID Sample Date SDG	Unit	2013 GA PMC	2013 GB PMC	GWPC x 10	2013 RES DEC	AI19-SB200 8 - 9 ft AI19-SB200(8-9)-1 10/2/2011 SB36674	AI20-SB299 2 - 2.5 ft -SB299(2-2.5)-0216 2/16/2012 SB44035	AI20-SB299 3 - 4 ft 0-SB299(3-4)-02161 2/16/2012 SB44035	AI21-SB211 0 - 0.5 ft AI-21-SB211(0-0.5) 10/9/2011 SB37166	AI21-SB211 14 - 15 ft AI-21-SB211(14-15) 10/9/2011 SB37166	AI21-SB211 4 - 5.5 ft AI-21-SB211(4.5-5) 10/9/2011 SB37166	AI21-SB211 6 - 8 ft AI-21-SB211(6-8) 10/9/2011 SB37166	AI21-SB211 6 - 8 ft I-21-SB211(6-8) DU 10/9/2011 SB37166	AI22-SB205 0 - 1 ft AI22-SB205(0-1)-1 10/2/2011 SB36674	AI22-SB205 15 - 16 ft AI22-SB205(15-16)-1 10/2/2011 SB36674	AI22-SB205 2 - 3 ft AI22-SB205(2-3)-1 10/2/2011 SB36674	AI22-SB205 6 - 7 ft AI22-SB205(6-7)-1 10/2/2011 SB36674	AI22-SB205 9 - 10 ft AI22-SB205(9-10)-1 10/2/2011 SB36674	AI9-SS95 0 - 0.5 ft AI9-SS95-080411 8/4/2011 SB32875
CTETPH																			
Aliphatic Hydrocarbons (ETPH) C9-C36	mg/kg	**500**	**2500**	NE	**500**	< 29.8 U	**571**	NS	NS	**930**	**757**	NS	NS	NS	NS	NS	NS	NS	NS
Total Petroleum Hydrocarbons	mg/kg	**500**	**2500**	NE	**500**	< 29.8 U	**571**	NS	NS	NS	NS	NS	NS	NS	NS	NS	NS	NS	NS
Unidentified	mg/kg	NE	NE	NE	NE	< 29.8 U	**571**	NS	NS	**930**	**757**	NS	NS	NS	NS	NS	NS	NS	NS
CTETPH-SPLP																			
Aliphatic Hydrocarbons (ETPH) C9-C36	mg/l	NE	NE	2.5	NE	NS	NS	NS	NS	NS	NS	NS	NS	NS	NS	NS	NS	NS	NS
Total Petroleum Hydrocarbons	mg/l	NE	NE	NE	NE	NS	NS	NS	NS	NS	NS	NS	NS	NS	NS	NS	NS	NS	NS
Unidentified	mg/l	NE	NE	NE	NE	NS	NS	NS	NS	NS	NS	NS	NS	NS	NS	NS	NS	NS	NS
VOCs																			
1,1,1-Trichloroethane	ug/kg	4000	40000	NE	500000	NS	< 5.1 U	NS	NS	NS	NS	NS	NS	NS	NS	NS	NS	NS	NS
1,1-Dichloroethane	ug/kg	**1400**	14000	NE	500000	NS	< 5.1 U	NS	NS	NS	NS	NS	NS	NS	NS	NS	NS	NS	NS
1,2,4-Trichlorobenzene	ug/kg	NE	NE	NE	21000	NS	< 5.1 U	NS	NS	NS	NS	NS	NS	NS	NS	NS	NS	NS	NS
1,2,4-Trimethylbenzene	ug/kg	NE	NE	NE	500000	NS	< 5.1 U	NS	NS	NS	NS	NS	NS	NS	NS	NS	NS	NS	NS
1,2-Dichlorobenzene	ug/kg	3100	3100	NE	500000	NS	< 5.1 U	NS	NS	NS	NS	NS	NS	NS	NS	NS	NS	NS	NS
1,2-Dichloroethane	ug/kg	**20**	200	NE	6700	NS	< 5.1 U	NS	NS	NS	NS	NS	NS	NS	NS	NS	NS	NS	NS
1,3,5-Trimethylbenzene	ug/kg	NE	NE	NE	500000	NS	< 5.1 U	NS	NS	NS	NS	NS	NS	NS	NS	NS	NS	NS	NS
1,3-Dichlorobenzene	ug/kg	12000	120000	NE	500000	NS	< 5.1 U	NS	NS	NS	NS	NS	NS	NS	NS	NS	NS	NS	NS
1,4-Dichlorobenzene	ug/kg	1500	15000	NE	26000	NS	< 5.1 U	NS	NS	NS	NS	NS	NS	NS	NS	NS	NS	NS	NS
2-Butanone (MEK)	ug/kg	8000	80000	NE	500000	NS	< 51.1 U	NS	NS	NS	NS	NS	NS	NS	NS	NS	NS	NS	NS
Acetone	ug/kg	14000	140000	NE	500000	NS	**110**	NS	NS	NS	NS	NS	NS	NS	NS	NS	NS	NS	NS
Benzene	ug/kg	**20**	**200**	NE	21000	NS	< 5.1 U	NS	NS	NS	NS	NS	NS	NS	NS	NS	NS	NS	NS
Chlorobenzene	ug/kg	2000	20000	NE	500000	NS	< 5.1 U	NS	NS	NS	NS	NS	NS	NS	NS	NS	NS	NS	NS
Chloroethane	ug/kg	NE	NE	NE	130000	NS	< 10.2 U	NS	NS	NS	NS	NS	NS	NS	NS	NS	NS	NS	NS
cis-1,2-Dichloroethylene	ug/kg	**1400**	**14000**	NE	500000	NS	< 5.1 U	NS	NS	NS	NS	NS	NS	NS	NS	NS	NS	NS	NS
Ethyl ether	ug/kg	NE	NE	NE	NE	NS	< 5.1 U	NS	NS	NS	NS	NS	NS	NS	NS	NS	NS	NS	NS
Ethylbenzene	ug/kg	**10100**	**10100**	NE	500000	NS	< 5.1 U	NS	NS	NS	NS	NS	NS	NS	NS	NS	NS	NS	NS
Isopropylbenzene	ug/kg	NE	NE	NE	500000	NS	< 5.1 U	NS	NS	NS	NS	NS	NS	NS	NS	NS	NS	NS	NS
m,p-Xylenes	ug/kg	NE	**19500**	NE	NE	NS	< 10.2 U	NS	NS	NS	NS	NS	NS	NS	NS	NS	NS	NS	NS
Methyl Isobutyl Ketone	ug/kg	7000	14000	NE	500000	NS	< 51.1 U	NS	NS	NS	NS	NS	NS	NS	NS	NS	NS	NS	NS
Naphthalene	ug/kg	**5600**	56000	NE	1000000	NS	< 5.1 UJ	NS	NS	NS	NS	NS	NS	NS	NS	NS	NS	NS	NS
n-Butylbenzene	ug/kg	NE	NE	NE	500000	NS	< 5.1 U	NS	NS	NS	NS	NS	NS	NS	NS	NS	NS	NS	NS
n-Propylbenzene	ug/kg	NE	NE	NE	500000	NS	< 5.1 U	NS	NS	NS	NS	NS	NS	NS	NS	NS	NS	NS	NS
o-Xylene	ug/kg	NE	**19500**	NE	NE	NS	< 5.1 U	NS	NS	NS	NS	NS	NS	NS	NS	NS	NS	NS	NS
p-Isopropyltoluene	ug/kg	NE	NE	NE	500000	NS	< 5.1 U	NS	NS	NS	NS	NS	NS	NS	NS	NS	NS	NS	NS
sec-Butylbenzene	ug/kg	NE	NE	NE	500000	NS	< 5.1 U	NS	NS	NS	NS	NS	NS	NS	NS	NS	NS	NS	NS
Styrene	ug/kg	2000	20000	NE	500000	NS	< 5.1 U	NS	NS	NS	NS	NS	NS	NS	NS	NS	NS	NS	NS
tert-butylbenzene	ug/kg	NE	NE	NE	500000	NS	< 5.1 U	NS	NS	NS	NS	NS	NS	NS	NS	NS	NS	NS	NS
Tetrachloroethylene	ug/kg	**100**	1000	NE	12000	NS	< 5.1 U	NS	NS	NS	NS	NS	NS	NS	NS	NS	NS	NS	NS
Toluene	ug/kg	20000	67000	NE	500000	NS	< 5.1 U	NS	NS	NS	NS	NS	NS	NS	NS	NS	NS	NS	NS
Total Xylenes	ug/kg	**19500**	**19500**	NE	NE	NS	< 10.2 U	NS	NS	NS	NS	NS	NS	NS	NS	NS	NS	NS	NS
trans-1,2-Dichloroethylene	ug/kg	**2000**	20000	NE	500000	NS	< 5.1 U	NS	NS	NS	NS	NS	NS	NS	NS	NS	NS	NS	NS
Trichloroethene	ug/kg	**100**	**1000**	NE	56000	NS	< 5.1 U	NS	NS	NS	NS	NS	NS	NS	NS	NS	NS	NS	NS
Vinyl chloride	ug/kg	**40**	**400**	NE	**320**	NS	< 5.1 U	NS	NS	NS	NS	NS	NS	NS	NS	NS	NS	NS	NS
VOCs-SPLP																			
Total VOC-SPLP	ug/l	NE	NE	NE	NE	NS	NS	NS	NS	NS	NS	NS	NS	NS	NS	NS	NS	NS	NS
SVOC-SIMs																			
Benzo(a)pyrene	ug/kg	1000	1000	NE	1000	NS	NS	NS	NS	NS	NS	NS	NS	NS	NS	NS	NS	NS	NS
Benzo(b)fluoranthene	ug/kg	1000	1000	NE	1000	NS	NS	NS	NS	NS	NS	NS	NS	NS	NS	NS	NS	NS	NS
Fluoranthene	ug/kg	5600	56000	NE	1000000	NS	NS	NS	NS	NS	NS	NS	NS	NS	NS	NS	NS	NS	NS
Pyrene	ug/kg	4000	40000	NE	1000000	NS	NS	NS	NS	NS	NS	NS	NS	NS	NS	NS	NS	NS	NS
SVOCs																			
1-Methylnaphthalene	ug/kg	*200*	*1000*	NE	*21000*	NS	< 690 U	NS	NS	NS	NS	NS	NS	NS	NS	< 184 U	NS	< 178 U	NS
2-Methylnaphthalene	ug/kg	*560*	*5600*	NE	*270000*	NS	< 690 U	NS	NS	NS	NS	NS	NS	NS	NS	< 184 U	NS	< 178 U	NS
Acenaphthene	ug/kg	*8400*	*84000*	NE	*1000000*	NS	< 690 U	NS	NS	NS	NS	NS	NS	NS	NS	< 184 U	NS	< 178 U	NS
Acenaphthylene	ug/kg	8400	84000	NE	1000000	NS	< 690 U	NS	NS	NS	NS	NS	NS	NS	NS	< 184 U	NS	< 178 U	NS
Anthracene	ug/kg	40000	400000	NE	1000000	NS	< 690 U	NS	NS	NS	NS	NS	NS	NS	NS	< 184 U	NS	< 178 U	NS
Benzo(a)anthracene	ug/kg	**1000**	**1000**	NE	**1000**	NS	< 690 U	NS	NS	NS	NS	NS	NS	NS	NS	< 184 U	NS	< 178 U	NS
Benzo(a)pyrene	ug/kg	**1000**	**1000**	NE	**1000**	NS	< 690 UJ	NS	NS	NS	NS	NS	NS	NS	NS	< 184 U	NS	< 178 U	NS
Benzo(b)fluoranthene	ug/kg	**1000**	**1000**	NE	**1000**	NS	< 690 UJ	NS	NS	NS	NS	NS	NS	NS	NS	< 184 U	NS	< 178 U	NS
Benzo(g,h,i)perylene	ug/kg	*1000*	*1000*	NE	*8400*	NS	< 690 UJ	NS	NS	NS	NS	NS	NS	NS	NS	< 184 U	NS	< 178 U	NS
Benzo(k)fluoranthene	ug/kg	**1000**	**1000**	NE	**8400**	NS	< 690 UJ	NS	NS	NS	NS	NS	NS	NS	NS	< 184 U	NS	< 178 U	NS
Bis(2-ethylhexyl)phthalate	ug/kg	**1000**	11000	NE	44000	NS	NS	NS	NS	NS	NS	NS	NS	NS	NS	NS	NS	NS	NS
Chrysene	ug/kg	*1000*	*1000*	NE	*84000*	NS	< 690 U	NS	NS	NS	NS	NS	NS	NS	NS	< 184 U	NS	< 178 U	NS
Dibenzo(a,h)anthracene	ug/kg	*1000*	*1000*	NE	***1000***	NS	< 690 UJ	NS	NS	NS	NS	NS	NS	NS	NS	< 184 U	NS	< 178 U	NS
Fluoranthene	ug/kg	**5600**	56000	NE	1000000	NS	< 690 U	NS	NS	NS	NS	NS	NS	NS	NS	< 184 U	NS	< 178 U	NS
Fluorene	ug/kg	**5600**	56000	NE	1000000	NS	< 690 U	NS	NS	NS	NS	NS	NS	NS	NS	< 184 U	NS	< 178 U	NS
Indeno(1,2,3-cd)pyrene	ug/kg	*1000*	*1000*	NE	***1000***	NS	< 690 UJ	NS	NS	NS	NS	NS	NS	NS	NS	< 184 U	NS	< 178 U	NS
Naphthalene	ug/kg	**5600**	56000	NE	1000000	NS	< 690 UJ	NS	NS	NS	NS	NS	NS	NS	NS	< 184 U	NS	< 178 U	NS
Phenanthrene	ug/kg	**4000**	40000	NE	1000000	NS	< 690 U	NS	NS	NS	NS	NS	NS	NS	NS	< 184 U	NS	< 178 U	NS
Pyrene	ug/kg	**4000**	40000	NE	1000000	NS	< 690 U	NS	NS	NS	NS	NS	NS	NS	NS	< 184 U	NS	< 178 U	NS
SVOCs-SPLP																			
1-Methylnaphthalene	ug/l	NE	NE	*50*	NE	NS	NS	NS	NS	NS	NS	NS	NS	NS	NS	NS	NS	NS	NS
2-Methylnaphthalene	ug/l	NE	NE	*280*	NE	NS	NS	NS	NS	NS	NS	NS	NS	NS	NS	NS	NS	NS	NS
Acenaphthene	ug/l	NE	NE	*4200*	NE	NS	NS	NS	NS	NS	NS	NS	NS	NS	NS	NS	NS	NS	NS
Anthracene	ug/l	NE	NE	20000	NE	NS	NS	NS	NS	NS	NS	NS	NS	NS	NS	NS	NS	NS	NS
Benzo(a)anthracene	ug/l	NE	NE	0.6	NE	NS	NS	NS	NS	NS	NS	NS	NS	NS	NS	NS	NS	NS	NS
Fluoranthene	ug/l	NE	NE	2800	NE	NS	NS	NS	NS	NS	NS	NS	NS	NS	NS	NS	NS	NS	NS
Fluorene	ug/l	NE	NE	2800	NE	NS	NS	NS	NS	NS	NS	NS	NS	NS	NS	NS	NS	NS	NS
Naphthalene	ug/l	NE	NE	2800	NE	NS	NS	NS	NS	NS	NS	NS	NS	NS	NS	NS	NS	NS	NS
Phenanthrene	ug/l	NE	NE	2000	NE	NS	NS	NS	NS	NS	NS	NS	NS	NS	NS	NS	NS	NS	NS
Pyrene	ug/l	NE	NE	2000	NE	NS	NS	NS	NS	NS	NS	NS	NS	NS	NS	NS	NS	NS	NS

Table 2
AOC 1 Non-PCB Soil Analytical Data
EC Application

Greenwich High School
10 Hillside Road
Greenwich, CT

Location ID						AI19-SB200	AI20-SB299	AI20-SB299	AI21-SB211	AI21-SB211	AI21-SB211	AI21-SB211	AI21-SB211	AI22-SB205	AI22-SB205	AI22-SB205	AI22-SB205	AI22-SB205	AI9-SS95
Depth Interval						8 - 9 ft	2 - 2.5 ft	3 - 4 ft	0 - 0.5 ft	14 - 15 ft	4 - 5.5 ft	6 - 8 ft	6 - 8 ft	0 - 1 ft	15 - 16 ft	2 - 3 ft	6 - 7 ft	9 - 10 ft	0 - 0.5 ft
Sample ID	Unit	2013 GA PMC	2013 GB PMC	GWPC x 10	2013 RES DEC	AI19-SB200(8-9)-1	-SB299(2-2.5)-0216	0-SB299(3-4)-02161	AI-21-SB211(0-0.5)	AI-21-SB211(14-15)	AI-21-SB211(4.5-5)	AI-21-SB211(6-8)	I-21-SB211(6-8) DU	AI22-SB205(0-1)-1	AI22-SB205(15-16)-1	AI22-SB205(2-3)-1	AI22-SB205(6-7)-1	AI22-SB205(9-10)-1	AI9-SS95-080411
Sample Date						10/2/2011	2/16/2012	2/16/2012	10/9/2011	10/9/2011	10/9/2011	10/9/2011	10/9/2011	10/2/2011	10/2/2011	10/2/2011	10/2/2011	10/2/2011	8/4/2011
SDG						SB36674	SB44035	SB44035	SB37166	SB37166	SB37166	SB37166	SB37166	SB36674	SB36674	SB36674	SB36674	SB36674	SB32875
Metals																			
Antimony	mg/kg	NE	NE	NE	**27**	< 5.24 UJ	< 5.13 UJ	< 4.97 UJ	NS	NS	NS	NS	NS	NS	NS	< 4.86 UJ	< 7.01 UJ	NS	NS
Arsenic	mg/kg	NE	NE	NE	**10**	**4.40**	**4.39**	**3.98**	NS	NS	NS	NS	NS	NS	NS	**4.25**	**2.44**	NS	NS
Barium	mg/kg	NE	NE	NE	4700	**244**	**194 J+**	**225 J+**	NS	NS	NS	NS	NS	NS	NS	**96.7**	**166**	NS	NS
Beryllium	mg/kg	NE	NE	NE	**2**	**0.666**	**1.12**	**0.880**	NS	NS	NS	NS	NS	NS	NS	**0.656**	**1.26**	NS	NS
Cadmium	mg/kg	NE	NE	NE	**34**	< 0.524 U	< 0.513 U	**0.557**	NS	NS	NS	NS	NS	NS	NS	< 0.486 U	< 0.701 U	NS	NS
Chromium	mg/kg	NE	NE	NE	NE	**37.3**	**30.8**	**55.1**	NS	NS	NS	NS	NS	NS	NS	**25.8**	**19.2**	NS	NS
Copper	mg/kg	NE	NE	NE	**2500**	**13.9**	**20.3**	**18.9**	NS	NS	NS	NS	NS	NS	NS	**15.8**	**8.42**	NS	NS
Lead	mg/kg	NE	NE	NE	**400**	**33.5**	**23.5**	**35.3**	NS	NS	NS	NS	NS	NS	NS	**27.9**	**56.7**	NS	NS
Mercury	mg/kg	NE	NE	NE	20	< 0.0299 U	< 0.0313 U	**0.0573**	NS	NS	NS	NS	NS	NS	NS	**0.0393 J+**	**0.0586 J+**	NS	NS
Nickel	mg/kg	NE	NE	NE	**1400**	**15.0**	**13.2**	**20.6**	NS	NS	NS	NS	NS	NS	NS	**14.3**	**11.3**	NS	NS
Selenium	mg/kg	NE	NE	NE	340	< 1.57 U	< 1.54 U	< 1.49 U	NS	NS	NS	NS	NS	NS	NS	< 1.46 U	< 2.10 U	NS	NS
Silver	mg/kg	NE	NE	NE	340	< 1.57 U	< 1.54 U	**1.57**	NS	NS	NS	NS	NS	NS	NS	< 1.46 U	< 2.10 U	NS	NS
Thallium	mg/kg	NE	NE	NE	**5.4**	< 3.15 U	< 3.08 U	< 2.98 U	NS	NS	NS	NS	NS	NS	NS	< 2.91 U	< 4.21 U	NS	NS
Vanadium	mg/kg	NE	NE	NE	**470**	**30.7**	**34.0**	**45.4**	NS	NS	NS	NS	NS	NS	NS	**27.2**	**17.8**	NS	NS
Zinc	mg/kg	NE	NE	NE	**20000**	**57.6**	**61.0**	**59.4**	NS	NS	NS	NS	NS	NS	NS	**40.4**	**12.6**	NS	NS
Metals-SPLP																			
Antimony	ug/l	**6**	60	NE	NE	NS	NS	NS	NS	NS	NS	NS	NS	NS	NS	NS	NS	NS	NS
Arsenic	ug/l	50	500	NE	NE	NS	NS	NS	NS	NS	NS	NS	NS	NS	NS	NS	NS	NS	NS
Barium	ug/l	1000	10000	NE	NE	NS	NS	NS	NS	NS	NS	NS	NS	NS	NS	NS	NS	NS	NS
Cadmium	ug/l	**5**	**50**	NE	NE	NS	NS	NS	NS	NS	NS	NS	NS	NS	NS	NS	NS	NS	NS
Chromium	ug/l	50	500	NE	NE	NS	NS	NS	NS	NS	NS	NS	NS	NS	NS	NS	NS	NS	NS
Copper	ug/l	1300	13000	NE	NE	NS	NS	NS	NS	NS	NS	NS	NS	NS	NS	NS	NS	NS	NS
Lead	ug/l	**15**	**150**	NE	NE	NS	NS	NS	NS	NS	NS	NS	NS	NS	NS	NS	NS	NS	NS
Nickel	ug/l	100	1000	NE	NE	NS	NS	NS	NS	NS	NS	NS	NS	NS	NS	NS	NS	NS	NS
Vanadium	ug/l	50	500	NE	NE	NS	NS	NS	NS	NS	NS	NS	NS	NS	NS	NS	NS	NS	NS
Zinc	ug/l	5000	50000	NE	NE	NS	NS	NS	NS	NS	NS	NS	NS	NS	NS	NS	NS	NS	NS
Cyanide																			
Cyanide	mg/kg	NE	NE	NE	1400	NS	NS	NS	NS	NS	NS	NS	NS	NS	NS	NS	NS	NS	NS
PCBs																			
Aroclor 1242	ug/kg	NE	NE	NE	NE	< 22.5 U	< 210 U	< 21.3 U	< 21.8 U	< 62.6 U	< 26.2 U	< 21.4 U	< 21.0 U	< 10.6 U	< 21.3 U	NS	< 31.2 U	< 21.6 U	< 22.9 U
Aroclor 1248	ug/kg	NE	NE	NE	NE	< 22.5 U	< 210 U	**210**	< 21.8 U	< 62.6 U	**5160**	< 21.4 U	< 21.0 U	< 10.6 U	< 21.3 U	NS	< 31.2 U	< 21.6 U	**654**
Aroclor 1254	ug/kg	NE	NE	NE	NE	< 22.5 U	< 210 U	< 21.3 U	< 21.8 U	< 62.6 U	< 26.2 U	< 21.4 U	< 21.0 U	< 10.6 U	< 21.3 U	NS	< 31.2 U	< 21.6 U	< 22.9 U
Aroclor 1260	ug/kg	NE	NE	NE	NE	< 22.5 U	< 210 U	< 21.3 U	< 21.8 U	< 62.6 U	**464**	< 21.4 U	< 21.0 U	< 10.6 U	< 21.3 U	NS	< 31.2 U	< 21.6 U	< 22.9 U
Aroclor 1262	ug/kg	NE	NE	NE	NE	< 22.5 U	< 210 U	< 21.3 U	< 21.8 U	< 62.6 U	< 26.2 U	< 21.4 U	< 21.0 U	< 10.6 U	< 21.3 U	NS	< 31.2 U	< 21.6 U	< 22.9 U
Total PCB Aroclors	ug/kg	**NE**	NE	NE	**1000**	< 22.5 U	< 210 U	**210**	< 21.8 U	< 62.6 U	**5620**	< 21.4 U	< 21.0 U	< 10.6 U	< 21.3 U	NS	< 31.2 U	< 21.6 U	**654**
PCBs-SPLP																			
Aroclor 1242	ug/l	NE	NE	NE	NE	NS	NS	NS	NS	NS	NS	NS	NS	NS	NS	NS	NS	NS	NS
Aroclor 1248	ug/l	NE	NE	NE	NE	NS	NS	NS	NS	NS	NS	NS	NS	NS	NS	NS	NS	NS	NS
Aroclor 1260	ug/l	NE	NE	NE	NE	NS	NS	NS	NS	NS	NS	NS	NS	NS	NS	NS	NS	NS	NS
Total PCB Aroclors	ug/l	**0.5**	**5**	NE	NE	NS	NS	NS	NS	NS	NS	NS	NS	NS	NS	NS	NS	NS	NS
Pesticides																			
4,4-DDD (p,p)	ug/kg	NE	NE	NE	NE	NS	NS	NS	NS	NS	NS	NS	NS	< 8.46 U	NS	NS	NS	NS	NS
4,4-DDE (p,p)	ug/kg	NE	NE	NE	NE	NS	NS	NS	NS	NS	NS	NS	NS	< 5.29 U	NS	NS	NS	NS	NS
4,4-DDT (p,p)	ug/kg	NE	NE	NE	1800	NS	NS	NS	NS	NS	NS	NS	NS	< 8.46 U	NS	NS	NS	NS	NS
alpha-Chlordane	ug/kg	NE	NE	NE	NE	NS	NS	NS	NS	NS	NS	NS	NS	< 5.29 U	NS	NS	NS	NS	NS
Chlordane	ug/kg	NE	NE	NE	**490**	NS	NS	NS	NS	NS	NS	NS	NS	< 21.2 U	NS	NS	NS	NS	NS
Endrin	ug/kg	NE	NE	NE	20000	NS	NS	NS	NS	NS	NS	NS	NS	< 8.46 U	NS	NS	NS	NS	NS
gamma-Chlordane	ug/kg	NE	NE	NE	NE	NS	NS	NS	NS	NS	NS	NS	NS	< 5.29 U	NS	NS	NS	NS	NS
Methoxychlor	ug/kg	800	8000	NE	340000	NS	NS	NS	NS	NS	NS	NS	NS	< 8.46 U	NS	NS	NS	NS	NS
Total DDx	ug/kg	***3***	***20***	NE	1800	NS	NS	NS	NS	NS	NS	NS	NS	< 8.46	NS	NS	NS	NS	NS
Pesticides-SPLP																			
Chlordane	ug/l	NE	NE	**3**	NE	NS	NS	NS	NS	NS	NS	NS	NS	NS	NS	NS	NS	NS	NS
Herbicides																			
Total Herbicides	ug/kg	NE	NE	NE	NE	NS	NS	NS	NS	NS	NS	NS	NS	NS	NS	NS	NS	NS	NS

Notes:
This is a summary table. Only detected analytes are shown.
<0.010 = Not detected above the laboratory reporting limit
Bold = Detected above reporting limit
Yellow highlighted cells exceed the 2013 GA PMC
Green highlighted cells exceed the 2013 GB PMC
Blue highlighted cells exceed the 2013 RES DEC
RES DEC = Residential Direct Exposure Criteria
GA PMC = Pollutant Mobility Criteria for GA classified groundwater areas
GB PMC = Pollutant Mobility Criteria for GB classified groundwater areas
GWPC = Groundwater Protection Criteria
Italicized criteria indicate that criteria value is from CTDEEP Recommended Criteria Values for Common Additional Polluting Substances and Alternative Criteria Requests (September 2018)
NE = Criteria has not been established
NS = Not sampled for this constituent
ug/kg = micrograms per kilogram
ug/l = micrograms per liter
mg/kg = milligrams per kilogram
U = The analyte was not detected above the detection limit
J+ = Result may be biased high
J-= Result may be biased low
J = Result is considered estimated
UJ = The analyte was not detected at a level greater than or equal to the adjusted DL. However, the reported adjusted DL is approximate and may be inaccurate or imprecise.

Table 2
AOC 1 Non-PCB Soil Analytical Data
EC Application

Location ID						AI9-SS95	AJ13-SB432	AJ13-SB432	AJ13-SB432	AJ14-SB433	AJ15-SB257	AJ15-SB257	AJ15-SB257	AJ15-SB257	AJ16-SB103	AJ16-SB103	AJ16-SB103	AJ16-SB103	AJ16-SB103
Depth Interval						0 - 0.25 ft	11.5 - 12.5 ft	2 - 3 ft	5 - 6 ft	1 - 1.3 ft	0 - 1 ft	3 - 5 ft	3 - 5 ft	5 - 6 ft	1 - 2 ft	11 - 12 ft	2 - 3 ft	3 - 4 ft	5 - 6 ft
Sample ID	Unit	2013 GA PMC	2013 GB PMC	GWPC x 10	2013 RES DEC	AI9 SS95 0-3	SB432 (11.5-12.5) 07	3-SB432 (2-3) 0705	3-SB432 (5-6) 0705	1-SB433 (1-1.3) 0705	5-SB257 (0-1)-1227	5-SB257 (3-5)-1227	5-SB257 (3-5)-1227	5--SB257 (5-6)-1227	AJ16 SB103 1-2	AJ16 SB103 11-12	AJ16 SB103 2-3	AJ16 SB103 3-4	AJ16 SB103 5-6
Sample Date						8/11/2011	7/5/2012	7/5/2012	7/5/2012	7/5/2012	12/27/2011	12/27/2011	12/27/2011	12/27/2011	8/10/2011	8/10/2011	8/10/2011	8/10/2011	8/10/2011
SDG						SB33302	SB52304	SB52304	SB52304	SB52304	SB41712	SB41712	SB41712	SB41712	SB33308	SB33308	SB33308	SB33308	SB33308
CTETPH																			
Aliphatic Hydrocarbons (ETPH) C9-C36	mg/kg	**500**	**2500**	NE	**500**	NS	NS	NS	**284**	NS	NS	**1400**	**1480**	NS	**626**	NS	**6640 J**	**273**	NS
Total Petroleum Hydrocarbons	mg/kg	**500**	**2500**	NE	**500**	NS	NS	NS	**284**	NS	NS	**1400**	**1480**	NS	**626**	NS	**6640 J**	**273**	NS
Unidentified	mg/kg	NE	NE	NE	NE	NS	NS	NS	**284**	NS	NS	**1400**	**1480**	NS	**626**	NS	**6640 J**	**273**	NS
CTETPH-SPLP																			
Aliphatic Hydrocarbons (ETPH) C9-C36	mg/l	NE	NE	2.5	NE	NS	NS	NS	NS	NS	NS	NS	< 0.1 U	NS	NS	NS	NS	NS	NS
Total Petroleum Hydrocarbons	mg/l	NE	NE	NE	NE	NS	NS	NS	NS	NS	NS	NS	< 0.1 U	NS	NS	NS	NS	NS	NS
Unidentified	mg/l	NE	NE	NE	NE	NS	NS	NS	NS	NS	NS	NS	< 0.1 U	NS	NS	NS	NS	NS	NS
VOCs																			
1,1,1-Trichloroethane	ug/kg	4000	40000	NE	500000	NS	NS	NS	NS	NS	NS	< 71.0 U	< 113 U	NS	NS	NS	NS	NS	NS
1,1-Dichloroethane	ug/kg	**1400**	14000	NE	500000	NS	NS	NS	NS	NS	NS	< 71.0 U	< 113 U	NS	NS	NS	NS	NS	NS
1,2,4-Trichlorobenzene	ug/kg	NE	NE	NE	21000	NS	NS	NS	NS	NS	NS	< 71.0 U	< 113 U	NS	NS	NS	NS	NS	NS
1,2,4-Trimethylbenzene	ug/kg	NE	NE	NE	500000	NS	NS	NS	NS	NS	NS	**851**	**794**	NS	NS	NS	NS	NS	NS
1,2-Dichlorobenzene	ug/kg	3100	3100	NE	500000	NS	NS	NS	NS	NS	NS	**219**	**274**	NS	NS	NS	NS	NS	NS
1,2-Dichloroethane	ug/kg	**20**	200	NE	6700	NS	NS	NS	NS	NS	NS	< 71.0 U	< 113 U	NS	NS	NS	NS	NS	NS
1,3,5-Trimethylbenzene	ug/kg	NE	NE	NE	500000	NS	NS	NS	NS	NS	NS	**218**	**177**	NS	NS	NS	NS	NS	NS
1,3-Dichlorobenzene	ug/kg	12000	120000	NE	500000	NS	NS	NS	NS	NS	NS	< 71.0 U	< 113 U	NS	NS	NS	NS	NS	NS
1,4-Dichlorobenzene	ug/kg	1500	15000	NE	26000	NS	NS	NS	NS	NS	NS	< 71.0 U	< 113 U	NS	NS	NS	NS	NS	NS
2-Butanone (MEK)	ug/kg	8000	80000	NE	500000	NS	NS	NS	NS	NS	NS	< 710 U	< 1130 U	NS	NS	NS	NS	NS	NS
Acetone	ug/kg	14000	140000	NE	500000	NS	NS	NS	NS	NS	NS	< 710 U	< 1130 U	NS	NS	NS	NS	NS	NS
Benzene	ug/kg	**20**	**200**	NE	21000	NS	NS	NS	NS	NS	NS	< 71.0 U	< 113 U	NS	NS	NS	NS	NS	NS
Chlorobenzene	ug/kg	2000	20000	NE	500000	NS	NS	NS	NS	NS	NS	**154**	**228**	NS	NS	NS	NS	NS	NS
Chloroethane	ug/kg	NE	NE	NE	130000	NS	NS	NS	NS	NS	NS	< 142 U	< 226 U	NS	NS	NS	NS	NS	NS
cis-1,2-Dichloroethylene	ug/kg	**1400**	**14000**	NE	500000	NS	NS	NS	NS	NS	NS	**220**	**153**	NS	NS	NS	NS	NS	NS
Ethyl ether	ug/kg	NE	NE	NE	NE	NS	NS	NS	NS	NS	NS	< 71.0 U	< 113 U	NS	NS	NS	NS	NS	NS
Ethylbenzene	ug/kg	**10100**	**10100**	NE	500000	NS	NS	NS	NS	NS	NS	**398**	**530**	NS	NS	NS	NS	NS	NS
Isopropylbenzene	ug/kg	NE	NE	NE	500000	NS	NS	NS	NS	NS	NS	**201**	**203**	NS	NS	NS	NS	NS	NS
m,p-Xylenes	ug/kg	NE	**19500**	NE	NE	NS	NS	NS	NS	NS	NS	**758**	**1040**	NS	NS	NS	NS	NS	NS
Methyl Isobutyl Ketone	ug/kg	7000	14000	NE	500000	NS	NS	NS	NS	NS	NS	< 710 U	< 1130 U	NS	NS	NS	NS	NS	NS
Naphthalene	ug/kg	**5600**	56000	NE	1000000	NS	NS	NS	NS	NS	NS	**2330**	**10800**	NS	NS	NS	NS	NS	NS
n-Butylbenzene	ug/kg	NE	NE	NE	500000	NS	NS	NS	NS	NS	NS	**588**	**645**	NS	NS	NS	NS	NS	NS
n-Propylbenzene	ug/kg	NE	NE	NE	500000	NS	NS	NS	NS	NS	NS	**229**	**292**	NS	NS	NS	NS	NS	NS
o-Xylene	ug/kg	NE	**19500**	NE	NE	NS	NS	NS	NS	NS	NS	**121**	**155**	NS	NS	NS	NS	NS	NS
p-Isopropyltoluene	ug/kg	NE	NE	NE	500000	NS	NS	NS	NS	NS	NS	**470**	**385**	NS	NS	NS	NS	NS	NS
sec-Butylbenzene	ug/kg	NE	NE	NE	500000	NS	NS	NS	NS	NS	NS	**467**	**422**	NS	NS	NS	NS	NS	NS
Styrene	ug/kg	2000	20000	NE	500000	NS	NS	NS	NS	NS	NS	< 71.0 U	< 113 U	NS	NS	NS	NS	NS	NS
tert-butylbenzene	ug/kg	NE	NE	NE	500000	NS	NS	NS	NS	NS	NS	**84.5**	< 113 U	NS	NS	NS	NS	NS	NS
Tetrachloroethylene	ug/kg	**100**	1000	NE	12000	NS	NS	NS	NS	NS	NS	**78.9**	< 113 U	NS	NS	NS	NS	NS	NS
Toluene	ug/kg	20000	67000	NE	500000	NS	NS	NS	NS	NS	NS	**273**	**342**	NS	NS	NS	NS	NS	NS
Total Xylenes	ug/kg	**19500**	**19500**	NE	NE	NS	NS	NS	NS	NS	NS	**879**	**1200**	NS	NS	NS	NS	NS	NS
trans-1,2-Dichloroethylene	ug/kg	**2000**	20000	NE	500000	NS	NS	NS	NS	NS	NS	**386**	**348**	NS	NS	NS	NS	NS	NS
Trichloroethene	ug/kg	**100**	**1000**	NE	56000	NS	NS	NS	NS	NS	NS	**296**	**258**	NS	NS	NS	NS	NS	NS
Vinyl chloride	ug/kg	**40**	**400**	NE	**320**	NS	NS	NS	NS	NS	NS	< 71.0 UJ	< 113 UJ	NS	NS	NS	NS	NS	NS
VOCs-SPLP																			
Total VOC-SPLP	ug/l	NE	NE	NE	NE	NS	NS	NS	NS	NS	NS	NS	NS	NS	NS	NS	NS	NS	NS
SVOC-SIMs																			
Benzo(a)pyrene	ug/kg	1000	1000	NE	1000	NS	NS	NS	NS	NS	NS	NS	NS	NS	NS	NS	NS	NS	NS
Benzo(b)fluoranthene	ug/kg	1000	1000	NE	1000	NS	NS	NS	NS	NS	NS	NS	NS	NS	NS	NS	NS	NS	NS
Fluoranthene	ug/kg	5600	56000	NE	1000000	NS	NS	NS	NS	NS	NS	NS	NS	NS	NS	NS	NS	NS	NS
Pyrene	ug/kg	4000	40000	NE	1000000	NS	NS	NS	NS	NS	NS	NS	NS	NS	NS	NS	NS	NS	NS
SVOCs																			
1-Methylnaphthalene	ug/kg	*200*	*1000*	NE	*21000*	NS	NS	NS	< 1950 U	NS	NS	< 1850 U	< 2160 U	NS	NS	NS	**6080**	< 930 U	NS
2-Methylnaphthalene	ug/kg	*560*	*5600*	NE	*270000*	NS	NS	NS	< 1950 U	NS	NS	< 1850 U	< 2160 U	NS	NS	NS	**8050**	< 930 U	NS
Acenaphthene	ug/kg	*8400*	*84000*	NE	*1000000*	NS	NS	NS	< 1950 U	NS	NS	< 1850 U	< 2160 U	NS	NS	NS	**10700**	< 930 U	NS
Acenaphthylene	ug/kg	8400	84000	NE	1000000	NS	NS	NS	< 1950 U	NS	NS	< 1850 UJ	< 2160 UJ	NS	NS	NS	< 3980 U	< 930 U	NS
Anthracene	ug/kg	40000	400000	NE	1000000	NS	NS	NS	< 1950 U	NS	NS	< 1850 U	< 2160 U	NS	NS	NS	**5810**	< 930 U	NS
Benzo(a)anthracene	ug/kg	**1000**	**1000**	NE	**1000**	NS	NS	NS	< 1950 U	NS	NS	< 1850 U	**2170**	NS	NS	NS	**16400**	< 930 U	NS
Benzo(a)pyrene	ug/kg	**1000**	**1000**	NE	**1000**	NS	NS	NS	< 1950 U	NS	NS	< 1850 U	< 2160 U	NS	NS	NS	**15200**	< 930 UJ	NS
Benzo(b)fluoranthene	ug/kg	**1000**	**1000**	NE	**1000**	NS	NS	NS	< 1950 U	NS	NS	< 1850 U	< 2160 U	NS	NS	NS	**14900**	< 930 UJ	NS
Benzo(g,h,i)perylene	ug/kg	*1000*	*1000*	NE	*8400*	NS	NS	NS	< 1950 U	NS	NS	< 1850 U	< 2160 U	NS	NS	NS	**5340**	< 930 UJ	NS
Benzo(k)fluoranthene	ug/kg	**1000**	**1000**	NE	**8400**	NS	NS	NS	< 1950 U	NS	NS	< 1850 UJ	< 2160 UJ	NS	NS	NS	**14700**	< 930 UJ	NS
Bis(2-ethylhexyl)phthalate	ug/kg	**1000**	11000	NE	44000	NS	NS	NS	NS	NS	NS	< 1850 U	< 2160 U	NS	NS	NS	NS	< 930 U	NS
Chrysene	ug/kg	*1000*	*1000*	NE	*84000*	NS	NS	NS	< 1950 U	NS	NS	< 1850 U	< 2160 U	NS	NS	NS	**16200**	< 930 U	NS
Dibenzo(a,h)anthracene	ug/kg	*1000*	*1000*	NE	***1000***	NS	NS	NS	< 1950 U	NS	NS	< 1850 U	< 2160 U	NS	NS	NS	< 3980 U	< 930 UJ	NS
Fluoranthene	ug/kg	**5600**	56000	NE	1000000	NS	NS	NS	< 1950 U	NS	NS	**2820 J**	**5040 J**	NS	NS	NS	**26500**	**950**	NS
Fluorene	ug/kg	**5600**	56000	NE	1000000	NS	NS	NS	< 1950 U	NS	NS	< 1850 UJ	< 2160 UJ	NS	NS	NS	**8680**	< 930 U	NS
Indeno(1,2,3-cd)pyrene	ug/kg	*1000*	*1000*	NE	***1000***	NS	NS	NS	< 1950 U	NS	NS	< 1850 U	< 2160 U	NS	NS	NS	**5790**	< 930 UJ	NS
Naphthalene	ug/kg	**5600**	56000	NE	1000000	NS	NS	NS	< 1950 U	NS	NS	**4700**	**5860**	NS	NS	NS	**17400**	< 930 U	NS
Phenanthrene	ug/kg	**4000**	40000	NE	1000000	NS	NS	NS	< 1950 U	NS	NS	**2970 J**	**5480 J**	NS	NS	NS	**25500**	< 930 U	NS
Pyrene	ug/kg	**4000**	40000	NE	1000000	NS	NS	NS	< 1950 U	NS	NS	**2930**	**4570**	NS	NS	NS	**30600**	**1090**	NS
SVOCs-SPLP																			
1-Methylnaphthalene	ug/l	NE	NE	*50*	NE	NS	NS	NS	NS	NS	NS	NS	**2.10 J**	NS	NS	NS	NS	NS	NS
2-Methylnaphthalene	ug/l	NE	NE	*280*	NE	NS	NS	NS	NS	NS	NS	NS	< 1.05 U	NS	NS	NS	NS	NS	NS
Acenaphthene	ug/l	NE	NE	*4200*	NE	NS	NS	NS	NS	NS	NS	NS	**2.83**	NS	NS	NS	NS	NS	NS
Anthracene	ug/l	NE	NE	20000	NE	NS	NS	NS	NS	NS	NS	NS	< 1.05 U	NS	NS	NS	NS	NS	NS
Benzo(a)anthracene	ug/l	NE	NE	0.6	NE	NS	NS	NS	NS	NS	NS	NS	**0.0579 J**	NS	NS	NS	NS	NS	NS
Fluoranthene	ug/l	NE	NE	2800	NE	NS	NS	NS	NS	NS	NS	NS	< 1.05 U	NS	NS	NS	NS	NS	NS
Fluorene	ug/l	NE	NE	2800	NE	NS	NS	NS	NS	NS	NS	NS	**1.69**	NS	NS	NS	NS	NS	NS
Naphthalene	ug/l	NE	NE	2800	NE	NS	NS	NS	NS	NS	NS	NS	< 1.05 U	NS	NS	NS	NS	NS	NS
Phenanthrene	ug/l	NE	NE	2000	NE	NS	NS	NS	NS	NS	NS	NS	**1.87 J**	NS	NS	NS	NS	NS	NS
Pyrene	ug/l	NE	NE	2000	NE	NS	NS	NS	NS	NS	NS	NS	< 1.05 U	NS	NS	NS	NS	NS	NS

Table 2
AOC 1 Non-PCB Soil Analytical Data
EC Application

Location ID						AI9-SS95	AJ13-SB432	AJ13-SB432	AJ13-SB432	AJ14-SB433	AJ15-SB257	AJ15-SB257	AJ15-SB257	AJ15-SB257	AJ16-SB103	AJ16-SB103	AJ16-SB103	AJ16-SB103	AJ16-SB103
Depth Interval						0 - 0.25 ft	11.5 - 12.5 ft	2 - 3 ft	5 - 6 ft	1 - 1.3 ft	0 - 1 ft	3 - 5 ft	3 - 5 ft	5 - 6 ft	1 - 2 ft	11 - 12 ft	2 - 3 ft	3 - 4 ft	5 - 6 ft
Sample ID	Unit	2013 GA PMC	2013 GB PMC	GWPC x 10	2013 RES DEC	AI9 SS95 0-3	B432 (11.5-12.5) 07	3-SB432 (2-3) 0705	3-SB432 (5-6) 0705	1-SB433 (1-1.3) 0705	5-SB257 (0-1)-1227	5-SB257 (3-5)-1227	5-SB257 (3-5)-1227	5--SB257 (5-6)-1227	AJ16 SB103 1-2	AJ16 SB103 11-12	AJ16 SB103 2-3	AJ16 SB103 3-4	AJ16 SB103 5-6
Sample Date						8/11/2011	7/5/2012	7/5/2012	7/5/2012	7/5/2012	12/27/2011	12/27/2011	12/27/2011	12/27/2011	8/10/2011	8/10/2011	8/10/2011	8/10/2011	8/10/2011
SDG						SB33302	SB52304	SB52304	SB52304	SB52304	SB41712	SB41712	SB41712	SB41712	SB33308	SB33308	SB33308	SB33308	SB33308
Metals																			
Antimony	mg/kg	NE	NE	NE	**27**	NS	< 5.75 UJ	< 5.22 UJ	< 5.26 UJ	< 5.37 UJ	NS	< 5.39 UJ	< 5.77 UJ	< 5.37 UJ	NS	NS	< 5.89 U	< 5.01 U	NS
Arsenic	mg/kg	NE	NE	NE	**10**	**6.44**	< 1.72 U	**7.18**	**5.03**	**3.62**	NS	**11.8 J**	**40.1 J**	**12.3 J**	NS	NS	**12.2**	**12.9**	NS
Barium	mg/kg	NE	NE	NE	4700	NS	**29.4**	**112**	**187**	**191**	NS	**145 J**	**351 J**	**123 J**	NS	NS	NS	NS	NS
Beryllium	mg/kg	NE	NE	NE	**2**	NS	< 0.575 U	**1.32**	**0.540**	< 0.537 U	NS	< 0.539 U	< 0.577 U	< 0.537 U	NS	NS	< 0.589 U	**0.571**	NS
Cadmium	mg/kg	NE	NE	NE	**34**	**0.806**	< 0.575 U	**0.767**	**0.860**	< 0.537 U	NS	**3.80 J**	**8.21 J**	**1.63 J**	NS	NS	**7.29**	**2.82**	NS
Chromium	mg/kg	NE	NE	NE	NE	**27.8**	**7.43 J-**	**38.6 J-**	**46.4 J-**	**57.2 J-**	NS	**56.0 J**	**174 J**	**29.0 J**	NS	NS	**283**	**46.0**	NS
Copper	mg/kg	NE	NE	NE	**2500**	NS	**6.17 J**	**25.1 J**	**69.6 J**	**21.0 J**	NS	**271 J**	**296 J**	**46.7 J**	NS	NS	**279**	**143**	NS
Lead	mg/kg	NE	NE	NE	**400**	**67.0**	**1.82**	**34.1**	**141**	**19.0**	NS	**264 J**	**849 J**	**302 J**	NS	NS	**749**	**275**	NS
Mercury	mg/kg	NE	NE	NE	20	**0.177**	< 0.0317 UJ	**0.0530 J**	**0.179 J**	**0.0920 J**	NS	**0.436 J+**	**0.486 J+**	**0.199 J+**	NS	NS	**0.774**	**0.312**	NS
Nickel	mg/kg	NE	NE	NE	**1400**	NS	**11.4 J**	**25.3 J**	**24.7 J**	**23.7 J**	NS	**56.1 J**	**95.0 J**	**21.3 J**	NS	NS	**138**	**49.4**	NS
Selenium	mg/kg	NE	NE	NE	340	NS	< 1.72 U	< 1.56 U	< 1.58 U	< 1.61 U	NS	< 1.62 U	< 1.73 U	< 1.61 U	NS	NS	< 2.06 U	< 1.75 U	NS
Silver	mg/kg	NE	NE	NE	340	NS	< 1.72 U	< 1.56 U	**74.4**	< 1.61 U	NS	< 1.62 UJ	**2.16 J**	< 1.61 UJ	NS	NS	**2.42**	**2.85**	NS
Thallium	mg/kg	NE	NE	NE	**5.4**	NS	< 3.45 U	< 3.13 U	< 3.16 U	< 3.22 U	NS	< 3.82 U	< 8.65 U	< 3.22 U	NS	NS	< 6.48 U	< 5.51 U	NS
Vanadium	mg/kg	NE	NE	NE	**470**	NS	**8.30 J**	**75.5 J**	**45.1 J**	**49.5 J**	NS	**160 J**	**216 J**	**26.7 J**	NS	NS	NS	NS	NS
Zinc	mg/kg	NE	NE	NE	**20000**	NS	**10.9 J**	**58.8 J**	**165 J**	**55.2 J**	NS	**7000 J**	**1090 J**	**238 J**	NS	NS	**1490**	**599**	NS
Metals-SPLP																			
Antimony	ug/l	**6**	60	NE	NE	NS	NS	NS	NS	NS	NS	NS	NS	NS	NS	NS	NS	NS	NS
Arsenic	ug/l	50	500	NE	NE	NS	NS	NS	NS	NS	NS	NS	< 4.0 U	NS	NS	NS	NS	NS	NS
Barium	ug/l	1000	10000	NE	NE	NS	NS	NS	NS	NS	NS	NS	**17.8**	NS	NS	NS	NS	NS	NS
Cadmium	ug/l	**5**	**50**	NE	NE	NS	NS	NS	NS	NS	NS	NS	< 2.5 U	NS	NS	NS	NS	NS	NS
Chromium	ug/l	50	500	NE	NE	NS	NS	NS	NS	NS	NS	NS	< 5.0 U	NS	NS	NS	NS	NS	NS
Copper	ug/l	1300	13000	NE	NE	NS	NS	NS	NS	NS	NS	NS	**6.6**	NS	NS	NS	NS	NS	NS
Lead	ug/l	**15**	**150**	NE	NE	NS	NS	NS	**996**	NS	NS	NS	**16.4**	NS	NS	NS	NS	NS	NS
Nickel	ug/l	100	1000	NE	NE	NS	NS	NS	NS	NS	NS	NS	< 5.0 U	NS	NS	NS	NS	NS	NS
Vanadium	ug/l	50	500	NE	NE	NS	NS	NS	NS	NS	NS	NS	**9.4**	NS	NS	NS	NS	NS	NS
Zinc	ug/l	5000	50000	NE	NE	NS	NS	NS	NS	NS	NS	NS	< 46.0 U	NS	NS	NS	NS	NS	NS
Cyanide																			
Cyanide	mg/kg	NE	NE	NE	1400	NS	NS	NS	NS	NS	NS	**1.07 J**	**3.19 J**	NS	NS	NS	NS	NS	NS
PCBs																			
Aroclor 1242	ug/kg	NE	NE	NE	NE	< 23.8 U	< 23.0 U	< 23.1 U	< 23.2 U	< 21.8 U	NS	**673000**	**683000**	**89000**	< 22.0 U	< 35.1 U	< 23.3 U	< 22.6 U	< 23.5 U
Aroclor 1248	ug/kg	NE	NE	NE	NE	**6930**	**119**	**19500**	**387000**	**895**	NS	< 22.5 U	< 25.8 U	< 23.9 U	**182000**	< 35.1 U	**1730000**	**62600**	**90800**
Aroclor 1254	ug/kg	NE	NE	NE	NE	< 23.8 U	< 23.0 U	< 23.1 U	< 23.2 U	< 21.8 U	NS	< 22.5 U	< 25.8 U	< 23.9 U	< 22.0 U	< 35.1 U	< 23.3 U	< 22.6 U	< 23.5 U
Aroclor 1260	ug/kg	NE	NE	NE	NE	**181**	< 23.0 U	< 23.1 U	< 23.2 U	< 21.8 U	NS	**5190 J**	**8240**	**869**	**2770**	< 35.1 U	< 46600 U	**592**	**1110**
Aroclor 1262	ug/kg	NE	NE	NE	NE	< 23.8 U	< 23.0 U	< 23.1 U	< 23.2 U	< 21.8 U	NS	< 22.5 U	< 25.8 U	< 23.9 U	< 22.0 U	< 35.1 U	< 23.3 U	< 22.6 U	< 23.5 U
Total PCB Aroclors	ug/kg	**NE**	NE	NE	**1000**	**7111**	**119**	**19500**	**387000**	**895**	NS	**678190**	**691240**	**89869**	**184770**	< 35.1 U	**1730000**	**63192**	**91910**
PCBs-SPLP																			
Aroclor 1242	ug/l	NE	NE	NE	NE	NS	NS	NS	NS	NS	NS	NS	**65.7**	NS	NS	NS	NS	< 0.571 U	< 0.211 U
Aroclor 1248	ug/l	NE	NE	NE	NE	NS	NS	NS	NS	NS	NS	NS	< 0.211 U	NS	NS	NS	NS	**3.17**	**13.7**
Aroclor 1260	ug/l	NE	NE	NE	NE	NS	NS	NS	NS	NS	NS	NS	< 0.211 U	NS	NS	NS	NS	< 0.571 U	< 0.211 U
Total PCB Aroclors	ug/l	**0.5**	**5**	NE	NE	NS	NS	NS	NS	NS	NS	NS	**65.7**	NS	NS	NS	NS	**3.17**	**13.7**
Pesticides																			
4,4-DDD (p,p)	ug/kg	NE	NE	NE	NE	NS	NS	NS	NS	NS	< 9.19 U	NS	NS	NS	< 9.18 U	NS	NS	NS	NS
4,4-DDE (p,p)	ug/kg	NE	NE	NE	NE	NS	NS	NS	NS	NS	< 5.74 U	NS	NS	NS	< 5.73 U	NS	NS	NS	NS
4,4-DDT (p,p)	ug/kg	NE	NE	NE	1800	NS	NS	NS	NS	NS	< 9.19 U	NS	NS	NS	< 9.18 U	NS	NS	NS	NS
alpha-Chlordane	ug/kg	NE	NE	NE	NE	NS	NS	NS	NS	NS	< 5.74 U	NS	NS	NS	< 5.73 U	NS	NS	NS	NS
Chlordane	ug/kg	NE	NE	NE	**490**	NS	NS	NS	NS	NS	< 23.0 U	NS	NS	NS	< 22.9 U	NS	NS	NS	NS
Endrin	ug/kg	NE	NE	NE	20000	NS	NS	NS	NS	NS	< 9.19 UJ	NS	NS	NS	< 9.18 U	NS	NS	NS	NS
gamma-Chlordane	ug/kg	NE	NE	NE	NE	NS	NS	NS	NS	NS	< 5.74 U	NS	NS	NS	< 5.73 U	NS	NS	NS	NS
Methoxychlor	ug/kg	800	8000	NE	340000	NS	NS	NS	NS	NS	< 9.19 U	NS	NS	NS	< 9.18 U	NS	NS	NS	NS
Total DDx	ug/kg	***3***	***20***	NE	1800	NS	NS	NS	NS	NS	< 9.19	NS	NS	NS	< 9.18	NS	NS	NS	NS
Pesticides-SPLP																			
Chlordane	ug/l	NE	NE	**3**	NE	NS	NS	NS	NS	NS	NS	NS	NS	NS	NS	NS	NS	NS	NS
Herbicides																			
Total Herbicides	ug/kg	NE	NE	NE	NE	NS	NS	NS	NS	NS	NS	NS	NS	NS	NS	NS	NS	NS	NS

Notes:
This is a summary table. Only detected analytes are shown.
<0.010 = Not detected above the laboratory reporting limit
Bold = Detected above reporting limit
Yellow highlighted cells exceed the 2013 GA PMC
Green highlighted cells exceed the 2013 GB PMC
Blue highlighted cells exceed the 2013 RES DEC
RES DEC = Residential Direct Exposure Criteria
GA PMC = Pollutant Mobility Criteria for GA classified groundwater areas
GB PMC = Pollutant Mobility Criteria for GB classified groundwater areas
GWPC = Groundwater Protection Criteria
Italicized criteria indicate that criteria value is from CTDEEP Recommended Criteria Values for Common Additional Polluting Substances and Alternative Criteria Requests (September 2018)
NE = Criteria has not been established
NS = Not sampled for this constituent
ug/kg = micrograms per kilogram
ug/l = micrograms per liter
mg/kg = milligrams per kilogram
U = The analyte was not detected above the detection limit
J+ = Result may be biased high
J-= Result may be biased low
J = Result is considered estimated
UJ = The analyte was not detected at a level greater than or equal to the adjusted DL. However, the reported adjusted DL is approximate and may be inaccurate or imprecise.

Table 2
AOC 1 Non-PCB Soil Analytical Data
EC Application

Location ID						AJ16-SB103	AJ16-SB103	AJ17-SB350	AJ17-SB350	AJ17-SB350	AJ18-SB256	AJ18-SB256	AJ18-SB256	AJ19-SB298	AJ19-SB298	AJ19-SB298	AJ21-SB210	AJ21-SB210	AJ21-SB210
Depth Interval						6 - 7 ft	7 - 8 ft	12 - 13 ft	4 - 4.5 ft	5 - 6 ft	12 - 13 ft	4 - 5 ft	5 - 7 ft	3 - 5 ft	3 - 5 ft	9 - 10 ft	0 - 0.5 ft	0 - 4 ft	14 - 15 ft
Sample ID	Unit	2013 GA PMC	2013 GB PMC	GWPC x 10	2013 RES DEC	AJ16 SB103 6-7	AJ16 SB103 7-8	-SB350(12-13)-0409	-SB350(4-4.5)-0409	7-SB350(5-6)-0409	-SB256 (12-13)-122	8-SB256 (4-5)-1227	8-SB256 (5-7)-1227	9-SB298(3-5)-0216	9-SB298(3-5)-0216	9-SB298(9-10)-0216	AJ-21-SB210(0-0.5)	AJ-21-SB210(0-4)	AJ-21-SB210(14-15)
Sample Date						8/10/2011	8/10/2011	4/9/2012	4/9/2012	4/9/2012	12/27/2011	12/27/2011	12/27/2011	2/16/2012	2/16/2012	2/16/2012	10/9/2011	10/9/2011	10/9/2011
SDG						SB33308	SB33308	SB46864	SB46864	SB46864	SB41712	SB41712	SB41712	SB44035	SB44035	SB44035	SB37166	SB37166	SB37166
CTETPH																			
Aliphatic Hydrocarbons (ETPH) C9-C36	mg/kg	**500**	**2500**	NE	**500**	NS	**124 J**	NS	NS	**398**	NS	< 30.6 U	**69.6**	**381 J**	**654 J**	NS	NS	NS	NS
Total Petroleum Hydrocarbons	mg/kg	**500**	**2500**	NE	**500**	NS	**124 J**	NS	NS	**398**	NS	< 30.6 U	**69.6**	**381 J**	**654 J**	NS	NS	NS	NS
Unidentified	mg/kg	NE	NE	NE	NE	NS	**124 J**	NS	NS	**398**	NS	< 30.6 U	**69.6**	**381 J**	**654 J**	NS	NS	NS	NS
CTETPH-SPLP																			
Aliphatic Hydrocarbons (ETPH) C9-C36	mg/l	NE	NE	2.5	NE	NS	NS	NS	NS	NS	NS	NS	NS	NS	NS	NS	NS	NS	NS
Total Petroleum Hydrocarbons	mg/l	NE	NE	NE	NE	NS	NS	NS	NS	NS	NS	NS	NS	NS	NS	NS	NS	NS	NS
Unidentified	mg/l	NE	NE	NE	NE	NS	NS	NS	NS	NS	NS	NS	NS	NS	NS	NS	NS	NS	NS
VOCs																			
1,1,1-Trichloroethane	ug/kg	4000	40000	NE	500000	NS	NS	NS	NS	< 111 U	NS	NS	< 5.4 U	< 5.5 UJ	< 99.7 U	NS	NS	NS	NS
1,1-Dichloroethane	ug/kg	**1400**	14000	NE	500000	NS	NS	NS	NS	< 111 U	NS	NS	< 5.4 U	< 5.5 U	< 99.7 U	NS	NS	NS	NS
1,2,4-Trichlorobenzene	ug/kg	NE	NE	NE	21000	NS	NS	NS	NS	< 111 U	NS	NS	< 5.4 U	< 5.5 U	< 99.7 U	NS	NS	NS	NS
1,2,4-Trimethylbenzene	ug/kg	NE	NE	NE	500000	NS	NS	NS	NS	< 111 U	NS	NS	< 5.4 U	**75.4**	**101 J+**	NS	NS	NS	NS
1,2-Dichlorobenzene	ug/kg	3100	3100	NE	500000	NS	NS	NS	NS	< 111 U	NS	NS	< 5.4 U	**63.2**	< 99.7 U	NS	NS	NS	NS
1,2-Dichloroethane	ug/kg	**20**	200	NE	6700	NS	NS	NS	NS	< 111 U	NS	NS	< 5.4 U	< 5.5 U	< 99.7 U	NS	NS	NS	NS
1,3,5-Trimethylbenzene	ug/kg	NE	NE	NE	500000	NS	NS	NS	NS	< 111 U	NS	NS	< 5.4 U	< 5.5 U	< 99.7 U	NS	NS	NS	NS
1,3-Dichlorobenzene	ug/kg	12000	120000	NE	500000	NS	NS	NS	NS	< 111 U	NS	NS	< 5.4 U	< 5.5 U	< 99.7 U	NS	NS	NS	NS
1,4-Dichlorobenzene	ug/kg	1500	15000	NE	26000	NS	NS	NS	NS	< 111 U	NS	NS	< 5.4 U	< 5.5 U	< 99.7 U	NS	NS	NS	NS
2-Butanone (MEK)	ug/kg	8000	80000	NE	500000	NS	NS	NS	NS	< 1110 U	NS	NS	< 54.0 U	< 55.4 U	< 997 U	NS	NS	NS	NS
Acetone	ug/kg	14000	140000	NE	500000	NS	NS	NS	NS	< 1110 UJ	NS	NS	**54.8**	< 55.4 U	< 997 U	NS	NS	NS	NS
Benzene	ug/kg	**20**	**200**	NE	21000	NS	NS	NS	NS	< 111 U	NS	NS	< 5.4 U	**76.6**	< 99.7 U	NS	NS	NS	NS
Chlorobenzene	ug/kg	2000	20000	NE	500000	NS	NS	NS	NS	< 111 U	NS	NS	< 5.4 U	< 5.5 U	< 99.7 U	NS	NS	NS	NS
Chloroethane	ug/kg	NE	NE	NE	130000	NS	NS	NS	NS	< 223 U	NS	NS	< 10.8 U	< 11.1 U	< 199 U	NS	NS	NS	NS
cis-1,2-Dichloroethylene	ug/kg	**1400**	**14000**	NE	500000	NS	NS	NS	NS	< 111 U	NS	NS	< 5.4 U	**206**	**248 J+**	NS	NS	NS	NS
Ethyl ether	ug/kg	NE	NE	NE	NE	NS	NS	NS	NS	< 111 U	NS	NS	< 5.4 U	< 5.5 U	< 99.7 U	NS	NS	NS	NS
Ethylbenzene	ug/kg	**10100**	**10100**	NE	500000	NS	NS	NS	NS	< 111 U	NS	NS	< 5.4 U	**91.8**	**124 J+**	NS	NS	NS	NS
Isopropylbenzene	ug/kg	NE	NE	NE	500000	NS	NS	NS	NS	< 111 U	NS	NS	< 5.4 U	< 5.5 U	< 99.7 U	NS	NS	NS	NS
m,p-Xylenes	ug/kg	NE	**19500**	NE	NE	NS	NS	NS	NS	< 223 U	NS	NS	< 10.8 U	**167**	< 199 U	NS	NS	NS	NS
Methyl Isobutyl Ketone	ug/kg	7000	14000	NE	500000	NS	NS	NS	NS	< 1110 U	NS	NS	< 54.0 U	< 55.4 U	< 997 U	NS	NS	NS	NS
Naphthalene	ug/kg	**5600**	56000	NE	1000000	NS	NS	NS	NS	< 111 U	NS	NS	< 5.4 U	**100**	< 99.7 U	NS	NS	NS	NS
n-Butylbenzene	ug/kg	NE	NE	NE	500000	NS	NS	NS	NS	< 111 U	NS	NS	< 5.4 U	< 5.5 U	< 99.7 U	NS	NS	NS	NS
n-Propylbenzene	ug/kg	NE	NE	NE	500000	NS	NS	NS	NS	< 111 U	NS	NS	< 5.4 U	< 5.5 U	< 99.7 U	NS	NS	NS	NS
o-Xylene	ug/kg	NE	**19500**	NE	NE	NS	NS	NS	NS	< 111 U	NS	NS	< 5.4 U	< 5.5 U	< 99.7 U	NS	NS	NS	NS
p-Isopropyltoluene	ug/kg	NE	NE	NE	500000	NS	NS	NS	NS	< 111 U	NS	NS	< 5.4 U	< 5.5 U	**111 J+**	NS	NS	NS	NS
sec-Butylbenzene	ug/kg	NE	NE	NE	500000	NS	NS	NS	NS	< 111 U	NS	NS	< 5.4 U	< 5.5 U	< 99.7 U	NS	NS	NS	NS
Styrene	ug/kg	2000	20000	NE	500000	NS	NS	NS	NS	< 111 U	NS	NS	< 5.4 U	< 5.5 U	< 99.7 U	NS	NS	NS	NS
tert-butylbenzene	ug/kg	NE	NE	NE	500000	NS	NS	NS	NS	< 111 U	NS	NS	< 5.4 U	< 5.5 U	< 99.7 U	NS	NS	NS	NS
Tetrachloroethylene	ug/kg	**100**	1000	NE	12000	NS	NS	NS	NS	< 111 U	NS	NS	< 5.4 U	**98.3**	**105 J+**	NS	NS	NS	NS
Toluene	ug/kg	20000	67000	NE	500000	NS	NS	NS	NS	< 111 U	NS	NS	< 5.4 U	**108**	**147 J+**	NS	NS	NS	NS
Total Xylenes	ug/kg	**19500**	**19500**	NE	NE	NS	NS	NS	NS	< 223 U	NS	NS	< 10.8 U	**167**	< 199 U	NS	NS	NS	NS
trans-1,2-Dichloroethylene	ug/kg	**2000**	20000	NE	500000	NS	NS	NS	NS	< 111 U	NS	NS	< 5.4 U	**119**	**114 J+**	NS	NS	NS	NS
Trichloroethene	ug/kg	**100**	**1000**	NE	56000	NS	NS	NS	NS	< 111 U	NS	NS	< 5.4 U	**211**	**199 J+**	NS	NS	NS	NS
Vinyl chloride	ug/kg	**40**	**400**	NE	**320**	NS	NS	NS	NS	< 111 UJ	NS	NS	< 5.4 U	< 5.5 U	< 99.7 U	NS	NS	NS	NS
VOCs-SPLP																			
Total VOC-SPLP	ug/l	NE	NE	NE	NE	NS	NS	NS	NS	NS	NS	NS	NS	NS	NS	NS	NS	NS	NS
SVOC-SIMs																			
Benzo(a)pyrene	ug/kg	1000	1000	NE	1000	NS	NS	NS	NS	NS	NS	NS	NS	NS	NS	NS	NS	NS	NS
Benzo(b)fluoranthene	ug/kg	1000	1000	NE	1000	NS	NS	NS	NS	NS	NS	NS	NS	NS	NS	NS	NS	NS	NS
Fluoranthene	ug/kg	5600	56000	NE	1000000	NS	NS	NS	NS	NS	NS	NS	NS	NS	NS	NS	NS	NS	NS
Pyrene	ug/kg	4000	40000	NE	1000000	NS	NS	NS	NS	NS	NS	NS	NS	NS	NS	NS	NS	NS	NS
SVOCs																			
1-Methylnaphthalene	ug/kg	*200*	*1000*	NE	*21000*	NS	< 380 U	NS	NS	< 455 U	NS	NS	< 359 U	< 1920 U	< 774 U	NS	NS	NS	< 1040 U
2-Methylnaphthalene	ug/kg	*560*	*5600*	NE	*270000*	NS	< 380 U	NS	NS	< 455 U	NS	NS	< 359 U	< 1920 U	< 774 U	NS	NS	NS	< 1040 U
Acenaphthene	ug/kg	*8400*	*84000*	NE	*1000000*	NS	< 380 U	NS	NS	< 455 U	NS	NS	< 359 U	< 1920 U	< 774 U	NS	NS	NS	< 1040 U
Acenaphthylene	ug/kg	8400	84000	NE	1000000	NS	< 380 U	NS	NS	< 455 U	NS	NS	< 359 UJ	< 1920 U	< 774 U	NS	NS	NS	< 1040 U
Anthracene	ug/kg	40000	400000	NE	1000000	NS	< 380 U	NS	NS	< 455 U	NS	NS	< 359 U	< 1920 UJ	< 774 UJ	NS	NS	NS	< 1040 U
Benzo(a)anthracene	ug/kg	**1000**	**1000**	NE	**1000**	NS	< 380 U	NS	NS	< 455 U	NS	NS	< 359 U	< 1920 U	< 774 U	NS	NS	NS	< 1040 U
Benzo(a)pyrene	ug/kg	**1000**	**1000**	NE	**1000**	NS	< 380 U	NS	NS	< 455 U	NS	NS	< 359 U	< 1920 U	< 774 U	NS	NS	NS	< 1040 U
Benzo(b)fluoranthene	ug/kg	**1000**	**1000**	NE	**1000**	NS	< 380 U	NS	NS	< 455 U	NS	NS	< 359 U	< 1920 U	< 774 U	NS	NS	NS	< 1040 U
Benzo(g,h,i)perylene	ug/kg	*1000*	*1000*	NE	*8400*	NS	< 380 UJ	NS	NS	< 455 U	NS	NS	< 359 U	< 1920 U	< 774 U	NS	NS	NS	< 1040 U
Benzo(k)fluoranthene	ug/kg	**1000**	**1000**	NE	**8400**	NS	< 380 U	NS	NS	< 455 U	NS	NS	< 359 UJ	< 1920 U	< 774 U	NS	NS	NS	< 1040 U
Bis(2-ethylhexyl)phthalate	ug/kg	**1000**	11000	NE	44000	NS	NS	NS	NS	NS	NS	NS	< 359 U	NS	NS	NS	NS	NS	NS
Chrysene	ug/kg	*1000*	*1000*	NE	*84000*	NS	< 380 U	NS	NS	< 455 U	NS	NS	< 359 U	< 1920 U	< 774 U	NS	NS	NS	< 1040 U
Dibenzo(a,h)anthracene	ug/kg	*1000*	*1000*	NE	***1000***	NS	< 380 U	NS	NS	< 455 U	NS	NS	< 359 U	< 1920 U	< 774 U	NS	NS	NS	< 1040 U
Fluoranthene	ug/kg	**5600**	56000	NE	1000000	NS	< 380 U	NS	NS	< 455 U	NS	NS	< 359 U	< 1920 U	< 774 U	NS	NS	NS	< 1040 U
Fluorene	ug/kg	**5600**	56000	NE	1000000	NS	< 380 U	NS	NS	< 455 U	NS	NS	< 359 UJ	< 1920 U	< 774 U	NS	NS	NS	< 1040 U
Indeno(1,2,3-cd)pyrene	ug/kg	*1000*	*1000*	NE	***1000***	NS	< 380 U	NS	NS	< 455 U	NS	NS	< 359 U	< 1920 U	< 774 U	NS	NS	NS	< 1040 U
Naphthalene	ug/kg	**5600**	56000	NE	1000000	NS	< 380 U	NS	NS	< 455 U	NS	NS	< 359 U	< 1920 U	< 774 U	NS	NS	NS	< 1040 U
Phenanthrene	ug/kg	**4000**	40000	NE	1000000	NS	< 380 U	NS	NS	< 455 U	NS	NS	< 359 U	< 1920 U	< 774 U	NS	NS	NS	< 1040 U
Pyrene	ug/kg	**4000**	40000	NE	1000000	NS	< 380 U	NS	NS	< 455 U	NS	NS	< 359 U	< 1920 U	< 774 U	NS	NS	NS	< 1040 U
SVOCs-SPLP																			
1-Methylnaphthalene	ug/l	NE	NE	*50*	NE	NS	NS	NS	NS	NS	NS	NS	NS	NS	NS	NS	NS	NS	NS
2-Methylnaphthalene	ug/l	NE	NE	*280*	NE	NS	NS	NS	NS	NS	NS	NS	NS	NS	NS	NS	NS	NS	NS
Acenaphthene	ug/l	NE	NE	*4200*	NE	NS	NS	NS	NS	NS	NS	NS	NS	NS	NS	NS	NS	NS	NS
Anthracene	ug/l	NE	NE	20000	NE	NS	NS	NS	NS	NS	NS	NS	NS	NS	NS	NS	NS	NS	NS
Benzo(a)anthracene	ug/l	NE	NE	0.6	NE	NS	NS	NS	NS	NS	NS	NS	NS	NS	NS	NS	NS	NS	NS
Fluoranthene	ug/l	NE	NE	2800	NE	NS	NS	NS	NS	NS	NS	NS	NS	NS	NS	NS	NS	NS	NS
Fluorene	ug/l	NE	NE	2800	NE	NS	NS	NS	NS	NS	NS	NS	NS	NS	NS	NS	NS	NS	NS
Naphthalene	ug/l	NE	NE	2800	NE	NS	NS	NS	NS	NS	NS	NS	NS	NS	NS	NS	NS	NS	NS
Phenanthrene	ug/l	NE	NE	2000	NE	NS	NS	NS	NS	NS	NS	NS	NS	NS	NS	NS	NS	NS	NS
Pyrene	ug/l	NE	NE	2000	NE	NS	NS	NS	NS	NS	NS	NS	NS	NS	NS	NS	NS	NS	NS

Table 2
AOC 1 Non-PCB Soil Analytical Data
EC Application

Greenwich High School
10 Hillside Road
Greenwich, CT

Location ID						AJ16-SB103	AJ16-SB103	AJ17-SB350	AJ17-SB350	AJ17-SB350	AJ18-SB256	AJ18-SB256	AJ18-SB256	AJ19-SB298	AJ19-SB298	AJ19-SB298	AJ21-SB210	AJ21-SB210	AJ21-SB210
Depth Interval						6 - 7 ft	7 - 8 ft	12 - 13 ft	4 - 4.5 ft	5 - 6 ft	12 - 13 ft	4 - 5 ft	5 - 7 ft	3 - 5 ft	3 - 5 ft	9 - 10 ft	0 - 0.5 ft	0 - 4 ft	14 - 15 ft
Sample ID	Unit	2013 GA PMC	2013 GB PMC	GWPC x 10	2013 RES DEC	AJ16 SB103 6-7	AJ16 SB103 7-8	-SB350(12-13)-0409	-SB350(4-4.5)-0409	7-SB350(5-6)-0409	-SB256 (12-13)-122	8-SB256 (4-5)-1227	8-SB256 (5-7)-1227	9-SB298(3-5)-0216	9-SB298(3-5)-0216	9-SB298(9-10)-0216	AJ-21-SB210(0-0.5)	AJ-21-SB210(0-4)	AJ-21-SB210(14-15)
Sample Date						8/10/2011	8/10/2011	4/9/2012	4/9/2012	4/9/2012	12/27/2011	12/27/2011	12/27/2011	2/16/2012	2/16/2012	2/16/2012	10/9/2011	10/9/2011	10/9/2011
SDG						SB33308	SB33308	SB46864	SB46864	SB46864	SB41712	SB41712	SB41712	SB44035	SB44035	SB44035	SB37166	SB37166	SB37166
Metals																			
Antimony	mg/kg	NE	NE	NE	**27**	NS	NS	< 5.51 U	< 5.44 U	< 5.91 U	NS	< 5.42 UJ	NS	< 5.50 UJ	< 5.13 UJ	< 5.37 UJ	NS	< 5.24 U	NS
Arsenic	mg/kg	NE	NE	NE	**10**	NS	< 1.53 U	**2.53**	**3.61**	**3.91**	NS	**2.83 J**	NS	**9.46**	**9.77**	< 1.61 U	NS	**10.0**	NS
Barium	mg/kg	NE	NE	NE	4700	NS	NS	**80.1**	**153**	**199**	NS	**111 J**	NS	**422 J+**	**415 J+**	**60.0 J+**	NS	**99.6**	NS
Beryllium	mg/kg	NE	NE	NE	**2**	NS	NS	< 0.551 U	**0.762**	**0.785**	NS	**0.689**	NS	< 0.550 U	**0.549**	< 0.537 U	NS	< 0.524 U	NS
Cadmium	mg/kg	NE	NE	NE	**34**	NS	< 0.511 U	< 0.551 U	< 0.544 U	< 0.591 U	NS	**1.44 J**	NS	**3.80**	**4.01**	< 0.537 U	NS	< 0.524 U	NS
Chromium	mg/kg	NE	NE	NE	NE	NS	**12.8**	**20.7**	**32.7**	**43.7**	NS	**34.8 J**	NS	**65.8**	**75.4**	**14.5**	NS	**22.0**	NS
Copper	mg/kg	NE	NE	NE	**2500**	NS	NS	**13.3**	**11.2**	**17.6**	NS	**18.9 J**	NS	**249**	**253**	**12.3**	NS	**15.4**	NS
Lead	mg/kg	NE	NE	NE	**400**	NS	**9.04**	**16.1 J**	**25.7 J**	**21.5 J**	NS	**28.8 J**	NS	**736**	**966**	**12.6**	NS	**148**	NS
Mercury	mg/kg	NE	NE	NE	20	NS	< 0.0319 U	< 0.0335 U	**0.0700**	**0.0780**	NS	< 0.0334 U	NS	**0.294 J**	**0.543 J**	< 0.0317 U	NS	**0.153**	NS
Nickel	mg/kg	NE	NE	NE	**1400**	NS	NS	**19.6**	**18.1**	**23.0**	NS	**19.2 J**	NS	**47.8**	**45.9**	**12.3**	NS	**13.8**	NS
Selenium	mg/kg	NE	NE	NE	340	NS	NS	< 1.65 U	< 1.63 U	< 1.77 U	NS	< 1.63 U	NS	< 1.65 U	< 1.54 U	< 1.61 U	NS	< 2.15 U	NS
Silver	mg/kg	NE	NE	NE	340	NS	NS	< 1.65 U	< 1.63 U	< 1.77 U	NS	< 1.63 UJ	NS	**1.77**	**2.18**	< 1.61 U	NS	< 1.57 U	NS
Thallium	mg/kg	NE	NE	NE	**5.4**	NS	NS	< 3.31 U	< 3.27 U	< 3.54 U	NS	< 3.25 U	NS	< 3.30 U	**3.80**	< 3.22 U	NS	< 3.15 U	NS
Vanadium	mg/kg	NE	NE	NE	**470**	NS	NS	**17.0**	**26.5**	**39.0**	NS	**32.0 J**	NS	**44.3**	**46.6**	**17.7**	NS	**22.9**	NS
Zinc	mg/kg	NE	NE	NE	**20000**	NS	NS	**29.2**	**52.5**	**61.9**	NS	**63.8 J**	NS	**1070**	**1100**	**28.1**	NS	**82.6**	NS
Metals-SPLP																			
Antimony	ug/l	**6**	60	NE	NE	NS	NS	NS	NS	NS	NS	NS	NS	NS	NS	NS	NS	NS	NS
Arsenic	ug/l	50	500	NE	NE	NS	NS	NS	NS	NS	NS	NS	NS	NS	NS	NS	NS	NS	NS
Barium	ug/l	1000	10000	NE	NE	NS	NS	NS	NS	NS	NS	NS	NS	NS	NS	NS	NS	NS	NS
Cadmium	ug/l	**5**	**50**	NE	NE	NS	NS	NS	NS	NS	NS	NS	NS	NS	NS	NS	NS	NS	NS
Chromium	ug/l	50	500	NE	NE	NS	NS	NS	NS	NS	NS	NS	NS	NS	NS	NS	NS	NS	NS
Copper	ug/l	1300	13000	NE	NE	NS	NS	NS	NS	NS	NS	NS	NS	NS	NS	NS	NS	NS	NS
Lead	ug/l	**15**	**150**	NE	NE	NS	NS	NS	NS	NS	NS	NS	NS	NS	NS	NS	NS	NS	NS
Nickel	ug/l	100	1000	NE	NE	NS	NS	NS	NS	NS	NS	NS	NS	NS	NS	NS	NS	NS	NS
Vanadium	ug/l	50	500	NE	NE	NS	NS	NS	NS	NS	NS	NS	NS	NS	NS	NS	NS	NS	NS
Zinc	ug/l	5000	50000	NE	NE	NS	NS	NS	NS	NS	NS	NS	NS	NS	NS	NS	NS	NS	NS
Cyanide																			
Cyanide	mg/kg	NE	NE	NE	1400	NS	NS	NS	NS	NS	NS	NS	< 1.00 UJ	NS	NS	NS	NS	NS	NS
PCBs																			
Aroclor 1242	ug/kg	NE	NE	NE	NE	< 21.5 U	< 21.9 U	< 21.2 U	< 23.3 U	< 27.3 U	< 41.9 U	< 110 U	< 21.5 U	< 1150 U	< 1190 U	< 20.6 U	< 20.8 U	NS	< 62.6 U
Aroclor 1248	ug/kg	NE	NE	NE	NE	**905**	< 21.9 U	**786**	**3320**	**43300**	< 41.9 U	< 110 U	< 21.5 U	**24500**	**16500**	< 20.6 U	< 20.8 U	NS	< 62.6 U
Aroclor 1254	ug/kg	NE	NE	NE	NE	< 21.5 U	< 21.9 U	< 21.2 U	< 23.3 U	< 27.3 U	< 41.9 U	< 110 U	< 21.5 U	< 1150 U	< 1190 U	< 20.6 U	< 20.8 U	NS	< 62.6 U
Aroclor 1260	ug/kg	NE	NE	NE	NE	< 21.5 U	< 21.9 U	< 21.2 U	**84.0**	**247**	< 41.9 U	< 110 U	< 21.5 U	< 1150 U	< 1190 U	< 20.6 U	< 20.8 U	NS	< 62.6 U
Aroclor 1262	ug/kg	NE	NE	NE	NE	< 21.5 U	< 21.9 U	< 21.2 U	< 23.3 U	< 27.3 U	< 41.9 U	< 110 U	< 21.5 U	< 1150 U	< 1190 U	< 20.6 U	< 20.8 U	NS	< 62.6 U
Total PCB Aroclors	ug/kg	**NE**	NE	NE	**1000**	**905**	< 21.9 U	**786**	**3400**	**43547**	< 41.9 U	< 110 U	< 21.5 U	**24500**	**16500**	< 20.6 U	< 20.8 U	NS	< 62.6 U
PCBs-SPLP																			
Aroclor 1242	ug/l	NE	NE	NE	NE	< 0.211 U	NS	NS	NS	NS	NS	NS	NS	NS	NS	NS	NS	NS	NS
Aroclor 1248	ug/l	NE	NE	NE	NE	**2.32**	NS	NS	NS	NS	NS	NS	NS	NS	NS	NS	NS	NS	NS
Aroclor 1260	ug/l	NE	NE	NE	NE	< 0.211 U	NS	NS	NS	NS	NS	NS	NS	NS	NS	NS	NS	NS	NS
Total PCB Aroclors	ug/l	**0.5**	**5**	NE	NE	**2.32**	NS	NS	NS	NS	NS	NS	NS	NS	NS	NS	NS	NS	NS
Pesticides																			
4,4-DDD (p,p)	ug/kg	NE	NE	NE	NE	NS	NS	NS	NS	NS	NS	NS	NS	NS	NS	NS	NS	NS	NS
4,4-DDE (p,p)	ug/kg	NE	NE	NE	NE	NS	NS	NS	NS	NS	NS	NS	NS	NS	NS	NS	NS	NS	NS
4,4-DDT (p,p)	ug/kg	NE	NE	NE	1800	NS	NS	NS	NS	NS	NS	NS	NS	NS	NS	NS	NS	NS	NS
alpha-Chlordane	ug/kg	NE	NE	NE	NE	NS	NS	NS	NS	NS	NS	NS	NS	NS	NS	NS	NS	NS	NS
Chlordane	ug/kg	NE	NE	NE	**490**	NS	NS	NS	NS	NS	NS	NS	NS	NS	NS	NS	NS	NS	NS
Endrin	ug/kg	NE	NE	NE	20000	NS	NS	NS	NS	NS	NS	NS	NS	NS	NS	NS	NS	NS	NS
gamma-Chlordane	ug/kg	NE	NE	NE	NE	NS	NS	NS	NS	NS	NS	NS	NS	NS	NS	NS	NS	NS	NS
Methoxychlor	ug/kg	800	8000	NE	340000	NS	NS	NS	NS	NS	NS	NS	NS	NS	NS	NS	NS	NS	NS
Total DDx	ug/kg	***3***	***20***	NE	1800	NS	NS	NS	NS	NS	NS	NS	NS	NS	NS	NS	NS	NS	NS
Pesticides-SPLP																			
Chlordane	ug/l	NE	NE	**3**	NE	NS	NS	NS	NS	NS	NS	NS	NS	NS	NS	NS	NS	NS	NS
Herbicides																			
Total Herbicides	ug/kg	NE	NE	NE	NE	NS	NS	NS	NS	NS	NS	NS	NS	NS	NS	NS	NS	NS	NS

Notes:
This is a summary table. Only detected analytes are shown.
<0.010 = Not detected above the laboratory reporting limit
Bold = Detected above reporting limit
Yellow highlighted cells exceed the 2013 GA PMC
Green highlighted cells exceed the 2013 GB PMC
Blue highlighted cells exceed the 2013 RES DEC
RES DEC = Residential Direct Exposure Criteria
GA PMC = Pollutant Mobility Criteria for GA classified groundwater areas
GB PMC = Pollutant Mobility Criteria for GB classified groundwater areas
GWPC = Groundwater Protection Criteria
Italicized criteria indicate that criteria value is from CTDEEP Recommended Criteria Values for Common Additional Polluting Substances and Alternative Criteria Requests (September 2018)
NE = Criteria has not been established
NS = Not sampled for this constituent
ug/kg = micrograms per kilogram
ug/l = micrograms per liter
mg/kg = milligrams per kilogram
U = The analyte was not detected above the detection limit
J+ = Result may be biased high
J-= Result may be biased low
J = Result is considered estimated
UJ = The analyte was not detected at a level greater than or equal to the adjusted DL. However, the reported adjusted DL is approximate and may be inaccurate or imprecise.

Table 2
AOC 1 Non-PCB Soil Analytical Data
EC Application

Location ID						AJ21-SB210	AJ21-SB210	AJ21-SB210	AJ23-SB207	AJ23-SB207	AJ23-SB207	AJ23-SB207	AJ23-SB207	AK10-SB276	AK10-SB276	AK10-SB276	AK11-SB431	AK11-SB431	AK11-SB431
Depth Interval						4.5 - 5.5 ft	5 - 9 ft	6 - 7 ft	0 - 0.5 ft	13 - 13.5 ft	2.5 - 3 ft	2.5 - 3 ft	6 - 6.5 ft	0 - 1 ft	2.5 - 3.5 ft	5 - 6 ft	11.5 - 12.5 ft	3 - 4 ft	7 - 8 ft
Sample ID	Unit	2013 GA PMC	2013 GB PMC	GWPC x 10	2013 RES DEC	AJ-21-SB210(4.5-5.5	AJ-21-SB210(5-9)	AJ-21-SB210(6-7)	AJ23-SB207(0-.5)-1	J23-SB207(13-13.5)	AJ23-SB207(2.5-3)-	AJ23-SB207(2.5-3)-	AJ23-SB207(6-6.5)-1	0-SB276(0-1)-1229	-SB276(2.5-3.5)-122	0-SB276(5-6)-1229	SB431 (11.5-12.5) 07	1-SB431 (3-4) 0705	1-SB431 (7-8) 0705
Sample Date						10/9/2011	10/9/2011	10/9/2011	10/2/2011	10/2/2011	10/2/2011	10/2/2011	10/2/2011	12/29/2011	12/29/2011	12/29/2011	7/5/2012	7/5/2012	7/5/2012
SDG						SB37166	SB37166	SB37166	SB36674	SB36674	SB36674	SB36674	SB36674	SB41766	SB41766	SB41766	SB52304	SB52304	SB52304
CTETPH																			
Aliphatic Hydrocarbons (ETPH) C9-C36	mg/kg	**500**	**2500**	NE	**500**	NS	NS	NS	NS	NS	**33.3**	**35.6**	**44.8**	NS	**29.7**	NS	NS	NS	**349**
Total Petroleum Hydrocarbons	mg/kg	**500**	**2500**	NE	**500**	NS	NS	NS	NS	NS	**33.3**	**35.6**	**44.8**	NS	**29.7**	NS	NS	NS	**349**
Unidentified	mg/kg	NE	NE	NE	NE	NS	NS	NS	NS	NS	**33.3**	**35.6**	**44.8**	NS	**29.7**	NS	NS	NS	**349**
CTETPH-SPLP																			
Aliphatic Hydrocarbons (ETPH) C9-C36	mg/l	NE	NE	2.5	NE	NS	NS	NS	NS	NS	NS	NS	NS	NS	NS	NS	NS	NS	NS
Total Petroleum Hydrocarbons	mg/l	NE	NE	NE	NE	NS	NS	NS	NS	NS	NS	NS	NS	NS	NS	NS	NS	NS	NS
Unidentified	mg/l	NE	NE	NE	NE	NS	NS	NS	NS	NS	NS	NS	NS	NS	NS	NS	NS	NS	NS
VOCs																			
1,1,1-Trichloroethane	ug/kg	4000	40000	NE	500000	NS	NS	NS	NS	NS	NS	NS	NS	NS	NS	NS	NS	NS	NS
1,1-Dichloroethane	ug/kg	**1400**	14000	NE	500000	NS	NS	NS	NS	NS	NS	NS	NS	NS	NS	NS	NS	NS	NS
1,2,4-Trichlorobenzene	ug/kg	NE	NE	NE	21000	NS	NS	NS	NS	NS	NS	NS	NS	NS	NS	NS	NS	NS	NS
1,2,4-Trimethylbenzene	ug/kg	NE	NE	NE	500000	NS	NS	NS	NS	NS	NS	NS	NS	NS	NS	NS	NS	NS	NS
1,2-Dichlorobenzene	ug/kg	3100	3100	NE	500000	NS	NS	NS	NS	NS	NS	NS	NS	NS	NS	NS	NS	NS	NS
1,2-Dichloroethane	ug/kg	**20**	200	NE	6700	NS	NS	NS	NS	NS	NS	NS	NS	NS	NS	NS	NS	NS	NS
1,3,5-Trimethylbenzene	ug/kg	NE	NE	NE	500000	NS	NS	NS	NS	NS	NS	NS	NS	NS	NS	NS	NS	NS	NS
1,3-Dichlorobenzene	ug/kg	12000	120000	NE	500000	NS	NS	NS	NS	NS	NS	NS	NS	NS	NS	NS	NS	NS	NS
1,4-Dichlorobenzene	ug/kg	1500	15000	NE	26000	NS	NS	NS	NS	NS	NS	NS	NS	NS	NS	NS	NS	NS	NS
2-Butanone (MEK)	ug/kg	8000	80000	NE	500000	NS	NS	NS	NS	NS	NS	NS	NS	NS	NS	NS	NS	NS	NS
Acetone	ug/kg	14000	140000	NE	500000	NS	NS	NS	NS	NS	NS	NS	NS	NS	NS	NS	NS	NS	NS
Benzene	ug/kg	**20**	**200**	NE	21000	NS	NS	NS	NS	NS	NS	NS	NS	NS	NS	NS	NS	NS	NS
Chlorobenzene	ug/kg	2000	20000	NE	500000	NS	NS	NS	NS	NS	NS	NS	NS	NS	NS	NS	NS	NS	NS
Chloroethane	ug/kg	NE	NE	NE	130000	NS	NS	NS	NS	NS	NS	NS	NS	NS	NS	NS	NS	NS	NS
cis-1,2-Dichloroethylene	ug/kg	**1400**	**14000**	NE	500000	NS	NS	NS	NS	NS	NS	NS	NS	NS	NS	NS	NS	NS	NS
Ethyl ether	ug/kg	NE	NE	NE	NE	NS	NS	NS	NS	NS	NS	NS	NS	NS	NS	NS	NS	NS	NS
Ethylbenzene	ug/kg	**10100**	**10100**	NE	500000	NS	NS	NS	NS	NS	NS	NS	NS	NS	NS	NS	NS	NS	NS
Isopropylbenzene	ug/kg	NE	NE	NE	500000	NS	NS	NS	NS	NS	NS	NS	NS	NS	NS	NS	NS	NS	NS
m,p-Xylenes	ug/kg	NE	**19500**	NE	NE	NS	NS	NS	NS	NS	NS	NS	NS	NS	NS	NS	NS	NS	NS
Methyl Isobutyl Ketone	ug/kg	7000	14000	NE	500000	NS	NS	NS	NS	NS	NS	NS	NS	NS	NS	NS	NS	NS	NS
Naphthalene	ug/kg	**5600**	56000	NE	1000000	NS	NS	NS	NS	NS	NS	NS	NS	NS	NS	NS	NS	NS	NS
n-Butylbenzene	ug/kg	NE	NE	NE	500000	NS	NS	NS	NS	NS	NS	NS	NS	NS	NS	NS	NS	NS	NS
n-Propylbenzene	ug/kg	NE	NE	NE	500000	NS	NS	NS	NS	NS	NS	NS	NS	NS	NS	NS	NS	NS	NS
o-Xylene	ug/kg	NE	**19500**	NE	NE	NS	NS	NS	NS	NS	NS	NS	NS	NS	NS	NS	NS	NS	NS
p-Isopropyltoluene	ug/kg	NE	NE	NE	500000	NS	NS	NS	NS	NS	NS	NS	NS	NS	NS	NS	NS	NS	NS
sec-Butylbenzene	ug/kg	NE	NE	NE	500000	NS	NS	NS	NS	NS	NS	NS	NS	NS	NS	NS	NS	NS	NS
Styrene	ug/kg	2000	20000	NE	500000	NS	NS	NS	NS	NS	NS	NS	NS	NS	NS	NS	NS	NS	NS
tert-butylbenzene	ug/kg	NE	NE	NE	500000	NS	NS	NS	NS	NS	NS	NS	NS	NS	NS	NS	NS	NS	NS
Tetrachloroethylene	ug/kg	**100**	1000	NE	12000	NS	NS	NS	NS	NS	NS	NS	NS	NS	NS	NS	NS	NS	NS
Toluene	ug/kg	20000	67000	NE	500000	NS	NS	NS	NS	NS	NS	NS	NS	NS	NS	NS	NS	NS	NS
Total Xylenes	ug/kg	**19500**	**19500**	NE	NE	NS	NS	NS	NS	NS	NS	NS	NS	NS	NS	NS	NS	NS	NS
trans-1,2-Dichloroethylene	ug/kg	**2000**	20000	NE	500000	NS	NS	NS	NS	NS	NS	NS	NS	NS	NS	NS	NS	NS	NS
Trichloroethene	ug/kg	**100**	**1000**	NE	56000	NS	NS	NS	NS	NS	NS	NS	NS	NS	NS	NS	NS	NS	NS
Vinyl chloride	ug/kg	**40**	**400**	NE	**320**	NS	NS	NS	NS	NS	NS	NS	NS	NS	NS	NS	NS	NS	NS
VOCs-SPLP																			
Total VOC-SPLP	ug/l	NE	NE	NE	NE	NS	NS	NS	NS	NS	NS	NS	NS	NS	NS	NS	NS	NS	NS
SVOC-SIMs																			
Benzo(a)pyrene	ug/kg	1000	1000	NE	1000	NS	NS	NS	NS	NS	NS	NS	NS	NS	NS	NS	NS	NS	NS
Benzo(b)fluoranthene	ug/kg	1000	1000	NE	1000	NS	NS	NS	NS	NS	NS	NS	NS	NS	NS	NS	NS	NS	NS
Fluoranthene	ug/kg	5600	56000	NE	1000000	NS	NS	NS	NS	NS	NS	NS	NS	NS	NS	NS	NS	NS	NS
Pyrene	ug/kg	4000	40000	NE	1000000	NS	NS	NS	NS	NS	NS	NS	NS	NS	NS	NS	NS	NS	NS
SVOCs																			
1-Methylnaphthalene	ug/kg	*200*	*1000*	NE	*21000*	< 1750 U	NS	NS	NS	NS	< 394 U	< 400 U	< 359 U	NS	< 409 U	NS	NS	NS	< 929 U
2-Methylnaphthalene	ug/kg	*560*	*5600*	NE	*270000*	< 1750 U	NS	NS	NS	NS	< 394 U	< 400 U	< 359 U	NS	< 409 U	NS	NS	NS	< 929 U
Acenaphthene	ug/kg	*8400*	*84000*	NE	*1000000*	< 1750 U	NS	NS	NS	NS	< 394 U	< 400 U	< 359 U	NS	< 409 U	NS	NS	NS	< 929 U
Acenaphthylene	ug/kg	8400	84000	NE	1000000	< 1750 U	NS	NS	NS	NS	< 394 U	< 400 U	< 359 U	NS	< 409 U	NS	NS	NS	< 929 U
Anthracene	ug/kg	40000	400000	NE	1000000	< 1750 U	NS	NS	NS	NS	< 394 U	< 400 U	< 359 U	NS	< 409 U	NS	NS	NS	**1620**
Benzo(a)anthracene	ug/kg	**1000**	**1000**	NE	**1000**	< 1750 U	NS	NS	NS	NS	< 394 U	< 400 U	< 359 U	NS	< 409 U	NS	NS	NS	**2900**
Benzo(a)pyrene	ug/kg	**1000**	**1000**	NE	**1000**	< 1750 U	NS	NS	NS	NS	< 394 U	< 400 U	< 359 U	NS	< 409 U	NS	NS	NS	**2600**
Benzo(b)fluoranthene	ug/kg	**1000**	**1000**	NE	**1000**	< 1750 U	NS	NS	NS	NS	< 394 U	< 400 U	< 359 U	NS	< 409 U	NS	NS	NS	**1880**
Benzo(g,h,i)perylene	ug/kg	*1000*	*1000*	NE	*8400*	< 1750 U	NS	NS	NS	NS	< 394 U	< 400 U	< 359 U	NS	< 409 U	NS	NS	NS	**1380**
Benzo(k)fluoranthene	ug/kg	**1000**	**1000**	NE	**8400**	< 1750 U	NS	NS	NS	NS	< 394 U	< 400 U	< 359 U	NS	< 409 U	NS	NS	NS	**2320**
Bis(2-ethylhexyl)phthalate	ug/kg	**1000**	11000	NE	44000	NS	NS	NS	NS	NS	NS	NS	NS	NS	NS	NS	NS	NS	NS
Chrysene	ug/kg	*1000*	*1000*	NE	*84000*	< 1750 U	NS	NS	NS	NS	< 394 U	< 400 U	< 359 U	NS	< 409 U	NS	NS	NS	**2570**
Dibenzo(a,h)anthracene	ug/kg	*1000*	*1000*	NE	***1000***	< 1750 U	NS	NS	NS	NS	< 394 U	< 400 U	< 359 U	NS	< 409 U	NS	NS	NS	< 929 U
Fluoranthene	ug/kg	**5600**	56000	NE	1000000	< 1750 U	NS	NS	NS	NS	< 394 U	< 400 U	< 359 U	NS	< 409 U	NS	NS	NS	**6200**
Fluorene	ug/kg	**5600**	56000	NE	1000000	< 1750 U	NS	NS	NS	NS	< 394 U	< 400 U	< 359 U	NS	< 409 U	NS	NS	NS	< 929 U
Indeno(1,2,3-cd)pyrene	ug/kg	*1000*	*1000*	NE	***1000***	< 1750 U	NS	NS	NS	NS	< 394 U	< 400 U	< 359 U	NS	< 409 U	NS	NS	NS	**1450**
Naphthalene	ug/kg	**5600**	56000	NE	1000000	< 1750 U	NS	NS	NS	NS	< 394 U	< 400 U	< 359 U	NS	< 409 U	NS	NS	NS	< 929 U
Phenanthrene	ug/kg	**4000**	40000	NE	1000000	< 1750 U	NS	NS	NS	NS	< 394 U	< 400 U	< 359 U	NS	< 409 U	NS	NS	NS	**5790**
Pyrene	ug/kg	**4000**	40000	NE	1000000	< 1750 U	NS	NS	NS	NS	< 394 U	< 400 U	< 359 U	NS	< 409 U	NS	NS	NS	**5580**
SVOCs-SPLP																			
1-Methylnaphthalene	ug/l	NE	NE	*50*	NE	NS	NS	NS	NS	NS	NS	NS	NS	NS	NS	NS	NS	NS	NS
2-Methylnaphthalene	ug/l	NE	NE	*280*	NE	NS	NS	NS	NS	NS	NS	NS	NS	NS	NS	NS	NS	NS	NS
Acenaphthene	ug/l	NE	NE	*4200*	NE	NS	NS	NS	NS	NS	NS	NS	NS	NS	NS	NS	NS	NS	NS
Anthracene	ug/l	NE	NE	20000	NE	NS	NS	NS	NS	NS	NS	NS	NS	NS	NS	NS	NS	NS	NS
Benzo(a)anthracene	ug/l	NE	NE	0.6	NE	NS	NS	NS	NS	NS	NS	NS	NS	NS	NS	NS	NS	NS	NS
Fluoranthene	ug/l	NE	NE	2800	NE	NS	NS	NS	NS	NS	NS	NS	NS	NS	NS	NS	NS	NS	NS
Fluorene	ug/l	NE	NE	2800	NE	NS	NS	NS	NS	NS	NS	NS	NS	NS	NS	NS	NS	NS	NS
Naphthalene	ug/l	NE	NE	2800	NE	NS	NS	NS	NS	NS	NS	NS	NS	NS	NS	NS	NS	NS	NS
Phenanthrene	ug/l	NE	NE	2000	NE	NS	NS	NS	NS	NS	NS	NS	NS	NS	NS	NS	NS	NS	NS
Pyrene	ug/l	NE	NE	2000	NE	NS	NS	NS	NS	NS	NS	NS	NS	NS	NS	NS	NS	NS	NS

Table 2
AOC 1 Non-PCB Soil Analytical Data
EC Application

Greenwich High School
10 Hillside Road
Greenwich, CT

Location ID						AJ21-SB210	AJ21-SB210	AJ21-SB210	AJ23-SB207	AJ23-SB207	AJ23-SB207	AJ23-SB207	AJ23-SB207	AK10-SB276	AK10-SB276	AK10-SB276	AK11-SB431	AK11-SB431	AK11-SB431
Depth Interval						4.5 - 5.5 ft	5 - 9 ft	6 - 7 ft	0 - 0.5 ft	13 - 13.5 ft	2.5 - 3 ft	2.5 - 3 ft	6 - 6.5 ft	0 - 1 ft	2.5 - 3.5 ft	5 - 6 ft	11.5 - 12.5 ft	3 - 4 ft	7 - 8 ft
Sample ID	Unit	2013 GA PMC	2013 GB PMC	GWPC x 10	2013 RES DEC	AJ-21-SB210(4.5-5.5	AJ-21-SB210(5-9)	AJ-21-SB210(6-7)	AJ23-SB207(0-.5)-1	J23-SB207(13-13.5)	AJ23-SB207(2.5-3)-	AJ23-SB207(2.5-3)-	J23-SB207(6-6.5)-1	0-SB276(0-1)-1229	-SB276(2.5-3.5)-122	0-SB276(5-6)-1229	SB431 (11.5-12.5) 07	1-SB431 (3-4) 0705	1-SB431 (7-8) 0705
Sample Date						10/9/2011	10/9/2011	10/9/2011	10/2/2011	10/2/2011	10/2/2011	10/2/2011	10/2/2011	12/29/2011	12/29/2011	12/29/2011	7/5/2012	7/5/2012	7/5/2012
SDG						SB37166	SB37166	SB37166	SB36674	SB36674	SB36674	SB36674	SB36674	SB41766	SB41766	SB41766	SB52304	SB52304	SB52304
Metals																			
Antimony	mg/kg	NE	NE	NE	**27**	NS	< 5.43 U	NS	NS	NS	< 5.55 UJ	< 5.20 UJ	< 4.98 UJ	NS	< 5.73 UJ	< 5.37 UJ	< 5.70 UJ	< 5.78 UJ	< 5.57 UJ
Arsenic	mg/kg	NE	NE	NE	**10**	NS	**1.74**	NS	NS	NS	**3.96**	**3.15**	**1.63**	NS	**7.87**	**2.94**	**1.75**	**2.94**	**14.2**
Barium	mg/kg	NE	NE	NE	4700	NS	**48.7**	NS	NS	NS	**83.5**	**73.0**	**66.9**	NS	**139 J**	**103 J**	**47.3**	**112**	**89.1**
Beryllium	mg/kg	NE	NE	NE	**2**	NS	< 0.543 U	NS	NS	NS	**0.613**	< 0.520 U	**0.735**	NS	**0.802**	**0.758**	< 0.570 U	< 0.578 U	< 0.557 U
Cadmium	mg/kg	NE	NE	NE	**34**	NS	< 0.543 U	NS	NS	NS	< 0.555 U	< 0.520 U	< 0.498 U	NS	**1.41**	**0.711**	< 0.570 U	< 0.578 U	< 0.557 U
Chromium	mg/kg	NE	NE	NE	NE	NS	**11.3**	NS	NS	NS	**19.2**	**15.9**	**16.0**	NS	**39.9 J**	**31.2 J**	**13.7 J-**	**35.5 J-**	**18.0 J-**
Copper	mg/kg	NE	NE	NE	**2500**	NS	**12.1**	NS	NS	NS	**10.5**	**10.6**	**14.0**	NS	**25.8 J-**	**6.23 J-**	**17.4 J**	**13.3 J**	**19.2 J**
Lead	mg/kg	NE	NE	NE	**400**	NS	**13.4**	NS	NS	NS	**27.3**	**26.2**	**6.83**	NS	**64.3**	**5.60**	**2.18**	**15.8**	**18.3**
Mercury	mg/kg	NE	NE	NE	20	NS	< 0.0314 U	NS	NS	NS	**0.0542 J+**	**0.0590 J+**	< 0.0311 U	NS	**0.302 J**	**0.0362 J**	< 0.0324 UJ	**0.0725 J**	**0.0344 J**
Nickel	mg/kg	NE	NE	NE	**1400**	NS	**11.6**	NS	NS	NS	**10.1**	**8.69**	**7.65**	NS	**24.4 J**	**14.7 J**	**10.3 J**	**16.8 J**	**13.0 J**
Selenium	mg/kg	NE	NE	NE	340	NS	< 1.63 U	NS	NS	NS	< 1.67 U	< 1.56 U	< 1.50 U	NS	< 1.72 U	< 1.61 U	< 1.71 U	< 1.73 U	< 1.67 U
Silver	mg/kg	NE	NE	NE	340	NS	< 1.63 U	NS	NS	NS	< 1.67 U	< 1.56 U	< 1.50 U	NS	< 1.72 U	< 1.61 U	< 1.71 U	< 1.73 U	< 1.67 U
Thallium	mg/kg	NE	NE	NE	**5.4**	NS	< 3.26 U	NS	NS	NS	< 3.33 U	< 3.12 U	< 2.99 U	NS	< 3.44 U	< 3.22 U	< 3.42 U	< 3.47 U	< 3.34 U
Vanadium	mg/kg	NE	NE	NE	**470**	NS	**13.0**	NS	NS	NS	**21.1**	**18.0**	**18.9**	NS	**40.3**	**30.9**	**14.8 J**	**33.3 J**	**21.9 J**
Zinc	mg/kg	NE	NE	NE	**20000**	NS	**26.7**	NS	NS	NS	**37.9**	**34.9**	**24.6**	NS	**118 JEB**	**38.2 JEB**	**22.4 J**	**40.5 J**	**46.4 J**
Metals-SPLP																			
Antimony	ug/l	**6**	60	NE	NE	NS	NS	NS	NS	NS	NS	NS	NS	NS	NS	NS	NS	NS	NS
Arsenic	ug/l	50	500	NE	NE	NS	NS	NS	NS	NS	NS	NS	NS	NS	NS	NS	NS	NS	NS
Barium	ug/l	1000	10000	NE	NE	NS	NS	NS	NS	NS	NS	NS	NS	NS	NS	NS	NS	NS	NS
Cadmium	ug/l	**5**	**50**	NE	NE	NS	NS	NS	NS	NS	NS	NS	NS	NS	NS	NS	NS	NS	NS
Chromium	ug/l	50	500	NE	NE	NS	NS	NS	NS	NS	NS	NS	NS	NS	NS	NS	NS	NS	NS
Copper	ug/l	1300	13000	NE	NE	NS	NS	NS	NS	NS	NS	NS	NS	NS	NS	NS	NS	NS	NS
Lead	ug/l	**15**	**150**	NE	NE	NS	NS	NS	NS	NS	NS	NS	NS	NS	NS	NS	NS	NS	NS
Nickel	ug/l	100	1000	NE	NE	NS	NS	NS	NS	NS	NS	NS	NS	NS	NS	NS	NS	NS	NS
Vanadium	ug/l	50	500	NE	NE	NS	NS	NS	NS	NS	NS	NS	NS	NS	NS	NS	NS	NS	NS
Zinc	ug/l	5000	50000	NE	NE	NS	NS	NS	NS	NS	NS	NS	NS	NS	NS	NS	NS	NS	NS
Cyanide																			
Cyanide	mg/kg	NE	NE	NE	1400	NS	NS	NS	NS	NS	NS	NS	NS	NS	NS	NS	NS	NS	NS
PCBs																			
Aroclor 1242	ug/kg	NE	NE	NE	NE	< 20.7 U	NS	< 21.2 U	< 20.2 U	< 20.2 U	NS	NS	< 20.9 U	NS	< 24.3 U	< 23.9 U	< 21.2 U	< 24.3 U	< 22.2 U
Aroclor 1248	ug/kg	NE	NE	NE	NE	**1390**	NS	< 21.2 U	< 20.2 U	< 20.2 U	NS	NS	< 20.9 U	NS	< 24.3 U	< 23.9 U	**38.1**	< 24.3 U	< 22.2 U
Aroclor 1254	ug/kg	NE	NE	NE	NE	< 20.7 U	NS	< 21.2 U	< 20.2 U	< 20.2 U	NS	NS	< 20.9 U	NS	< 24.3 U	< 23.9 U	< 21.2 U	< 24.3 U	< 22.2 U
Aroclor 1260	ug/kg	NE	NE	NE	NE	**30.5**	NS	< 21.2 U	< 20.2 U	< 20.2 U	NS	NS	< 20.9 U	NS	< 24.3 U	< 23.9 U	< 21.2 U	< 24.3 U	< 22.2 U
Aroclor 1262	ug/kg	NE	NE	NE	NE	< 20.7 U	NS	< 21.2 U	< 20.2 U	< 20.2 U	NS	NS	< 20.9 U	NS	< 24.3 U	< 23.9 U	< 21.2 U	< 24.3 U	< 22.2 U
Total PCB Aroclors	ug/kg	**NE**	NE	NE	**1000**	**1420**	NS	< 21.2 U	< 20.2 U	< 20.2 U	NS	NS	< 20.9 U	NS	< 24.3 U	< 23.9 U	**38.1**	< 24.3 U	< 22.2 U
PCBs-SPLP																			
Aroclor 1242	ug/l	NE	NE	NE	NE	NS	NS	NS	NS	NS	NS	NS	NS	NS	NS	NS	NS	NS	NS
Aroclor 1248	ug/l	NE	NE	NE	NE	NS	NS	NS	NS	NS	NS	NS	NS	NS	NS	NS	NS	NS	NS
Aroclor 1260	ug/l	NE	NE	NE	NE	NS	NS	NS	NS	NS	NS	NS	NS	NS	NS	NS	NS	NS	NS
Total PCB Aroclors	ug/l	**0.5**	**5**	NE	NE	NS	NS	NS	NS	NS	NS	NS	NS	NS	NS	NS	NS	NS	NS
Pesticides																			
4,4-DDD (p,p)	ug/kg	NE	NE	NE	NE	NS	NS	NS	NS	NS	NS	NS	NS	< 10.1 U	NS	NS	NS	NS	NS
4,4-DDE (p,p)	ug/kg	NE	NE	NE	NE	NS	NS	NS	NS	NS	NS	NS	NS	< 6.29 U	NS	NS	NS	NS	NS
4,4-DDT (p,p)	ug/kg	NE	NE	NE	1800	NS	NS	NS	NS	NS	NS	NS	NS	< 10.1 U	NS	NS	NS	NS	NS
alpha-Chlordane	ug/kg	NE	NE	NE	NE	NS	NS	NS	NS	NS	NS	NS	NS	**26.6 J**	NS	NS	NS	NS	NS
Chlordane	ug/kg	NE	NE	NE	**490**	NS	NS	NS	NS	NS	NS	NS	NS	**169**	NS	NS	NS	NS	NS
Endrin	ug/kg	NE	NE	NE	20000	NS	NS	NS	NS	NS	NS	NS	NS	< 10.1 U	NS	NS	NS	NS	NS
gamma-Chlordane	ug/kg	NE	NE	NE	NE	NS	NS	NS	NS	NS	NS	NS	NS	**23.0**	NS	NS	NS	NS	NS
Methoxychlor	ug/kg	800	8000	NE	340000	NS	NS	NS	NS	NS	NS	NS	NS	< 10.1 U	NS	NS	NS	NS	NS
Total DDx	ug/kg	***3***	***20***	NE	1800	NS	NS	NS	NS	NS	NS	NS	NS	< 6.29	NS	NS	NS	NS	NS
Pesticides-SPLP																			
Chlordane	ug/l	NE	NE	**3**	NE	NS	NS	NS	NS	NS	NS	NS	NS	NS	NS	NS	NS	NS	NS
Herbicides																			
Total Herbicides	ug/kg	NE	NE	NE	NE	NS	NS	NS	NS	NS	NS	NS	NS	NS	NS	NS	NS	NS	NS

Notes:
This is a summary table. Only detected analytes are shown.
<0.010 = Not detected above the laboratory reporting limit
Bold = Detected above reporting limit
Yellow highlighted cells exceed the 2013 GA PMC
Green highlighted cells exceed the 2013 GB PMC
Blue highlighted cells exceed the 2013 RES DEC
RES DEC = Residential Direct Exposure Criteria
GA PMC = Pollutant Mobility Criteria for GA classified groundwater areas
GB PMC = Pollutant Mobility Criteria for GB classified groundwater areas
GWPC = Groundwater Protection Criteria
Italicized criteria indicate that criteria value is from CTDEEP Recommended Criteria Values for Common Additional Polluting Substances and Alternative Criteria Requests (September 2018)
NE = Criteria has not been established
NS = Not sampled for this constituent
ug/kg = micrograms per kilogram
ug/l = micrograms per liter
mg/kg = milligrams per kilogram
U = The analyte was not detected above the detection limit
J+ = Result may be biased high
J-= Result may be biased low
J = Result is considered estimated
UJ = The analyte was not detected at a level greater than or equal to the adjusted DL. However, the reported adjusted DL is approximate and may be inaccurate or imprecise.

Table 2
AOC 1 Non-PCB Soil Analytical Data
EC Application

Location ID						AK13-SB430	AK14-SB429	AK14-SB429	AK14-SB429	AK15-SB440	AK15-SB440	AK15-SB440	AK16.5	AK16.5	AK16.5	AK16-SB483	AK16-SB483	AK16-SB483	AK16-SS101
Depth Interval						1 - 2 ft	11.5 - 12.5 ft	2 - 2.5 ft	5 - 6 ft	1 - 2 ft	13 - 14 ft	2 - 3.5 ft	2 - 4 ft	4 - 6 ft	4 - 6 ft	1 - 2 ft	3 - 4 ft	6 - 7 ft	0 - 0.5 ft
Sample ID	Unit	2013 GA PMC	2013 GB PMC	GWPC x 10	2013 RES DEC	3-SB430 (1-2) 0705	SB429 (11.5-12.5) 07	4-SB429 (2-2.5)0705	4-SB429 (5-6) 0705	5-SB440(1-2) 0706	5-SB440(13-14) 0706	5-SB440(2-3.5) 0706	AK16.5 (2-4)-1	AK16.5 (4-6)-1	AK16.5 (4-6)-2	6-SB483 (1-2)-0712	6-SB483 (3-4)-0712	6-SB483 (6-7)-0712	AK16-SS101-080311
Sample Date						7/5/2012	7/5/2012	7/5/2012	7/5/2012	7/6/2012	7/6/2012	7/6/2012	9/21/2020	9/21/2020	9/21/2020	7/12/2012	7/12/2012	7/12/2012	8/3/2011
SDG						SB52304	SB52304	SB52304	SB52304	SB52371	SB52371	SB52371	20I1104	20I1104	20I1104	SB52798	SB52798	SB52798	SB32875
CTETPH																			
Aliphatic Hydrocarbons (ETPH) C9-C36	mg/kg	**500**	**2500**	NE	**500**	< 30.2 U	NS	NS	**174**	NS	NS	**3420**	NS	NS	NS	NS	**4820**	NS	NS
Total Petroleum Hydrocarbons	mg/kg	**500**	**2500**	NE	**500**	< 30.2 U	NS	NS	**174**	NS	NS	**3420**	NS	NS	NS	NS	**4820**	NS	NS
Unidentified	mg/kg	NE	NE	NE	NE	< 30.2 U	NS	NS	**174**	NS	NS	**3420**	NS	NS	NS	NS	**4820**	NS	NS
CTETPH-SPLP																			
Aliphatic Hydrocarbons (ETPH) C9-C36	mg/l	NE	NE	2.5	NE	NS	NS	NS	NS	NS	NS	NS	NS	NS	NS	NS	NS	NS	NS
Total Petroleum Hydrocarbons	mg/l	NE	NE	NE	NE	NS	NS	NS	NS	NS	NS	NS	NS	NS	NS	NS	NS	NS	NS
Unidentified	mg/l	NE	NE	NE	NE	NS	NS	NS	NS	NS	NS	NS	NS	NS	NS	NS	NS	NS	NS
VOCs																			
1,1,1-Trichloroethane	ug/kg	4000	40000	NE	500000	NS	NS	NS	NS	NS	NS	< 115 U	NS	NS	NS	NS	< 123 U	NS	NS
1,1-Dichloroethane	ug/kg	**1400**	14000	NE	500000	NS	NS	NS	NS	NS	NS	< 115 U	NS	NS	NS	NS	< 123 U	NS	NS
1,2,4-Trichlorobenzene	ug/kg	NE	NE	NE	21000	NS	NS	NS	NS	NS	NS	< 115 UJ	NS	NS	NS	NS	< 123 UJ	NS	NS
1,2,4-Trimethylbenzene	ug/kg	NE	NE	NE	500000	NS	NS	NS	NS	NS	NS	**681**	NS	NS	NS	NS	**335**	NS	NS
1,2-Dichlorobenzene	ug/kg	3100	3100	NE	500000	NS	NS	NS	NS	NS	NS	**622**	NS	NS	NS	NS	**240**	NS	NS
1,2-Dichloroethane	ug/kg	**20**	200	NE	6700	NS	NS	NS	NS	NS	NS	< 115 U	NS	NS	NS	NS	< 123 U	NS	NS
1,3,5-Trimethylbenzene	ug/kg	NE	NE	NE	500000	NS	NS	NS	NS	NS	NS	**176**	NS	NS	NS	NS	< 123 U	NS	NS
1,3-Dichlorobenzene	ug/kg	12000	120000	NE	500000	NS	NS	NS	NS	NS	NS	**209**	NS	NS	NS	NS	**167**	NS	NS
1,4-Dichlorobenzene	ug/kg	1500	15000	NE	26000	NS	NS	NS	NS	NS	NS	**297**	NS	NS	NS	NS	**899**	NS	NS
2-Butanone (MEK)	ug/kg	8000	80000	NE	500000	NS	NS	NS	NS	NS	NS	< 1150 U	NS	NS	NS	NS	< 1230 U	NS	NS
Acetone	ug/kg	14000	140000	NE	500000	NS	NS	NS	NS	NS	NS	< 1150 U	NS	NS	NS	NS	< 1230 U	NS	NS
Benzene	ug/kg	**20**	**200**	NE	21000	NS	NS	NS	NS	NS	NS	< 115 U	NS	NS	NS	NS	< 123 U	NS	NS
Chlorobenzene	ug/kg	2000	20000	NE	500000	NS	NS	NS	NS	NS	NS	**338**	NS	NS	NS	NS	**434**	NS	NS
Chloroethane	ug/kg	NE	NE	NE	130000	NS	NS	NS	NS	NS	NS	< 229 U	NS	NS	NS	NS	< 245 U	NS	NS
cis-1,2-Dichloroethylene	ug/kg	**1400**	**14000**	NE	500000	NS	NS	NS	NS	NS	NS	< 115 U	NS	NS	NS	NS	< 123 U	NS	NS
Ethyl ether	ug/kg	NE	NE	NE	NE	NS	NS	NS	NS	NS	NS	< 115 U	NS	NS	NS	NS	< 123 U	NS	NS
Ethylbenzene	ug/kg	**10100**	**10100**	NE	500000	NS	NS	NS	NS	NS	NS	**835 J**	NS	NS	NS	NS	**255**	NS	NS
Isopropylbenzene	ug/kg	NE	NE	NE	500000	NS	NS	NS	NS	NS	NS	**524**	NS	NS	NS	NS	**226**	NS	NS
m,p-Xylenes	ug/kg	NE	**19500**	NE	NE	NS	NS	NS	NS	NS	NS	**1870**	NS	NS	NS	NS	**521**	NS	NS
Methyl Isobutyl Ketone	ug/kg	7000	14000	NE	500000	NS	NS	NS	NS	NS	NS	< 1150 U	NS	NS	NS	NS	< 1230 U	NS	NS
Naphthalene	ug/kg	**5600**	56000	NE	1000000	NS	NS	NS	NS	NS	NS	**27500**	NS	NS	NS	NS	**1460**	NS	NS
n-Butylbenzene	ug/kg	NE	NE	NE	500000	NS	NS	NS	NS	NS	NS	**3510**	NS	NS	NS	NS	**755**	NS	NS
n-Propylbenzene	ug/kg	NE	NE	NE	500000	NS	NS	NS	NS	NS	NS	**955**	NS	NS	NS	NS	**234**	NS	NS
o-Xylene	ug/kg	NE	**19500**	NE	NE	NS	NS	NS	NS	NS	NS	**241 J**	NS	NS	NS	NS	< 123 UJ	NS	NS
p-Isopropyltoluene	ug/kg	NE	NE	NE	500000	NS	NS	NS	NS	NS	NS	**957**	NS	NS	NS	NS	**136**	NS	NS
sec-Butylbenzene	ug/kg	NE	NE	NE	500000	NS	NS	NS	NS	NS	NS	**1640**	NS	NS	NS	NS	**747**	NS	NS
Styrene	ug/kg	2000	20000	NE	500000	NS	NS	NS	NS	NS	NS	< 115 U	NS	NS	NS	NS	< 123 U	NS	NS
tert-butylbenzene	ug/kg	NE	NE	NE	500000	NS	NS	NS	NS	NS	NS	**316**	NS	NS	NS	NS	**212**	NS	NS
Tetrachloroethylene	ug/kg	**100**	1000	NE	12000	NS	NS	NS	NS	NS	NS	< 115 U	NS	NS	NS	NS	< 123 U	NS	NS
Toluene	ug/kg	20000	67000	NE	500000	NS	NS	NS	NS	NS	NS	**447**	NS	NS	NS	NS	**202**	NS	NS
Total Xylenes	ug/kg	**19500**	**19500**	NE	NE	NS	NS	NS	NS	NS	NS	**2110**	NS	NS	NS	NS	**521**	NS	NS
trans-1,2-Dichloroethylene	ug/kg	**2000**	20000	NE	500000	NS	NS	NS	NS	NS	NS	**225**	NS	NS	NS	NS	**420**	NS	NS
Trichloroethene	ug/kg	**100**	**1000**	NE	56000	NS	NS	NS	NS	NS	NS	< 115 U	NS	NS	NS	NS	**221**	NS	NS
Vinyl chloride	ug/kg	**40**	**400**	NE	**320**	NS	NS	NS	NS	NS	NS	< 115 UJ	NS	NS	NS	NS	< 123 UJ	NS	NS
VOCs-SPLP																			
Total VOC-SPLP	ug/l	NE	NE	NE	NE	NS	NS	NS	NS	NS	NS	NS	NS	NS	NS	NS	NS	NS	NS
SVOC-SIMs																			
Benzo(a)pyrene	ug/kg	1000	1000	NE	1000	NS	NS	NS	NS	NS	NS	NS	NS	NS	NS	NS	NS	NS	NS
Benzo(b)fluoranthene	ug/kg	1000	1000	NE	1000	NS	NS	NS	NS	NS	NS	NS	NS	NS	NS	NS	NS	NS	NS
Fluoranthene	ug/kg	5600	56000	NE	1000000	NS	NS	NS	NS	NS	NS	NS	NS	NS	NS	NS	NS	NS	NS
Pyrene	ug/kg	4000	40000	NE	1000000	NS	NS	NS	NS	NS	NS	NS	NS	NS	NS	NS	NS	NS	NS
SVOCs																			
1-Methylnaphthalene	ug/kg	*200*	*1000*	NE	*21000*	< 188 U	NS	NS	< 199 U	NS	NS	**1630**	NS	NS	NS	NS	< 2000 U	NS	NS
2-Methylnaphthalene	ug/kg	*560*	*5600*	NE	*270000*	< 188 U	NS	NS	< 199 U	NS	NS	**1930**	NS	NS	NS	NS	**2250**	NS	NS
Acenaphthene	ug/kg	*8400*	*84000*	NE	*1000000*	< 188 U	NS	NS	< 199 U	NS	NS	**1100**	NS	NS	NS	NS	< 2000 U	NS	NS
Acenaphthylene	ug/kg	8400	84000	NE	1000000	< 188 U	NS	NS	< 199 U	NS	NS	< 950 U	NS	NS	NS	NS	< 2000 U	NS	NS
Anthracene	ug/kg	40000	400000	NE	1000000	< 188 U	NS	NS	< 199 U	NS	NS	< 950 U	NS	NS	NS	NS	< 2000 U	NS	NS
Benzo(a)anthracene	ug/kg	**1000**	**1000**	NE	**1000**	< 188 U	NS	NS	< 199 U	NS	NS	**2040**	NS	NS	NS	NS	**2530**	NS	NS
Benzo(a)pyrene	ug/kg	**1000**	**1000**	NE	**1000**	< 188 U	NS	NS	< 199 U	NS	NS	**1980**	NS	NS	NS	NS	**2360**	NS	NS
Benzo(b)fluoranthene	ug/kg	**1000**	**1000**	NE	**1000**	< 188 U	NS	NS	< 199 U	NS	NS	**2100**	NS	NS	NS	NS	**2260**	NS	NS
Benzo(g,h,i)perylene	ug/kg	*1000*	*1000*	NE	*8400*	< 188 U	NS	NS	< 199 U	NS	NS	**986**	NS	NS	NS	NS	< 2000 U	NS	NS
Benzo(k)fluoranthene	ug/kg	**1000**	**1000**	NE	**8400**	< 188 U	NS	NS	< 199 U	NS	NS	**1690**	NS	NS	NS	NS	**2070**	NS	NS
Bis(2-ethylhexyl)phthalate	ug/kg	**1000**	11000	NE	44000	NS	NS	NS	NS	NS	NS	NS	NS	NS	NS	NS	NS	NS	NS
Chrysene	ug/kg	*1000*	*1000*	NE	*84000*	< 188 U	NS	NS	< 199 U	NS	NS	**1880**	NS	NS	NS	NS	**2480**	NS	NS
Dibenzo(a,h)anthracene	ug/kg	*1000*	*1000*	NE	***1000***	< 188 U	NS	NS	< 199 U	NS	NS	< 950 U	NS	NS	NS	NS	< 2000 U	NS	NS
Fluoranthene	ug/kg	**5600**	56000	NE	1000000	< 188 U	NS	NS	< 199 U	NS	NS	**4160**	NS	NS	NS	NS	**4660**	NS	NS
Fluorene	ug/kg	**5600**	56000	NE	1000000	< 188 U	NS	NS	< 199 U	NS	NS	< 950 U	NS	NS	NS	NS	< 2000 U	NS	NS
Indeno(1,2,3-cd)pyrene	ug/kg	*1000*	*1000*	NE	***1000***	< 188 U	NS	NS	< 199 U	NS	NS	**963**	NS	NS	NS	NS	< 2000 U	NS	NS
Naphthalene	ug/kg	**5600**	56000	NE	1000000	< 188 U	NS	NS	< 199 U	NS	NS	**4170**	NS	NS	NS	NS	**2340**	NS	NS
Phenanthrene	ug/kg	**4000**	40000	NE	1000000	< 188 U	NS	NS	< 199 U	NS	NS	**3420**	NS	NS	NS	NS	**5060**	NS	NS
Pyrene	ug/kg	**4000**	40000	NE	1000000	< 188 U	NS	NS	< 199 U	NS	NS	**4360**	NS	NS	NS	NS	**5120**	NS	NS
SVOCs-SPLP																			
1-Methylnaphthalene	ug/l	NE	NE	*50*	NE	NS	NS	NS	NS	NS	NS	NS	NS	NS	NS	NS	NS	NS	NS
2-Methylnaphthalene	ug/l	NE	NE	*280*	NE	NS	NS	NS	NS	NS	NS	NS	NS	NS	NS	NS	NS	NS	NS
Acenaphthene	ug/l	NE	NE	*4200*	NE	NS	NS	NS	NS	NS	NS	NS	NS	NS	NS	NS	NS	NS	NS
Anthracene	ug/l	NE	NE	20000	NE	NS	NS	NS	NS	NS	NS	NS	NS	NS	NS	NS	NS	NS	NS
Benzo(a)anthracene	ug/l	NE	NE	0.6	NE	NS	NS	NS	NS	NS	NS	NS	NS	NS	NS	NS	NS	NS	NS
Fluoranthene	ug/l	NE	NE	2800	NE	NS	NS	NS	NS	NS	NS	NS	NS	NS	NS	NS	NS	NS	NS
Fluorene	ug/l	NE	NE	2800	NE	NS	NS	NS	NS	NS	NS	NS	NS	NS	NS	NS	NS	NS	NS
Naphthalene	ug/l	NE	NE	2800	NE	NS	NS	NS	NS	NS	NS	NS	NS	NS	NS	NS	NS	NS	NS
Phenanthrene	ug/l	NE	NE	2000	NE	NS	NS	NS	NS	NS	NS	NS	NS	NS	NS	NS	NS	NS	NS
Pyrene	ug/l	NE	NE	2000	NE	NS	NS	NS	NS	NS	NS	NS	NS	NS	NS	NS	NS	NS	NS

Table 2
AOC 1 Non-PCB Soil Analytical Data
EC Application

Location ID						AK13-SB430	AK14-SB429	AK14-SB429	AK14-SB429	AK15-SB440	AK15-SB440	AK15-SB440	AK16.5	AK16.5	AK16.5	AK16-SB483	AK16-SB483	AK16-SB483	AK16-SS101
Depth Interval						1 - 2 ft	11.5 - 12.5 ft	2 - 2.5 ft	5 - 6 ft	1 - 2 ft	13 - 14 ft	2 - 3.5 ft	2 - 4 ft	4 - 6 ft	4 - 6 ft	1 - 2 ft	3 - 4 ft	6 - 7 ft	0 - 0.5 ft
Sample ID	Unit	2013 GA PMC	2013 GB PMC	GWPC x 10	2013 RES DEC	3-SB430 (1-2) 0705	SB429 (11.5-12.5) 07	4-SB429 (2-2.5)0705	4-SB429 (5-6) 0705	5-SB440(1-2) 0706	5-SB440(13-14) 0706	5-SB440(2-3.5) 0706	AK16.5 (2-4)-1	AK16.5 (4-6)-1	AK16.5 (4-6)-2	6-SB483 (1-2)-0712	6-SB483 (3-4)-0712	6-SB483 (6-7)-0712	AK16-SS101-080311
Sample Date						7/5/2012	7/5/2012	7/5/2012	7/5/2012	7/6/2012	7/6/2012	7/6/2012	9/21/2020	9/21/2020	9/21/2020	7/12/2012	7/12/2012	7/12/2012	8/3/2011
SDG						SB52304	SB52304	SB52304	SB52304	SB52371	SB52371	SB52371	20I1104	20I1104	20I1104	SB52798	SB52798	SB52798	SB32875
Metals																			
Antimony	mg/kg	NE	NE	NE	**27**	< 5.46 UJ	< 5.62 UJ	< 5.92 UJ	< 5.56 UJ	< 5.48 UJ	< 7.68 UJ	< 5.53 UJ	NS	NS	NS	< 5.64 UJ	< 5.98 UJ	NS	NS
Arsenic	mg/kg	NE	NE	NE	**10**	**4.57**	**1.85**	**10.1**	**2.51**	< 1.64 U	< 2.31 U	**3.05**	NS	NS	NS	**5.59 J-**	< 3.59 UJ	NS	NS
Barium	mg/kg	NE	NE	NE	4700	**251**	**47.0**	**377**	**163**	**159**	**78.2**	**330**	NS	NS	NS	**76.1**	**487**	NS	NS
Beryllium	mg/kg	NE	NE	NE	**2**	< 0.546 U	< 0.562 U	**0.904**	< 0.556 U	< 2.74 U	< 0.768 U	< 0.553 U	NS	NS	NS	< 0.564 U	< 0.598 U	NS	NS
Cadmium	mg/kg	NE	NE	NE	**34**	**0.548**	< 0.562 U	**3.85**	< 0.556 U	< 0.548 U	< 0.768 U	**4.12**	NS	NS	NS	**0.610**	**5.61**	NS	NS
Chromium	mg/kg	NE	NE	NE	NE	**72.5 J-**	**11.0 J-**	**186 J-**	**46.7 J-**	**44.3 J**	**29.0 J**	**439 J**	NS	NS	NS	**23.3**	**573**	NS	NS
Copper	mg/kg	NE	NE	NE	**2500**	**29.4 J**	**14.4 J**	**5130 J**	**19.6 J**	**36.6**	**13.7**	**323**	NS	NS	NS	**30.1 J**	**365 J**	NS	NS
Lead	mg/kg	NE	NE	NE	**400**	**24.1**	**2.75**	**600**	**26.2**	**19.1 J**	**5.19 J**	**634 J**	NS	NS	NS	**57.8 J**	**838 J**	NS	NS
Mercury	mg/kg	NE	NE	NE	20	**0.0753 J**	< 0.0364 UJ	**1.02 J**	**0.0500 J**	**0.0450 J+**	**0.0605 J+**	**1.11 J+**	NS	NS	NS	**0.180 J**	**0.705 J**	NS	NS
Nickel	mg/kg	NE	NE	NE	**1400**	**29.4 J**	**8.74 J**	**1730 J**	**18.3 J**	**19.2**	**17.9**	**113**	NS	NS	NS	**14.0 J**	**127 J**	NS	NS
Selenium	mg/kg	NE	NE	NE	340	< 1.64 U	< 1.69 U	< 1.78 U	< 1.67 U	< 1.64 U	< 2.31 U	< 1.66 U	NS	NS	NS	< 1.69 UJ	< 3.59 UJ	NS	NS
Silver	mg/kg	NE	NE	NE	340	< 1.64 U	< 1.69 U	< 1.78 U	< 1.67 U	< 1.64 UJ	< 2.31 UJ	< 1.66 UJ	NS	NS	NS	< 1.69 U	< 2.51 U	NS	NS
Thallium	mg/kg	NE	NE	NE	**5.4**	< 3.28 U	< 3.37 U	**5.93**	< 3.34 U	< 3.29 U	< 4.61 U	< 3.32 U	NS	NS	NS	< 3.38 U	< 3.59 U	NS	NS
Vanadium	mg/kg	NE	NE	NE	**470**	**60.3 J**	**12.4 J**	**1990 J**	**40.8 J**	**35.9 J**	**21.4 J**	**150 J**	NS	NS	NS	**24.9**	**137**	NS	NS
Zinc	mg/kg	NE	NE	NE	**20000**	**62.9 J**	**15.9 J**	**1220 J**	**56.4 J**	**50.4 J**	**40.4 J**	**878 J**	NS	NS	NS	**67.5**	**1130**	NS	NS
Metals-SPLP																			
Antimony	ug/l	**6**	60	NE	NE	NS	NS	NS	NS	NS	NS	NS	NS	NS	NS	NS	NS	NS	NS
Arsenic	ug/l	50	500	NE	NE	NS	NS	NS	NS	NS	NS	NS	NS	NS	NS	NS	NS	NS	NS
Barium	ug/l	1000	10000	NE	NE	NS	NS	NS	NS	NS	NS	NS	NS	NS	NS	NS	NS	NS	NS
Cadmium	ug/l	**5**	**50**	NE	NE	NS	NS	NS	NS	NS	NS	NS	NS	NS	NS	NS	NS	NS	NS
Chromium	ug/l	50	500	NE	NE	NS	NS	NS	NS	NS	NS	NS	NS	NS	NS	NS	NS	NS	NS
Copper	ug/l	1300	13000	NE	NE	NS	NS	NS	NS	NS	NS	NS	NS	NS	NS	NS	NS	NS	NS
Lead	ug/l	**15**	**150**	NE	NE	NS	NS	NS	NS	NS	NS	NS	NS	NS	NS	NS	NS	NS	NS
Nickel	ug/l	100	1000	NE	NE	NS	NS	NS	NS	NS	NS	NS	NS	NS	NS	NS	NS	NS	NS
Vanadium	ug/l	50	500	NE	NE	NS	NS	NS	NS	NS	NS	NS	NS	NS	NS	NS	NS	NS	NS
Zinc	ug/l	5000	50000	NE	NE	NS	NS	NS	NS	NS	NS	NS	NS	NS	NS	NS	NS	NS	NS
Cyanide																			
Cyanide	mg/kg	NE	NE	NE	1400	NS	NS	NS	NS	NS	NS	NS	NS	NS	NS	NS	NS	NS	NS
PCBs																			
Aroclor 1242	ug/kg	NE	NE	NE	NE	< 22.6 U	< 24.4 U	< 24.3 U	< 24.2 U	< 21.3 U	< 30.3 U	< 22700 U	**510000**	**980000**	**1100000**	< 22.9 U	< 24100 U	**578**	< 20.9 U
Aroclor 1248	ug/kg	NE	NE	NE	NE	**608**	**79.2**	**1280000**	**118000**	**3500**	**219**	**713000**	< 47000	< 91000	< 91000	**2650**	**2210000**	< 24.8 U	**820**
Aroclor 1254	ug/kg	NE	NE	NE	NE	< 22.6 U	< 24.4 U	< 24.3 U	< 24.2 U	< 21.3 U	< 30.3 U	< 22700 U	< 47000	< 91000	< 91000	< 22.9 U	< 24100 U	< 24.8 U	< 20.9 U
Aroclor 1260	ug/kg	NE	NE	NE	NE	< 22.6 U	< 24.4 U	< 24.3 U	< 24.2 U	**123**	< 30.3 U	< 22700 U	< 47000	< 91000	< 91000	**342 J**	**27800**	< 24.8 U	< 20.9 U
Aroclor 1262	ug/kg	NE	NE	NE	NE	< 22.6 U	< 24.4 U	< 24.3 U	< 24.2 U	< 21.3 U	< 30.3 U	< 22700 U	< 47000	< 91000	< 91000	< 22.9 U	< 24100 U	< 24.8 U	< 20.9 U
Total PCB Aroclors	ug/kg	**NE**	NE	NE	**1000**	**608**	**79.2**	**1280000**	**118000**	**3620**	**219**	**713000**	**510000**	**980000**	**1100000**	**2990**	**2237800**	**578**	**820**
PCBs-SPLP																			
Aroclor 1242	ug/l	NE	NE	NE	NE	NS	NS	NS	NS	NS	NS	NS	NS	NS	NS	NS	NS	NS	NS
Aroclor 1248	ug/l	NE	NE	NE	NE	NS	NS	NS	NS	NS	NS	NS	NS	NS	NS	NS	NS	NS	NS
Aroclor 1260	ug/l	NE	NE	NE	NE	NS	NS	NS	NS	NS	NS	NS	NS	NS	NS	NS	NS	NS	NS
Total PCB Aroclors	ug/l	**0.5**	**5**	NE	NE	NS	NS	NS	NS	NS	NS	NS	NS	NS	NS	NS	NS	NS	NS
Pesticides																			
4,4-DDD (p,p)	ug/kg	NE	NE	NE	NE	NS	NS	NS	NS	NS	NS	NS	NS	NS	NS	NS	NS	NS	NS
4,4-DDE (p,p)	ug/kg	NE	NE	NE	NE	NS	NS	NS	NS	NS	NS	NS	NS	NS	NS	NS	NS	NS	NS
4,4-DDT (p,p)	ug/kg	NE	NE	NE	1800	NS	NS	NS	NS	NS	NS	NS	NS	NS	NS	NS	NS	NS	NS
alpha-Chlordane	ug/kg	NE	NE	NE	NE	NS	NS	NS	NS	NS	NS	NS	NS	NS	NS	NS	NS	NS	NS
Chlordane	ug/kg	NE	NE	NE	**490**	NS	NS	NS	NS	NS	NS	NS	NS	NS	NS	NS	NS	NS	NS
Endrin	ug/kg	NE	NE	NE	20000	NS	NS	NS	NS	NS	NS	NS	NS	NS	NS	NS	NS	NS	NS
gamma-Chlordane	ug/kg	NE	NE	NE	NE	NS	NS	NS	NS	NS	NS	NS	NS	NS	NS	NS	NS	NS	NS
Methoxychlor	ug/kg	800	8000	NE	340000	NS	NS	NS	NS	NS	NS	NS	NS	NS	NS	NS	NS	NS	NS
Total DDx	ug/kg	***3***	***20***	NE	1800	NS	NS	NS	NS	NS	NS	NS	NS	NS	NS	NS	NS	NS	NS
Pesticides-SPLP																			
Chlordane	ug/l	NE	NE	**3**	NE	NS	NS	NS	NS	NS	NS	NS	NS	NS	NS	NS	NS	NS	NS
Herbicides																			
Total Herbicides	ug/kg	NE	NE	NE	NE	NS	NS	NS	NS	NS	NS	NS	NS	NS	NS	NS	NS	NS	NS

Notes:
This is a summary table. Only detected analytes are shown.
<0.010 = Not detected above the laboratory reporting limit
Bold = Detected above reporting limit
Yellow highlighted cells exceed the 2013 GA PMC
Green highlighted cells exceed the 2013 GB PMC
Blue highlighted cells exceed the 2013 RES DEC
RES DEC = Residential Direct Exposure Criteria
GA PMC = Pollutant Mobility Criteria for GA classified groundwater areas
GB PMC = Pollutant Mobility Criteria for GB classified groundwater areas
GWPC = Groundwater Protection Criteria
Italicized criteria indicate that criteria value is from CTDEEP Recommended Criteria Values for Common Additional Polluting Substances and Alternative Criteria Requests (September 2018)
NE = Criteria has not been established
NS = Not sampled for this constituent
ug/kg = micrograms per kilogram
ug/l = micrograms per liter
mg/kg = milligrams per kilogram
U = The analyte was not detected above the detection limit
J+ = Result may be biased high
J-= Result may be biased low
J = Result is considered estimated
UJ = The analyte was not detected at a level greater than or equal to the adjusted DL. However, the reported adjusted DL is approximate and may be inaccurate or imprecise.

Table 2
AOC 1 Non-PCB Soil Analytical Data
EC Application

Location ID						AK16-SS101	AK17-SB441	AK17-SB441	AK17-SB441	AK19-SB485	AK19-SB485	AK19-SB485	AL10-SS176	AL13-SB439	AL13-SB439	AL15-SB480	AL15-SB480	AL16-SB486	AL16-SB486
Depth Interval						0 - 0.5 ft	1 - 2 ft	13 - 14 ft	7 - 8 ft	13 - 14 ft	4 - 5 ft	6 - 7 ft	0 - 0.25 ft	2 - 3 ft	3 - 4 ft	11 - 12 ft	7 - 8 ft	4 - 5 ft	7 - 8 ft
Sample ID	Unit	2013 GA PMC	2013 GB PMC	GWPC x 10	2013 RES DEC	AK16-SS101-080511	17-SB441(1-2) 07067	-SB441(13-14) 07067	7-SB441(7-8) 07061	-SB485 (13-14)-071	9-SB485 (4-5)-0713	9-SB485 (6-7)-0713	AL10 SS176 0-3	13-SB439(2-3)07061	13-SB439(3-4)07061	-SB480 (11-12)-071	5-SB480 (7-8)-0712	6-SB486 (4-5)-0713	6-SB486 (7-8)-0713
Sample Date						8/5/2011	7/6/2012	7/6/2012	7/6/2012	7/13/2012	7/13/2012	7/13/2012	8/11/2011	7/6/2012	7/6/2012	7/12/2012	7/12/2012	7/13/2012	7/13/2012
SDG						SB32945	SB52371	SB52371	SB52371	SB52798	SB52798	SB52798	SB33302	SB52371	SB52371	SB52798	SB52798	SB52798	SB52798
CTETPH																			
Aliphatic Hydrocarbons (ETPH) C9-C36	mg/kg	**500**	**2500**	NE	**500**	**293**	NS	NS	NS	NS	NS	**37.4**	NS	< 30.4 U	NS	NS	< 39.0 U	NS	< 33.3 U
Total Petroleum Hydrocarbons	mg/kg	**500**	**2500**	NE	**500**	**293**	NS	NS	NS	NS	NS	**37.4**	NS	< 30.4 U	NS	NS	< 39.0 U	NS	< 33.3 U
Unidentified	mg/kg	NE	NE	NE	NE	**293**	NS	NS	NS	NS	NS	**37.4**	NS	< 30.4 U	NS	NS	< 39.0 U	NS	< 33.3 U
CTETPH-SPLP																			
Aliphatic Hydrocarbons (ETPH) C9-C36	mg/l	NE	NE	2.5	NE	NS	NS	NS	NS	NS	NS	NS	NS	NS	NS	NS	NS	NS	NS
Total Petroleum Hydrocarbons	mg/l	NE	NE	NE	NE	NS	NS	NS	NS	NS	NS	NS	NS	NS	NS	NS	NS	NS	NS
Unidentified	mg/l	NE	NE	NE	NE	NS	NS	NS	NS	NS	NS	NS	NS	NS	NS	NS	NS	NS	NS
VOCs																			
1,1,1-Trichloroethane	ug/kg	4000	40000	NE	500000	NS	NS	NS	NS	NS	NS	NS	NS	NS	NS	NS	NS	NS	NS
1,1-Dichloroethane	ug/kg	**1400**	14000	NE	500000	NS	NS	NS	NS	NS	NS	NS	NS	NS	NS	NS	NS	NS	NS
1,2,4-Trichlorobenzene	ug/kg	NE	NE	NE	21000	NS	NS	NS	NS	NS	NS	NS	NS	NS	NS	NS	NS	NS	NS
1,2,4-Trimethylbenzene	ug/kg	NE	NE	NE	500000	NS	NS	NS	NS	NS	NS	NS	NS	NS	NS	NS	NS	NS	NS
1,2-Dichlorobenzene	ug/kg	3100	3100	NE	500000	NS	NS	NS	NS	NS	NS	NS	NS	NS	NS	NS	NS	NS	NS
1,2-Dichloroethane	ug/kg	**20**	200	NE	6700	NS	NS	NS	NS	NS	NS	NS	NS	NS	NS	NS	NS	NS	NS
1,3,5-Trimethylbenzene	ug/kg	NE	NE	NE	500000	NS	NS	NS	NS	NS	NS	NS	NS	NS	NS	NS	NS	NS	NS
1,3-Dichlorobenzene	ug/kg	12000	120000	NE	500000	NS	NS	NS	NS	NS	NS	NS	NS	NS	NS	NS	NS	NS	NS
1,4-Dichlorobenzene	ug/kg	1500	15000	NE	26000	NS	NS	NS	NS	NS	NS	NS	NS	NS	NS	NS	NS	NS	NS
2-Butanone (MEK)	ug/kg	8000	80000	NE	500000	NS	NS	NS	NS	NS	NS	NS	NS	NS	NS	NS	NS	NS	NS
Acetone	ug/kg	14000	140000	NE	500000	NS	NS	NS	NS	NS	NS	NS	NS	NS	NS	NS	NS	NS	NS
Benzene	ug/kg	**20**	**200**	NE	21000	NS	NS	NS	NS	NS	NS	NS	NS	NS	NS	NS	NS	NS	NS
Chlorobenzene	ug/kg	2000	20000	NE	500000	NS	NS	NS	NS	NS	NS	NS	NS	NS	NS	NS	NS	NS	NS
Chloroethane	ug/kg	NE	NE	NE	130000	NS	NS	NS	NS	NS	NS	NS	NS	NS	NS	NS	NS	NS	NS
cis-1,2-Dichloroethylene	ug/kg	**1400**	**14000**	NE	500000	NS	NS	NS	NS	NS	NS	NS	NS	NS	NS	NS	NS	NS	NS
Ethyl ether	ug/kg	NE	NE	NE	NE	NS	NS	NS	NS	NS	NS	NS	NS	NS	NS	NS	NS	NS	NS
Ethylbenzene	ug/kg	**10100**	**10100**	NE	500000	NS	NS	NS	NS	NS	NS	NS	NS	NS	NS	NS	NS	NS	NS
Isopropylbenzene	ug/kg	NE	NE	NE	500000	NS	NS	NS	NS	NS	NS	NS	NS	NS	NS	NS	NS	NS	NS
m,p-Xylenes	ug/kg	NE	**19500**	NE	NE	NS	NS	NS	NS	NS	NS	NS	NS	NS	NS	NS	NS	NS	NS
Methyl Isobutyl Ketone	ug/kg	7000	14000	NE	500000	NS	NS	NS	NS	NS	NS	NS	NS	NS	NS	NS	NS	NS	NS
Naphthalene	ug/kg	**5600**	56000	NE	1000000	NS	NS	NS	NS	NS	NS	NS	NS	NS	NS	NS	NS	NS	NS
n-Butylbenzene	ug/kg	NE	NE	NE	500000	NS	NS	NS	NS	NS	NS	NS	NS	NS	NS	NS	NS	NS	NS
n-Propylbenzene	ug/kg	NE	NE	NE	500000	NS	NS	NS	NS	NS	NS	NS	NS	NS	NS	NS	NS	NS	NS
o-Xylene	ug/kg	NE	**19500**	NE	NE	NS	NS	NS	NS	NS	NS	NS	NS	NS	NS	NS	NS	NS	NS
p-Isopropyltoluene	ug/kg	NE	NE	NE	500000	NS	NS	NS	NS	NS	NS	NS	NS	NS	NS	NS	NS	NS	NS
sec-Butylbenzene	ug/kg	NE	NE	NE	500000	NS	NS	NS	NS	NS	NS	NS	NS	NS	NS	NS	NS	NS	NS
Styrene	ug/kg	2000	20000	NE	500000	NS	NS	NS	NS	NS	NS	NS	NS	NS	NS	NS	NS	NS	NS
tert-butylbenzene	ug/kg	NE	NE	NE	500000	NS	NS	NS	NS	NS	NS	NS	NS	NS	NS	NS	NS	NS	NS
Tetrachloroethylene	ug/kg	**100**	1000	NE	12000	NS	NS	NS	NS	NS	NS	NS	NS	NS	NS	NS	NS	NS	NS
Toluene	ug/kg	20000	67000	NE	500000	NS	NS	NS	NS	NS	NS	NS	NS	NS	NS	NS	NS	NS	NS
Total Xylenes	ug/kg	**19500**	**19500**	NE	NE	NS	NS	NS	NS	NS	NS	NS	NS	NS	NS	NS	NS	NS	NS
trans-1,2-Dichloroethylene	ug/kg	**2000**	20000	NE	500000	NS	NS	NS	NS	NS	NS	NS	NS	NS	NS	NS	NS	NS	NS
Trichloroethene	ug/kg	**100**	**1000**	NE	56000	NS	NS	NS	NS	NS	NS	NS	NS	NS	NS	NS	NS	NS	NS
Vinyl chloride	ug/kg	**40**	**400**	NE	**320**	NS	NS	NS	NS	NS	NS	NS	NS	NS	NS	NS	NS	NS	NS
VOCs-SPLP																			
Total VOC-SPLP	ug/l	NE	NE	NE	NE	NS	NS	NS	NS	NS	NS	NS	NS	NS	NS	NS	NS	NS	NS
SVOC-SIMs																			
Benzo(a)pyrene	ug/kg	1000	1000	NE	1000	NS	NS	NS	NS	NS	NS	NS	NS	NS	NS	NS	NS	NS	NS
Benzo(b)fluoranthene	ug/kg	1000	1000	NE	1000	NS	NS	NS	NS	NS	NS	NS	NS	NS	NS	NS	NS	NS	NS
Fluoranthene	ug/kg	5600	56000	NE	1000000	NS	NS	NS	NS	NS	NS	NS	NS	NS	NS	NS	NS	NS	NS
Pyrene	ug/kg	4000	40000	NE	1000000	NS	NS	NS	NS	NS	NS	NS	NS	NS	NS	NS	NS	NS	NS
SVOCs																			
1-Methylnaphthalene	ug/kg	*200*	*1000*	NE	*21000*	< 745 U	NS	NS	NS	NS	NS	< 179 UJ	NS	< 199 U	NS	NS	< 246 U	NS	< 218 UJ
2-Methylnaphthalene	ug/kg	*560*	*5600*	NE	*270000*	< 745 U	NS	NS	NS	NS	NS	< 179 U	NS	< 199 U	NS	NS	< 246 U	NS	< 218 U
Acenaphthene	ug/kg	*8400*	*84000*	NE	*1000000*	< 745 U	NS	NS	NS	NS	NS	< 179 U	NS	< 199 U	NS	NS	< 246 U	NS	< 218 U
Acenaphthylene	ug/kg	8400	84000	NE	1000000	< 745 U	NS	NS	NS	NS	NS	< 179 U	NS	< 199 U	NS	NS	< 246 U	NS	< 218 U
Anthracene	ug/kg	40000	400000	NE	1000000	< 745 U	NS	NS	NS	NS	NS	< 179 UJ	NS	< 199 U	NS	NS	< 246 U	NS	< 218 UJ
Benzo(a)anthracene	ug/kg	**1000**	**1000**	NE	**1000**	< 745 U	NS	NS	NS	NS	NS	< 179 U	NS	**209**	NS	NS	< 246 U	NS	< 218 U
Benzo(a)pyrene	ug/kg	**1000**	**1000**	NE	**1000**	< 745 U	NS	NS	NS	NS	NS	< 179 U	NS	**205**	NS	NS	< 246 U	NS	< 218 U
Benzo(b)fluoranthene	ug/kg	**1000**	**1000**	NE	**1000**	< 745 U	NS	NS	NS	NS	NS	< 179 U	NS	< 199 U	NS	NS	< 246 U	NS	< 218 U
Benzo(g,h,i)perylene	ug/kg	*1000*	*1000*	NE	*8400*	< 745 U	NS	NS	NS	NS	NS	< 179 U	NS	< 199 U	NS	NS	< 246 U	NS	< 218 U
Benzo(k)fluoranthene	ug/kg	**1000**	**1000**	NE	**8400**	< 745 U	NS	NS	NS	NS	NS	< 179 U	NS	**230**	NS	NS	< 246 U	NS	< 218 U
Bis(2-ethylhexyl)phthalate	ug/kg	**1000**	11000	NE	44000	NS	NS	NS	NS	NS	NS	NS	NS	NS	NS	NS	NS	NS	NS
Chrysene	ug/kg	*1000*	*1000*	NE	*84000*	< 745 UJ	NS	NS	NS	NS	NS	< 179 UJ	NS	< 199 U	NS	NS	< 246 U	NS	< 218 UJ
Dibenzo(a,h)anthracene	ug/kg	*1000*	*1000*	NE	***1000***	< 745 U	NS	NS	NS	NS	NS	< 179 U	NS	< 199 U	NS	NS	< 246 U	NS	< 218 U
Fluoranthene	ug/kg	**5600**	56000	NE	1000000	< 745 U	NS	NS	NS	NS	NS	< 179 UJ	NS	**396**	NS	NS	< 246 U	NS	< 218 UJ
Fluorene	ug/kg	**5600**	56000	NE	1000000	< 745 U	NS	NS	NS	NS	NS	< 179 U	NS	< 199 U	NS	NS	< 246 U	NS	< 218 U
Indeno(1,2,3-cd)pyrene	ug/kg	*1000*	*1000*	NE	***1000***	< 745 U	NS	NS	NS	NS	NS	< 179 U	NS	< 199 U	NS	NS	< 246 U	NS	< 218 U
Naphthalene	ug/kg	**5600**	56000	NE	1000000	< 745 U	NS	NS	NS	NS	NS	< 179 UJ	NS	< 199 U	NS	NS	< 246 U	NS	< 218 UJ
Phenanthrene	ug/kg	**4000**	40000	NE	1000000	< 745 U	NS	NS	NS	NS	NS	< 179 U	NS	**234**	NS	NS	< 246 U	NS	< 218 U
Pyrene	ug/kg	**4000**	40000	NE	1000000	< 745 U	NS	NS	NS	NS	NS	< 179 U	NS	**392**	NS	NS	< 246 U	NS	< 218 U
SVOCs-SPLP																			
1-Methylnaphthalene	ug/l	NE	NE	*50*	NE	NS	NS	NS	NS	NS	NS	NS	NS	NS	NS	NS	NS	NS	NS
2-Methylnaphthalene	ug/l	NE	NE	*280*	NE	NS	NS	NS	NS	NS	NS	NS	NS	NS	NS	NS	NS	NS	NS
Acenaphthene	ug/l	NE	NE	*4200*	NE	NS	NS	NS	NS	NS	NS	NS	NS	NS	NS	NS	NS	NS	NS
Anthracene	ug/l	NE	NE	20000	NE	NS	NS	NS	NS	NS	NS	NS	NS	NS	NS	NS	NS	NS	NS
Benzo(a)anthracene	ug/l	NE	NE	0.6	NE	NS	NS	NS	NS	NS	NS	NS	NS	NS	NS	NS	NS	NS	NS
Fluoranthene	ug/l	NE	NE	2800	NE	NS	NS	NS	NS	NS	NS	NS	NS	NS	NS	NS	NS	NS	NS
Fluorene	ug/l	NE	NE	2800	NE	NS	NS	NS	NS	NS	NS	NS	NS	NS	NS	NS	NS	NS	NS
Naphthalene	ug/l	NE	NE	2800	NE	NS	NS	NS	NS	NS	NS	NS	NS	NS	NS	NS	NS	NS	NS
Phenanthrene	ug/l	NE	NE	2000	NE	NS	NS	NS	NS	NS	NS	NS	NS	NS	NS	NS	NS	NS	NS
Pyrene	ug/l	NE	NE	2000	NE	NS	NS	NS	NS	NS	NS	NS	NS	NS	NS	NS	NS	NS	NS

Table 2
AOC 1 Non-PCB Soil Analytical Data
EC Application

Location ID						AK16-SS101	AK17-SB441	AK17-SB441	AK17-SB441	AK19-SB485	AK19-SB485	AK19-SB485	AL10-SS176	AL13-SB439	AL13-SB439	AL15-SB480	AL15-SB480	AL16-SB486	AL16-SB486
Depth Interval						0 - 0.5 ft	1 - 2 ft	13 - 14 ft	7 - 8 ft	13 - 14 ft	4 - 5 ft	6 - 7 ft	0 - 0.25 ft	2 - 3 ft	3 - 4 ft	11 - 12 ft	7 - 8 ft	4 - 5 ft	7 - 8 ft
Sample ID	Unit	2013 GA PMC	2013 GB PMC	GWPC x 10	2013 RES DEC	AK16-SS101-080511	17-SB441(1-2) 07067	-SB441(13-14) 0706	7-SB441(7-8) 07061	-SB485 (13-14)-071	9-SB485 (4-5)-0713	9-SB485 (6-7)-0713	AL10 SS176 0-3	13-SB439(2-3)07061	13-SB439(3-4)07061	-SB480 (11-12)-071	5-SB480 (7-8)-0712	6-SB486 (4-5)-0713	6-SB486 (7-8)-0713
Sample Date						8/5/2011	7/6/2012	7/6/2012	7/6/2012	7/13/2012	7/13/2012	7/13/2012	8/11/2011	7/6/2012	7/6/2012	7/12/2012	7/12/2012	7/13/2012	7/13/2012
SDG						SB32945	SB52371	SB52371	SB52371	SB52798	SB52798	SB52798	SB33302	SB52371	SB52371	SB52798	SB52798	SB52798	SB52798
Metals																			
Antimony	mg/kg	NE	NE	NE	**27**	NS	< 5.24 UJ	< 13.3 UJ	< 4.74 UJ	< 9.57 UJ	< 4.74 UJ	< 4.95 UJ	NS	< 5.19 UJ	< 6.10 UJ	< 5.22 UJ	< 7.09 UJ	< 5.13 UJ	< 6.61 UJ
Arsenic	mg/kg	NE	NE	NE	**10**	**4.56**	< 1.57 U	< 3.98 U	< 1.42 U	< 2.87 UJ	**4.39 J-**	< 7.42 UJ	NS	< 1.56 U	< 1.83 U	< 3.13 UJ	**3.60 J-**	< 7.70 UJ	< 1.98 UJ
Barium	mg/kg	NE	NE	NE	4700	NS	**60.6**	**312**	**109**	**203**	**148**	**58.7**	NS	**172**	**101**	**141**	**187**	**144**	**101**
Beryllium	mg/kg	NE	NE	NE	**2**	NS	< 0.524 U	< 1.33 U	< 0.474 U	< 0.957 U	**0.640**	< 0.495 U	NS	< 2.59 U	**0.702**	**0.587**	**1.02**	**1.16**	< 0.661 U
Cadmium	mg/kg	NE	NE	NE	**34**	< 0.35 U	< 0.524 U	< 1.33 U	< 0.474 U	< 0.957 U	**0.531**	< 0.495 U	NS	< 0.519 U	< 0.610 U	< 0.522 U	< 0.709 U	**0.968**	< 0.661 U
Chromium	mg/kg	NE	NE	NE	NE	**27.5**	**16.0 J**	**37.4 J**	**29.8 J**	**42.3**	**28.7**	**17.6**	NS	**29.5 J**	**27.5 J**	**33.2**	**46.7**	**45.3**	**25.0**
Copper	mg/kg	NE	NE	NE	**2500**	NS	**28.3**	**33.2**	**32.7**	**10.1 J**	**37.2 J**	**14.5 J**	NS	**44.5**	**9.53**	**7.99 J**	**12.2 J**	**44.9 J**	**2.46 J**
Lead	mg/kg	NE	NE	NE	**400**	**36.1**	**28.8 J**	**6.71 J**	**27.1 J**	**5.51 J**	**113 J**	**16.2 J**	NS	**102 J**	**15.0 J**	**3.90 J**	**37.5 J**	**27.2 J**	**3.19 J**
Mercury	mg/kg	NE	NE	NE	20	**0.09**	**0.0653 J+**	**0.144 J+**	< 0.0306 U	< 0.0570 UJ	**0.0890 J**	**0.0592 J**	NS	**0.143 J+**	**0.0573 J+**	< 0.0326 UJ	**0.116 J**	< 0.0306 UJ	< 0.0383 UJ
Nickel	mg/kg	NE	NE	NE	**1400**	NS	**11.2**	**23.8**	**26.4**	**19.8 J**	**14.2 J**	**11.8 J**	NS	**18.6**	**14.7**	**16.2 J**	**22.3 J**	**21.7 J**	**12.0 J**
Selenium	mg/kg	NE	NE	NE	340	NS	< 1.57 U	< 3.98 U	< 1.42 U	< 2.87 UJ	< 1.42 UJ	< 1.48 UJ	NS	< 1.56 U	< 1.83 U	< 1.57 UJ	< 2.13 UJ	< 1.54 UJ	< 1.98 UJ
Silver	mg/kg	NE	NE	NE	340	NS	< 1.57 UJ	< 3.98 UJ	< 1.42 UJ	< 2.87 U	< 1.42 U	< 1.48 U	NS	< 1.56 UJ	< 1.83 UJ	< 1.57 U	< 2.13 U	< 1.54 U	< 1.98 U
Thallium	mg/kg	NE	NE	NE	**5.4**	NS	< 3.14 U	< 7.95 U	< 2.84 U	< 5.74 U	< 2.85 U	< 2.97 U	NS	< 3.11 U	< 3.66 U	< 3.13 U	< 4.25 U	< 3.08 U	< 3.96 U
Vanadium	mg/kg	NE	NE	NE	**470**	NS	**41.8 J**	**34.7 J**	**32.4 J**	**27.9**	**26.1**	**18.1**	NS	**33.4 J**	**25.0 J**	**21.3**	**34.6**	**54.9**	**18.2**
Zinc	mg/kg	NE	NE	NE	**20000**	NS	**92.0 J**	**40.2 J**	**84.9 J**	**52.2**	**83.3**	**29.7**	NS	**126 J**	**41.9 J**	**51.4**	**59.7**	**49.4**	**26.0**
Metals-SPLP																			
Antimony	ug/l	**6**	60	NE	NE	NS	NS	NS	NS	NS	NS	NS	NS	NS	NS	NS	NS	NS	NS
Arsenic	ug/l	50	500	NE	NE	NS	NS	NS	NS	NS	NS	NS	NS	NS	NS	NS	NS	NS	NS
Barium	ug/l	1000	10000	NE	NE	NS	NS	NS	NS	NS	NS	NS	NS	NS	NS	NS	NS	NS	NS
Cadmium	ug/l	**5**	**50**	NE	NE	NS	NS	NS	NS	NS	NS	NS	NS	NS	NS	NS	NS	NS	NS
Chromium	ug/l	50	500	NE	NE	NS	NS	NS	NS	NS	NS	NS	NS	NS	NS	NS	NS	NS	NS
Copper	ug/l	1300	13000	NE	NE	NS	NS	NS	NS	NS	NS	NS	NS	NS	NS	NS	NS	NS	NS
Lead	ug/l	**15**	**150**	NE	NE	NS	NS	NS	NS	NS	NS	NS	NS	NS	NS	NS	NS	NS	NS
Nickel	ug/l	100	1000	NE	NE	NS	NS	NS	NS	NS	NS	NS	NS	NS	NS	NS	NS	NS	NS
Vanadium	ug/l	50	500	NE	NE	NS	NS	NS	NS	NS	NS	NS	NS	NS	NS	NS	NS	NS	NS
Zinc	ug/l	5000	50000	NE	NE	NS	NS	NS	NS	NS	NS	NS	NS	NS	NS	NS	NS	NS	NS
Cyanide																			
Cyanide	mg/kg	NE	NE	NE	1400	NS	NS	NS	NS	NS	NS	NS	NS	NS	NS	NS	NS	NS	NS
PCBs																			
Aroclor 1242	ug/kg	NE	NE	NE	NE	< 22.8 U	< 21.4 U	< 55.5 U	< 410 U	< 37.6 U	< 22.3 U	< 20.4 U	< 22.6 U	< 22.9 U	< 121 U	< 23.3 U	< 57.3 U	< 21.8 U	< 26.2 U
Aroclor 1248	ug/kg	NE	NE	NE	NE	**278**	**278 J**	**169**	**16800**	< 37.6 U	< 22.3 U	< 20.4 U	**1370**	**2440**	< 121 U	**186**	< 57.3 U	**109**	**97.1**
Aroclor 1254	ug/kg	NE	NE	NE	NE	< 22.8 U	**124**	< 55.5 U	< 410 U	< 37.6 U	< 22.3 U	< 20.4 U	< 22.6 U	< 22.9 U	< 24.3 U	< 23.3 U	< 28.7 U	< 21.8 U	< 26.2 U
Aroclor 1260	ug/kg	NE	NE	NE	NE	**26.3**	< 21.4 UJ	< 55.5 U	< 410 U	< 37.6 U	< 22.3 U	< 20.4 U	< 22.6 U	**133**	< 24.3 U	< 23.3 U	< 28.7 U	< 21.8 U	< 26.2 U
Aroclor 1262	ug/kg	NE	NE	NE	NE	< 22.8 U	< 21.4 U	< 55.5 U	< 410 U	< 37.6 U	< 22.3 U	< 20.4 U	< 22.6 U	< 22.9 U	< 24.3 U	< 23.3 U	< 28.7 U	< 21.8 U	< 26.2 U
Total PCB Aroclors	ug/kg	**NE**	NE	NE	**1000**	**304**	**402**	**169**	**16800**	< 37.6 U	< 22.3 U	< 20.4 U	**1370**	**2570**	< 121 U	**186**	< 57.3 U	**109**	**97.1**
PCBs-SPLP																			
Aroclor 1242	ug/l	NE	NE	NE	NE	NS	NS	NS	NS	NS	NS	NS	NS	NS	NS	NS	NS	NS	NS
Aroclor 1248	ug/l	NE	NE	NE	NE	NS	NS	NS	NS	NS	NS	NS	NS	NS	NS	NS	NS	NS	NS
Aroclor 1260	ug/l	NE	NE	NE	NE	NS	NS	NS	NS	NS	NS	NS	NS	NS	NS	NS	NS	NS	NS
Total PCB Aroclors	ug/l	**0.5**	**5**	NE	NE	NS	NS	NS	NS	NS	NS	NS	NS	NS	NS	NS	NS	NS	NS
Pesticides																			
4,4-DDD (p,p)	ug/kg	NE	NE	NE	NE	< 7.22 U	NS	NS	NS	NS	NS	NS	< 9.38 U	NS	NS	NS	NS	NS	NS
4,4-DDE (p,p)	ug/kg	NE	NE	NE	NE	**8.34 J**	NS	NS	NS	NS	NS	NS	< 5.86 U	NS	NS	NS	NS	NS	NS
4,4-DDT (p,p)	ug/kg	NE	NE	NE	1800	NS R	NS	NS	NS	NS	NS	NS	< 9.38 U	NS	NS	NS	NS	NS	NS
alpha-Chlordane	ug/kg	NE	NE	NE	NE	**14.2 J**	NS	NS	NS	NS	NS	NS	**23.5 J**	NS	NS	NS	NS	NS	NS
Chlordane	ug/kg	NE	NE	NE	**490**	**116**	NS	NS	NS	NS	NS	NS	**220 J**	NS	NS	NS	NS	NS	NS
Endrin	ug/kg	NE	NE	NE	20000	< 7.22 U	NS	NS	NS	NS	NS	NS	< 9.38 U	NS	NS	NS	NS	NS	NS
gamma-Chlordane	ug/kg	NE	NE	NE	NE	**16.8**	NS	NS	NS	NS	NS	NS	**20.3 J**	NS	NS	NS	NS	NS	NS
Methoxychlor	ug/kg	800	8000	NE	340000	< 7.22 U	NS	NS	NS	NS	NS	NS	< 9.38 U	NS	NS	NS	NS	NS	NS
Total DDx	ug/kg	***3***	***20***	NE	1800	**8.34**	NS	NS	NS	NS	NS	NS	< 9.38	NS	NS	NS	NS	NS	NS
Pesticides-SPLP																			
Chlordane	ug/l	NE	NE	**3**	NE	NS	NS	NS	NS	NS	NS	NS	NS	NS	NS	NS	NS	NS	NS
Herbicides																			
Total Herbicides	ug/kg	NE	NE	NE	NE	< 7.53 U	NS	NS	NS	NS	NS	NS	NS	NS	NS	NS	NS	NS	NS

Notes:
This is a summary table. Only detected analytes are shown.
<0.010 = Not detected above the laboratory reporting limit
Bold = Detected above reporting limit
Yellow highlighted cells exceed the 2013 GA PMC
Green highlighted cells exceed the 2013 GB PMC
Blue highlighted cells exceed the 2013 RES DEC
RES DEC = Residential Direct Exposure Criteria
GA PMC = Pollutant Mobility Criteria for GA classified groundwater areas
GB PMC = Pollutant Mobility Criteria for GB classified groundwater areas
GWPC = Groundwater Protection Criteria
Italicized criteria indicate that criteria value is from CTDEEP Recommended Criteria Values for Common Additional Polluting Substances and Alternative Criteria Requests (September 2018)
NE = Criteria has not been established
NS = Not sampled for this constituent
ug/kg = micrograms per kilogram
ug/l = micrograms per liter
mg/kg = milligrams per kilogram
U = The analyte was not detected above the detection limit
J+ = Result may be biased high
J-= Result may be biased low
J = Result is considered estimated
UJ = The analyte was not detected at a level greater than or equal to the adjusted DL. However, the reported adjusted DL is approximate and may be inaccurate or imprecise.

Table 2
AOC 1 Non-PCB Soil Analytical Data
EC Application

Location ID						AL16-SB486	AL16-SS103	AL16-SS103	AL17	AL17-SB271	AL17-SB271	AL17-SB271	AL17-SS104	AL17-SS104	AL18-SS105	AL18-SS105	AL19-SB491	AL19-SB491	AL19-SB491
Depth Interval						8 - 9 ft	0 - 0.5 ft	0 - 0.5 ft	1 - 2 ft	0 - 1 ft	2 - 3 ft	5 - 6 ft	0 - 0.5 ft	0 - 0.25 ft	0 - 0.5 ft	0 - 0.25 ft	13 - 14 ft	2 - 3 ft	7 - 8 ft
Sample ID	Unit	2013 GA PMC	2013 GB PMC	GWPC x 10	2013 RES DEC	6-SB486 (8-9)-0713	AL16-SS103-080311	AL16-SS103-080511	AL17 (1-2)-1	7-SB271(0-1)-1228	7-SB271(2-3)-1228	7-SB271(5-6)-1228	AL17-SS104-080311	AL17SS104 0-3	AL18-SS105-080311	AL18SS105 0-3	-SB491 (13-14)-071	9-SB491 (2-3)-0713	9-SB491 (7-8)-0713
Sample Date						7/13/2012	8/3/2011	8/5/2011	9/21/2020	12/28/2011	12/28/2011	12/28/2011	8/3/2011	8/31/2011	8/3/2011	8/31/2011	7/13/2012	7/13/2012	7/13/2012
SDG						SB52798	SB32768	SB32945	20I1104	SB41766	SB41766	SB41766	SB32768	SB34491	SB32768	SB34491	SB52798	SB52798	SB52798
CTETPH																			
Aliphatic Hydrocarbons (ETPH) C9-C36	mg/kg	**500**	**2500**	NE	**500**	NS	**287 J**	NS	**44**	NS	NS	< 18.2 U	NS	NS	NS	NS	NS	NS	**53.0**
Total Petroleum Hydrocarbons	mg/kg	**500**	**2500**	NE	**500**	NS	NS	NS	NS	NS	NS	< 18.2 U	NS	NS	NS	NS	NS	NS	**53.0**
Unidentified	mg/kg	NE	NE	NE	NE	NS	**287 J**	NS	NS	NS	NS	< 18.2 U	NS	NS	NS	NS	NS	NS	**53.0**
CTETPH-SPLP																			
Aliphatic Hydrocarbons (ETPH) C9-C36	mg/l	NE	NE	2.5	NE	NS	NS	NS	NS	NS	NS	NS	NS	NS	NS	NS	NS	NS	NS
Total Petroleum Hydrocarbons	mg/l	NE	NE	NE	NE	NS	NS	NS	NS	NS	NS	NS	NS	NS	NS	NS	NS	NS	NS
Unidentified	mg/l	NE	NE	NE	NE	NS	NS	NS	NS	NS	NS	NS	NS	NS	NS	NS	NS	NS	NS
VOCs																			
1,1,1-Trichloroethane	ug/kg	4000	40000	NE	500000	NS	NS	NS	NS	NS	NS	NS	NS	NS	NS	NS	NS	NS	NS
1,1-Dichloroethane	ug/kg	**1400**	14000	NE	500000	NS	NS	NS	NS	NS	NS	NS	NS	NS	NS	NS	NS	NS	NS
1,2,4-Trichlorobenzene	ug/kg	NE	NE	NE	21000	NS	NS	NS	NS	NS	NS	NS	NS	NS	NS	NS	NS	NS	NS
1,2,4-Trimethylbenzene	ug/kg	NE	NE	NE	500000	NS	NS	NS	NS	NS	NS	NS	NS	NS	NS	NS	NS	NS	NS
1,2-Dichlorobenzene	ug/kg	3100	3100	NE	500000	NS	NS	NS	NS	NS	NS	NS	NS	NS	NS	NS	NS	NS	NS
1,2-Dichloroethane	ug/kg	**20**	200	NE	6700	NS	NS	NS	NS	NS	NS	NS	NS	NS	NS	NS	NS	NS	NS
1,3,5-Trimethylbenzene	ug/kg	NE	NE	NE	500000	NS	NS	NS	NS	NS	NS	NS	NS	NS	NS	NS	NS	NS	NS
1,3-Dichlorobenzene	ug/kg	12000	120000	NE	500000	NS	NS	NS	NS	NS	NS	NS	NS	NS	NS	NS	NS	NS	NS
1,4-Dichlorobenzene	ug/kg	1500	15000	NE	26000	NS	NS	NS	NS	NS	NS	NS	NS	NS	NS	NS	NS	NS	NS
2-Butanone (MEK)	ug/kg	8000	80000	NE	500000	NS	NS	NS	NS	NS	NS	NS	NS	NS	NS	NS	NS	NS	NS
Acetone	ug/kg	14000	140000	NE	500000	NS	NS	NS	NS	NS	NS	NS	NS	NS	NS	NS	NS	NS	NS
Benzene	ug/kg	**20**	**200**	NE	21000	NS	NS	NS	NS	NS	NS	NS	NS	NS	NS	NS	NS	NS	NS
Chlorobenzene	ug/kg	2000	20000	NE	500000	NS	NS	NS	NS	NS	NS	NS	NS	NS	NS	NS	NS	NS	NS
Chloroethane	ug/kg	NE	NE	NE	130000	NS	NS	NS	NS	NS	NS	NS	NS	NS	NS	NS	NS	NS	NS
cis-1,2-Dichloroethylene	ug/kg	**1400**	**14000**	NE	500000	NS	NS	NS	NS	NS	NS	NS	NS	NS	NS	NS	NS	NS	NS
Ethyl ether	ug/kg	NE	NE	NE	NE	NS	NS	NS	NS	NS	NS	NS	NS	NS	NS	NS	NS	NS	NS
Ethylbenzene	ug/kg	**10100**	**10100**	NE	500000	NS	NS	NS	NS	NS	NS	NS	NS	NS	NS	NS	NS	NS	NS
Isopropylbenzene	ug/kg	NE	NE	NE	500000	NS	NS	NS	NS	NS	NS	NS	NS	NS	NS	NS	NS	NS	NS
m,p-Xylenes	ug/kg	NE	**19500**	NE	NE	NS	NS	NS	NS	NS	NS	NS	NS	NS	NS	NS	NS	NS	NS
Methyl Isobutyl Ketone	ug/kg	7000	14000	NE	500000	NS	NS	NS	NS	NS	NS	NS	NS	NS	NS	NS	NS	NS	NS
Naphthalene	ug/kg	**5600**	56000	NE	1000000	NS	NS	NS	NS	NS	NS	NS	NS	NS	NS	NS	NS	NS	NS
n-Butylbenzene	ug/kg	NE	NE	NE	500000	NS	NS	NS	NS	NS	NS	NS	NS	NS	NS	NS	NS	NS	NS
n-Propylbenzene	ug/kg	NE	NE	NE	500000	NS	NS	NS	NS	NS	NS	NS	NS	NS	NS	NS	NS	NS	NS
o-Xylene	ug/kg	NE	**19500**	NE	NE	NS	NS	NS	NS	NS	NS	NS	NS	NS	NS	NS	NS	NS	NS
p-Isopropyltoluene	ug/kg	NE	NE	NE	500000	NS	NS	NS	NS	NS	NS	NS	NS	NS	NS	NS	NS	NS	NS
sec-Butylbenzene	ug/kg	NE	NE	NE	500000	NS	NS	NS	NS	NS	NS	NS	NS	NS	NS	NS	NS	NS	NS
Styrene	ug/kg	2000	20000	NE	500000	NS	NS	NS	NS	NS	NS	NS	NS	NS	NS	NS	NS	NS	NS
tert-butylbenzene	ug/kg	NE	NE	NE	500000	NS	NS	NS	NS	NS	NS	NS	NS	NS	NS	NS	NS	NS	NS
Tetrachloroethylene	ug/kg	**100**	1000	NE	12000	NS	NS	NS	NS	NS	NS	NS	NS	NS	NS	NS	NS	NS	NS
Toluene	ug/kg	20000	67000	NE	500000	NS	NS	NS	NS	NS	NS	NS	NS	NS	NS	NS	NS	NS	NS
Total Xylenes	ug/kg	**19500**	**19500**	NE	NE	NS	NS	NS	NS	NS	NS	NS	NS	NS	NS	NS	NS	NS	NS
trans-1,2-Dichloroethylene	ug/kg	**2000**	20000	NE	500000	NS	NS	NS	NS	NS	NS	NS	NS	NS	NS	NS	NS	NS	NS
Trichloroethene	ug/kg	**100**	**1000**	NE	56000	NS	NS	NS	NS	NS	NS	NS	NS	NS	NS	NS	NS	NS	NS
Vinyl chloride	ug/kg	**40**	**400**	NE	**320**	NS	NS	NS	NS	NS	NS	NS	NS	NS	NS	NS	NS	NS	NS
VOCs-SPLP																			
Total VOC-SPLP	ug/l	NE	NE	NE	NE	NS	NS	NS	NS	NS	NS	NS	NS	NS	NS	NS	NS	NS	NS
SVOC-SIMs																			
Benzo(a)pyrene	ug/kg	1000	1000	NE	1000	NS	NS	NS	NS	NS	NS	NS	NS	NS	NS	NS	NS	NS	NS
Benzo(b)fluoranthene	ug/kg	1000	1000	NE	1000	NS	NS	NS	NS	NS	NS	NS	NS	NS	NS	NS	NS	NS	NS
Fluoranthene	ug/kg	5600	56000	NE	1000000	NS	NS	NS	NS	NS	NS	NS	NS	NS	NS	NS	NS	NS	NS
Pyrene	ug/kg	4000	40000	NE	1000000	NS	NS	NS	NS	NS	NS	NS	NS	NS	NS	NS	NS	NS	NS
SVOCs																			
1-Methylnaphthalene	ug/kg	*200*	*1000*	NE	*21000*	NS	< 394 U	NS	NS	NS	NS	< 451 U	NS	NS	NS	NS	NS	NS	< 183 UJ
2-Methylnaphthalene	ug/kg	*560*	*5600*	NE	*270000*	NS	< 394 U	NS	< 190	NS	NS	< 451 U	NS	NS	NS	NS	NS	NS	< 183 U
Acenaphthene	ug/kg	*8400*	*84000*	NE	*1000000*	NS	< 394 U	NS	< 190	NS	NS	< 451 U	NS	NS	NS	NS	NS	NS	< 183 U
Acenaphthylene	ug/kg	8400	84000	NE	1000000	NS	< 394 U	NS	< 190	NS	NS	< 451 UJ	NS	NS	NS	NS	NS	NS	< 183 U
Anthracene	ug/kg	40000	400000	NE	1000000	NS	< 394 UJ	NS	< 190	NS	NS	< 451 U	NS	NS	NS	NS	NS	NS	< 183 UJ
Benzo(a)anthracene	ug/kg	**1000**	**1000**	NE	**1000**	NS	< 394 U	NS	< 190	NS	NS	< 451 U	NS	NS	NS	NS	NS	NS	< 183 U
Benzo(a)pyrene	ug/kg	**1000**	**1000**	NE	**1000**	NS	< 394 U	NS	< 190	NS	NS	< 451 U	NS	NS	NS	NS	NS	NS	< 183 U
Benzo(b)fluoranthene	ug/kg	**1000**	**1000**	NE	**1000**	NS	< 394 U	NS	< 190	NS	NS	< 451 U	NS	NS	NS	NS	NS	NS	< 183 U
Benzo(g,h,i)perylene	ug/kg	*1000*	*1000*	NE	*8400*	NS	< 394 U	NS	< 190	NS	NS	< 451 U	NS	NS	NS	NS	NS	NS	< 183 U
Benzo(k)fluoranthene	ug/kg	**1000**	**1000**	NE	**8400**	NS	< 394 U	NS	< 190	NS	NS	< 451 U	NS	NS	NS	NS	NS	NS	< 183 U
Bis(2-ethylhexyl)phthalate	ug/kg	**1000**	11000	NE	44000	NS	NS	NS	NS	NS	NS	< 451 U	NS	NS	NS	NS	NS	NS	NS
Chrysene	ug/kg	*1000*	*1000*	NE	*84000*	NS	< 394 UJ	NS	< 190	NS	NS	< 451 U	NS	NS	NS	NS	NS	NS	< 183 UJ
Dibenzo(a,h)anthracene	ug/kg	*1000*	*1000*	NE	***1000***	NS	< 394 U	NS	< 190	NS	NS	< 451 U	NS	NS	NS	NS	NS	NS	< 183 U
Fluoranthene	ug/kg	**5600**	56000	NE	1000000	NS	< 394 U	NS	< 190	NS	NS	< 451 U	NS	NS	NS	NS	NS	NS	< 183 UJ
Fluorene	ug/kg	**5600**	56000	NE	1000000	NS	< 394 U	NS	< 190	NS	NS	< 451 U	NS	NS	NS	NS	NS	NS	< 183 U
Indeno(1,2,3-cd)pyrene	ug/kg	*1000*	*1000*	NE	***1000***	NS	< 394 U	NS	< 190	NS	NS	< 451 U	NS	NS	NS	NS	NS	NS	< 183 U
Naphthalene	ug/kg	**5600**	56000	NE	1000000	NS	< 394 U	NS	< 190	NS	NS	< 451 U	NS	NS	NS	NS	NS	NS	< 183 UJ
Phenanthrene	ug/kg	**4000**	40000	NE	1000000	NS	< 394 U	NS	< 190	NS	NS	< 451 U	NS	NS	NS	NS	NS	NS	< 183 U
Pyrene	ug/kg	**4000**	40000	NE	1000000	NS	< 394 U	NS	< 190	NS	NS	< 451 U	NS	NS	NS	NS	NS	NS	< 183 U
SVOCs-SPLP																			
1-Methylnaphthalene	ug/l	NE	NE	*50*	NE	NS	NS	NS	NS	NS	NS	NS	NS	NS	NS	NS	NS	NS	NS
2-Methylnaphthalene	ug/l	NE	NE	*280*	NE	NS	NS	NS	NS	NS	NS	NS	NS	NS	NS	NS	NS	NS	NS
Acenaphthene	ug/l	NE	NE	*4200*	NE	NS	NS	NS	NS	NS	NS	NS	NS	NS	NS	NS	NS	NS	NS
Anthracene	ug/l	NE	NE	20000	NE	NS	NS	NS	NS	NS	NS	NS	NS	NS	NS	NS	NS	NS	NS
Benzo(a)anthracene	ug/l	NE	NE	0.6	NE	NS	NS	NS	NS	NS	NS	NS	NS	NS	NS	NS	NS	NS	NS
Fluoranthene	ug/l	NE	NE	2800	NE	NS	NS	NS	NS	NS	NS	NS	NS	NS	NS	NS	NS	NS	NS
Fluorene	ug/l	NE	NE	2800	NE	NS	NS	NS	NS	NS	NS	NS	NS	NS	NS	NS	NS	NS	NS
Naphthalene	ug/l	NE	NE	2800	NE	NS	NS	NS	NS	NS	NS	NS	NS	NS	NS	NS	NS	NS	NS
Phenanthrene	ug/l	NE	NE	2000	NE	NS	NS	NS	NS	NS	NS	NS	NS	NS	NS	NS	NS	NS	NS
Pyrene	ug/l	NE	NE	2000	NE	NS	NS	NS	NS	NS	NS	NS	NS	NS	NS	NS	NS	NS	NS

Table 2
AOC 1 Non-PCB Soil Analytical Data
EC Application

Greenwich High School
10 Hillside Road
Greenwich, CT

Location ID						AL16-SB486	AL16-SS103	AL16-SS103	AL17	AL17-SB271	AL17-SB271	AL17-SB271	AL17-SS104	AL17-SS104	AL18-SS105	AL18-SS105	AL19-SB491	AL19-SB491	AL19-SB491
Depth Interval						8 - 9 ft	0 - 0.5 ft	0 - 0.5 ft	1 - 2 ft	0 - 1 ft	2 - 3 ft	5 - 6 ft	0 - 0.5 ft	0 - 0.25 ft	0 - 0.5 ft	0 - 0.25 ft	13 - 14 ft	2 - 3 ft	7 - 8 ft
Sample ID	Unit	2013 GA PMC	2013 GB PMC	GWPC x 10	2013 RES DEC	6-SB486 (8-9)-0713	AL16-SS103-080311	AL16-SS103-080511	AL17 (1-2)-1	7-SB271(0-1)-1228	7-SB271(2-3)-1228	7-SB271(5-6)-1228	AL17-SS104-080311	AL17SS104 0-3	AL18-SS105-080311	AL18SS105 0-3	-SB491 (13-14)-071	9-SB491 (2-3)-0713	9-SB491 (7-8)-0713
Sample Date						7/13/2012	8/3/2011	8/5/2011	9/21/2020	12/28/2011	12/28/2011	12/28/2011	8/3/2011	8/31/2011	8/3/2011	8/31/2011	7/13/2012	7/13/2012	7/13/2012
SDG						SB52798	SB32768	SB32945	20I1104	SB41766	SB41766	SB41766	SB32768	SB34491	SB32768	SB34491	SB52798	SB52798	SB52798
Metals																			
Antimony	mg/kg	NE	NE	NE	**27**	< 6.67 UJ	NS	NS	NS	NS	< 4.85 UJ	< 6.22 UJ	NS	NS	NS	NS	< 11.6 UJ	< 4.87 UJ	< 4.98 UJ
Arsenic	mg/kg	NE	NE	NE	**10**	< 4.00 UJ	**4.95**	NS	NS	NS	**5.03**	**2.38**	NS	NS	NS	NS	< 3.47 UJ	< 2.92 UJ	< 2.99 UJ
Barium	mg/kg	NE	NE	NE	4700	**200**	NS	NS	NS	NS	**64.3 J**	**138 J**	NS	NS	NS	NS	**224**	**130**	**48.4**
Beryllium	mg/kg	NE	NE	NE	**2**	**0.853**	NS	NS	NS	NS	< 0.485 U	**0.878**	NS	NS	NS	NS	< 1.16 U	< 0.487 U	< 0.498 U
Cadmium	mg/kg	NE	NE	NE	**34**	< 0.667 U	NS	NS	NS	NS	**0.815**	**0.815**	NS	NS	NS	NS	< 1.16 U	**0.529**	< 0.498 U
Chromium	mg/kg	NE	NE	NE	NE	**44.3**	NS	NS	NS	NS	**18.0 J**	**34.5 J**	NS	NS	NS	NS	**39.8**	**44.5**	**13.2**
Copper	mg/kg	NE	NE	NE	**2500**	**7.70 J**	NS	NS	NS	NS	**19.1 J-**	**8.78 J-**	NS	NS	NS	NS	**13.7 J**	**24.2 J**	**13.0 J**
Lead	mg/kg	NE	NE	NE	**400**	**6.00 J**	**69.4**	NS	**15**	NS	**26.8**	**16.4**	NS	NS	NS	NS	**5.73 J**	**11.9 J**	**10.2 J**
Mercury	mg/kg	NE	NE	NE	20	**0.0598 J**	NS	NS	NS	NS	**0.100 J**	**0.0616 J**	NS	NS	NS	NS	< 0.0704 UJ	< 0.0312 UJ	< 0.0313 UJ
Nickel	mg/kg	NE	NE	NE	**1400**	**18.4 J**	NS	NS	NS	NS	**11.1 J**	**18.2 J**	NS	NS	NS	NS	**22.3 J**	**28.3 J**	**10.6 J**
Selenium	mg/kg	NE	NE	NE	340	< 2.00 UJ	NS	NS	NS	NS	< 1.46 U	< 1.87 U	NS	NS	NS	NS	< 3.47 UJ	< 1.46 UJ	< 1.49 UJ
Silver	mg/kg	NE	NE	NE	340	< 2.00 U	NS	NS	NS	NS	< 1.46 U	< 1.87 U	NS	NS	NS	NS	< 3.47 U	< 1.46 U	< 1.49 U
Thallium	mg/kg	NE	NE	NE	**5.4**	< 4.00 U	NS	NS	NS	NS	< 2.91 U	< 3.73 U	NS	NS	NS	NS	< 6.94 U	< 2.92 U	< 2.99 U
Vanadium	mg/kg	NE	NE	NE	**470**	**31.7**	NS	NS	NS	NS	**21.5**	**25.0**	NS	NS	NS	NS	**28.4**	**31.5**	**14.7**
Zinc	mg/kg	NE	NE	NE	**20000**	**38.8**	NS	NS	NS	NS	**44.0 JEB**	**51.1 JEB**	NS	NS	NS	NS	**48.4**	**36.0**	**21.9**
Metals-SPLP																			
Antimony	ug/l	**6**	60	NE	NE	NS	NS	NS	NS	NS	NS	NS	NS	NS	NS	NS	NS	NS	NS
Arsenic	ug/l	50	500	NE	NE	NS	NS	NS	NS	NS	NS	NS	NS	NS	NS	NS	NS	NS	NS
Barium	ug/l	1000	10000	NE	NE	NS	NS	NS	NS	NS	NS	NS	NS	NS	NS	NS	NS	NS	NS
Cadmium	ug/l	**5**	**50**	NE	NE	NS	NS	NS	NS	NS	NS	NS	NS	NS	NS	NS	NS	NS	NS
Chromium	ug/l	50	500	NE	NE	NS	NS	NS	NS	NS	NS	NS	NS	NS	NS	NS	NS	NS	NS
Copper	ug/l	1300	13000	NE	NE	NS	NS	NS	NS	NS	NS	NS	NS	NS	NS	NS	NS	NS	NS
Lead	ug/l	**15**	**150**	NE	NE	NS	NS	NS	NS	NS	NS	NS	NS	NS	NS	NS	NS	NS	NS
Nickel	ug/l	100	1000	NE	NE	NS	NS	NS	NS	NS	NS	NS	NS	NS	NS	NS	NS	NS	NS
Vanadium	ug/l	50	500	NE	NE	NS	NS	NS	NS	NS	NS	NS	NS	NS	NS	NS	NS	NS	NS
Zinc	ug/l	5000	50000	NE	NE	NS	NS	NS	NS	NS	NS	NS	NS	NS	NS	NS	NS	NS	NS
Cyanide																			
Cyanide	mg/kg	NE	NE	NE	1400	NS	NS	NS	NS	NS	NS	< 1.39 UJ	NS	NS	NS	NS	NS	NS	NS
PCBs																			
Aroclor 1242	ug/kg	NE	NE	NE	NE	< 28.5 U	< 23.7 U	< 24.6 U	< 87	NS	< 445 U	< 26.9 U	< 22.2 U	< 25.4	< 23.3 U	< 23.0	< 46.9 U	< 20.2 U	< 20.9 U
Aroclor 1248	ug/kg	NE	NE	NE	NE	**259**	**5610**	**206**	**980**	NS	< 445 U	< 26.9 U	**380**	< 25.4	**107**	< 23.0	**68.0**	**1130**	**30.3**
Aroclor 1254	ug/kg	NE	NE	NE	NE	< 28.5 U	< 23.7 U	< 24.6 U	< 87	NS	< 445 U	< 26.9 U	< 22.2 U	< 25.4	< 23.3 U	< 23.0	< 46.9 U	< 20.2 U	< 20.9 U
Aroclor 1260	ug/kg	NE	NE	NE	NE	**32.8**	**251**	**45.3**	< 87	NS	< 445 U	< 26.9 U	**30.0**	< 25.4	< 23.3 U	< 23.0	< 46.9 U	**64.7**	< 20.9 U
Aroclor 1262	ug/kg	NE	NE	NE	NE	< 28.5 U	< 23.7 U	< 24.6 U	< 87	NS	< 445 U	< 26.9 U	< 22.2 U	< 25.4	< 23.3 U	< 23.0	< 46.9 U	< 20.2 U	< 20.9 U
Total PCB Aroclors	ug/kg	**NE**	NE	NE	**1000**	**291.8**	**5861**	**251**	**980**	NS	< 445 U	< 26.9 U	**410**	< 25.4 U	**107**	< 23.0 U	**68**	**1194.7**	**30.3**
PCBs-SPLP																			
Aroclor 1242	ug/l	NE	NE	NE	NE	NS	NS	NS	NS	NS	NS	NS	NS	NS	NS	NS	NS	NS	NS
Aroclor 1248	ug/l	NE	NE	NE	NE	NS	NS	NS	NS	NS	NS	NS	NS	NS	NS	NS	NS	NS	NS
Aroclor 1260	ug/l	NE	NE	NE	NE	NS	NS	NS	NS	NS	NS	NS	NS	NS	NS	NS	NS	NS	NS
Total PCB Aroclors	ug/l	**0.5**	**5**	NE	NE	NS	NS	NS	NS	NS	NS	NS	NS	NS	NS	NS	NS	NS	NS
Pesticides																			
4,4-DDD (p,p)	ug/kg	NE	NE	NE	NE	NS	< 9.53 U	NS R	NS	< 10.5 U	NS	NS	NS	< 10.6	NS	< 9.80	NS	NS	NS
4,4-DDE (p,p)	ug/kg	NE	NE	NE	NE	NS	**30.2**	NS R	NS	< 6.56 U	NS	NS	NS	< 6.60	NS	**8.28**	NS	NS	NS
4,4-DDT (p,p)	ug/kg	NE	NE	NE	1800	NS	< 9.53 U	NS R	NS	< 10.5 U	NS	NS	NS	< 10.6	NS	< 9.80	NS	NS	NS
alpha-Chlordane	ug/kg	NE	NE	NE	NE	NS	**63.1 J**	**28.8 J**	NS	< 6.56 U	NS	NS	NS	**17.1**	NS	**7.52**	NS	NS	NS
Chlordane	ug/kg	NE	NE	NE	**490**	NS	**2270**	**157 J-**	NS	< 26.2 U	NS	NS	NS	**119**	NS	**50.8**	NS	NS	NS
Endrin	ug/kg	NE	NE	NE	20000	NS	**10.9**	NS R	NS	< 10.5 U	NS	NS	NS	< 10.6	NS	< 9.80	NS	NS	NS
gamma-Chlordane	ug/kg	NE	NE	NE	NE	NS	**81.3**	**26.9 J-**	NS	< 6.56 U	NS	NS	NS	**16.5**	NS	**8.75**	NS	NS	NS
Methoxychlor	ug/kg	800	8000	NE	340000	NS	< 9.53 U	NS R	NS	< 10.5 U	NS	NS	NS	< 10.6	NS	< 9.80	NS	NS	NS
Total DDx	ug/kg	***3***	***20***	NE	1800	NS	**30.2**	< 9.53	NS	< 6.56	NS	NS	NS	< 6.60	NS	**8.28**	NS	NS	NS
Pesticides-SPLP																			
Chlordane	ug/l	NE	NE	**3**	NE	NS	NS	NS	NS	NS	NS	NS	NS	NS	NS	NS	NS	NS	NS
Herbicides																			
Total Herbicides	ug/kg	NE	NE	NE	NE	NS	NS	NS	NS	< 8.57 U	NS	NS	NS	NS	NS	NS	NS	NS	NS

Notes:
This is a summary table. Only detected analytes are shown.
<0.010 = Not detected above the laboratory reporting limit
Bold = Detected above reporting limit
Yellow highlighted cells exceed the 2013 GA PMC
Green highlighted cells exceed the 2013 GB PMC
Blue highlighted cells exceed the 2013 RES DEC
RES DEC = Residential Direct Exposure Criteria
GA PMC = Pollutant Mobility Criteria for GA classified groundwater areas
GB PMC = Pollutant Mobility Criteria for GB classified groundwater areas
GWPC = Groundwater Protection Criteria
Italicized criteria indicate that criteria value is from CTDEEP Recommended Criteria Values for Common Additional Polluting Substances and Alternative Criteria Requests (September 2018)
NE = Criteria has not been established
NS = Not sampled for this constituent
ug/kg = micrograms per kilogram
ug/l = micrograms per liter
mg/kg = milligrams per kilogram
U = The analyte was not detected above the detection limit
J+ = Result may be biased high
J-= Result may be biased low
J = Result is considered estimated
UJ = The analyte was not detected at a level greater than or equal to the adjusted DL. However, the reported adjusted DL is approximate and may be inaccurate or imprecise.

Table 2
AOC 1 Non-PCB Soil Analytical Data
EC Application

Location ID						AL20-SB267	AL20-SB267	AL20-SB267	AL20-SS267	AL20-SS267	AM10-SS107	AM10-SS107	AM11-SB436	AM11-SB436	AM11-SB436	AM16-SB270	AM16-SB270	AM16-SB270	AM16-SS108
Depth Interval						2 - 3 ft	3 - 5 ft	8 - 9 ft	0 - 0.25 ft	0 - 0.25 ft	0 - 0.5 ft	0 - 0.25 ft	11.5 - 12.5 ft	3 - 4 ft	6 - 7 ft	0 - 1 ft	4 - 5 ft	5 - 6 ft	0 - 0.5 ft
Sample ID	Unit	2013 GA PMC	2013 GB PMC	GWPC x 10	2013 RES DEC	0-SB267 (2-3)-1228	0-SB267 (3-5)-1228	0-SB267 (8-9)-1228	AL20-SS267 (0-3)	DUPLICATE 19 (0-3	AM10-SS107-080411	AM10 SS107 0-3	SB436(11.5-12.5) 07	1-SB436(3-4) 0706	1-SB436(6-7) 0706	6-SB270(0-1)-1228	6-SB270(4-5)-1228	6-SB270(5-6)-1228	M16-SS108--08031
Sample Date						12/28/2011	12/28/2011	12/28/2011	8/22/2011	8/22/2011	8/4/2011	8/11/2011	7/6/2012	7/6/2012	7/6/2012	12/28/2011	12/28/2011	12/28/2011	8/3/2011
SDG						SB41712	SB41712	SB41712	SB33952	SB33952	SB32875	SB33302	SB52371	SB52371	SB52371	SB41766	SB41766	SB41766	SB32768
CTETPH																			
Aliphatic Hydrocarbons (ETPH) C9-C36	mg/kg	**500**	**2500**	NE	**500**	NS	NS	NS	NS	NS	NS	**230**	NS	NS	< 35.0 UJ	NS	**22.8**	NS	**127**
Total Petroleum Hydrocarbons	mg/kg	**500**	**2500**	NE	**500**	NS	NS	NS	NS	NS	NS	**230**	NS	NS	< 35.0 UJ	NS	**22.8**	NS	NS
Unidentified	mg/kg	NE	NE	NE	NE	NS	NS	NS	NS	NS	NS	**230**	NS	NS	< 35.0 UJ	NS	**22.8**	NS	**127**
CTETPH-SPLP																			
Aliphatic Hydrocarbons (ETPH) C9-C36	mg/l	NE	NE	2.5	NE	NS	NS	NS	NS	NS	NS	NS	NS	NS	NS	NS	NS	NS	NS
Total Petroleum Hydrocarbons	mg/l	NE	NE	NE	NE	NS	NS	NS	NS	NS	NS	NS	NS	NS	NS	NS	NS	NS	NS
Unidentified	mg/l	NE	NE	NE	NE	NS	NS	NS	NS	NS	NS	NS	NS	NS	NS	NS	NS	NS	NS
VOCs																			
1,1,1-Trichloroethane	ug/kg	4000	40000	NE	500000	NS	NS	NS	NS	NS	NS	NS	NS	NS	< 7.7 U	NS	NS	NS	NS
1,1-Dichloroethane	ug/kg	**1400**	14000	NE	500000	NS	NS	NS	NS	NS	NS	NS	NS	NS	< 7.7 U	NS	NS	NS	NS
1,2,4-Trichlorobenzene	ug/kg	NE	NE	NE	21000	NS	NS	NS	NS	NS	NS	NS	NS	NS	< 7.7 U	NS	NS	NS	NS
1,2,4-Trimethylbenzene	ug/kg	NE	NE	NE	500000	NS	NS	NS	NS	NS	NS	NS	NS	NS	< 7.7 U	NS	NS	NS	NS
1,2-Dichlorobenzene	ug/kg	3100	3100	NE	500000	NS	NS	NS	NS	NS	NS	NS	NS	NS	< 7.7 U	NS	NS	NS	NS
1,2-Dichloroethane	ug/kg	**20**	200	NE	6700	NS	NS	NS	NS	NS	NS	NS	NS	NS	< 7.7 U	NS	NS	NS	NS
1,3,5-Trimethylbenzene	ug/kg	NE	NE	NE	500000	NS	NS	NS	NS	NS	NS	NS	NS	NS	< 7.7 U	NS	NS	NS	NS
1,3-Dichlorobenzene	ug/kg	12000	120000	NE	500000	NS	NS	NS	NS	NS	NS	NS	NS	NS	< 7.7 U	NS	NS	NS	NS
1,4-Dichlorobenzene	ug/kg	1500	15000	NE	26000	NS	NS	NS	NS	NS	NS	NS	NS	NS	< 7.7 U	NS	NS	NS	NS
2-Butanone (MEK)	ug/kg	8000	80000	NE	500000	NS	NS	NS	NS	NS	NS	NS	NS	NS	< 77.0 UJ	NS	NS	NS	NS
Acetone	ug/kg	14000	140000	NE	500000	NS	NS	NS	NS	NS	NS	NS	NS	NS	< 77.0 U	NS	NS	NS	NS
Benzene	ug/kg	**20**	**200**	NE	21000	NS	NS	NS	NS	NS	NS	NS	NS	NS	< 7.7 U	NS	NS	NS	NS
Chlorobenzene	ug/kg	2000	20000	NE	500000	NS	NS	NS	NS	NS	NS	NS	NS	NS	< 7.7 U	NS	NS	NS	NS
Chloroethane	ug/kg	NE	NE	NE	130000	NS	NS	NS	NS	NS	NS	NS	NS	NS	< 15.4 U	NS	NS	NS	NS
cis-1,2-Dichloroethylene	ug/kg	**1400**	**14000**	NE	500000	NS	NS	NS	NS	NS	NS	NS	NS	NS	< 7.7 U	NS	NS	NS	NS
Ethyl ether	ug/kg	NE	NE	NE	NE	NS	NS	NS	NS	NS	NS	NS	NS	NS	< 7.7 U	NS	NS	NS	NS
Ethylbenzene	ug/kg	**10100**	**10100**	NE	500000	NS	NS	NS	NS	NS	NS	NS	NS	NS	< 7.7 U	NS	NS	NS	NS
Isopropylbenzene	ug/kg	NE	NE	NE	500000	NS	NS	NS	NS	NS	NS	NS	NS	NS	< 7.7 U	NS	NS	NS	NS
m,p-Xylenes	ug/kg	NE	**19500**	NE	NE	NS	NS	NS	NS	NS	NS	NS	NS	NS	< 15.4 U	NS	NS	NS	NS
Methyl Isobutyl Ketone	ug/kg	7000	14000	NE	500000	NS	NS	NS	NS	NS	NS	NS	NS	NS	< 77.0 U	NS	NS	NS	NS
Naphthalene	ug/kg	**5600**	56000	NE	1000000	NS	NS	NS	NS	NS	NS	NS	NS	NS	< 7.7 U	NS	NS	NS	NS
n-Butylbenzene	ug/kg	NE	NE	NE	500000	NS	NS	NS	NS	NS	NS	NS	NS	NS	< 7.7 U	NS	NS	NS	NS
n-Propylbenzene	ug/kg	NE	NE	NE	500000	NS	NS	NS	NS	NS	NS	NS	NS	NS	< 7.7 U	NS	NS	NS	NS
o-Xylene	ug/kg	NE	**19500**	NE	NE	NS	NS	NS	NS	NS	NS	NS	NS	NS	< 7.7 U	NS	NS	NS	NS
p-Isopropyltoluene	ug/kg	NE	NE	NE	500000	NS	NS	NS	NS	NS	NS	NS	NS	NS	< 7.7 U	NS	NS	NS	NS
sec-Butylbenzene	ug/kg	NE	NE	NE	500000	NS	NS	NS	NS	NS	NS	NS	NS	NS	< 7.7 U	NS	NS	NS	NS
Styrene	ug/kg	2000	20000	NE	500000	NS	NS	NS	NS	NS	NS	NS	NS	NS	< 7.7 U	NS	NS	NS	NS
tert-butylbenzene	ug/kg	NE	NE	NE	500000	NS	NS	NS	NS	NS	NS	NS	NS	NS	< 7.7 U	NS	NS	NS	NS
Tetrachloroethylene	ug/kg	**100**	1000	NE	12000	NS	NS	NS	NS	NS	NS	NS	NS	NS	< 7.7 U	NS	NS	NS	NS
Toluene	ug/kg	20000	67000	NE	500000	NS	NS	NS	NS	NS	NS	NS	NS	NS	< 7.7 U	NS	NS	NS	NS
Total Xylenes	ug/kg	**19500**	**19500**	NE	NE	NS	NS	NS	NS	NS	NS	NS	NS	NS	< 15.4 U	NS	NS	NS	NS
trans-1,2-Dichloroethylene	ug/kg	**2000**	20000	NE	500000	NS	NS	NS	NS	NS	NS	NS	NS	NS	< 7.7 U	NS	NS	NS	NS
Trichloroethene	ug/kg	**100**	**1000**	NE	56000	NS	NS	NS	NS	NS	NS	NS	NS	NS	< 7.7 U	NS	NS	NS	NS
Vinyl chloride	ug/kg	**40**	**400**	NE	**320**	NS	NS	NS	NS	NS	NS	NS	NS	NS	< 7.7 UJ	NS	NS	NS	NS
VOCs-SPLP																			
Total VOC-SPLP	ug/l	NE	NE	NE	NE	NS	NS	NS	NS	NS	NS	NS	NS	NS	NS	NS	NS	NS	NS
SVOC-SIMs																			
Benzo(a)pyrene	ug/kg	1000	1000	NE	1000	NS	NS	NS	NS	NS	NS	NS	NS	NS	NS	NS	NS	NS	NS
Benzo(b)fluoranthene	ug/kg	1000	1000	NE	1000	NS	NS	NS	NS	NS	NS	NS	NS	NS	NS	NS	NS	NS	NS
Fluoranthene	ug/kg	5600	56000	NE	1000000	NS	NS	NS	NS	NS	NS	NS	NS	NS	NS	NS	NS	NS	NS
Pyrene	ug/kg	4000	40000	NE	1000000	NS	NS	NS	NS	NS	NS	NS	NS	NS	NS	NS	NS	NS	NS
SVOCs																			
1-Methylnaphthalene	ug/kg	*200*	*1000*	NE	*21000*	NS	< 182 U	NS	NS	NS	NS	NS	NS	NS	< 219 UJ	NS	< 374 U	NS	< 390 U
2-Methylnaphthalene	ug/kg	*560*	*5600*	NE	*270000*	NS	< 182 U	NS	NS	NS	NS	NS	NS	NS	< 219 UJ	NS	< 374 U	NS	< 390 U
Acenaphthene	ug/kg	*8400*	*84000*	NE	*1000000*	NS	< 182 U	NS	NS	NS	NS	NS	NS	NS	< 219 UJ	NS	< 374 U	NS	< 390 U
Acenaphthylene	ug/kg	8400	84000	NE	1000000	NS	< 182 U	NS	NS	NS	NS	NS	NS	NS	< 219 UJ	NS	< 374 UJ	NS	< 390 U
Anthracene	ug/kg	40000	400000	NE	1000000	NS	< 182 U	NS	NS	NS	NS	NS	NS	NS	< 219 UJ	NS	< 374 U	NS	< 390 UJ
Benzo(a)anthracene	ug/kg	**1000**	**1000**	NE	**1000**	NS	< 182 U	NS	NS	NS	NS	NS	NS	NS	< 219 UJ	NS	< 374 U	NS	< 390 U
Benzo(a)pyrene	ug/kg	**1000**	**1000**	NE	**1000**	NS	< 182 U	NS	NS	NS	NS	NS	NS	NS	< 219 UJ	NS	< 374 U	NS	< 390 U
Benzo(b)fluoranthene	ug/kg	**1000**	**1000**	NE	**1000**	NS	< 182 U	NS	NS	NS	NS	NS	NS	NS	< 219 UJ	NS	< 374 U	NS	< 390 U
Benzo(g,h,i)perylene	ug/kg	*1000*	*1000*	NE	*8400*	NS	< 182 U	NS	NS	NS	NS	NS	NS	NS	< 219 UJ	NS	< 374 U	NS	< 390 U
Benzo(k)fluoranthene	ug/kg	**1000**	**1000**	NE	**8400**	NS	< 182 U	NS	NS	NS	NS	NS	NS	NS	< 219 UJ	NS	< 374 U	NS	< 390 U
Bis(2-ethylhexyl)phthalate	ug/kg	**1000**	11000	NE	44000	NS	NS	NS	NS	NS	NS	NS	NS	NS	NS	NS	NS	NS	NS
Chrysene	ug/kg	*1000*	*1000*	NE	*84000*	NS	< 182 U	NS	NS	NS	NS	NS	NS	NS	< 219 UJ	NS	< 374 U	NS	< 390 UJ
Dibenzo(a,h)anthracene	ug/kg	*1000*	*1000*	NE	***1000***	NS	< 182 U	NS	NS	NS	NS	NS	NS	NS	< 219 UJ	NS	< 374 U	NS	< 390 U
Fluoranthene	ug/kg	**5600**	56000	NE	1000000	NS	**234**	NS	NS	NS	NS	NS	NS	NS	< 219 UJ	NS	< 374 U	NS	< 390 U
Fluorene	ug/kg	**5600**	56000	NE	1000000	NS	< 182 U	NS	NS	NS	NS	NS	NS	NS	< 219 UJ	NS	< 374 U	NS	< 390 U
Indeno(1,2,3-cd)pyrene	ug/kg	*1000*	*1000*	NE	***1000***	NS	< 182 U	NS	NS	NS	NS	NS	NS	NS	< 219 UJ	NS	< 374 U	NS	< 390 U
Naphthalene	ug/kg	**5600**	56000	NE	1000000	NS	< 182 U	NS	NS	NS	NS	NS	NS	NS	< 219 UJ	NS	< 374 U	NS	< 390 U
Phenanthrene	ug/kg	**4000**	40000	NE	1000000	NS	**244**	NS	NS	NS	NS	NS	NS	NS	< 219 UJ	NS	< 374 U	NS	< 390 U
Pyrene	ug/kg	**4000**	40000	NE	1000000	NS	< 182 U	NS	NS	NS	NS	NS	NS	NS	< 219 UJ	NS	< 374 U	NS	< 390 U
SVOCs-SPLP																			
1-Methylnaphthalene	ug/l	NE	NE	*50*	NE	NS	NS	NS	NS	NS	NS	NS	NS	NS	NS	NS	NS	NS	NS
2-Methylnaphthalene	ug/l	NE	NE	*280*	NE	NS	NS	NS	NS	NS	NS	NS	NS	NS	NS	NS	NS	NS	NS
Acenaphthene	ug/l	NE	NE	*4200*	NE	NS	NS	NS	NS	NS	NS	NS	NS	NS	NS	NS	NS	NS	NS
Anthracene	ug/l	NE	NE	20000	NE	NS	NS	NS	NS	NS	NS	NS	NS	NS	NS	NS	NS	NS	NS
Benzo(a)anthracene	ug/l	NE	NE	0.6	NE	NS	NS	NS	NS	NS	NS	NS	NS	NS	NS	NS	NS	NS	NS
Fluoranthene	ug/l	NE	NE	2800	NE	NS	NS	NS	NS	NS	NS	NS	NS	NS	NS	NS	NS	NS	NS
Fluorene	ug/l	NE	NE	2800	NE	NS	NS	NS	NS	NS	NS	NS	NS	NS	NS	NS	NS	NS	NS
Naphthalene	ug/l	NE	NE	2800	NE	NS	NS	NS	NS	NS	NS	NS	NS	NS	NS	NS	NS	NS	NS
Phenanthrene	ug/l	NE	NE	2000	NE	NS	NS	NS	NS	NS	NS	NS	NS	NS	NS	NS	NS	NS	NS
Pyrene	ug/l	NE	NE	2000	NE	NS	NS	NS	NS	NS	NS	NS	NS	NS	NS	NS	NS	NS	NS

Table 2
AOC 1 Non-PCB Soil Analytical Data
EC Application

Location ID						AL20-SB267	AL20-SB267	AL20-SB267	AL20-SS267	AL20-SS267	AM10-SS107	AM10-SS107	AM11-SB436	AM11-SB436	AM11-SB436	AM16-SB270	AM16-SB270	AM16-SB270	AM16-SS108
Depth Interval						2 - 3 ft	3 - 5 ft	8 - 9 ft	0 - 0.25 ft	0 - 0.25 ft	0 - 0.5 ft	0 - 0.25 ft	11.5 - 12.5 ft	3 - 4 ft	6 - 7 ft	0 - 1 ft	4 - 5 ft	5 - 6 ft	0 - 0.5 ft
Sample ID	Unit	2013 GA PMC	2013 GB PMC	GWPC x 10	2013 RES DEC	0-SB267 (2-3)-1228	0-SB267 (3-5)-1228	0-SB267 (8-9)-1228	AL20-SS267 (0-3)	DUPLICATE 19 (0-3	AM10-SS107-080411	AM10 SS107 0-3	SB436(11.5-12.5) 071	1-SB436(3-4) 0706	1-SB436(6-7) 0706	16-SB270(0-1)-1228	16-SB270(4-5)-1228	16-SB270(5-6)-1228	M16-SS108--08031
Sample Date						12/28/2011	12/28/2011	12/28/2011	8/22/2011	8/22/2011	8/4/2011	8/11/2011	7/6/2012	7/6/2012	7/6/2012	12/28/2011	12/28/2011	12/28/2011	8/3/2011
SDG						SB41712	SB41712	SB41712	SB33952	SB33952	SB32875	SB33302	SB52371	SB52371	SB52371	SB41766	SB41766	SB41766	SB32768
Metals																			
Antimony	mg/kg	NE	NE	NE	**27**	NS	< 5.13 UJ	< 7.63 UJ	NS	NS	NS	NS	< 8.39 UJ	< 5.09 UJ	< 6.01 UJ	NS	< 5.62 UJ	< 7.00 UJ	NS
Arsenic	mg/kg	NE	NE	NE	**10**	NS	**4.58 J**	**16.1 J**	NS	NS	NS	NS	< 12.6 U	< 7.64 U	< 9.02 U	NS	**3.80**	**5.75**	**5.72**
Barium	mg/kg	NE	NE	NE	4700	NS	**83.8 J**	**126 J**	NS	NS	NS	NS	**149 J**	**78.7 J**	**159 J**	NS	**104 J**	**160 J**	NS
Beryllium	mg/kg	NE	NE	NE	**2**	NS	**0.549**	< 0.763 U	NS	NS	NS	NS	< 0.839 U	**0.557**	**1.46**	NS	< 0.562 U	**1.02**	NS
Cadmium	mg/kg	NE	NE	NE	**34**	NS	**0.954 J**	**1.45 J**	NS	NS	NS	NS	< 0.839 U	< 0.509 U	**0.872**	NS	< 0.562 U	< 0.700 U	NS
Chromium	mg/kg	NE	NE	NE	NE	NS	**18.4 J**	**27.8 J**	NS	NS	NS	NS	**36.7 J**	**17.6 J**	**41.2 J**	NS	**27.3 J**	**43.3 J**	NS
Copper	mg/kg	NE	NE	NE	**2500**	NS	**24.7 J**	**56.7 J**	NS	NS	NS	NS	**21.5**	**23.1**	**8.17**	NS	< 29.2 UJ	< 36.4 UJ	NS
Lead	mg/kg	NE	NE	NE	**400**	NS	**53.6 J**	**139 J**	NS	NS	NS	NS	**5.44 J**	**42.5 J**	**5.45 J**	NS	**25.0**	**43.8**	**48.4**
Mercury	mg/kg	NE	NE	NE	20	NS	< 0.953 U	< 1.30 U	NS	NS	NS	NS	< 0.0507 U	**0.0551**	< 0.0383 U	NS	**0.0747 J**	**0.146 J**	NS
Nickel	mg/kg	NE	NE	NE	**1400**	NS	**15.3 J**	**20.0 J**	NS	NS	NS	NS	**36.6**	**14.2**	**24.9**	NS	**18.5 J**	**26.0 J**	NS
Selenium	mg/kg	NE	NE	NE	340	NS	< 1.54 U	< 2.29 U	NS	NS	NS	NS	< 2.52 U	< 1.53 U	< 1.80 U	NS	< 1.69 U	< 2.10 U	NS
Silver	mg/kg	NE	NE	NE	340	NS	< 1.54 UJ	< 2.29 UJ	NS	NS	NS	NS	< 2.61 U	< 1.57 U	< 1.90 U	NS	< 1.69 U	< 2.10 U	NS
Thallium	mg/kg	NE	NE	NE	**5.4**	NS	< 3.08 U	< 4.58 U	NS	NS	NS	NS	< 5.03 U	< 3.06 U	< 3.61 U	NS	< 3.37 U	< 4.20 U	NS
Vanadium	mg/kg	NE	NE	NE	**470**	NS	**22.7 J**	**39.8 J**	NS	NS	NS	NS	**39.4 J**	**22.9 J**	**57.1 J**	NS	**32.0**	**48.5**	NS
Zinc	mg/kg	NE	NE	NE	**20000**	NS	**93.4 J**	**135 J**	NS	NS	NS	NS	**66.6**	**64.6**	**48.7**	NS	< 107 UJ	< 133 UJ	NS
Metals-SPLP																			
Antimony	ug/l	**6**	60	NE	NE	NS	NS	NS	NS	NS	NS	NS	NS	NS	NS	NS	NS	NS	NS
Arsenic	ug/l	50	500	NE	NE	NS	NS	**10.8**	NS	NS	NS	NS	NS	NS	NS	NS	NS	NS	NS
Barium	ug/l	1000	10000	NE	NE	NS	NS	**17.0**	NS	NS	NS	NS	NS	NS	NS	NS	NS	NS	NS
Cadmium	ug/l	**5**	**50**	NE	NE	NS	NS	< 2.5 U	NS	NS	NS	NS	NS	NS	NS	NS	NS	NS	NS
Chromium	ug/l	50	500	NE	NE	NS	NS	< 5.0 U	NS	NS	NS	NS	NS	NS	NS	NS	NS	NS	NS
Copper	ug/l	1300	13000	NE	NE	NS	NS	**8.0**	NS	NS	NS	NS	NS	NS	NS	NS	NS	NS	NS
Lead	ug/l	**15**	**150**	NE	NE	NS	NS	**9.7**	NS	NS	NS	NS	NS	NS	NS	NS	NS	NS	NS
Nickel	ug/l	100	1000	NE	NE	NS	NS	< 5.0 U	NS	NS	NS	NS	NS	NS	NS	NS	NS	NS	NS
Vanadium	ug/l	50	500	NE	NE	NS	NS	**10.2**	NS	NS	NS	NS	NS	NS	NS	NS	NS	NS	NS
Zinc	ug/l	5000	50000	NE	NE	NS	NS	< 34.0 U	NS	NS	NS	NS	NS	NS	NS	NS	NS	NS	NS
Cyanide																			
Cyanide	mg/kg	NE	NE	NE	1400	NS	< 1.02 UJ	NS	NS	NS	NS	NS	NS	NS	NS	NS	NS	NS	NS
PCBs																			
Aroclor 1242	ug/kg	NE	NE	NE	NE	< 22.3 U	< 21.2 U	< 61.5 U	< 21.5 U	< 28.4 U	< 21.4 U	< 21.7 U	< 36.2 U	< 20.4 U	< 25.0 U	NS	< 21.8 U	< 27.4 U	< 23.2 U
Aroclor 1248	ug/kg	NE	NE	NE	NE	< 22.3 U	**797**	< 61.5 U	< 21.5 U	< 28.4 U	**335**	**132**	< 36.2 U	**3630**	< 25.0 U	NS	**20100**	**180**	**2730**
Aroclor 1254	ug/kg	NE	NE	NE	NE	**417**	< 21.2 U	< 61.5 U	< 21.5 U	< 28.4 U	< 21.4 U	< 21.7 U	< 36.2 U	< 20.4 U	< 25.0 U	NS	< 21.8 U	< 27.4 U	< 23.2 U
Aroclor 1260	ug/kg	NE	NE	NE	NE	**49.1**	< 21.2 U	< 61.5 U	< 21.5 U	< 28.4 U	**39.6**	< 21.7 U	< 36.2 U	**235**	< 25.0 U	NS	**265**	< 27.4 U	**90.4**
Aroclor 1262	ug/kg	NE	NE	NE	NE	< 22.3 U	**56.1**	< 61.5 U	< 21.5 U	< 28.4 U	< 21.4 U	< 21.7 U	< 36.2 U	< 20.4 U	< 25.0 U	NS	< 21.8 U	< 27.4 U	< 23.2 U
Total PCB Aroclors	ug/kg	**NE**	NE	NE	**1000**	**466**	**853**	< 61.5 U	< 21.5 U	< 28.4 U	**375**	**132**	< 36.2 U	**3865**	< 25.0 U	NS	**20365**	**180**	**2820**
PCBs-SPLP																			
Aroclor 1242	ug/l	NE	NE	NE	NE	NS	< 0.2 U	NS	NS	NS	NS	NS	NS	NS	NS	NS	NS	NS	NS
Aroclor 1248	ug/l	NE	NE	NE	NE	NS	< 0.2 U	NS	NS	NS	NS	NS	NS	NS	NS	NS	NS	NS	NS
Aroclor 1260	ug/l	NE	NE	NE	NE	NS	< 0.2 U	NS	NS	NS	NS	NS	NS	NS	NS	NS	NS	NS	NS
Total PCB Aroclors	ug/l	**0.5**	**5**	NE	NE	NS	< 0.2 U	NS	NS	NS	NS	NS	NS	NS	NS	NS	NS	NS	NS
Pesticides																			
4,4-DDD (p,p)	ug/kg	NE	NE	NE	NE	NS	NS	NS	< 8.97 U	NS	NS	NS	NS	NS	NS	< 9.31 U	NS	NS	< 9.36 U
4,4-DDE (p,p)	ug/kg	NE	NE	NE	NE	NS	NS	NS	< 5.61 U	NS	NS	NS	NS	NS	NS	< 5.82 U	NS	NS	**39.1**
4,4-DDT (p,p)	ug/kg	NE	NE	NE	1800	NS	NS	NS	< 8.97 U	NS	NS	NS	NS	NS	NS	< 9.31 U	NS	NS	< 9.36 U
alpha-Chlordane	ug/kg	NE	NE	NE	NE	NS	NS	NS	< 5.61 U	NS	NS	NS	NS	NS	NS	< 5.82 U	NS	NS	**37.8 J**
Chlordane	ug/kg	NE	NE	NE	**490**	NS	NS	NS	< 22.4 U	NS	NS	NS	NS	NS	NS	< 23.3 U	NS	NS	**739**
Endrin	ug/kg	NE	NE	NE	20000	NS	NS	NS	< 8.97 U	NS	NS	NS	NS	NS	NS	< 9.31 U	NS	NS	< 9.36 U
gamma-Chlordane	ug/kg	NE	NE	NE	NE	NS	NS	NS	< 5.61 U	NS	NS	NS	NS	NS	NS	< 5.82 U	NS	NS	**44.5**
Methoxychlor	ug/kg	800	8000	NE	340000	NS	NS	NS	< 8.97 U	NS	NS	NS	NS	NS	NS	< 9.31 U	NS	NS	< 9.36 U
Total DDx	ug/kg	***3***	***20***	NE	1800	NS	NS	NS	< 8.97	NS	NS	NS	NS	NS	NS	< 9.31	NS	NS	**39.1**
Pesticides-SPLP																			
Chlordane	ug/l	NE	NE	**3**	NE	NS	NS	NS	NS	NS	NS	NS	NS	NS	NS	NS	NS	NS	NS
Herbicides																			
Total Herbicides	ug/kg	NE	NE	NE	NE	NS	NS	NS	NS	NS	NS	NS	NS	NS	NS	NS	NS	NS	NS

Notes:
This is a summary table. Only detected analytes are shown.
<0.010 = Not detected above the laboratory reporting limit
Bold = Detected above reporting limit
Yellow highlighted cells exceed the 2013 GA PMC
Green highlighted cells exceed the 2013 GB PMC
Blue highlighted cells exceed the 2013 RES DEC
RES DEC = Residential Direct Exposure Criteria
GA PMC = Pollutant Mobility Criteria for GA classified groundwater areas
GB PMC = Pollutant Mobility Criteria for GB classified groundwater areas
GWPC = Groundwater Protection Criteria
Italicized criteria indicate that criteria value is from CTDEEP Recommended Criteria Values for Common Additional Polluting Substances and Alternative Criteria Requests (September 2018)
NE = Criteria has not been established
NS = Not sampled for this constituent
ug/kg = micrograms per kilogram
ug/l = micrograms per liter
mg/kg = milligrams per kilogram
U = The analyte was not detected above the detection limit
J+ = Result may be biased high
J-= Result may be biased low
J = Result is considered estimated
UJ = The analyte was not detected at a level greater than or equal to the adjusted DL. However, the reported adjusted DL is approximate and may be inaccurate or imprecise.

Table 2
AOC 1 Non-PCB Soil Analytical Data
EC Application

Greenwich High School
10 Hillside Road
Greenwich, CT

Location ID Depth Interval Sample ID Sample Date SDG	Unit	2013 GA PMC	2013 GB PMC	GWPC x 10	2013 RES DEC	AM16-SS108 0 - 0.25 ft AM16 SS108 0-3 8/11/2011 SB33302	AM17-SS109 0 - 0.5 ft AM17-SS109-080311 8/3/2011 SB32768	AM17-SS109 0 - 0.25 ft AM17SS109 0-3 8/31/2011 SB34491	AM18-SS292 0 - 0.25 ft M18SS292 0-3-0823 8/23/2011 SB34022	AM20-SS289 0 - 0.25 ft M20SS289 0-3-0823 8/23/2011 SB34022	AM21-SB386 1 - 2 ft M21-SB386 (1-2)-06 6/26/2012 SB51819	AM21-SB386 3 - 5 ft M21-SB386 (3-5)-06 6/26/2012 SB51819	AM21-SB386 6 - 7 ft M21-SB386 (6-7)-06 6/26/2012 SB51819	AM21-SB386 6 - 7 ft M21-SB386 (6-7)-06 6/26/2012 SB51819	AM22-SB304 1 - 2 ft 22-SB304(1-2)-0216 2/16/2012 SB44035	AM22-SB304 5 - 6 ft 22-SB304(5-6)-0216 2/16/2012 SB44035	AM22-SB304 6 - 7 ft 22-SB304(6-7)-0216 2/16/2012 SB44035	AN10-SS175 0 - 0.25 ft AN10 SS175 0-3 8/11/2011 SB33302	AN13-SB437 1.5 - 3 ft 3-SB437(1.5-3)0706 7/6/2012 SB52371
CTETPH																			
Aliphatic Hydrocarbons (ETPH) C9-C36	mg/kg	**500**	**2500**	NE	**500**	NS	NS	NS	NS	NS	NS	**37.1**	NS	NS	NS	NS	**103**	NS	**1520 J**
Total Petroleum Hydrocarbons	mg/kg	**500**	**2500**	NE	**500**	NS	NS	NS	NS	NS	NS	**37.1**	NS	NS	NS	NS	**103**	NS	**1520 J**
Unidentified	mg/kg	NE	NE	NE	NE	NS	NS	NS	NS	NS	NS	**37.1**	NS	NS	NS	NS	**103**	NS	**1520 J**
CTETPH-SPLP																			
Aliphatic Hydrocarbons (ETPH) C9-C36	mg/l	NE	NE	2.5	NE	NS	NS	NS	NS	NS	NS	NS	NS	NS	NS	NS	NS	NS	NS
Total Petroleum Hydrocarbons	mg/l	NE	NE	NE	NE	NS	NS	NS	NS	NS	NS	NS	NS	NS	NS	NS	NS	NS	NS
Unidentified	mg/l	NE	NE	NE	NE	NS	NS	NS	NS	NS	NS	NS	NS	NS	NS	NS	NS	NS	NS
VOCs																			
1,1,1-Trichloroethane	ug/kg	4000	40000	NE	500000	NS	NS	NS	NS	NS	NS	NS	NS	NS	NS	NS	< 117 UJ	NS	< 89.3 U
1,1-Dichloroethane	ug/kg	**1400**	14000	NE	500000	NS	NS	NS	NS	NS	NS	NS	NS	NS	NS	NS	< 117 U	NS	< 89.3 U
1,2,4-Trichlorobenzene	ug/kg	NE	NE	NE	21000	NS	NS	NS	NS	NS	NS	NS	NS	NS	NS	NS	< 117 U	NS	< 89.3 UJ
1,2,4-Trimethylbenzene	ug/kg	NE	NE	NE	500000	NS	NS	NS	NS	NS	NS	NS	NS	NS	NS	NS	< 117 U	NS	**177**
1,2-Dichlorobenzene	ug/kg	3100	3100	NE	500000	NS	NS	NS	NS	NS	NS	NS	NS	NS	NS	NS	< 117 U	NS	< 89.3 U
1,2-Dichloroethane	ug/kg	**20**	200	NE	6700	NS	NS	NS	NS	NS	NS	NS	NS	NS	NS	NS	< 117 U	NS	< 89.3 U
1,3,5-Trimethylbenzene	ug/kg	NE	NE	NE	500000	NS	NS	NS	NS	NS	NS	NS	NS	NS	NS	NS	< 117 U	NS	**94.7**
1,3-Dichlorobenzene	ug/kg	12000	120000	NE	500000	NS	NS	NS	NS	NS	NS	NS	NS	NS	NS	NS	< 117 U	NS	< 89.3 U
1,4-Dichlorobenzene	ug/kg	1500	15000	NE	26000	NS	NS	NS	NS	NS	NS	NS	NS	NS	NS	NS	< 117 U	NS	< 89.3 U
2-Butanone (MEK)	ug/kg	8000	80000	NE	500000	NS	NS	NS	NS	NS	NS	NS	NS	NS	NS	NS	< 1170 U	NS	< 893 U
Acetone	ug/kg	14000	140000	NE	500000	NS	NS	NS	NS	NS	NS	NS	NS	NS	NS	NS	< 1170 U	NS	< 893 U
Benzene	ug/kg	**20**	**200**	NE	21000	NS	NS	NS	NS	NS	NS	NS	NS	NS	NS	NS	< 117 U	NS	**101**
Chlorobenzene	ug/kg	2000	20000	NE	500000	NS	NS	NS	NS	NS	NS	NS	NS	NS	NS	NS	< 117 U	NS	< 89.3 U
Chloroethane	ug/kg	NE	NE	NE	130000	NS	NS	NS	NS	NS	NS	NS	NS	NS	NS	NS	< 235 U	NS	< 179 U
cis-1,2-Dichloroethylene	ug/kg	**1400**	**14000**	NE	500000	NS	NS	NS	NS	NS	NS	NS	NS	NS	NS	NS	< 117 U	NS	**3050**
Ethyl ether	ug/kg	NE	NE	NE	NE	NS	NS	NS	NS	NS	NS	NS	NS	NS	NS	NS	< 117 U	NS	< 89.3 U
Ethylbenzene	ug/kg	**10100**	**10100**	NE	500000	NS	NS	NS	NS	NS	NS	NS	NS	NS	NS	NS	< 117 U	NS	**140 J**
Isopropylbenzene	ug/kg	NE	NE	NE	500000	NS	NS	NS	NS	NS	NS	NS	NS	NS	NS	NS	< 117 U	NS	< 89.3 U
m,p-Xylenes	ug/kg	NE	**19500**	NE	NE	NS	NS	NS	NS	NS	NS	NS	NS	NS	NS	NS	< 235 U	NS	**307**
Methyl Isobutyl Ketone	ug/kg	7000	14000	NE	500000	NS	NS	NS	NS	NS	NS	NS	NS	NS	NS	NS	< 1170 U	NS	< 893 U
Naphthalene	ug/kg	**5600**	56000	NE	1000000	NS	NS	NS	NS	NS	NS	NS	NS	NS	NS	NS	< 117 U	NS	**187**
n-Butylbenzene	ug/kg	NE	NE	NE	500000	NS	NS	NS	NS	NS	NS	NS	NS	NS	NS	NS	< 117 U	NS	< 89.3 U
n-Propylbenzene	ug/kg	NE	NE	NE	500000	NS	NS	NS	NS	NS	NS	NS	NS	NS	NS	NS	< 117 U	NS	< 89.3 U
o-Xylene	ug/kg	NE	**19500**	NE	NE	NS	NS	NS	NS	NS	NS	NS	NS	NS	NS	NS	< 117 U	NS	**96.4 J**
p-Isopropyltoluene	ug/kg	NE	NE	NE	500000	NS	NS	NS	NS	NS	NS	NS	NS	NS	NS	NS	< 117 U	NS	**102**
sec-Butylbenzene	ug/kg	NE	NE	NE	500000	NS	NS	NS	NS	NS	NS	NS	NS	NS	NS	NS	< 117 U	NS	< 89.3 U
Styrene	ug/kg	2000	20000	NE	500000	NS	NS	NS	NS	NS	NS	NS	NS	NS	NS	NS	< 117 U	NS	< 89.3 U
tert-butylbenzene	ug/kg	NE	NE	NE	500000	NS	NS	NS	NS	NS	NS	NS	NS	NS	NS	NS	< 117 U	NS	< 89.3 U
Tetrachloroethylene	ug/kg	**100**	1000	NE	12000	NS	NS	NS	NS	NS	NS	NS	NS	NS	NS	NS	< 117 U	NS	**98.2**
Toluene	ug/kg	20000	67000	NE	500000	NS	NS	NS	NS	NS	NS	NS	NS	NS	NS	NS	< 117 U	NS	**385**
Total Xylenes	ug/kg	**19500**	**19500**	NE	NE	NS	NS	NS	NS	NS	NS	NS	NS	NS	NS	NS	< 235 U	NS	**403**
trans-1,2-Dichloroethylene	ug/kg	**2000**	20000	NE	500000	NS	NS	NS	NS	NS	NS	NS	NS	NS	NS	NS	< 117 U	NS	**432**
Trichloroethene	ug/kg	**100**	**1000**	NE	56000	NS	NS	NS	NS	NS	NS	NS	NS	NS	NS	NS	< 117 U	NS	**7830**
Vinyl chloride	ug/kg	**40**	**400**	NE	**320**	NS	NS	NS	NS	NS	NS	NS	NS	NS	NS	NS	< 117 U	NS	**1200 J**
VOCs-SPLP																			
Total VOC-SPLP	ug/l	NE	NE	NE	NE	NS	NS	NS	NS	NS	NS	NS	NS	NS	NS	NS	NS	NS	NS
SVOC-SIMs																			
Benzo(a)pyrene	ug/kg	1000	1000	NE	1000	NS	NS	NS	NS	NS	NS	NS	NS	NS	NS	NS	NS	NS	NS
Benzo(b)fluoranthene	ug/kg	1000	1000	NE	1000	NS	NS	NS	NS	NS	NS	NS	NS	NS	NS	NS	NS	NS	NS
Fluoranthene	ug/kg	5600	56000	NE	1000000	NS	NS	NS	NS	NS	NS	NS	NS	NS	NS	NS	NS	NS	NS
Pyrene	ug/kg	4000	40000	NE	1000000	NS	NS	NS	NS	NS	NS	NS	NS	NS	NS	NS	NS	NS	NS
SVOCs																			
1-Methylnaphthalene	ug/kg	*200*	*1000*	NE	*21000*	NS	NS	NS	NS	NS	NS	< 179 U	NS	NS	NS	NS	< 507 U	NS	< 10000 U
2-Methylnaphthalene	ug/kg	*560*	*5600*	NE	*270000*	NS	NS	NS	NS	NS	NS	< 179 U	NS	NS	NS	NS	< 507 U	NS	< 10000 U
Acenaphthene	ug/kg	*8400*	*84000*	NE	*1000000*	NS	NS	NS	NS	NS	NS	< 179 U	NS	NS	NS	NS	< 507 U	NS	< 10000 U
Acenaphthylene	ug/kg	8400	84000	NE	1000000	NS	NS	NS	NS	NS	NS	< 179 U	NS	NS	NS	NS	< 507 U	NS	< 10000 U
Anthracene	ug/kg	40000	400000	NE	1000000	NS	NS	NS	NS	NS	NS	< 179 U	NS	NS	NS	NS	< 507 UJ	NS	< 10000 U
Benzo(a)anthracene	ug/kg	**1000**	**1000**	NE	**1000**	NS	NS	NS	NS	NS	NS	< 179 U	NS	NS	NS	NS	< 507 U	NS	< 10000 U
Benzo(a)pyrene	ug/kg	**1000**	**1000**	NE	**1000**	NS	NS	NS	NS	NS	NS	< 179 U	NS	NS	NS	NS	< 507 U	NS	< 10000 U
Benzo(b)fluoranthene	ug/kg	**1000**	**1000**	NE	**1000**	NS	NS	NS	NS	NS	NS	< 179 U	NS	NS	NS	NS	< 507 U	NS	< 10000 U
Benzo(g,h,i)perylene	ug/kg	*1000*	*1000*	NE	*8400*	NS	NS	NS	NS	NS	NS	< 179 U	NS	NS	NS	NS	< 507 U	NS	< 10000 U
Benzo(k)fluoranthene	ug/kg	**1000**	**1000**	NE	**8400**	NS	NS	NS	NS	NS	NS	< 179 U	NS	NS	NS	NS	< 507 U	NS	< 10000 U
Bis(2-ethylhexyl)phthalate	ug/kg	**1000**	11000	NE	44000	NS	NS	NS	NS	NS	NS	NS	NS	NS	NS	NS	NS	NS	NS
Chrysene	ug/kg	*1000*	*1000*	NE	*84000*	NS	NS	NS	NS	NS	NS	< 179 U	NS	NS	NS	NS	< 507 U	NS	< 10000 U
Dibenzo(a,h)anthracene	ug/kg	*1000*	*1000*	NE	***1000***	NS	NS	NS	NS	NS	NS	< 179 U	NS	NS	NS	NS	< 507 U	NS	< 10000 U
Fluoranthene	ug/kg	**5600**	56000	NE	1000000	NS	NS	NS	NS	NS	NS	< 179 U	NS	NS	NS	NS	< 507 U	NS	< 10000 U
Fluorene	ug/kg	**5600**	56000	NE	1000000	NS	NS	NS	NS	NS	NS	< 179 U	NS	NS	NS	NS	< 507 U	NS	< 10000 U
Indeno(1,2,3-cd)pyrene	ug/kg	*1000*	*1000*	NE	***1000***	NS	NS	NS	NS	NS	NS	< 179 U	NS	NS	NS	NS	< 507 U	NS	< 10000 U
Naphthalene	ug/kg	**5600**	56000	NE	1000000	NS	NS	NS	NS	NS	NS	< 179 U	NS	NS	NS	NS	< 507 U	NS	< 10000 U
Phenanthrene	ug/kg	**4000**	40000	NE	1000000	NS	NS	NS	NS	NS	NS	< 179 U	NS	NS	NS	NS	< 507 U	NS	< 10000 U
Pyrene	ug/kg	**4000**	40000	NE	1000000	NS	NS	NS	NS	NS	NS	< 179 U	NS	NS	NS	NS	< 507 U	NS	< 10000 U
SVOCs-SPLP																			
1-Methylnaphthalene	ug/l	NE	NE	*50*	NE	NS	NS	NS	NS	NS	NS	NS	NS	NS	NS	NS	NS	NS	NS
2-Methylnaphthalene	ug/l	NE	NE	*280*	NE	NS	NS	NS	NS	NS	NS	NS	NS	NS	NS	NS	NS	NS	NS
Acenaphthene	ug/l	NE	NE	*4200*	NE	NS	NS	NS	NS	NS	NS	NS	NS	NS	NS	NS	NS	NS	NS
Anthracene	ug/l	NE	NE	20000	NE	NS	NS	NS	NS	NS	NS	NS	NS	NS	NS	NS	NS	NS	NS
Benzo(a)anthracene	ug/l	NE	NE	0.6	NE	NS	NS	NS	NS	NS	NS	NS	NS	NS	NS	NS	NS	NS	NS
Fluoranthene	ug/l	NE	NE	2800	NE	NS	NS	NS	NS	NS	NS	NS	NS	NS	NS	NS	NS	NS	NS
Fluorene	ug/l	NE	NE	2800	NE	NS	NS	NS	NS	NS	NS	NS	NS	NS	NS	NS	NS	NS	NS
Naphthalene	ug/l	NE	NE	2800	NE	NS	NS	NS	NS	NS	NS	NS	NS	NS	NS	NS	NS	NS	NS
Phenanthrene	ug/l	NE	NE	2000	NE	NS	NS	NS	NS	NS	NS	NS	NS	NS	NS	NS	NS	NS	NS
Pyrene	ug/l	NE	NE	2000	NE	NS	NS	NS	NS	NS	NS	NS	NS	NS	NS	NS	NS	NS	NS

Table 2
AOC 1 Non-PCB Soil Analytical Data
EC Application

Greenwich High School
10 Hillside Road
Greenwich, CT

Location ID						AM16-SS108	AM17-SS109	AM17-SS109	AM18-SS292	AM20-SS289	AM21-SB386	AM21-SB386	AM21-SB386	AM21-SB386	AM22-SB304	AM22-SB304	AM22-SB304	AN10-SS175	AN13-SB437
Depth Interval						0 - 0.25 ft	0 - 0.5 ft	0 - 0.25 ft	0 - 0.25 ft	0 - 0.25 ft	1 - 2 ft	3 - 5 ft	6 - 7 ft	6 - 7 ft	1 - 2 ft	5 - 6 ft	6 - 7 ft	0 - 0.25 ft	1.5 - 3 ft
Sample ID	Unit	2013 GA PMC	2013 GB PMC	GWPC x 10	2013 RES DEC	AM16 SS108 0-3	AM17-SS109-080311	AM17SS109 0-3	M18SS292 0-3-0823	M20SS289 0-3-0823	M21-SB386 (1-2)-06	M21-SB386 (3-5)-06	M21-SB386 (6-7)-06	M21-SB386 (6-7)-06	22-SB304(1-2)-0216	22-SB304(5-6)-0216	22-SB304(6-7)-0216	AN10 SS175 0-3	3-SB437(1.5-3)0706
Sample Date						8/11/2011	8/3/2011	8/31/2011	8/23/2011	8/23/2011	6/26/2012	6/26/2012	6/26/2012	6/26/2012	2/16/2012	2/16/2012	2/16/2012	8/11/2011	7/6/2012
SDG						SB33302	SB32768	SB34491	SB34022	SB34022	SB51819	SB51819	SB51819	SB51819	SB44035	SB44035	SB44035	SB33302	SB52371
Metals																			
Antimony	mg/kg	NE	NE	NE	**27**	NS	NS	NS	NS	NS	< 5.29 UJ	< 4.56 UJ	< 5.16 UJ	< 4.64 UJ	NS	< 7.17 UJ	< 7.56 UJ	NS	< 5.49 UJ
Arsenic	mg/kg	NE	NE	NE	**10**	NS	NS	NS	NS	**6.84**	**3.68**	**1.83**	**2.64**	**1.64**	NS	< 2.15 U	< 2.27 U	NS	**3.68**
Barium	mg/kg	NE	NE	NE	4700	NS	NS	NS	NS	NS	**96.7**	**50.9**	**58.2**	**48.4**	NS	**137 J+**	**234 J+**	NS	**495**
Beryllium	mg/kg	NE	NE	NE	**2**	NS	NS	NS	NS	NS	**0.539**	< 0.456 U	< 0.516 U	< 0.464 U	NS	< 0.717 U	< 0.756 U	NS	< 0.549 U
Cadmium	mg/kg	NE	NE	NE	**34**	NS	NS	NS	NS	NS	< 0.529 U	< 0.456 U	< 0.516 U	< 0.464 U	NS	< 0.717 U	< 0.756 U	NS	**2.54**
Chromium	mg/kg	NE	NE	NE	NE	NS	NS	NS	NS	NS	**41.1**	**13.2**	**15.3**	**12.2**	NS	**23.4**	**20.4**	NS	**57.0 J**
Copper	mg/kg	NE	NE	NE	**2500**	NS	NS	NS	NS	NS	**25.3**	**12.4**	**11.5**	**10.1**	NS	**4.59**	**14.9**	NS	**278**
Lead	mg/kg	NE	NE	NE	**400**	NS	NS	NS	NS	**42.3**	**24.4 J-**	**12.0 J-**	**10.7 J-**	**9.45 J-**	NS	**7.20**	**5.08**	NS	**1040 J**
Mercury	mg/kg	NE	NE	NE	20	NS	NS	NS	NS	NS	**0.0743**	< 0.0309 U	< 0.0344 U	< 0.0329 U	NS	**0.0826**	**0.0562**	NS	**0.838 J+**
Nickel	mg/kg	NE	NE	NE	**1400**	NS	NS	NS	NS	NS	**34.7 J-**	**10.9 J-**	**9.97 J-**	**9.85 J-**	NS	**7.78**	**12.7**	NS	**56.6**
Selenium	mg/kg	NE	NE	NE	340	NS	NS	NS	NS	NS	< 1.59 U	< 1.37 U	< 1.55 U	< 1.39 U	NS	< 2.15 U	< 2.27 U	NS	< 1.65 U
Silver	mg/kg	NE	NE	NE	340	NS	NS	NS	NS	NS	< 1.59 U	< 1.37 U	< 1.55 U	< 1.39 U	NS	< 2.15 U	< 2.27 U	NS	< 1.65 UJ
Thallium	mg/kg	NE	NE	NE	**5.4**	NS	NS	NS	NS	NS	< 3.17 U	< 2.74 U	< 3.10 U	< 2.78 U	NS	< 4.30 U	< 4.53 U	NS	< 3.29 U
Vanadium	mg/kg	NE	NE	NE	**470**	NS	NS	NS	NS	NS	**32.6**	**16.7**	**20.5**	**15.2**	NS	**12.6**	**22.6**	NS	**266 J**
Zinc	mg/kg	NE	NE	NE	**20000**	NS	NS	NS	NS	NS	**43.3**	**25.8**	**25.1**	**20.9**	NS	**12.9**	**25.5**	NS	**862 J**
Metals-SPLP																			
Antimony	ug/l	**6**	60	NE	NE	NS	NS	NS	NS	NS	NS	NS	NS	NS	NS	NS	NS	NS	NS
Arsenic	ug/l	50	500	NE	NE	NS	NS	NS	NS	NS	NS	NS	NS	NS	NS	NS	NS	NS	NS
Barium	ug/l	1000	10000	NE	NE	NS	NS	NS	NS	NS	NS	NS	NS	NS	NS	NS	NS	NS	NS
Cadmium	ug/l	**5**	**50**	NE	NE	NS	NS	NS	NS	NS	NS	NS	NS	NS	NS	NS	NS	NS	NS
Chromium	ug/l	50	500	NE	NE	NS	NS	NS	NS	NS	NS	NS	NS	NS	NS	NS	NS	NS	NS
Copper	ug/l	1300	13000	NE	NE	NS	NS	NS	NS	NS	NS	NS	NS	NS	NS	NS	NS	NS	NS
Lead	ug/l	**15**	**150**	NE	NE	NS	NS	NS	NS	NS	NS	NS	NS	NS	NS	NS	NS	NS	NS
Nickel	ug/l	100	1000	NE	NE	NS	NS	NS	NS	NS	NS	NS	NS	NS	NS	NS	NS	NS	NS
Vanadium	ug/l	50	500	NE	NE	NS	NS	NS	NS	NS	NS	NS	NS	NS	NS	NS	NS	NS	NS
Zinc	ug/l	5000	50000	NE	NE	NS	NS	NS	NS	NS	NS	NS	NS	NS	NS	NS	NS	NS	NS
Cyanide																			
Cyanide	mg/kg	NE	NE	NE	1400	NS	NS	NS	NS	NS	NS	NS	NS	NS	NS	NS	NS	NS	NS
PCBs																			
Aroclor 1242	ug/kg	NE	NE	NE	NE	< 24.2 U	< 21.9 U	< 22.8	< 23.9 U	< 24.9 U	< 21.0 U	< 21.5 U	< 22.0 U	< 21.3 U	NS	< 29.2 U	< 28.5 U	< 22.5 U	< 24100 U
Aroclor 1248	ug/kg	NE	NE	NE	NE	**400**	**326**	**221**	**194**	< 24.9 U	< 21.0 U	**260**	< 22.0 U	< 21.3 U	NS	< 29.2 U	< 28.5 U	**92.3**	**3460000**
Aroclor 1254	ug/kg	NE	NE	NE	NE	< 24.2 U	< 21.9 U	< 22.8	< 23.9 U	< 24.9 U	< 21.0 U	< 21.5 U	< 22.0 U	< 21.3 U	NS	< 29.2 U	< 28.5 U	< 22.5 U	< 24100 U
Aroclor 1260	ug/kg	NE	NE	NE	NE	**35.3**	**25.2**	< 22.8	< 23.9 U	< 24.9 U	< 21.0 U	< 21.5 U	< 22.0 U	< 21.3 U	NS	< 29.2 U	< 28.5 U	< 22.5 U	**58900**
Aroclor 1262	ug/kg	NE	NE	NE	NE	< 24.2 U	< 21.9 U	< 22.8	< 23.9 U	< 24.9 U	< 21.0 U	< 21.5 U	< 22.0 U	< 21.3 U	NS	< 29.2 U	< 28.5 U	< 22.5 U	< 24100 U
Total PCB Aroclors	ug/kg	**NE**	NE	NE	**1000**	**435**	**351**	**221**	**194**	< 24.9 U	< 21.0 U	**260**	< 22.0 U	< 21.3 U	NS	< 29.2 U	< 28.5 U	**92.3**	**3520000**
PCBs-SPLP																			
Aroclor 1242	ug/l	NE	NE	NE	NE	NS	NS	NS	NS	NS	NS	NS	NS	NS	NS	NS	NS	NS	NS
Aroclor 1248	ug/l	NE	NE	NE	NE	NS	NS	NS	NS	NS	NS	NS	NS	NS	NS	NS	NS	NS	NS
Aroclor 1260	ug/l	NE	NE	NE	NE	NS	NS	NS	NS	NS	NS	NS	NS	NS	NS	NS	NS	NS	NS
Total PCB Aroclors	ug/l	**0.5**	**5**	NE	NE	NS	NS	NS	NS	NS	NS	NS	NS	NS	NS	NS	NS	NS	NS
Pesticides																			
4,4-DDD (p,p)	ug/kg	NE	NE	NE	NE	NS R	NS	< 9.21	< 9.68 U	NS	NS	NS	NS	NS	< 8.38 U	NS	NS	< 9.00 U	NS
4,4-DDE (p,p)	ug/kg	NE	NE	NE	NE	NS R	NS	**10.9**	< 6.05 U	NS	NS	NS	NS	NS	< 5.24 U	NS	NS	**6.83**	NS
4,4-DDT (p,p)	ug/kg	NE	NE	NE	1800	NS R	NS	< 9.21	< 9.68 U	NS	NS	NS	NS	NS	< 8.38 U	NS	NS	< 9.00 U	NS
alpha-Chlordane	ug/kg	NE	NE	NE	NE	**10.9 J**	NS	**26.0**	**8.38 J**	NS	NS	NS	NS	NS	< 5.24 U	NS	NS	**57.5 J**	NS
Chlordane	ug/kg	NE	NE	NE	**490**	**106 J-**	NS	**147**	**34.4**	NS	NS	NS	NS	NS	< 21.0 U	NS	NS	**211**	NS
Endrin	ug/kg	NE	NE	NE	20000	NS R	NS	< 9.21	< 9.68 U	NS	NS	NS	NS	NS	< 8.38 U	NS	NS	< 9.00 U	NS
gamma-Chlordane	ug/kg	NE	NE	NE	NE	**15.8 J-**	NS	**26.7**	**8.70**	NS	NS	NS	NS	NS	< 5.24 U	NS	NS	**33.9 J**	NS
Methoxychlor	ug/kg	800	8000	NE	340000	NS R	NS	< 9.21	< 9.68 U	NS	NS	NS	NS	NS	< 8.38 U	NS	NS	< 9.00 U	NS
Total DDx	ug/kg	***3***	***20***	NE	1800	< 9.40	NS	**10.9**	< 9.68	NS	NS	NS	NS	NS	< 8.38	NS	NS	**6.83**	NS
Pesticides-SPLP																			
Chlordane	ug/l	NE	NE	**3**	NE	NS	NS	NS	NS	NS	NS	NS	NS	NS	NS	NS	NS	NS	NS
Herbicides																			
Total Herbicides	ug/kg	NE	NE	NE	NE	NS	NS	NS	NS	NS	NS	NS	NS	NS	NS	NS	NS	NS	NS

Notes:
This is a summary table. Only detected analytes are shown.
<0.010 = Not detected above the laboratory reporting limit
Bold = Detected above reporting limit
Yellow highlighted cells exceed the 2013 GA PMC
Green highlighted cells exceed the 2013 GB PMC
Blue highlighted cells exceed the 2013 RES DEC
RES DEC = Residential Direct Exposure Criteria
GA PMC = Pollutant Mobility Criteria for GA classified groundwater areas
GB PMC = Pollutant Mobility Criteria for GB classified groundwater areas
GWPC = Groundwater Protection Criteria
Italicized criteria indicate that criteria value is from CTDEEP Recommended Criteria Values for Common Additional Polluting Substances and Alternative Criteria Requests (September 2018)
NE = Criteria has not been established
NS = Not sampled for this constituent
ug/kg = micrograms per kilogram
ug/l = micrograms per liter
mg/kg = milligrams per kilogram
U = The analyte was not detected above the detection limit
J+ = Result may be biased high
J-= Result may be biased low
J = Result is considered estimated
UJ = The analyte was not detected at a level greater than or equal to the adjusted DL. However, the reported adjusted DL is approximate and may be inaccurate or imprecise.

Table 2
AOC 1 Non-PCB Soil Analytical Data
EC Application

Greenwich High School
10 Hillside Road
Greenwich, CT

Location ID Depth Interval Sample ID Sample Date SDG	Unit	2013 GA PMC	2013 GB PMC	GWPC x 10	2013 RES DEC	AN13-SB437 11.5 - 12.5 ft SB437(11.5-12.5)07 7/6/2012 SB52371	AN14.5 1 - 1.5 ft AN14.5 (1-1.5)-1 9/18/2020 20I1050	AN14.5 2 - 4 ft AN14.5 (2-4)-1 9/18/2020 20I1050	AN14.5 4 - 5 ft AN14.5 (4-5)-1 9/18/2020 20I1050	AN15-SB438 11.5 - 12.5 ft SB438(11.5-12.5)07 7/6/2012 SB52371	AN15-SB438 3 - 4 ft 15-SB438(3-4)07061 7/6/2012 SB52371	AN15-SB438 5.3 - 5.6 ft -SB438(5.3-5.6)070 7/6/2012 SB52371	AN16 1.5 - 2 ft AN16 (1.5-2)-1 9/21/2020 20I1104	AN16-SS114 0 - 0.5 ft AN16-SS114-080311 8/3/2011 SB32768	AN16-SS114 0 - 0.25 ft AN16SS114 0-3 8/31/2011 SB34491	AN17-SB481 12 - 13 ft 7-SB481 (12-13)712 7/12/2012 SB52747	AN17-SB481 4 - 5 ft 17-SB481 (4-5)7121 7/12/2012 SB52747	AN17-SB481 7 - 8 ft 17-SB481 (7-8)7121 7/12/2012 SB52747	AN17-SS115 0 - 0.5 ft AN17-SS115-080311 8/3/2011 SB32768
CTETPH																			
Aliphatic Hydrocarbons (ETPH) C9-C36	mg/kg	**500**	**2500**	NE	**500**	NS	NS	NS	NS	NS	**284**	NS	NS	NS	NS	NS	NS	< 37.9 U	NS
Total Petroleum Hydrocarbons	mg/kg	**500**	**2500**	NE	**500**	NS	NS	NS	NS	NS	**284**	NS	NS	NS	NS	NS	NS	< 37.9 U	NS
Unidentified	mg/kg	NE	NE	NE	NE	NS	NS	NS	NS	NS	**284**	NS	NS	NS	NS	NS	NS	< 37.9 U	NS
CTETPH-SPLP																			
Aliphatic Hydrocarbons (ETPH) C9-C36	mg/l	NE	NE	2.5	NE	NS	NS	NS	NS	NS	NS	NS	NS	NS	NS	NS	NS	NS	NS
Total Petroleum Hydrocarbons	mg/l	NE	NE	NE	NE	NS	NS	NS	NS	NS	NS	NS	NS	NS	NS	NS	NS	NS	NS
Unidentified	mg/l	NE	NE	NE	NE	NS	NS	NS	NS	NS	NS	NS	NS	NS	NS	NS	NS	NS	NS
VOCs																			
1,1,1-Trichloroethane	ug/kg	4000	40000	NE	500000	NS	NS	NS	NS	NS	NS	< 83.9 U	NS	NS	NS	NS	NS	NS	NS
1,1-Dichloroethane	ug/kg	**1400**	14000	NE	500000	NS	NS	NS	NS	NS	NS	< 83.9 U	NS	NS	NS	NS	NS	NS	NS
1,2,4-Trichlorobenzene	ug/kg	NE	NE	NE	21000	NS	NS	NS	NS	NS	NS	< 83.9 UJ	NS	NS	NS	NS	NS	NS	NS
1,2,4-Trimethylbenzene	ug/kg	NE	NE	NE	500000	NS	NS	NS	NS	NS	NS	< 83.9 U	NS	NS	NS	NS	NS	NS	NS
1,2-Dichlorobenzene	ug/kg	3100	3100	NE	500000	NS	NS	NS	NS	NS	NS	< 83.9 U	NS	NS	NS	NS	NS	NS	NS
1,2-Dichloroethane	ug/kg	**20**	200	NE	6700	NS	NS	NS	NS	NS	NS	< 83.9 U	NS	NS	NS	NS	NS	NS	NS
1,3,5-Trimethylbenzene	ug/kg	NE	NE	NE	500000	NS	NS	NS	NS	NS	NS	**131**	NS	NS	NS	NS	NS	NS	NS
1,3-Dichlorobenzene	ug/kg	12000	120000	NE	500000	NS	NS	NS	NS	NS	NS	< 83.9 U	NS	NS	NS	NS	NS	NS	NS
1,4-Dichlorobenzene	ug/kg	1500	15000	NE	26000	NS	NS	NS	NS	NS	NS	< 83.9 U	NS	NS	NS	NS	NS	NS	NS
2-Butanone (MEK)	ug/kg	8000	80000	NE	500000	NS	NS	NS	NS	NS	NS	< 839 U	NS	NS	NS	NS	NS	NS	NS
Acetone	ug/kg	14000	140000	NE	500000	NS	NS	NS	NS	NS	NS	< 839 U	NS	NS	NS	NS	NS	NS	NS
Benzene	ug/kg	**20**	**200**	NE	21000	NS	NS	NS	NS	NS	NS	< 83.9 U	NS	NS	NS	NS	NS	NS	NS
Chlorobenzene	ug/kg	2000	20000	NE	500000	NS	NS	NS	NS	NS	NS	< 83.9 U	NS	NS	NS	NS	NS	NS	NS
Chloroethane	ug/kg	NE	NE	NE	130000	NS	NS	NS	NS	NS	NS	< 168 U	NS	NS	NS	NS	NS	NS	NS
cis-1,2-Dichloroethylene	ug/kg	**1400**	**14000**	NE	500000	NS	NS	NS	NS	NS	NS	< 83.9 U	NS	NS	NS	NS	NS	NS	NS
Ethyl ether	ug/kg	NE	NE	NE	NE	NS	NS	NS	NS	NS	NS	< 83.9 U	NS	NS	NS	NS	NS	NS	NS
Ethylbenzene	ug/kg	**10100**	**10100**	NE	500000	NS	NS	NS	NS	NS	NS	< 83.9 UJ	NS	NS	NS	NS	NS	NS	NS
Isopropylbenzene	ug/kg	NE	NE	NE	500000	NS	NS	NS	NS	NS	NS	**1110**	NS	NS	NS	NS	NS	NS	NS
m,p-Xylenes	ug/kg	NE	**19500**	NE	NE	NS	NS	NS	NS	NS	NS	< 168 U	NS	NS	NS	NS	NS	NS	NS
Methyl Isobutyl Ketone	ug/kg	7000	14000	NE	500000	NS	NS	NS	NS	NS	NS	< 839 U	NS	NS	NS	NS	NS	NS	NS
Naphthalene	ug/kg	**5600**	56000	NE	1000000	NS	NS	NS	NS	NS	NS	**88.9**	NS	NS	NS	NS	NS	NS	NS
n-Butylbenzene	ug/kg	NE	NE	NE	500000	NS	NS	NS	NS	NS	NS	< 83.9 U	NS	NS	NS	NS	NS	NS	NS
n-Propylbenzene	ug/kg	NE	NE	NE	500000	NS	NS	NS	NS	NS	NS	< 83.9 U	NS	NS	NS	NS	NS	NS	NS
o-Xylene	ug/kg	NE	**19500**	NE	NE	NS	NS	NS	NS	NS	NS	< 83.9 UJ	NS	NS	NS	NS	NS	NS	NS
p-Isopropyltoluene	ug/kg	NE	NE	NE	500000	NS	NS	NS	NS	NS	NS	**734**	NS	NS	NS	NS	NS	NS	NS
sec-Butylbenzene	ug/kg	NE	NE	NE	500000	NS	NS	NS	NS	NS	NS	< 83.9 U	NS	NS	NS	NS	NS	NS	NS
Styrene	ug/kg	2000	20000	NE	500000	NS	NS	NS	NS	NS	NS	< 83.9 U	NS	NS	NS	NS	NS	NS	NS
tert-butylbenzene	ug/kg	NE	NE	NE	500000	NS	NS	NS	NS	NS	NS	< 83.9 U	NS	NS	NS	NS	NS	NS	NS
Tetrachloroethylene	ug/kg	**100**	1000	NE	12000	NS	NS	NS	NS	NS	NS	< 83.9 U	NS	NS	NS	NS	NS	NS	NS
Toluene	ug/kg	20000	67000	NE	500000	NS	NS	NS	NS	NS	NS	< 83.9 U	NS	NS	NS	NS	NS	NS	NS
Total Xylenes	ug/kg	**19500**	**19500**	NE	NE	NS	NS	NS	NS	NS	NS	< 168 U	NS	NS	NS	NS	NS	NS	NS
trans-1,2-Dichloroethylene	ug/kg	**2000**	20000	NE	500000	NS	NS	NS	NS	NS	NS	< 83.9 U	NS	NS	NS	NS	NS	NS	NS
Trichloroethene	ug/kg	**100**	**1000**	NE	56000	NS	NS	NS	NS	NS	NS	< 83.9 U	NS	NS	NS	NS	NS	NS	NS
Vinyl chloride	ug/kg	**40**	**400**	NE	**320**	NS	NS	NS	NS	NS	NS	< 83.9 UJ	NS	NS	NS	NS	NS	NS	NS
VOCs-SPLP																			
Total VOC-SPLP	ug/l	NE	NE	NE	NE	NS	NS	NS	NS	NS	NS	NS	NS	NS	NS	NS	NS	NS	NS
SVOC-SIMs																			
Benzo(a)pyrene	ug/kg	1000	1000	NE	1000	NS	NS	NS	NS	NS	NS	NS	NS	NS	NS	NS	NS	NS	NS
Benzo(b)fluoranthene	ug/kg	1000	1000	NE	1000	NS	NS	NS	NS	NS	NS	NS	NS	NS	NS	NS	NS	NS	NS
Fluoranthene	ug/kg	5600	56000	NE	1000000	NS	NS	NS	NS	NS	NS	NS	NS	NS	NS	NS	NS	NS	NS
Pyrene	ug/kg	4000	40000	NE	1000000	NS	NS	NS	NS	NS	NS	NS	NS	NS	NS	NS	NS	NS	NS
SVOCs																			
1-Methylnaphthalene	ug/kg	*200*	*1000*	NE	*21000*	NS	NS	NS	NS	NS	< 1160 U	NS	NS	NS	NS	NS	NS	< 236 U	NS
2-Methylnaphthalene	ug/kg	*560*	*5600*	NE	*270000*	NS	NS	NS	NS	NS	< 1160 U	NS	NS	NS	NS	NS	NS	< 236 U	NS
Acenaphthene	ug/kg	*8400*	*84000*	NE	*1000000*	NS	NS	NS	NS	NS	< 1160 U	NS	NS	NS	NS	NS	NS	< 236 U	NS
Acenaphthylene	ug/kg	8400	84000	NE	1000000	NS	NS	NS	NS	NS	< 1160 U	NS	NS	NS	NS	NS	NS	< 236 U	NS
Anthracene	ug/kg	40000	400000	NE	1000000	NS	NS	NS	NS	NS	< 1160 U	NS	NS	NS	NS	NS	NS	< 236 U	NS
Benzo(a)anthracene	ug/kg	**1000**	**1000**	NE	**1000**	NS	NS	NS	NS	NS	< 1160 U	NS	NS	NS	NS	NS	NS	**258**	NS
Benzo(a)pyrene	ug/kg	**1000**	**1000**	NE	**1000**	NS	NS	NS	NS	NS	< 1160 U	NS	NS	NS	NS	NS	NS	**265**	NS
Benzo(b)fluoranthene	ug/kg	**1000**	**1000**	NE	**1000**	NS	NS	NS	NS	NS	< 1160 U	NS	NS	NS	NS	NS	NS	**250**	NS
Benzo(g,h,i)perylene	ug/kg	*1000*	*1000*	NE	*8400*	NS	NS	NS	NS	NS	< 1160 U	NS	NS	NS	NS	NS	NS	< 236 U	NS
Benzo(k)fluoranthene	ug/kg	**1000**	**1000**	NE	**8400**	NS	NS	NS	NS	NS	< 1160 U	NS	NS	NS	NS	NS	NS	< 236 U	NS
Bis(2-ethylhexyl)phthalate	ug/kg	**1000**	11000	NE	44000	NS	NS	NS	NS	NS	NS	NS	NS	NS	NS	NS	NS	NS	NS
Chrysene	ug/kg	*1000*	*1000*	NE	*84000*	NS	NS	NS	NS	NS	< 1160 U	NS	NS	NS	NS	NS	NS	**258**	NS
Dibenzo(a,h)anthracene	ug/kg	*1000*	*1000*	NE	***1000***	NS	NS	NS	NS	NS	< 1160 U	NS	NS	NS	NS	NS	NS	< 236 U	NS
Fluoranthene	ug/kg	**5600**	56000	NE	1000000	NS	NS	NS	NS	NS	< 1160 U	NS	NS	NS	NS	NS	NS	**516**	NS
Fluorene	ug/kg	**5600**	56000	NE	1000000	NS	NS	NS	NS	NS	< 1160 U	NS	NS	NS	NS	NS	NS	< 236 U	NS
Indeno(1,2,3-cd)pyrene	ug/kg	*1000*	*1000*	NE	***1000***	NS	NS	NS	NS	NS	< 1160 U	NS	NS	NS	NS	NS	NS	< 236 U	NS
Naphthalene	ug/kg	**5600**	56000	NE	1000000	NS	NS	NS	NS	NS	< 1160 U	NS	NS	NS	NS	NS	NS	< 236 U	NS
Phenanthrene	ug/kg	**4000**	40000	NE	1000000	NS	NS	NS	NS	NS	< 1160 U	NS	NS	NS	NS	NS	NS	**236**	NS
Pyrene	ug/kg	**4000**	40000	NE	1000000	NS	NS	NS	NS	NS	< 1160 U	NS	NS	NS	NS	NS	NS	**429**	NS
SVOCs-SPLP																			
1-Methylnaphthalene	ug/l	NE	NE	*50*	NE	NS	NS	NS	NS	NS	NS	NS	NS	NS	NS	NS	NS	NS	NS
2-Methylnaphthalene	ug/l	NE	NE	*280*	NE	NS	NS	NS	NS	NS	NS	NS	NS	NS	NS	NS	NS	NS	NS
Acenaphthene	ug/l	NE	NE	*4200*	NE	NS	NS	NS	NS	NS	NS	NS	NS	NS	NS	NS	NS	NS	NS
Anthracene	ug/l	NE	NE	20000	NE	NS	NS	NS	NS	NS	NS	NS	NS	NS	NS	NS	NS	NS	NS
Benzo(a)anthracene	ug/l	NE	NE	0.6	NE	NS	NS	NS	NS	NS	NS	NS	NS	NS	NS	NS	NS	NS	NS
Fluoranthene	ug/l	NE	NE	2800	NE	NS	NS	NS	NS	NS	NS	NS	NS	NS	NS	NS	NS	NS	NS
Fluorene	ug/l	NE	NE	2800	NE	NS	NS	NS	NS	NS	NS	NS	NS	NS	NS	NS	NS	NS	NS
Naphthalene	ug/l	NE	NE	2800	NE	NS	NS	NS	NS	NS	NS	NS	NS	NS	NS	NS	NS	NS	NS
Phenanthrene	ug/l	NE	NE	2000	NE	NS	NS	NS	NS	NS	NS	NS	NS	NS	NS	NS	NS	NS	NS
Pyrene	ug/l	NE	NE	2000	NE	NS	NS	NS	NS	NS	NS	NS	NS	NS	NS	NS	NS	NS	NS

Table 2
AOC 1 Non-PCB Soil Analytical Data
EC Application

Location ID						AN13-SB437	AN14.5	AN14.5	AN14.5	AN15-SB438	AN15-SB438	AN15-SB438	AN16	AN16-SS114	AN16-SS114	AN17-SB481	AN17-SB481	AN17-SB481	AN17-SS115
Depth Interval						11.5 - 12.5 ft	1 - 1.5 ft	2 - 4 ft	4 - 5 ft	11.5 - 12.5 ft	3 - 4 ft	5.3 - 5.6 ft	1.5 - 2 ft	0 - 0.5 ft	0 - 0.25 ft	12 - 13 ft	4 - 5 ft	7 - 8 ft	0 - 0.5 ft
Sample ID	Unit	2013 GA PMC	2013 GB PMC	GWPC x 10	2013 RES DEC	SB437(11.5-12.5)07	AN14.5 (1-1.5)-1	AN14.5 (2-4)-1	AN14.5 (4-5)-1	SB438(11.5-12.5)07	15-SB438(3-4)0706	1-SB438(5.3-5.6)070	AN16 (1.5-2)-1	AN16-SS114-080311	AN16SS114 0-3	7-SB481 (12-13)712	17-SB481 (4-5)7121	17-SB481 (7-8)7121	AN17-SS115-080311
Sample Date						7/6/2012	9/18/2020	9/18/2020	9/18/2020	7/6/2012	7/6/2012	7/6/2012	9/21/2020	8/3/2011	8/31/2011	7/12/2012	7/12/2012	7/12/2012	8/3/2011
SDG						SB52371	20I1050	20I1050	20I1050	SB52371	SB52371	SB52371	20I1104	SB32768	SB34491	SB52747	SB52747	SB52747	SB32768
Metals																			
Antimony	mg/kg	NE	NE	NE	**27**	< 5.42 UJ	NS	NS	NS	< 9.27 UJ	< 6.63 UJ	< 5.50 UJ	NS	NS	NS	< 10.7 UJ	< 5.68 UJ	< 6.21 UJ	NS
Arsenic	mg/kg	NE	NE	NE	**10**	< 1.63 U	NS	NS	NS	< 2.78 U	**6.79**	< 1.65 U	NS	NS	NS	< 6.39 U	**6.35**	**12.8**	NS
Barium	mg/kg	NE	NE	NE	4700	**72.7**	NS	NS	NS	**129**	**632**	**184**	NS	NS	NS	**229**	**86.5**	**193**	NS
Beryllium	mg/kg	NE	NE	NE	**2**	< 0.542 U	NS	NS	NS	< 0.927 U	< 0.663 U	< 2.75 U	NS	NS	NS	< 1.07 U	**0.640**	**0.932**	NS
Cadmium	mg/kg	NE	NE	NE	**34**	< 0.542 U	NS	NS	NS	< 0.927 U	**3.15**	**0.599**	NS	NS	NS	**1.17**	< 0.568 U	< 0.621 U	NS
Chromium	mg/kg	NE	NE	NE	NE	**16.7 J**	NS	NS	NS	**42.9 J**	**35.6 J**	**31.5 J**	NS	NS	NS	**32.2**	**24.2**	**44.5**	NS
Copper	mg/kg	NE	NE	NE	**2500**	**2.88**	NS	NS	NS	**21.6**	**560**	**81.0**	NS	NS	NS	**27.5**	**26.8**	**40.6**	NS
Lead	mg/kg	NE	NE	NE	**400**	**3.15 J**	**20**	**550**	**150**	**7.34 J**	**1510 J**	**222 J**	**47**	NS	NS	**6.03 J**	**44.4 J**	**73.9 J**	NS
Mercury	mg/kg	NE	NE	NE	20	< 0.0326 U	NS	NS	NS	< 0.0514 U	**0.541 J+**	**0.158 J+**	NS	NS	NS	**0.0859**	**0.167**	**0.242**	NS
Nickel	mg/kg	NE	NE	NE	**1400**	**8.62**	NS	NS	NS	**35.9**	**112**	**32.8**	NS	NS	NS	**21.5 J**	**13.9 J**	**23.8 J**	NS
Selenium	mg/kg	NE	NE	NE	340	< 1.63 U	NS	NS	NS	< 2.78 U	< 1.99 U	< 1.65 U	NS	NS	NS	< 3.20 U	< 1.71 U	< 1.86 U	NS
Silver	mg/kg	NE	NE	NE	340	< 1.63 UJ	NS	NS	NS	< 2.78 UJ	< 1.99 UJ	< 1.65 UJ	NS	NS	NS	< 3.20 U	< 1.71 U	< 1.86 U	NS
Thallium	mg/kg	NE	NE	NE	**5.4**	< 3.25 U	NS	NS	NS	< 5.56 U	< 3.98 U	< 3.30 U	NS	NS	NS	< 6.39 U	< 3.41 U	< 3.73 U	NS
Vanadium	mg/kg	NE	NE	NE	**470**	**16.0 J**	NS	NS	NS	**42.3 J**	**403 J**	**131 J**	NS	NS	NS	**32.1**	**28.9**	**44.7**	NS
Zinc	mg/kg	NE	NE	NE	**20000**	**24.8 J**	NS	NS	NS	**98.7 J**	**1150 J**	**241 J**	NS	NS	NS	**59.9**	**55.3**	**103**	NS
Metals-SPLP																			
Antimony	ug/l	**6**	60	NE	NE	NS	NS	NS	NS	NS	NS	NS	NS	NS	NS	NS	NS	NS	NS
Arsenic	ug/l	50	500	NE	NE	NS	NS	NS	NS	NS	NS	NS	NS	NS	NS	NS	NS	NS	NS
Barium	ug/l	1000	10000	NE	NE	NS	NS	NS	NS	NS	NS	NS	NS	NS	NS	NS	NS	NS	NS
Cadmium	ug/l	**5**	**50**	NE	NE	NS	NS	NS	NS	NS	NS	NS	NS	NS	NS	NS	NS	NS	NS
Chromium	ug/l	50	500	NE	NE	NS	NS	NS	NS	NS	NS	NS	NS	NS	NS	NS	NS	NS	NS
Copper	ug/l	1300	13000	NE	NE	NS	NS	NS	NS	NS	NS	NS	NS	NS	NS	NS	NS	NS	NS
Lead	ug/l	**15**	**150**	NE	NE	NS	NS	NS	NS	NS	NS	NS	NS	NS	NS	NS	NS	NS	NS
Nickel	ug/l	100	1000	NE	NE	NS	NS	NS	NS	NS	NS	NS	NS	NS	NS	NS	NS	NS	NS
Vanadium	ug/l	50	500	NE	NE	NS	NS	NS	NS	NS	NS	NS	NS	NS	NS	NS	NS	NS	NS
Zinc	ug/l	5000	50000	NE	NE	NS	NS	NS	NS	NS	NS	NS	NS	NS	NS	NS	NS	NS	NS
Cyanide																			
Cyanide	mg/kg	NE	NE	NE	1400	NS	NS	NS	NS	NS	NS	NS	NS	NS	NS	NS	NS	NS	NS
PCBs																			
Aroclor 1242	ug/kg	NE	NE	NE	NE	< 23.3 U	< 450	**540000**	**180000**	< 37.3 U	< 27.6 U	< 22.6 U	< 91	< 22.1 U	< 24.3	< 50.4 U	< 22.5 U	< 27.9 U	< 24.8 U
Aroclor 1248	ug/kg	NE	NE	NE	NE	**4170**	**2500**	< 93000	< 22000	< 187 U	**2580**	**1190**	**970**	**322**	< 24.3	**275**	**1070**	**2000**	**181**
Aroclor 1254	ug/kg	NE	NE	NE	NE	< 23.3 U	< 450	< 93000	< 22000	< 187 U	**1900**	**834**	< 91	< 22.1 U	< 24.3	< 50.4 U	< 22.5 U	< 27.9 U	< 24.8 U
Aroclor 1260	ug/kg	NE	NE	NE	NE	< 23.3 U	< 450	< 93000	< 22000	< 37.3 U	**176**	**38.5**	< 91	< 22.1 U	< 24.3	< 50.4 U	**74.4**	**124**	< 24.8 U
Aroclor 1262	ug/kg	NE	NE	NE	NE	< 23.3 U	< 450	< 93000	< 22000	< 37.3 U	< 27.6 U	< 22.6 U	< 91	< 22.1 U	< 24.3	< 50.4 U	< 22.5 U	< 27.9 U	< 24.8 U
Total PCB Aroclors	ug/kg	**NE**	NE	NE	**1000**	**4170**	**2500**	**540000**	**180000**	< 187 U	**4660**	**2060**	**970**	**322**	< 24.3 U	**275**	**1144.4**	**2124**	**181**
PCBs-SPLP																			
Aroclor 1242	ug/l	NE	NE	NE	NE	NS	NS	NS	NS	NS	NS	NS	NS	NS	NS	NS	NS	NS	NS
Aroclor 1248	ug/l	NE	NE	NE	NE	NS	NS	NS	NS	NS	NS	NS	NS	NS	NS	NS	NS	NS	NS
Aroclor 1260	ug/l	NE	NE	NE	NE	NS	NS	NS	NS	NS	NS	NS	NS	NS	NS	NS	NS	NS	NS
Total PCB Aroclors	ug/l	**0.5**	**5**	NE	NE	NS	NS	NS	NS	NS	NS	NS	NS	NS	NS	NS	NS	NS	NS
Pesticides																			
4,4-DDD (p,p)	ug/kg	NE	NE	NE	NE	NS	NS	NS	NS	NS	NS	NS	NS	NS	< 9.59	NS	NS	NS	NS
4,4-DDE (p,p)	ug/kg	NE	NE	NE	NE	NS	NS	NS	NS	NS	NS	NS	NS	NS	< 5.99	NS	NS	NS	NS
4,4-DDT (p,p)	ug/kg	NE	NE	NE	1800	NS	NS	NS	NS	NS	NS	NS	NS	NS	< 9.59	NS	NS	NS	NS
alpha-Chlordane	ug/kg	NE	NE	NE	NE	NS	NS	NS	NS	NS	NS	NS	NS	NS	**7.51**	NS	NS	NS	NS
Chlordane	ug/kg	NE	NE	NE	**490**	NS	NS	NS	NS	NS	NS	NS	NS	NS	**59.0**	NS	NS	NS	NS
Endrin	ug/kg	NE	NE	NE	20000	NS	NS	NS	NS	NS	NS	NS	NS	NS	< 9.59	NS	NS	NS	NS
gamma-Chlordane	ug/kg	NE	NE	NE	NE	NS	NS	NS	NS	NS	NS	NS	NS	NS	**8.60**	NS	NS	NS	NS
Methoxychlor	ug/kg	800	8000	NE	340000	NS	NS	NS	NS	NS	NS	NS	NS	NS	< 9.59	NS	NS	NS	NS
Total DDx	ug/kg	***3***	***20***	NE	1800	NS	NS	NS	NS	NS	NS	NS	NS	NS	< 9.59	NS	NS	NS	NS
Pesticides-SPLP																			
Chlordane	ug/l	NE	NE	**3**	NE	NS	NS	NS	NS	NS	NS	NS	NS	NS	NS	NS	NS	NS	NS
Herbicides																			
Total Herbicides	ug/kg	NE	NE	NE	NE	NS	NS	NS	NS	NS	NS	NS	NS	NS	NS	NS	NS	NS	NS

Notes:
This is a summary table. Only detected analytes are shown.
<0.010 = Not detected above the laboratory reporting limit
Bold = Detected above reporting limit
Yellow highlighted cells exceed the 2013 GA PMC
Green highlighted cells exceed the 2013 GB PMC
Blue highlighted cells exceed the 2013 RES DEC
RES DEC = Residential Direct Exposure Criteria
GA PMC = Pollutant Mobility Criteria for GA classified groundwater areas
GB PMC = Pollutant Mobility Criteria for GB classified groundwater areas
GWPC = Groundwater Protection Criteria
Italicized criteria indicate that criteria value is from CTDEEP Recommended Criteria Values for Common Additional Polluting Substances and Alternative Criteria Requests (September 2018)
NE = Criteria has not been established
NS = Not sampled for this constituent
ug/kg = micrograms per kilogram
ug/l = micrograms per liter
mg/kg = milligrams per kilogram
U = The analyte was not detected above the detection limit
J+ = Result may be biased high
J-= Result may be biased low
J = Result is considered estimated
UJ = The analyte was not detected at a level greater than or equal to the adjusted DL. However, the reported adjusted DL is approximate and may be inaccurate or imprecise.

Table 2
AOC 1 Non-PCB Soil Analytical Data
EC Application

Greenwich High School
10 Hillside Road
Greenwich, CT

Location ID Depth Interval Sample ID Sample Date SDG	Unit	2013 GA PMC	2013 GB PMC	GWPC x 10	2013 RES DEC	AN17-SS115 0 - 0.25 ft AN17SS115 0-3 8/31/2011 SB34491	AN18-SB129 0 - 1 ft AN18 SB129 0-1 8/10/2011 SB33308	AN18-SB129 1 - 2 ft AN18 SB129 1-2 8/10/2011 SB33308	AN18-SB129 12 - 13 ft AN18 SB129 12-13 8/10/2011 SB33308	AN18-SB129 2 - 3 ft AN18 SB129 2-3 8/10/2011 SB33308	AN18-SB129 6 - 7 ft AN18 SB129 6-7 8/10/2011 SB33308	AN19-SS117 0 - 0.5 ft AN19-SS117-080311 8/3/2011 SB32768	AN19-SS117 0 - 0.5 ft AN19-SS117-080519 8/5/2011 SB32945	AN19-SS117A 0 - 1 ft AN19-SS117A(0-1)_0625 6/25/2013 SB72106	AN19-SS117A 0 - 1 ft AN19-SS117A(0-1)_0625 6/25/2013 SB72106	AN22-SS269 0 - 0.25 ft AN22-SS269 (0-3) 8/22/2011 SB33952	AO16-SS294 0 - 0.25 ft AO16SS294 0-3-0823 8/23/2011 SB34022	AO18-SS293 0 - 0.25 ft AO18SS293 0-3-0823 8/23/2011 SB34022	AO19-SB489 13 - 14 ft AO19-SB489 (13-14)-071 7/13/2012 SB52798
CTETPH																			
Aliphatic Hydrocarbons (ETPH) C9-C36	mg/kg	**500**	**2500**	NE	**500**	NS	NS	**134**	NS	NS	**57.2 J**	NS	**252**	NS	NS	NS	NS	NS	NS
Total Petroleum Hydrocarbons	mg/kg	**500**	**2500**	NE	**500**	NS	NS	**134**	NS	NS	**57.2 J**	NS	**252**	NS	NS	NS	NS	NS	NS
Unidentified	mg/kg	NE	NE	NE	NE	NS	NS	**134**	NS	NS	**57.2 J**	NS	**252**	NS	NS	NS	NS	NS	NS
CTETPH-SPLP																			
Aliphatic Hydrocarbons (ETPH) C9-C36	mg/l	NE	NE	2.5	NE	NS	NS	NS	NS	NS	NS	NS	NS	NS	NS	NS	NS	NS	NS
Total Petroleum Hydrocarbons	mg/l	NE	NE	NE	NE	NS	NS	NS	NS	NS	NS	NS	NS	NS	NS	NS	NS	NS	NS
Unidentified	mg/l	NE	NE	NE	NE	NS	NS	NS	NS	NS	NS	NS	NS	NS	NS	NS	NS	NS	NS
VOCs																			
1,1,1-Trichloroethane	ug/kg	4000	40000	NE	500000	NS	NS	NS	NS	NS	NS	NS	NS	NS	NS	NS	NS	NS	NS
1,1-Dichloroethane	ug/kg	**1400**	14000	NE	500000	NS	NS	NS	NS	NS	NS	NS	NS	NS	NS	NS	NS	NS	NS
1,2,4-Trichlorobenzene	ug/kg	NE	NE	NE	21000	NS	NS	NS	NS	NS	NS	NS	NS	NS	NS	NS	NS	NS	NS
1,2,4-Trimethylbenzene	ug/kg	NE	NE	NE	500000	NS	NS	NS	NS	NS	NS	NS	NS	NS	NS	NS	NS	NS	NS
1,2-Dichlorobenzene	ug/kg	3100	3100	NE	500000	NS	NS	NS	NS	NS	NS	NS	NS	NS	NS	NS	NS	NS	NS
1,2-Dichloroethane	ug/kg	**20**	200	NE	6700	NS	NS	NS	NS	NS	NS	NS	NS	NS	NS	NS	NS	NS	NS
1,3,5-Trimethylbenzene	ug/kg	NE	NE	NE	500000	NS	NS	NS	NS	NS	NS	NS	NS	NS	NS	NS	NS	NS	NS
1,3-Dichlorobenzene	ug/kg	12000	120000	NE	500000	NS	NS	NS	NS	NS	NS	NS	NS	NS	NS	NS	NS	NS	NS
1,4-Dichlorobenzene	ug/kg	1500	15000	NE	26000	NS	NS	NS	NS	NS	NS	NS	NS	NS	NS	NS	NS	NS	NS
2-Butanone (MEK)	ug/kg	8000	80000	NE	500000	NS	NS	NS	NS	NS	NS	NS	NS	NS	NS	NS	NS	NS	NS
Acetone	ug/kg	14000	140000	NE	500000	NS	NS	NS	NS	NS	NS	NS	NS	NS	NS	NS	NS	NS	NS
Benzene	ug/kg	**20**	**200**	NE	21000	NS	NS	NS	NS	NS	NS	NS	NS	NS	NS	NS	NS	NS	NS
Chlorobenzene	ug/kg	2000	20000	NE	500000	NS	NS	NS	NS	NS	NS	NS	NS	NS	NS	NS	NS	NS	NS
Chloroethane	ug/kg	NE	NE	NE	130000	NS	NS	NS	NS	NS	NS	NS	NS	NS	NS	NS	NS	NS	NS
cis-1,2-Dichloroethylene	ug/kg	**1400**	**14000**	NE	500000	NS	NS	NS	NS	NS	NS	NS	NS	NS	NS	NS	NS	NS	NS
Ethyl ether	ug/kg	NE	NE	NE	NE	NS	NS	NS	NS	NS	NS	NS	NS	NS	NS	NS	NS	NS	NS
Ethylbenzene	ug/kg	**10100**	**10100**	NE	500000	NS	NS	NS	NS	NS	NS	NS	NS	NS	NS	NS	NS	NS	NS
Isopropylbenzene	ug/kg	NE	NE	NE	500000	NS	NS	NS	NS	NS	NS	NS	NS	NS	NS	NS	NS	NS	NS
m,p-Xylenes	ug/kg	NE	**19500**	NE	NE	NS	NS	NS	NS	NS	NS	NS	NS	NS	NS	NS	NS	NS	NS
Methyl Isobutyl Ketone	ug/kg	7000	14000	NE	500000	NS	NS	NS	NS	NS	NS	NS	NS	NS	NS	NS	NS	NS	NS
Naphthalene	ug/kg	**5600**	56000	NE	1000000	NS	NS	NS	NS	NS	NS	NS	NS	NS	NS	NS	NS	NS	NS
n-Butylbenzene	ug/kg	NE	NE	NE	500000	NS	NS	NS	NS	NS	NS	NS	NS	NS	NS	NS	NS	NS	NS
n-Propylbenzene	ug/kg	NE	NE	NE	500000	NS	NS	NS	NS	NS	NS	NS	NS	NS	NS	NS	NS	NS	NS
o-Xylene	ug/kg	NE	**19500**	NE	NE	NS	NS	NS	NS	NS	NS	NS	NS	NS	NS	NS	NS	NS	NS
p-Isopropyltoluene	ug/kg	NE	NE	NE	500000	NS	NS	NS	NS	NS	NS	NS	NS	NS	NS	NS	NS	NS	NS
sec-Butylbenzene	ug/kg	NE	NE	NE	500000	NS	NS	NS	NS	NS	NS	NS	NS	NS	NS	NS	NS	NS	NS
Styrene	ug/kg	2000	20000	NE	500000	NS	NS	NS	NS	NS	NS	NS	NS	NS	NS	NS	NS	NS	NS
tert-butylbenzene	ug/kg	NE	NE	NE	500000	NS	NS	NS	NS	NS	NS	NS	NS	NS	NS	NS	NS	NS	NS
Tetrachloroethylene	ug/kg	**100**	1000	NE	12000	NS	NS	NS	NS	NS	NS	NS	NS	NS	NS	NS	NS	NS	NS
Toluene	ug/kg	20000	67000	NE	500000	NS	NS	NS	NS	NS	NS	NS	NS	NS	NS	NS	NS	NS	NS
Total Xylenes	ug/kg	**19500**	**19500**	NE	NE	NS	NS	NS	NS	NS	NS	NS	NS	NS	NS	NS	NS	NS	NS
trans-1,2-Dichloroethylene	ug/kg	**2000**	20000	NE	500000	NS	NS	NS	NS	NS	NS	NS	NS	NS	NS	NS	NS	NS	NS
Trichloroethene	ug/kg	**100**	**1000**	NE	56000	NS	NS	NS	NS	NS	NS	NS	NS	NS	NS	NS	NS	NS	NS
Vinyl chloride	ug/kg	**40**	**400**	NE	**320**	NS	NS	NS	NS	NS	NS	NS	NS	NS	NS	NS	NS	NS	NS
VOCs-SPLP																			
Total VOC-SPLP	ug/l	NE	NE	NE	NE	NS	NS	NS	NS	NS	NS	NS	NS	NS	NS	NS	NS	NS	NS
SVOC-SIMs																			
Benzo(a)pyrene	ug/kg	1000	1000	NE	1000	NS	NS	NS	NS	NS	NS	NS	NS	**75**	< 70	NS	NS	NS	NS
Benzo(b)fluoranthene	ug/kg	1000	1000	NE	1000	NS	NS	NS	NS	NS	NS	NS	NS	**94**	**73**	NS	NS	NS	NS
Fluoranthene	ug/kg	5600	56000	NE	1000000	NS	NS	NS	NS	NS	NS	NS	NS	**110**	< 70	NS	NS	NS	NS
Pyrene	ug/kg	4000	40000	NE	1000000	NS	NS	NS	NS	NS	NS	NS	NS	**97**	< 70	NS	NS	NS	NS
SVOCs																			
1-Methylnaphthalene	ug/kg	*200*	*1000*	NE	*21000*	NS	NS	< 1760 U	NS	NS	NS	NS	< 417 U	NS	NS	NS	NS	NS	NS
2-Methylnaphthalene	ug/kg	*560*	*5600*	NE	*270000*	NS	NS	< 1760 U	NS	NS	NS	NS	< 417 U	NS	NS	NS	NS	NS	NS
Acenaphthene	ug/kg	*8400*	*84000*	NE	*1000000*	NS	NS	< 1760 U	NS	NS	NS	NS	< 417 U	NS	NS	NS	NS	NS	NS
Acenaphthylene	ug/kg	8400	84000	NE	1000000	NS	NS	< 1760 U	NS	NS	NS	NS	< 417 U	NS	NS	NS	NS	NS	NS
Anthracene	ug/kg	40000	400000	NE	1000000	NS	NS	< 1760 U	NS	NS	NS	NS	< 417 U	NS	NS	NS	NS	NS	NS
Benzo(a)anthracene	ug/kg	**1000**	**1000**	NE	**1000**	NS	NS	< 1760 U	NS	NS	NS	NS	< 417 U	NS	NS	NS	NS	NS	NS
Benzo(a)pyrene	ug/kg	**1000**	**1000**	NE	**1000**	NS	NS	< 1760 U	NS	NS	NS	NS	< 417 U	NS	NS	NS	NS	NS	NS
Benzo(b)fluoranthene	ug/kg	**1000**	**1000**	NE	**1000**	NS	NS	< 1760 U	NS	NS	NS	NS	< 417 U	NS	NS	NS	NS	NS	NS
Benzo(g,h,i)perylene	ug/kg	*1000*	*1000*	NE	*8400*	NS	NS	< 1760 U	NS	NS	NS	NS	< 417 U	NS	NS	NS	NS	NS	NS
Benzo(k)fluoranthene	ug/kg	**1000**	**1000**	NE	**8400**	NS	NS	< 1760 U	NS	NS	NS	NS	< 417 U	NS	NS	NS	NS	NS	NS
Bis(2-ethylhexyl)phthalate	ug/kg	**1000**	11000	NE	44000	NS	NS	NS	NS	NS	NS	NS	NS	NS	NS	NS	NS	NS	NS
Chrysene	ug/kg	*1000*	*1000*	NE	*84000*	NS	NS	< 1760 U	NS	NS	NS	NS	< 417 UJ	NS	NS	NS	NS	NS	NS
Dibenzo(a,h)anthracene	ug/kg	*1000*	*1000*	NE	***1000***	NS	NS	< 1760 U	NS	NS	NS	NS	< 417 U	NS	NS	NS	NS	NS	NS
Fluoranthene	ug/kg	**5600**	56000	NE	1000000	NS	NS	< 1760 U	NS	NS	NS	NS	< 417 U	NS	NS	NS	NS	NS	NS
Fluorene	ug/kg	**5600**	56000	NE	1000000	NS	NS	< 1760 U	NS	NS	NS	NS	< 417 U	NS	NS	NS	NS	NS	NS
Indeno(1,2,3-cd)pyrene	ug/kg	*1000*	*1000*	NE	***1000***	NS	NS	< 1760 U	NS	NS	NS	NS	< 417 U	NS	NS	NS	NS	NS	NS
Naphthalene	ug/kg	**5600**	56000	NE	1000000	NS	NS	< 1760 U	NS	NS	NS	NS	< 417 U	NS	NS	NS	NS	NS	NS
Phenanthrene	ug/kg	**4000**	40000	NE	1000000	NS	NS	< 1760 U	NS	NS	NS	NS	< 417 U	NS	NS	NS	NS	NS	NS
Pyrene	ug/kg	**4000**	40000	NE	1000000	NS	NS	< 1760 U	NS	NS	NS	NS	< 417 U	NS	NS	NS	NS	NS	NS
SVOCs-SPLP																			
1-Methylnaphthalene	ug/l	NE	NE	*50*	NE	NS	NS	NS	NS	NS	NS	NS	NS	NS	NS	NS	NS	NS	NS
2-Methylnaphthalene	ug/l	NE	NE	*280*	NE	NS	NS	NS	NS	NS	NS	NS	NS	NS	NS	NS	NS	NS	NS
Acenaphthene	ug/l	NE	NE	*4200*	NE	NS	NS	NS	NS	NS	NS	NS	NS	NS	NS	NS	NS	NS	NS
Anthracene	ug/l	NE	NE	20000	NE	NS	NS	NS	NS	NS	NS	NS	NS	NS	NS	NS	NS	NS	NS
Benzo(a)anthracene	ug/l	NE	NE	0.6	NE	NS	NS	NS	NS	NS	NS	NS	NS	NS	NS	NS	NS	NS	NS
Fluoranthene	ug/l	NE	NE	2800	NE	NS	NS	NS	NS	NS	NS	NS	NS	NS	NS	NS	NS	NS	NS
Fluorene	ug/l	NE	NE	2800	NE	NS	NS	NS	NS	NS	NS	NS	NS	NS	NS	NS	NS	NS	NS
Naphthalene	ug/l	NE	NE	2800	NE	NS	NS	NS	NS	NS	NS	NS	NS	NS	NS	NS	NS	NS	NS
Phenanthrene	ug/l	NE	NE	2000	NE	NS	NS	NS	NS	NS	NS	NS	NS	NS	NS	NS	NS	NS	NS
Pyrene	ug/l	NE	NE	2000	NE	NS	NS	NS	NS	NS	NS	NS	NS	NS	NS	NS	NS	NS	NS

Table 2
AOC 1 Non-PCB Soil Analytical Data
EC Application

Greenwich High School
10 Hillside Road
Greenwich, CT

Location ID Depth Interval Sample ID Sample Date SDG	Unit	2013 GA PMC	2013 GB PMC	GWPC x 10	2013 RES DEC	AN17-SS115 0 - 0.25 ft AN17SS115 0-3 8/31/2011 SB34491	AN18-SB129 0 - 1 ft AN18 SB129 0-1 8/10/2011 SB33308	AN18-SB129 1 - 2 ft AN18 SB129 1-2 8/10/2011 SB33308	AN18-SB129 12 - 13 ft AN18 SB129 12-13 8/10/2011 SB33308	AN18-SB129 2 - 3 ft AN18 SB129 2-3 8/10/2011 SB33308	AN18-SB129 6 - 7 ft AN18 SB129 6-7 8/10/2011 SB33308	AN19-SS117 0 - 0.5 ft AN19-SS117-080311 8/3/2011 SB32768	AN19-SS117 0 - 0.5 ft AN19-SS117-080519 8/5/2011 SB32945	AN19-SS117A 0 - 1 ft AN19-SS117A(0-1)_0629 6/25/2013 SB72106	AN19-SS117A 0 - 1 ft AN19-SS117A(0-1)_0629 6/25/2013 SB72106	AN22-SS269 0 - 0.25 ft AN22-SS269 (0-3) 8/22/2011 SB33952	AO16-SS294 0 - 0.25 ft AO16SS294 0-3-0823 8/23/2011 SB34022	AO18-SS293 0 - 0.25 ft AO18SS293 0-3-08231 8/23/2011 SB34022	AO19-SB489 13 - 14 ft AO19-SB489 (13-14)-071 7/13/2012 SB52798
Metals																			
Antimony	mg/kg	NE	NE	NE	**27**	NS	NS	NS	NS	NS	NS	NS	NS	NS	NS	NS	NS	NS	< 14.8 UJ
Arsenic	mg/kg	NE	NE	NE	**10**	NS	NS	**2.41**	NS	NS	< 2.35 U	NS	**4.69**	NS	NS	**5.31**	NS	**5.77**	< 4.44 UJ
Barium	mg/kg	NE	NE	NE	4700	NS	NS	NS	NS	NS	NS	NS	NS	NS	NS	NS	NS	NS	**194**
Beryllium	mg/kg	NE	NE	NE	**2**	NS	NS	NS	NS	NS	NS	NS	NS	NS	NS	NS	NS	NS	< 1.48 U
Cadmium	mg/kg	NE	NE	NE	**34**	NS	NS	**0.866**	NS	NS	< 0.783 U	NS	< 0.33 U	NS	NS	NS	NS	NS	< 1.48 U
Chromium	mg/kg	NE	NE	NE	NE	NS	NS	**70.4**	NS	NS	**49.8**	NS	**25.0**	NS	NS	NS	NS	NS	**32.8**
Copper	mg/kg	NE	NE	NE	**2500**	NS	NS	NS	NS	NS	NS	NS	NS	NS	NS	NS	NS	NS	**28.7 J**
Lead	mg/kg	NE	NE	NE	**400**	NS	NS	**14.1**	NS	NS	**14.7**	NS	**34.7**	NS	NS	**43.1**	NS	**55.2**	**6.59 J**
Mercury	mg/kg	NE	NE	NE	20	NS	NS	< 0.0318 U	NS	NS	**0.0617**	NS	< 0.08 U	NS	NS	NS	NS	NS	< 0.0933 UJ
Nickel	mg/kg	NE	NE	NE	**1400**	NS	NS	NS	NS	NS	NS	NS	NS	NS	NS	NS	NS	NS	**29.9 J**
Selenium	mg/kg	NE	NE	NE	340	NS	NS	NS	NS	NS	NS	NS	NS	NS	NS	NS	NS	NS	< 4.44 UJ
Silver	mg/kg	NE	NE	NE	340	NS	NS	NS	NS	NS	NS	NS	NS	NS	NS	NS	NS	NS	< 4.44 U
Thallium	mg/kg	NE	NE	NE	**5.4**	NS	NS	NS	NS	NS	NS	NS	NS	NS	NS	NS	NS	NS	< 8.88 U
Vanadium	mg/kg	NE	NE	NE	**470**	NS	NS	NS	NS	NS	NS	NS	NS	NS	NS	NS	NS	NS	**31.0**
Zinc	mg/kg	NE	NE	NE	**20000**	NS	NS	NS	NS	NS	NS	NS	NS	NS	NS	NS	NS	NS	**89.8**
Metals-SPLP																			
Antimony	ug/l	**6**	60	NE	NE	NS	NS	NS	NS	NS	NS	NS	NS	NS	NS	NS	NS	NS	NS
Arsenic	ug/l	50	500	NE	NE	NS	NS	NS	NS	NS	NS	NS	NS	NS	NS	NS	NS	NS	NS
Barium	ug/l	1000	10000	NE	NE	NS	NS	NS	NS	NS	NS	NS	NS	NS	NS	NS	NS	NS	NS
Cadmium	ug/l	**5**	**50**	NE	NE	NS	NS	NS	NS	NS	NS	NS	NS	NS	NS	NS	NS	NS	NS
Chromium	ug/l	50	500	NE	NE	NS	NS	NS	NS	NS	NS	NS	NS	NS	NS	NS	NS	NS	NS
Copper	ug/l	1300	13000	NE	NE	NS	NS	NS	NS	NS	NS	NS	NS	NS	NS	NS	NS	NS	NS
Lead	ug/l	**15**	**150**	NE	NE	NS	NS	NS	NS	NS	NS	NS	NS	NS	NS	NS	NS	NS	NS
Nickel	ug/l	100	1000	NE	NE	NS	NS	NS	NS	NS	NS	NS	NS	NS	NS	NS	NS	NS	NS
Vanadium	ug/l	50	500	NE	NE	NS	NS	NS	NS	NS	NS	NS	NS	NS	NS	NS	NS	NS	NS
Zinc	ug/l	5000	50000	NE	NE	NS	NS	NS	NS	NS	NS	NS	NS	NS	NS	NS	NS	NS	NS
Cyanide																			
Cyanide	mg/kg	NE	NE	NE	1400	NS	NS	NS	NS	NS	NS	NS	NS	NS	NS	NS	NS	NS	NS
PCBs																			
Aroclor 1242	ug/kg	NE	NE	NE	NE	< 24.3	NS	< 20.7 U	< 53.4 U	NS	< 31.7 U	< 25.6 U	< 23.8 U	NS	NS	< 24.0 U	< 24.4 U	< 26.7 U	< 63.0 U
Aroclor 1248	ug/kg	NE	NE	NE	NE	**244**	NS	< 20.7 U	< 53.4 U	NS	< 31.7 U	< 25.6 U	< 23.8 U	NS	NS	< 24.0 U	< 24.4 U	< 26.7 U	**1510**
Aroclor 1254	ug/kg	NE	NE	NE	NE	< 24.3	NS	< 20.7 U	< 53.4 U	NS	< 31.7 U	< 25.6 U	< 23.8 U	NS	NS	< 24.0 U	< 24.4 U	< 26.7 U	< 63.0 U
Aroclor 1260	ug/kg	NE	NE	NE	NE	< 24.3	NS	< 20.7 U	< 53.4 U	NS	< 31.7 U	< 25.6 U	< 23.8 U	NS	NS	< 24.0 U	< 24.4 U	< 26.7 U	< 63.0 U
Aroclor 1262	ug/kg	NE	NE	NE	NE	**34.1**	NS	< 20.7 U	< 53.4 U	NS	< 31.7 U	< 25.6 U	< 23.8 U	NS	NS	< 24.0 U	< 24.4 U	< 26.7 U	< 63.0 U
Total PCB Aroclors	ug/kg	**NE**	NE	NE	**1000**	**278**	NS	< 20.7 U	< 53.4 U	NS	< 31.7 U	< 25.6 U	< 23.8 U	NS	NS	< 24.0 U	< 24.4 U	< 26.7 U	**1510**
PCBs-SPLP																			
Aroclor 1242	ug/l	NE	NE	NE	NE	NS	NS	NS	NS	NS	NS	NS	NS	NS	NS	NS	NS	NS	NS
Aroclor 1248	ug/l	NE	NE	NE	NE	NS	NS	NS	NS	NS	NS	NS	NS	NS	NS	NS	NS	NS	NS
Aroclor 1260	ug/l	NE	NE	NE	NE	NS	NS	NS	NS	NS	NS	NS	NS	NS	NS	NS	NS	NS	NS
Total PCB Aroclors	ug/l	**0.5**	**5**	NE	NE	NS	NS	NS	NS	NS	NS	NS	NS	NS	NS	NS	NS	NS	NS
Pesticides																			
4,4-DDD (p,p)	ug/kg	NE	NE	NE	NE	< 9.77	< 8.52 U	NS	NS	< 11.4 U	NS	NS	< 8.47 U	NS	NS	NS	< 10.1 U	NS	NS
4,4-DDE (p,p)	ug/kg	NE	NE	NE	NE	< 6.10	**8.99**	NS	NS	< 7.13 U	NS	NS	< 5.29 U	NS	NS	NS	< 6.29 U	NS	NS
4,4-DDT (p,p)	ug/kg	NE	NE	NE	1800	< 9.77	< 8.52 U	NS	NS	< 11.4 U	NS	NS	< 8.47 U	NS	NS	NS	< 10.1 U	NS	NS
alpha-Chlordane	ug/kg	NE	NE	NE	NE	**11.7**	**32.8 J**	NS	NS	< 7.13 U	NS	NS	**5.83 J**	NS	NS	NS	**6.53 J**	NS	NS
Chlordane	ug/kg	NE	NE	NE	**490**	**87.5**	**153**	NS	NS	< 28.5 U	NS	NS	**21.4**	NS	NS	NS	**44.1**	NS	NS
Endrin	ug/kg	NE	NE	NE	20000	< 9.77	< 8.52 U	NS	NS	< 11.4 U	NS	NS	< 8.47 U	NS	NS	NS	< 10.1 U	NS	NS
gamma-Chlordane	ug/kg	NE	NE	NE	NE	**11.0**	**22.5 J**	NS	NS	< 7.13 U	NS	NS	**7.56**	NS	NS	NS	**6.38**	NS	NS
Methoxychlor	ug/kg	800	8000	NE	340000	< 9.77	< 8.52 U	NS	NS	< 11.4 U	NS	NS	< 8.47 U	NS	NS	NS	< 10.1 U	NS	NS
Total DDx	ug/kg	***3***	***20***	NE	1800	< 9.77	**8.99**	NS	NS	< 7.13	NS	NS	< 8.47	NS	NS	NS	< 6.29	NS	NS
Pesticides-SPLP																			
Chlordane	ug/l	NE	NE	**3**	NE	NS	NS	NS	NS	NS	NS	NS	NS	NS	NS	NS	NS	NS	NS
Herbicides																			
Total Herbicides	ug/kg	NE	NE	NE	NE	NS	NS	NS	NS	NS	NS	NS	< 8.54 U	NS	NS	NS	NS	NS	NS

Notes:
This is a summary table. Only detected analytes are shown.
<0.010 = Not detected above the laboratory reporting limit
Bold = Detected above reporting limit
Yellow highlighted cells exceed the 2013 GA PMC
Green highlighted cells exceed the 2013 GB PMC
Blue highlighted cells exceed the 2013 RES DEC
RES DEC = Residential Direct Exposure Criteria
GA PMC = Pollutant Mobility Criteria for GA classified groundwater areas
GB PMC = Pollutant Mobility Criteria for GB classified groundwater areas
GWPC = Groundwater Protection Criteria
Italicized criteria indicate that criteria value is from CTDEEP Recommended Criteria Values for Common Additional Polluting Substances and Alternative Criteria Requests (September 2018)
NE = Criteria has not been established
NS = Not sampled for this constituent
ug/kg = micrograms per kilogram
ug/l = micrograms per liter
mg/kg = milligrams per kilogram
U = The analyte was not detected above the detection limit
J+ = Result may be biased high
J-= Result may be biased low
J = Result is considered estimated
UJ = The analyte was not detected at a level greater than or equal to the adjusted DL. However, the reported adjusted DL is approximate and may be inaccurate or imprecise.

Table 2
AOC 1 Non-PCB Soil Analytical Data
EC Application

Greenwich High School
10 Hillside Road
Greenwich, CT

Location ID						AO19-SB489	AO19-SB489	AO20-SS286	AO21	AO21-SB482	AO21-SB482	AO22-SS282	AO24-SS270	AOC-6-2-BOT1	AOC-6-2-BOT2	AOC-6-2-ESW1	AOC-6-2-ESW2	AOC-6-2-NSW1	AOC-6-2-NSW2
Depth Interval						3 - 4 ft	5 - 6 ft	0 - 0.25 ft	1.5 - 2 ft	3 - 4 ft	6 - 7 ft	0 - 0.25 ft	0 - 0.25 ft	5 - 5 ft	5 - 5 ft	4 - 4 ft	4 - 4 ft	4 - 4 ft	4 - 4 ft
Sample ID	Unit	2013 GA PMC	2013 GB PMC	GWPC x 10	2013 RES DEC	9-SB489 (3-4)-0713	9-SB489 (5-6)-0713	020SS286 0-3-0823	AO21 (1.5-2)-1	1-SB482 (3-4)-0712	1-SB482 (6-7)-0712	022SS282 0-3-0823	AO24-SS270 (0-3)	AOC-6-2-BOT1(5)-1	AOC-6-2-BOT2(5)-1	AOC-6-2-ESW1(4)-1	AOC-6-2-ESW2(4)-1	AOC-6-2-NSW1(4)-1	AOC-6-2-NSW2(4)-1
Sample Date						7/13/2012	7/13/2012	8/23/2011	9/21/2020	7/12/2012	7/12/2012	8/23/2011	8/22/2011	8/16/2013	8/16/2013	8/16/2013	8/16/2013	8/16/2013	8/16/2013
SDG						SB52798	SB52798	SB34022	20I1104	SB52798	SB52798	SB34022	SB33952	SB75141	SB75141	SB75141	SB75141	SB75141	SB75141
CTETPH																			
Aliphatic Hydrocarbons (ETPH) C9-C36	mg/kg	**500**	**2500**	NE	**500**	NS	**43.6**	NS	**150**	NS	**958**	NS	NS	NS	NS	NS	NS	NS	NS
Total Petroleum Hydrocarbons	mg/kg	**500**	**2500**	NE	**500**	NS	**43.6**	NS	NS	NS	**958**	NS	NS	NS	NS	NS	NS	NS	NS
Unidentified	mg/kg	NE	NE	NE	NE	NS	**43.6**	NS	NS	NS	**958**	NS	NS	NS	NS	NS	NS	NS	NS
CTETPH-SPLP																			
Aliphatic Hydrocarbons (ETPH) C9-C36	mg/l	NE	NE	2.5	NE	NS	NS	NS	NS	NS	NS	NS	NS	NS	NS	NS	NS	NS	NS
Total Petroleum Hydrocarbons	mg/l	NE	NE	NE	NE	NS	NS	NS	NS	NS	NS	NS	NS	NS	NS	NS	NS	NS	NS
Unidentified	mg/l	NE	NE	NE	NE	NS	NS	NS	NS	NS	NS	NS	NS	NS	NS	NS	NS	NS	NS
VOCs																			
1,1,1-Trichloroethane	ug/kg	4000	40000	NE	500000	NS	NS	NS	NS	NS	NS	NS	NS	NS	NS	NS	NS	NS	NS
1,1-Dichloroethane	ug/kg	**1400**	14000	NE	500000	NS	NS	NS	NS	NS	NS	NS	NS	NS	NS	NS	NS	NS	NS
1,2,4-Trichlorobenzene	ug/kg	NE	NE	NE	21000	NS	NS	NS	NS	NS	NS	NS	NS	NS	NS	NS	NS	NS	NS
1,2,4-Trimethylbenzene	ug/kg	NE	NE	NE	500000	NS	NS	NS	NS	NS	NS	NS	NS	NS	NS	NS	NS	NS	NS
1,2-Dichlorobenzene	ug/kg	3100	3100	NE	500000	NS	NS	NS	NS	NS	NS	NS	NS	NS	NS	NS	NS	NS	NS
1,2-Dichloroethane	ug/kg	**20**	200	NE	6700	NS	NS	NS	NS	NS	NS	NS	NS	NS	NS	NS	NS	NS	NS
1,3,5-Trimethylbenzene	ug/kg	NE	NE	NE	500000	NS	NS	NS	NS	NS	NS	NS	NS	NS	NS	NS	NS	NS	NS
1,3-Dichlorobenzene	ug/kg	12000	120000	NE	500000	NS	NS	NS	NS	NS	NS	NS	NS	NS	NS	NS	NS	NS	NS
1,4-Dichlorobenzene	ug/kg	1500	15000	NE	26000	NS	NS	NS	NS	NS	NS	NS	NS	NS	NS	NS	NS	NS	NS
2-Butanone (MEK)	ug/kg	8000	80000	NE	500000	NS	NS	NS	NS	NS	NS	NS	NS	NS	NS	NS	NS	NS	NS
Acetone	ug/kg	14000	140000	NE	500000	NS	NS	NS	NS	NS	NS	NS	NS	NS	NS	NS	NS	NS	NS
Benzene	ug/kg	**20**	**200**	NE	21000	NS	NS	NS	NS	NS	NS	NS	NS	NS	NS	NS	NS	NS	NS
Chlorobenzene	ug/kg	2000	20000	NE	500000	NS	NS	NS	NS	NS	NS	NS	NS	NS	NS	NS	NS	NS	NS
Chloroethane	ug/kg	NE	NE	NE	130000	NS	NS	NS	NS	NS	NS	NS	NS	NS	NS	NS	NS	NS	NS
cis-1,2-Dichloroethylene	ug/kg	**1400**	**14000**	NE	500000	NS	NS	NS	NS	NS	NS	NS	NS	NS	NS	NS	NS	NS	NS
Ethyl ether	ug/kg	NE	NE	NE	NE	NS	NS	NS	NS	NS	NS	NS	NS	NS	NS	NS	NS	NS	NS
Ethylbenzene	ug/kg	**10100**	**10100**	NE	500000	NS	NS	NS	NS	NS	NS	NS	NS	NS	NS	NS	NS	NS	NS
Isopropylbenzene	ug/kg	NE	NE	NE	500000	NS	NS	NS	NS	NS	NS	NS	NS	NS	NS	NS	NS	NS	NS
m,p-Xylenes	ug/kg	NE	**19500**	NE	NE	NS	NS	NS	NS	NS	NS	NS	NS	NS	NS	NS	NS	NS	NS
Methyl Isobutyl Ketone	ug/kg	7000	14000	NE	500000	NS	NS	NS	NS	NS	NS	NS	NS	NS	NS	NS	NS	NS	NS
Naphthalene	ug/kg	**5600**	56000	NE	1000000	NS	NS	NS	NS	NS	NS	NS	NS	NS	NS	NS	NS	NS	NS
n-Butylbenzene	ug/kg	NE	NE	NE	500000	NS	NS	NS	NS	NS	NS	NS	NS	NS	NS	NS	NS	NS	NS
n-Propylbenzene	ug/kg	NE	NE	NE	500000	NS	NS	NS	NS	NS	NS	NS	NS	NS	NS	NS	NS	NS	NS
o-Xylene	ug/kg	NE	**19500**	NE	NE	NS	NS	NS	NS	NS	NS	NS	NS	NS	NS	NS	NS	NS	NS
p-Isopropyltoluene	ug/kg	NE	NE	NE	500000	NS	NS	NS	NS	NS	NS	NS	NS	NS	NS	NS	NS	NS	NS
sec-Butylbenzene	ug/kg	NE	NE	NE	500000	NS	NS	NS	NS	NS	NS	NS	NS	NS	NS	NS	NS	NS	NS
Styrene	ug/kg	2000	20000	NE	500000	NS	NS	NS	NS	NS	NS	NS	NS	NS	NS	NS	NS	NS	NS
tert-butylbenzene	ug/kg	NE	NE	NE	500000	NS	NS	NS	NS	NS	NS	NS	NS	NS	NS	NS	NS	NS	NS
Tetrachloroethylene	ug/kg	**100**	1000	NE	12000	NS	NS	NS	NS	NS	NS	NS	NS	NS	NS	NS	NS	NS	NS
Toluene	ug/kg	20000	67000	NE	500000	NS	NS	NS	NS	NS	NS	NS	NS	NS	NS	NS	NS	NS	NS
Total Xylenes	ug/kg	**19500**	**19500**	NE	NE	NS	NS	NS	NS	NS	NS	NS	NS	NS	NS	NS	NS	NS	NS
trans-1,2-Dichloroethylene	ug/kg	**2000**	20000	NE	500000	NS	NS	NS	NS	NS	NS	NS	NS	NS	NS	NS	NS	NS	NS
Trichloroethene	ug/kg	**100**	**1000**	NE	56000	NS	NS	NS	NS	NS	NS	NS	NS	NS	NS	NS	NS	NS	NS
Vinyl chloride	ug/kg	**40**	**400**	NE	**320**	NS	NS	NS	NS	NS	NS	NS	NS	NS	NS	NS	NS	NS	NS
VOCs-SPLP																			
Total VOC-SPLP	ug/l	NE	NE	NE	NE	NS	NS	NS	NS	NS	NS	NS	NS	NS	NS	NS	NS	NS	NS
SVOC-SIMs																			
Benzo(a)pyrene	ug/kg	1000	1000	NE	1000	NS	NS	NS	NS	NS	NS	NS	NS	NS	NS	NS	NS	NS	NS
Benzo(b)fluoranthene	ug/kg	1000	1000	NE	1000	NS	NS	NS	NS	NS	NS	NS	NS	NS	NS	NS	NS	NS	NS
Fluoranthene	ug/kg	5600	56000	NE	1000000	NS	NS	NS	NS	NS	NS	NS	NS	NS	NS	NS	NS	NS	NS
Pyrene	ug/kg	4000	40000	NE	1000000	NS	NS	NS	NS	NS	NS	NS	NS	NS	NS	NS	NS	NS	NS
SVOCs																			
1-Methylnaphthalene	ug/kg	*200*	*1000*	NE	*21000*	NS	< 187 U	NS	NS	NS	< 2300 U	NS	NS	< 174	< 172	< 180	< 184	**340**	< 195
2-Methylnaphthalene	ug/kg	*560*	*5600*	NE	*270000*	NS	< 187 U	NS	< 190	NS	< 2300 U	NS	NS	< 174	< 172	< 180	< 184	< 188	< 195
Acenaphthene	ug/kg	*8400*	*84000*	NE	*1000000*	NS	< 187 U	NS	< 190	NS	< 2300 U	NS	NS	< 174	< 172	< 180	< 184	**496**	< 195
Acenaphthylene	ug/kg	8400	84000	NE	1000000	NS	< 187 U	NS	< 190	NS	< 2300 U	NS	NS	< 174	< 172	< 180	< 184	< 188	< 195
Anthracene	ug/kg	40000	400000	NE	1000000	NS	< 187 U	NS	< 190	NS	< 2300 U	NS	NS	< 174	< 172	< 180	< 184	< 188	< 195
Benzo(a)anthracene	ug/kg	**1000**	**1000**	NE	**1000**	NS	< 187 U	NS	< 190	NS	< 2300 U	NS	NS	< 174	< 172	< 180	< 184	**199**	< 195
Benzo(a)pyrene	ug/kg	**1000**	**1000**	NE	**1000**	NS	< 187 U	NS	< 190	NS	< 2300 U	NS	NS	< 174	< 172	< 180	< 184	**202**	< 195
Benzo(b)fluoranthene	ug/kg	**1000**	**1000**	NE	**1000**	NS	< 187 U	NS	< 190	NS	< 2300 U	NS	NS	< 174	< 172	< 180	< 184	**195**	< 195
Benzo(g,h,i)perylene	ug/kg	*1000*	*1000*	NE	*8400*	NS	< 187 U	NS	< 190	NS	< 2300 U	NS	NS	< 174	< 172	< 180	< 184	< 188	< 195
Benzo(k)fluoranthene	ug/kg	**1000**	**1000**	NE	**8400**	NS	< 187 U	NS	< 190	NS	< 2300 U	NS	NS	< 174	< 172	< 180	< 184	< 188	< 195
Bis(2-ethylhexyl)phthalate	ug/kg	**1000**	11000	NE	44000	NS	NS	NS	NS	NS	NS	NS	NS	NS	NS	NS	NS	NS	NS
Chrysene	ug/kg	*1000*	*1000*	NE	*84000*	NS	< 187 U	NS	< 190	NS	< 2300 U	NS	NS	< 174	< 172	< 180	< 184	**209**	< 195
Dibenzo(a,h)anthracene	ug/kg	*1000*	*1000*	NE	***1000***	NS	< 187 U	NS	< 190	NS	< 2300 U	NS	NS	< 174	< 172	< 180	< 184	< 188	< 195
Fluoranthene	ug/kg	**5600**	56000	NE	1000000	NS	< 187 U	NS	**230**	NS	< 2300 U	NS	NS	< 174	< 172	< 180	< 184	**356**	**268**
Fluorene	ug/kg	**5600**	56000	NE	1000000	NS	< 187 U	NS	< 190	NS	< 2300 U	NS	NS	< 174	< 172	< 180	< 184	< 188	< 195
Indeno(1,2,3-cd)pyrene	ug/kg	*1000*	*1000*	NE	***1000***	NS	< 187 U	NS	< 190	NS	< 2300 U	NS	NS	< 174	< 172	< 180	< 184	< 188	< 195
Naphthalene	ug/kg	**5600**	56000	NE	1000000	NS	< 187 U	NS	< 190	NS	< 2300 U	NS	NS	< 174	< 172	< 180	< 184	< 188	< 195
Phenanthrene	ug/kg	**4000**	40000	NE	1000000	NS	< 187 U	NS	< 190	NS	< 2300 U	NS	NS	< 174	< 172	< 180	< 184	**276**	**203**
Pyrene	ug/kg	**4000**	40000	NE	1000000	NS	< 187 U	NS	**290**	NS	< 2300 U	NS	NS	< 174	< 172	< 180	< 184	**301**	**198**
SVOCs-SPLP																			
1-Methylnaphthalene	ug/l	NE	NE	*50*	NE	NS	NS	NS	NS	NS	NS	NS	NS	NS	NS	NS	NS	NS	NS
2-Methylnaphthalene	ug/l	NE	NE	*280*	NE	NS	NS	NS	NS	NS	NS	NS	NS	NS	NS	NS	NS	NS	NS
Acenaphthene	ug/l	NE	NE	*4200*	NE	NS	NS	NS	NS	NS	NS	NS	NS	NS	NS	NS	NS	NS	NS
Anthracene	ug/l	NE	NE	20000	NE	NS	NS	NS	NS	NS	NS	NS	NS	NS	NS	NS	NS	NS	NS
Benzo(a)anthracene	ug/l	NE	NE	0.6	NE	NS	NS	NS	NS	NS	NS	NS	NS	NS	NS	NS	NS	NS	NS
Fluoranthene	ug/l	NE	NE	2800	NE	NS	NS	NS	NS	NS	NS	NS	NS	NS	NS	NS	NS	NS	NS
Fluorene	ug/l	NE	NE	2800	NE	NS	NS	NS	NS	NS	NS	NS	NS	NS	NS	NS	NS	NS	NS
Naphthalene	ug/l	NE	NE	2800	NE	NS	NS	NS	NS	NS	NS	NS	NS	NS	NS	NS	NS	NS	NS
Phenanthrene	ug/l	NE	NE	2000	NE	NS	NS	NS	NS	NS	NS	NS	NS	NS	NS	NS	NS	NS	NS
Pyrene	ug/l	NE	NE	2000	NE	NS	NS	NS	NS	NS	NS	NS	NS	NS	NS	NS	NS	NS	NS

Table 2
AOC 1 Non-PCB Soil Analytical Data
EC Application

Greenwich High School
10 Hillside Road
Greenwich, CT

Location ID						AO19-SB489	AO19-SB489	AO20-SS286	AO21	AO21-SB482	AO21-SB482	AO22-SS282	AO24-SS270	AOC-6-2-BOT1	AOC-6-2-BOT2	AOC-6-2-ESW1	AOC-6-2-ESW2	AOC-6-2-NSW1	AOC-6-2-NSW2
Depth Interval						3 - 4 ft	5 - 6 ft	0 - 0.25 ft	1.5 - 2 ft	3 - 4 ft	6 - 7 ft	0 - 0.25 ft	0 - 0.25 ft	5 - 5 ft	5 - 5 ft	4 - 4 ft	4 - 4 ft	4 - 4 ft	4 - 4 ft
Sample ID	Unit	2013 GA PMC	2013 GB PMC	GWPC x 10	2013 RES DEC	9-SB489 (3-4)-0713	9-SB489 (5-6)-0713	20SS286 0-3-0823	AO21 (1.5-2)-1	1-SB482 (3-4)-0712	1-SB482 (6-7)-0712	22SS282 0-3-0823	AO24-SS270 (0-3)	AOC-6-2-BOT1(5)-1	AOC-6-2-BOT2(5)-1	AOC-6-2-ESW1(4)-1	AOC-6-2-ESW2(4)-1	AOC-6-2-NSW1(4)-1	AOC-6-2-NSW2(4)-1
Sample Date						7/13/2012	7/13/2012	8/23/2011	9/21/2020	7/12/2012	7/12/2012	8/23/2011	8/22/2011	8/16/2013	8/16/2013	8/16/2013	8/16/2013	8/16/2013	8/16/2013
SDG						SB52798	SB52798	SB34022	20I1104	SB52798	SB52798	SB34022	SB33952	SB75141	SB75141	SB75141	SB75141	SB75141	SB75141
Metals																			
Antimony	mg/kg	NE	NE	NE	**27**	< 5.48 UJ	< 5.52 UJ	NS	NS	< 5.24 UJ	< 31.3 UJ	NS	NS	NS	NS	NS	NS	NS	NS
Arsenic	mg/kg	NE	NE	NE	**10**	**3.65 J-**	**3.30 J-**	NS	NS	< 3.14 UJ	< 18.8 UJ	NS	NS	NS	NS	NS	NS	NS	NS
Barium	mg/kg	NE	NE	NE	4700	**97.4**	**84.5**	NS	NS	**70.2**	**779**	NS	NS	NS	NS	NS	NS	NS	NS
Beryllium	mg/kg	NE	NE	NE	**2**	**0.660**	< 0.552 U	NS	NS	**0.572**	< 0.627 U	NS	NS	NS	NS	NS	NS	NS	NS
Cadmium	mg/kg	NE	NE	NE	**34**	< 0.548 U	**0.992**	NS	NS	< 0.524 U	**6.95**	NS	NS	NS	NS	NS	NS	NS	NS
Chromium	mg/kg	NE	NE	NE	NE	**41.0**	**20.9**	NS	NS	**20.0**	**69.4**	NS	NS	NS	NS	NS	NS	NS	NS
Copper	mg/kg	NE	NE	NE	**2500**	**20.1 J**	**30.6 J**	NS	NS	**18.4 J**	**375 J**	NS	NS	NS	NS	NS	NS	NS	NS
Lead	mg/kg	NE	NE	NE	**400**	**26.0 J**	**43.3 J**	NS	NS	**14.5 J**	**1760 J**	NS	NS	NS	NS	NS	NS	NS	NS
Mercury	mg/kg	NE	NE	NE	20	**0.0407 J**	**0.0597 J**	NS	NS	< 0.0338 UJ	**1.09 J**	NS	NS	NS	NS	NS	NS	NS	NS
Nickel	mg/kg	NE	NE	NE	**1400**	**29.0 J**	**20.0 J**	NS	NS	**11.7 J**	**78.8 J**	NS	NS	NS	NS	NS	NS	NS	NS
Selenium	mg/kg	NE	NE	NE	340	< 1.64 UJ	< 1.66 UJ	NS	NS	< 1.57 UJ	< 9.40 UJ	NS	NS	NS	NS	NS	NS	NS	NS
Silver	mg/kg	NE	NE	NE	340	< 1.64 U	< 1.66 U	NS	NS	< 1.57 U	< 1.88 U	NS	NS	NS	NS	NS	NS	NS	NS
Thallium	mg/kg	NE	NE	NE	**5.4**	< 3.29 U	< 3.31 U	NS	NS	< 3.14 U	< 3.76 U	NS	NS	NS	NS	NS	NS	NS	NS
Vanadium	mg/kg	NE	NE	NE	**470**	**35.1**	**39.7**	NS	NS	**23.4**	**135**	NS	NS	NS	NS	NS	NS	NS	NS
Zinc	mg/kg	NE	NE	NE	**20000**	**71.5**	**70.0**	NS	NS	**38.9**	**2930**	NS	NS	NS	NS	NS	NS	NS	NS
Metals-SPLP																			
Antimony	ug/l	**6**	60	NE	NE	NS	NS	NS	NS	NS	NS	NS	NS	NS	NS	NS	NS	NS	NS
Arsenic	ug/l	50	500	NE	NE	NS	NS	NS	NS	NS	NS	NS	NS	NS	NS	NS	NS	NS	NS
Barium	ug/l	1000	10000	NE	NE	NS	NS	NS	NS	NS	NS	NS	NS	NS	NS	NS	NS	NS	NS
Cadmium	ug/l	**5**	**50**	NE	NE	NS	NS	NS	NS	NS	NS	NS	NS	NS	NS	NS	NS	NS	NS
Chromium	ug/l	50	500	NE	NE	NS	NS	NS	NS	NS	NS	NS	NS	NS	NS	NS	NS	NS	NS
Copper	ug/l	1300	13000	NE	NE	NS	NS	NS	NS	NS	NS	NS	NS	NS	NS	NS	NS	NS	NS
Lead	ug/l	**15**	**150**	NE	NE	NS	NS	NS	NS	NS	NS	NS	NS	NS	NS	NS	NS	NS	NS
Nickel	ug/l	100	1000	NE	NE	NS	NS	NS	NS	NS	NS	NS	NS	NS	NS	NS	NS	NS	NS
Vanadium	ug/l	50	500	NE	NE	NS	NS	NS	NS	NS	NS	NS	NS	NS	NS	NS	NS	NS	NS
Zinc	ug/l	5000	50000	NE	NE	NS	NS	NS	NS	NS	NS	NS	NS	NS	NS	NS	NS	NS	NS
Cyanide																			
Cyanide	mg/kg	NE	NE	NE	1400	NS	NS	NS	NS	NS	NS	NS	NS	NS	NS	NS	NS	NS	NS
PCBs																			
Aroclor 1242	ug/kg	NE	NE	NE	NE	< 22.4 U	< 20.4 U	< 23.9 U	< 85	< 20.9 U	< 2770 U	< 24.2 U	< 23.3 U	NS	NS	NS	NS	NS	NS
Aroclor 1248	ug/kg	NE	NE	NE	NE	**138**	**85600**	< 23.9 U	< 85	**548**	< 2770 U	< 24.2 U	< 23.3 U	NS	NS	NS	NS	NS	NS
Aroclor 1254	ug/kg	NE	NE	NE	NE	< 22.4 U	< 20.4 U	< 23.9 U	< 85	< 20.9 U	< 2770 U	< 24.2 U	< 23.3 U	NS	NS	NS	NS	NS	NS
Aroclor 1260	ug/kg	NE	NE	NE	NE	< 22.4 U	**1510**	< 23.9 U	< 85	< 20.9 U	**16200**	< 24.2 U	< 23.3 U	NS	NS	NS	NS	NS	NS
Aroclor 1262	ug/kg	NE	NE	NE	NE	< 22.4 U	< 20.4 U	< 23.9 U	< 85	< 20.9 U	< 2770 U	< 24.2 U	< 23.3 U	NS	NS	NS	NS	NS	NS
Total PCB Aroclors	ug/kg	**NE**	NE	NE	**1000**	**138**	**87110**	< 23.9 U	< 85	**548**	**16200**	< 24.2 U	< 23.3 U	NS	NS	NS	NS	NS	NS
PCBs-SPLP																			
Aroclor 1242	ug/l	NE	NE	NE	NE	NS	NS	NS	NS	NS	NS	NS	NS	NS	NS	NS	NS	NS	NS
Aroclor 1248	ug/l	NE	NE	NE	NE	NS	NS	NS	NS	NS	NS	NS	NS	NS	NS	NS	NS	NS	NS
Aroclor 1260	ug/l	NE	NE	NE	NE	NS	NS	NS	NS	NS	NS	NS	NS	NS	NS	NS	NS	NS	NS
Total PCB Aroclors	ug/l	**0.5**	**5**	NE	NE	NS	NS	NS	NS	NS	NS	NS	NS	NS	NS	NS	NS	NS	NS
Pesticides																			
4,4-DDD (p,p)	ug/kg	NE	NE	NE	NE	NS	NS	< 10.0 U	NS	NS	NS	< 9.87 U	< 9.16 U	NS	NS	NS	NS	NS	NS
4,4-DDE (p,p)	ug/kg	NE	NE	NE	NE	NS	NS	< 6.25 U	NS	NS	NS	< 6.17 U	< 5.72 U	NS	NS	NS	NS	NS	NS
4,4-DDT (p,p)	ug/kg	NE	NE	NE	1800	NS	NS	< 10.0 U	NS	NS	NS	< 9.87 U	< 9.16 U	NS	NS	NS	NS	NS	NS
alpha-Chlordane	ug/kg	NE	NE	NE	NE	NS	NS	**12.5 J**	NS	NS	NS	**6.31 J**	**6.85**	NS	NS	NS	NS	NS	NS
Chlordane	ug/kg	NE	NE	NE	**490**	NS	NS	**93.3**	NS	NS	NS	**45.8**	**31.8**	NS	NS	NS	NS	NS	NS
Endrin	ug/kg	NE	NE	NE	20000	NS	NS	< 10.0 U	NS	NS	NS	< 9.87 U	< 9.16 U	NS	NS	NS	NS	NS	NS
gamma-Chlordane	ug/kg	NE	NE	NE	NE	NS	NS	**12.8 J**	NS	NS	NS	< 6.17 U	< 5.72 U	NS	NS	NS	NS	NS	NS
Methoxychlor	ug/kg	800	8000	NE	340000	NS	NS	< 10.0 U	NS	NS	NS	< 9.87 U	< 9.16 U	NS	NS	NS	NS	NS	NS
Total DDx	ug/kg	***3***	***20***	NE	1800	NS	NS	< 6.25	NS	NS	NS	< 9.87	< 9.16	NS	NS	NS	NS	NS	NS
Pesticides-SPLP																			
Chlordane	ug/l	NE	NE	**3**	NE	NS	NS	NS	NS	NS	NS	NS	NS	NS	NS	NS	NS	NS	NS
Herbicides																			
Total Herbicides	ug/kg	NE	NE	NE	NE	NS	NS	NS	NS	NS	NS	NS	NS	NS	NS	NS	NS	NS	NS

Notes:
This is a summary table. Only detected analytes are shown.
<0.010 = Not detected above the laboratory reporting limit
Bold = Detected above reporting limit
Yellow highlighted cells exceed the 2013 GA PMC
Green highlighted cells exceed the 2013 GB PMC
Blue highlighted cells exceed the 2013 RES DEC
RES DEC = Residential Direct Exposure Criteria
GA PMC = Pollutant Mobility Criteria for GA classified groundwater areas
GB PMC = Pollutant Mobility Criteria for GB classified groundwater areas
GWPC = Groundwater Protection Criteria
Italicized criteria indicate that criteria value is from CTDEEP Recommended Criteria Values for Common Additional Polluting Substances and Alternative Criteria Requests (September 2018)
NE = Criteria has not been established
NS = Not sampled for this constituent
ug/kg = micrograms per kilogram
ug/l = micrograms per liter
mg/kg = milligrams per kilogram
U = The analyte was not detected above the detection limit
J+ = Result may be biased high
J-= Result may be biased low
J = Result is considered estimated
UJ = The analyte was not detected at a level greater than or equal to the adjusted DL. However, the reported adjusted DL is approximate and may be inaccurate or imprecise.

Table 2
AOC 1 Non-PCB Soil Analytical Data
EC Application

Location ID						AOC-6-2-SSW1	AOC-6-2-SSW2	AOC-6-2-WSW1	AOC-6-2-WSW2	AP11-SB277	AP11-SB277	AP11-SB277	AP14-SB435	AP14-SB435	AP14-SB435	AP16-SB269	AP16-SB269	AP16-SB269	AP17-SB478
Depth Interval						4 - 4 ft	4 - 4 ft	4 - 4 ft	4 - 4 ft	0 - 1 ft	2.5 - 4 ft	4 - 5 ft	11.5 - 12.5 ft	2.5 - 3 ft	5 - 6 ft	0 - 1 ft	4 - 5 ft	5 - 6 ft	12 - 13 ft
Sample ID	Unit	2013 GA PMC	2013 GB PMC	GWPC x 10	2013 RES DEC	AOC-6-2-SSW1(4)-1	AOC-6-2-SSW2(4)-1	AOC-6-2-WSW1(4)-1	AOC-6-2-WSW2(4)-1	1-SB277(0-1)-1229	1-SB277(2.5-4)-1229	1-SB277(4-5)-1229	B435 (11.5-12.5) 07	4-SB435(2.5-3) 0705	4-SB435(5-6)0705	6-SB269 (0-1)-1228	6-SB269 (4-5)-1228	6-SB269 (5-6)-1228	7-SB478 (12-13)712
Sample Date						8/16/2013	8/16/2013	8/16/2013	8/16/2013	12/29/2011	12/29/2011	12/29/2011	7/5/2012	7/5/2012	7/5/2012	12/28/2011	12/28/2011	12/28/2011	7/12/2012
SDG						SB75141	SB75141	SB75141	SB75141	SB41766	SB41766	SB41766	SB52371	SB52371	SB52371	SB41712	SB41712	SB41712	SB52747
CTETPH																			
Aliphatic Hydrocarbons (ETPH) C9-C36	mg/kg	**500**	**2500**	NE	**500**	NS	NS	NS	NS	NS	< 14.7 U	NS	NS	NS	< 33.0 U	NS	**14.8**	NS	NS
Total Petroleum Hydrocarbons	mg/kg	**500**	**2500**	NE	**500**	NS	NS	NS	NS	NS	< 14.7 U	NS	NS	NS	< 33.0 U	NS	**14.8**	NS	NS
Unidentified	mg/kg	NE	NE	NE	NE	NS	NS	NS	NS	NS	< 14.7 U	NS	NS	NS	< 33.0 U	NS	**14.8**	NS	NS
CTETPH-SPLP																			
Aliphatic Hydrocarbons (ETPH) C9-C36	mg/l	NE	NE	2.5	NE	NS	NS	NS	NS	NS	NS	NS	NS	NS	NS	NS	NS	NS	NS
Total Petroleum Hydrocarbons	mg/l	NE	NE	NE	NE	NS	NS	NS	NS	NS	NS	NS	NS	NS	NS	NS	NS	NS	NS
Unidentified	mg/l	NE	NE	NE	NE	NS	NS	NS	NS	NS	NS	NS	NS	NS	NS	NS	NS	NS	NS
VOCs																			
1,1,1-Trichloroethane	ug/kg	4000	40000	NE	500000	NS	NS	NS	NS	NS	NS	NS	NS	NS	NS	NS	NS	NS	NS
1,1-Dichloroethane	ug/kg	**1400**	14000	NE	500000	NS	NS	NS	NS	NS	NS	NS	NS	NS	NS	NS	NS	NS	NS
1,2,4-Trichlorobenzene	ug/kg	NE	NE	NE	21000	NS	NS	NS	NS	NS	NS	NS	NS	NS	NS	NS	NS	NS	NS
1,2,4-Trimethylbenzene	ug/kg	NE	NE	NE	500000	NS	NS	NS	NS	NS	NS	NS	NS	NS	NS	NS	NS	NS	NS
1,2-Dichlorobenzene	ug/kg	3100	3100	NE	500000	NS	NS	NS	NS	NS	NS	NS	NS	NS	NS	NS	NS	NS	NS
1,2-Dichloroethane	ug/kg	**20**	200	NE	6700	NS	NS	NS	NS	NS	NS	NS	NS	NS	NS	NS	NS	NS	NS
1,3,5-Trimethylbenzene	ug/kg	NE	NE	NE	500000	NS	NS	NS	NS	NS	NS	NS	NS	NS	NS	NS	NS	NS	NS
1,3-Dichlorobenzene	ug/kg	12000	120000	NE	500000	NS	NS	NS	NS	NS	NS	NS	NS	NS	NS	NS	NS	NS	NS
1,4-Dichlorobenzene	ug/kg	1500	15000	NE	26000	NS	NS	NS	NS	NS	NS	NS	NS	NS	NS	NS	NS	NS	NS
2-Butanone (MEK)	ug/kg	8000	80000	NE	500000	NS	NS	NS	NS	NS	NS	NS	NS	NS	NS	NS	NS	NS	NS
Acetone	ug/kg	14000	140000	NE	500000	NS	NS	NS	NS	NS	NS	NS	NS	NS	NS	NS	NS	NS	NS
Benzene	ug/kg	**20**	**200**	NE	21000	NS	NS	NS	NS	NS	NS	NS	NS	NS	NS	NS	NS	NS	NS
Chlorobenzene	ug/kg	2000	20000	NE	500000	NS	NS	NS	NS	NS	NS	NS	NS	NS	NS	NS	NS	NS	NS
Chloroethane	ug/kg	NE	NE	NE	130000	NS	NS	NS	NS	NS	NS	NS	NS	NS	NS	NS	NS	NS	NS
cis-1,2-Dichloroethylene	ug/kg	**1400**	**14000**	NE	500000	NS	NS	NS	NS	NS	NS	NS	NS	NS	NS	NS	NS	NS	NS
Ethyl ether	ug/kg	NE	NE	NE	NE	NS	NS	NS	NS	NS	NS	NS	NS	NS	NS	NS	NS	NS	NS
Ethylbenzene	ug/kg	**10100**	**10100**	NE	500000	NS	NS	NS	NS	NS	NS	NS	NS	NS	NS	NS	NS	NS	NS
Isopropylbenzene	ug/kg	NE	NE	NE	500000	NS	NS	NS	NS	NS	NS	NS	NS	NS	NS	NS	NS	NS	NS
m,p-Xylenes	ug/kg	NE	**19500**	NE	NE	NS	NS	NS	NS	NS	NS	NS	NS	NS	NS	NS	NS	NS	NS
Methyl Isobutyl Ketone	ug/kg	7000	14000	NE	500000	NS	NS	NS	NS	NS	NS	NS	NS	NS	NS	NS	NS	NS	NS
Naphthalene	ug/kg	**5600**	56000	NE	1000000	NS	NS	NS	NS	NS	NS	NS	NS	NS	NS	NS	NS	NS	NS
n-Butylbenzene	ug/kg	NE	NE	NE	500000	NS	NS	NS	NS	NS	NS	NS	NS	NS	NS	NS	NS	NS	NS
n-Propylbenzene	ug/kg	NE	NE	NE	500000	NS	NS	NS	NS	NS	NS	NS	NS	NS	NS	NS	NS	NS	NS
o-Xylene	ug/kg	NE	**19500**	NE	NE	NS	NS	NS	NS	NS	NS	NS	NS	NS	NS	NS	NS	NS	NS
p-Isopropyltoluene	ug/kg	NE	NE	NE	500000	NS	NS	NS	NS	NS	NS	NS	NS	NS	NS	NS	NS	NS	NS
sec-Butylbenzene	ug/kg	NE	NE	NE	500000	NS	NS	NS	NS	NS	NS	NS	NS	NS	NS	NS	NS	NS	NS
Styrene	ug/kg	2000	20000	NE	500000	NS	NS	NS	NS	NS	NS	NS	NS	NS	NS	NS	NS	NS	NS
tert-butylbenzene	ug/kg	NE	NE	NE	500000	NS	NS	NS	NS	NS	NS	NS	NS	NS	NS	NS	NS	NS	NS
Tetrachloroethylene	ug/kg	**100**	1000	NE	12000	NS	NS	NS	NS	NS	NS	NS	NS	NS	NS	NS	NS	NS	NS
Toluene	ug/kg	20000	67000	NE	500000	NS	NS	NS	NS	NS	NS	NS	NS	NS	NS	NS	NS	NS	NS
Total Xylenes	ug/kg	**19500**	**19500**	NE	NE	NS	NS	NS	NS	NS	NS	NS	NS	NS	NS	NS	NS	NS	NS
trans-1,2-Dichloroethylene	ug/kg	**2000**	20000	NE	500000	NS	NS	NS	NS	NS	NS	NS	NS	NS	NS	NS	NS	NS	NS
Trichloroethene	ug/kg	**100**	**1000**	NE	56000	NS	NS	NS	NS	NS	NS	NS	NS	NS	NS	NS	NS	NS	NS
Vinyl chloride	ug/kg	**40**	**400**	NE	**320**	NS	NS	NS	NS	NS	NS	NS	NS	NS	NS	NS	NS	NS	NS
VOCs-SPLP																			
Total VOC-SPLP	ug/l	NE	NE	NE	NE	NS	NS	NS	NS	NS	NS	NS	NS	NS	NS	NS	NS	NS	NS
SVOC-SIMs																			
Benzo(a)pyrene	ug/kg	1000	1000	NE	1000	NS	NS	NS	NS	NS	NS	NS	NS	NS	NS	NS	NS	NS	NS
Benzo(b)fluoranthene	ug/kg	1000	1000	NE	1000	NS	NS	NS	NS	NS	NS	NS	NS	NS	NS	NS	NS	NS	NS
Fluoranthene	ug/kg	5600	56000	NE	1000000	NS	NS	NS	NS	NS	NS	NS	NS	NS	NS	NS	NS	NS	NS
Pyrene	ug/kg	4000	40000	NE	1000000	NS	NS	NS	NS	NS	NS	NS	NS	NS	NS	NS	NS	NS	NS
SVOCs																			
1-Methylnaphthalene	ug/kg	*200*	*1000*	NE	*21000*	< 174	< 195	< 370	< 187	NS	< 365 U	NS	NS	NS	< 204 U	NS	< 353 U	NS	NS
2-Methylnaphthalene	ug/kg	*560*	*5600*	NE	*270000*	< 174	< 195	< 370	< 187	NS	< 365 U	NS	NS	NS	< 204 U	NS	< 353 U	NS	NS
Acenaphthene	ug/kg	*8400*	*84000*	NE	*1000000*	< 174	< 195	< 370	< 187	NS	< 365 U	NS	NS	NS	< 204 U	NS	< 353 U	NS	NS
Acenaphthylene	ug/kg	8400	84000	NE	1000000	< 174	< 195	< 370	< 187	NS	< 365 U	NS	NS	NS	< 204 U	NS	< 353 UJ	NS	NS
Anthracene	ug/kg	40000	400000	NE	1000000	< 174	< 195	< 370	< 187	NS	< 365 U	NS	NS	NS	< 204 U	NS	< 353 U	NS	NS
Benzo(a)anthracene	ug/kg	**1000**	**1000**	NE	**1000**	< 174	< 195	< 370	< 187	NS	< 365 U	NS	NS	NS	< 204 UJ	NS	< 353 U	NS	NS
Benzo(a)pyrene	ug/kg	**1000**	**1000**	NE	**1000**	< 174	< 195	< 370	< 187	NS	< 365 U	NS	NS	NS	< 204 U	NS	< 353 U	NS	NS
Benzo(b)fluoranthene	ug/kg	**1000**	**1000**	NE	**1000**	< 174	< 195	< 370	< 187	NS	< 365 U	NS	NS	NS	< 204 UJ	NS	< 353 U	NS	NS
Benzo(g,h,i)perylene	ug/kg	*1000*	*1000*	NE	*8400*	< 174	< 195	< 370	< 187	NS	< 365 U	NS	NS	NS	< 204 UJ	NS	< 353 U	NS	NS
Benzo(k)fluoranthene	ug/kg	**1000**	**1000**	NE	**8400**	< 174	< 195	< 370	< 187	NS	< 365 U	NS	NS	NS	< 204 U	NS	< 353 U	NS	NS
Bis(2-ethylhexyl)phthalate	ug/kg	**1000**	11000	NE	44000	NS	NS	NS	NS	NS	< 365 UJ	NS	NS	NS	NS	NS	NS	NS	NS
Chrysene	ug/kg	*1000*	*1000*	NE	*84000*	< 174	< 195	< 370	< 187	NS	< 365 UJ	NS	NS	NS	< 204 U	NS	< 353 U	NS	NS
Dibenzo(a,h)anthracene	ug/kg	*1000*	*1000*	NE	***1000***	< 174	< 195	< 370	< 187	NS	< 365 U	NS	NS	NS	< 204 U	NS	< 353 U	NS	NS
Fluoranthene	ug/kg	**5600**	56000	NE	1000000	< 174	< 195	< 370	**336**	NS	< 365 U	NS	NS	NS	< 204 UJ	NS	< 353 U	NS	NS
Fluorene	ug/kg	**5600**	56000	NE	1000000	< 174	< 195	< 370	< 187	NS	< 365 U	NS	NS	NS	< 204 U	NS	< 353 U	NS	NS
Indeno(1,2,3-cd)pyrene	ug/kg	*1000*	*1000*	NE	***1000***	< 174	< 195	< 370	< 187	NS	< 365 U	NS	NS	NS	< 204 UJ	NS	< 353 U	NS	NS
Naphthalene	ug/kg	**5600**	56000	NE	1000000	< 174	< 195	< 370	< 187	NS	< 365 U	NS	NS	NS	< 204 U	NS	< 353 U	NS	NS
Phenanthrene	ug/kg	**4000**	40000	NE	1000000	< 174	< 195	< 370	**221**	NS	< 365 U	NS	NS	NS	< 204 U	NS	< 353 U	NS	NS
Pyrene	ug/kg	**4000**	40000	NE	1000000	< 174	< 195	< 370	**262**	NS	< 365 UJ	NS	NS	NS	< 204 U	NS	< 353 U	NS	NS
SVOCs-SPLP																			
1-Methylnaphthalene	ug/l	NE	NE	*50*	NE	NS	NS	NS	NS	NS	NS	NS	NS	NS	NS	NS	NS	NS	NS
2-Methylnaphthalene	ug/l	NE	NE	*280*	NE	NS	NS	NS	NS	NS	NS	NS	NS	NS	NS	NS	NS	NS	NS
Acenaphthene	ug/l	NE	NE	*4200*	NE	NS	NS	NS	NS	NS	NS	NS	NS	NS	NS	NS	NS	NS	NS
Anthracene	ug/l	NE	NE	20000	NE	NS	NS	NS	NS	NS	NS	NS	NS	NS	NS	NS	NS	NS	NS
Benzo(a)anthracene	ug/l	NE	NE	0.6	NE	NS	NS	NS	NS	NS	NS	NS	NS	NS	NS	NS	NS	NS	NS
Fluoranthene	ug/l	NE	NE	2800	NE	NS	NS	NS	NS	NS	NS	NS	NS	NS	NS	NS	NS	NS	NS
Fluorene	ug/l	NE	NE	2800	NE	NS	NS	NS	NS	NS	NS	NS	NS	NS	NS	NS	NS	NS	NS
Naphthalene	ug/l	NE	NE	2800	NE	NS	NS	NS	NS	NS	NS	NS	NS	NS	NS	NS	NS	NS	NS
Phenanthrene	ug/l	NE	NE	2000	NE	NS	NS	NS	NS	NS	NS	NS	NS	NS	NS	NS	NS	NS	NS
Pyrene	ug/l	NE	NE	2000	NE	NS	NS	NS	NS	NS	NS	NS	NS	NS	NS	NS	NS	NS	NS

Table 2
AOC 1 Non-PCB Soil Analytical Data
EC Application

Greenwich High School
10 Hillside Road
Greenwich, CT

Location ID						AOC-6-2-SSW1	AOC-6-2-SSW2	AOC-6-2-WSW1	AOC-6-2-WSW2	AP11-SB277	AP11-SB277	AP11-SB277	AP14-SB435	AP14-SB435	AP14-SB435	AP16-SB269	AP16-SB269	AP16-SB269	AP17-SB478
Depth Interval						4 - 4 ft	4 - 4 ft	4 - 4 ft	4 - 4 ft	0 - 1 ft	2.5 - 4 ft	4 - 5 ft	11.5 - 12.5 ft	2.5 - 3 ft	5 - 6 ft	0 - 1 ft	4 - 5 ft	5 - 6 ft	12 - 13 ft
Sample ID	Unit	2013 GA PMC	2013 GB PMC	GWPC x 10	2013 RES DEC	AOC-6-2-SSW1(4)-1	AOC-6-2-SSW2(4)-1	AOC-6-2-WSW1(4)-	AOC-6-2-WSW2(4)-	11-SB277(0-1)-1229	1-SB277(2.5-4)-1229	1-SB277(4-5)-1229	B435 (11.5-12.5) 07	4-SB435(2.5-3) 0705	14-SB435(5-6)0705	16-SB269 (0-1)-1228	6-SB269 (4-5)-1228	6-SB269 (5-6)-1228	7-SB478 (12-13)712
Sample Date						8/16/2013	8/16/2013	8/16/2013	8/16/2013	12/29/2011	12/29/2011	12/29/2011	7/5/2012	7/5/2012	7/5/2012	12/28/2011	12/28/2011	12/28/2011	7/12/2012
SDG						SB75141	SB75141	SB75141	SB75141	SB41766	SB41766	SB41766	SB52371	SB52371	SB52371	SB41712	SB41712	SB41712	SB52747
Metals																			
Antimony	mg/kg	NE	NE	NE	**27**	NS	NS	NS	NS	NS	< 5.34 UJ	< 6.58 UJ	< 6.17 UJ	< 5.32 UJ	< 5.92 UJ	NS	< 5.24 UJ	< 6.59 UJ	< 8.75 UJ
Arsenic	mg/kg	NE	NE	NE	**10**	NS	NS	NS	NS	NS	**2.29**	**3.02**	< 1.85 U	< 7.97 U	< 1.78 U	NS	**2.38 J**	**2.01 J**	< 5.25 U
Barium	mg/kg	NE	NE	NE	4700	NS	NS	NS	NS	NS	**135 J**	**166 J**	**228**	**190**	**147**	NS	**78.7 J**	**194 J**	**202**
Beryllium	mg/kg	NE	NE	NE	**2**	NS	NS	NS	NS	NS	**1.07**	**0.926**	**0.951**	**0.646**	< 2.96 U	NS	< 0.524 U	**1.14**	< 0.875 U
Cadmium	mg/kg	NE	NE	NE	**34**	NS	NS	NS	NS	NS	**0.960**	< 0.658 U	< 0.617 U	< 0.532 U	< 0.592 U	NS	**0.906 J**	**1.17 J**	**0.954**
Chromium	mg/kg	NE	NE	NE	NE	NS	NS	NS	NS	NS	**40.1 J**	**47.1 J**	**42.4 J**	**33.4 J**	**35.0 J**	NS	**15.5 J**	**56.6 J**	**41.9**
Copper	mg/kg	NE	NE	NE	**2500**	NS	NS	NS	NS	NS	**51.5 J-**	**3.98 J-**	**13.7**	**31.7**	**21.1**	NS	**20.0 J**	**4.52 J**	**20.4**
Lead	mg/kg	NE	NE	NE	**400**	NS	NS	NS	NS	NS	**11.2**	**5.69**	**7.47 J**	**80.3 J**	**26.3 J**	NS	**43.7 J**	**13.0 J**	**5.72 J**
Mercury	mg/kg	NE	NE	NE	20	NS	NS	NS	NS	NS	< 0.0302 UJ	**0.0649 J**	**0.0772 J+**	**0.0356 J+**	**0.0525 J+**	NS	< 0.953 U	< 1.34 U	**0.0568**
Nickel	mg/kg	NE	NE	NE	**1400**	NS	NS	NS	NS	NS	**31.2 J**	**16.4 J**	**27.6**	**24.7**	**15.4**	NS	**11.0 J**	**25.7 J**	**22.5 J**
Selenium	mg/kg	NE	NE	NE	340	NS	NS	NS	NS	NS	< 1.60 U	< 1.97 U	< 1.85 U	< 1.59 U	< 1.78 U	NS	< 1.57 U	< 1.98 U	< 2.63 U
Silver	mg/kg	NE	NE	NE	340	NS	NS	NS	NS	NS	< 1.60 U	< 1.97 U	< 1.85 UJ	< 1.59 UJ	< 1.78 UJ	NS	< 1.57 UJ	< 1.98 UJ	< 2.63 U
Thallium	mg/kg	NE	NE	NE	**5.4**	NS	NS	NS	NS	NS	< 3.20 U	< 3.95 U	< 3.70 U	< 3.19 U	< 3.55 U	NS	< 3.14 U	< 3.95 U	< 5.25 U
Vanadium	mg/kg	NE	NE	NE	**470**	NS	NS	NS	NS	NS	**45.1**	**31.9**	**31.8 J**	**106 J**	**38.4 J**	NS	**22.8 J**	**42.6 J**	**38.1**
Zinc	mg/kg	NE	NE	NE	**20000**	NS	NS	NS	NS	NS	**58.3 JEB**	**30.7 JEB**	**63.7 J**	**112 J**	**56.5 J**	NS	**63.8 J**	**72.8 J**	**88.0**
Metals-SPLP																			
Antimony	ug/l	**6**	60	NE	NE	NS	NS	NS	NS	NS	NS	NS	NS	NS	NS	NS	NS	NS	NS
Arsenic	ug/l	50	500	NE	NE	NS	NS	NS	NS	NS	NS	NS	NS	NS	NS	NS	NS	< 4.0 U	NS
Barium	ug/l	1000	10000	NE	NE	NS	NS	NS	NS	NS	NS	NS	NS	NS	NS	NS	NS	**52.2**	NS
Cadmium	ug/l	**5**	**50**	NE	NE	NS	NS	NS	NS	NS	NS	NS	NS	NS	NS	NS	NS	< 2.5 U	NS
Chromium	ug/l	50	500	NE	NE	NS	NS	NS	NS	NS	NS	NS	NS	NS	NS	NS	NS	**15.3**	NS
Copper	ug/l	1300	13000	NE	NE	NS	NS	NS	NS	NS	NS	NS	NS	NS	NS	NS	NS	NS	NS
Lead	ug/l	**15**	**150**	NE	NE	NS	NS	NS	NS	NS	NS	NS	NS	NS	NS	NS	NS	< 7.5 U	NS
Nickel	ug/l	100	1000	NE	NE	NS	NS	NS	NS	NS	NS	NS	NS	NS	NS	NS	NS	**6.0**	NS
Vanadium	ug/l	50	500	NE	NE	NS	NS	NS	NS	NS	NS	NS	NS	NS	NS	NS	NS	**25.2**	NS
Zinc	ug/l	5000	50000	NE	NE	NS	NS	NS	NS	NS	NS	NS	NS	NS	NS	NS	NS	NS	NS
Cyanide																			
Cyanide	mg/kg	NE	NE	NE	1400	NS	NS	NS	NS	NS	< 1.06 UJ	NS	NS	NS	NS	NS	NS	NS	NS
PCBs																			
Aroclor 1242	ug/kg	NE	NE	NE	NE	NS	NS	NS	NS	NS	< 21.2 U	< 29.8 U	< 27.8 U	< 2150 U	< 24.6 U	NS	< 20.5 U	< 26.6 U	< 37.3 U
Aroclor 1248	ug/kg	NE	NE	NE	NE	NS	NS	NS	NS	NS	**336**	< 29.8 U	**267**	**321000**	**525**	NS	**6170**	< 26.6 U	**105**
Aroclor 1254	ug/kg	NE	NE	NE	NE	NS	NS	NS	NS	NS	< 21.2 U	< 29.8 U	< 27.8 U	< 2150 U	< 24.6 U	NS	< 20.5 U	< 26.6 U	< 37.3 U
Aroclor 1260	ug/kg	NE	NE	NE	NE	NS	NS	NS	NS	NS	< 21.2 U	< 29.8 U	< 27.8 U	**6990**	< 24.6 U	NS	**247**	< 26.6 U	< 37.3 U
Aroclor 1262	ug/kg	NE	NE	NE	NE	NS	NS	NS	NS	NS	< 21.2 U	< 29.8 U	< 27.8 U	< 2150 U	< 24.6 U	NS	< 20.5 U	< 26.6 U	< 37.3 U
Total PCB Aroclors	ug/kg	**NE**	NE	NE	**1000**	NS	NS	NS	NS	NS	**336**	< 29.8 U	**267**	**328000**	**525**	NS	**6417**	< 26.6 U	**105**
PCBs-SPLP																			
Aroclor 1242	ug/l	NE	NE	NE	NE	NS	NS	NS	NS	NS	NS	NS	NS	NS	NS	NS	< 0.211 U	NS	NS
Aroclor 1248	ug/l	NE	NE	NE	NE	NS	NS	NS	NS	NS	NS	NS	NS	NS	NS	NS	**1.35**	NS	NS
Aroclor 1260	ug/l	NE	NE	NE	NE	NS	NS	NS	NS	NS	NS	NS	NS	NS	NS	NS	< 0.211 U	NS	NS
Total PCB Aroclors	ug/l	**0.5**	**5**	NE	NE	NS	NS	NS	NS	NS	NS	NS	NS	NS	NS	NS	**1.35**	NS	NS
Pesticides																			
4,4-DDD (p,p)	ug/kg	NE	NE	NE	NE	NS	NS	NS	NS	< 9.53 U	NS	NS	NS	NS	NS	< 8.99 U	NS	NS	NS
4,4-DDE (p,p)	ug/kg	NE	NE	NE	NE	NS	NS	NS	NS	< 5.95 U	NS	NS	NS	NS	NS	< 5.62 U	NS	NS	NS
4,4-DDT (p,p)	ug/kg	NE	NE	NE	1800	NS	NS	NS	NS	< 9.53 U	NS	NS	NS	NS	NS	< 8.99 U	NS	NS	NS
alpha-Chlordane	ug/kg	NE	NE	NE	NE	NS	NS	NS	NS	< 5.95 U	NS	NS	NS	NS	NS	< 5.62 U	NS	NS	NS
Chlordane	ug/kg	NE	NE	NE	**490**	NS	NS	NS	NS	< 23.8 U	NS	NS	NS	NS	NS	< 22.5 U	NS	NS	NS
Endrin	ug/kg	NE	NE	NE	20000	NS	NS	NS	NS	< 9.53 U	NS	NS	NS	NS	NS	< 8.99 UJ	NS	NS	NS
gamma-Chlordane	ug/kg	NE	NE	NE	NE	NS	NS	NS	NS	< 5.95 U	NS	NS	NS	NS	NS	< 5.62 U	NS	NS	NS
Methoxychlor	ug/kg	800	8000	NE	340000	NS	NS	NS	NS	< 9.53 U	NS	NS	NS	NS	NS	< 8.99 U	NS	NS	NS
Total DDx	ug/kg	***3***	***20***	NE	1800	NS	NS	NS	NS	< 9.53	NS	NS	NS	NS	NS	< 8.99	NS	NS	NS
Pesticides-SPLP																			
Chlordane	ug/l	NE	NE	**3**	NE	NS	NS	NS	NS	NS	NS	NS	NS	NS	NS	NS	NS	NS	NS
Herbicides																			
Total Herbicides	ug/kg	NE	NE	NE	NE	NS	NS	NS	NS	< 7.95 U	NS	NS	NS	NS	NS	NS	NS	NS	NS

Notes:
This is a summary table. Only detected analytes are shown.
<0.010 = Not detected above the laboratory reporting limit
Bold = Detected above reporting limit
Yellow highlighted cells exceed the 2013 GA PMC
Green highlighted cells exceed the 2013 GB PMC
Blue highlighted cells exceed the 2013 RES DEC
RES DEC = Residential Direct Exposure Criteria
GA PMC = Pollutant Mobility Criteria for GA classified groundwater areas
GB PMC = Pollutant Mobility Criteria for GB classified groundwater areas
GWPC = Groundwater Protection Criteria
Italicized criteria indicate that criteria value is from CTDEEP Recommended Criteria Values for Common Additional Polluting Substances and Alternative Criteria Requests (September 2018)
NE = Criteria has not been established
NS = Not sampled for this constituent
ug/kg = micrograms per kilogram
ug/l = micrograms per liter
mg/kg = milligrams per kilogram
U = The analyte was not detected above the detection limit
J+ = Result may be biased high
J-= Result may be biased low
J = Result is considered estimated
UJ = The analyte was not detected at a level greater than or equal to the adjusted DL. However, the reported adjusted DL is approximate and may be inaccurate or imprecise.

Table 2
AOC 1 Non-PCB Soil Analytical Data
EC Application

Location ID						AP17-SB478	AP17-SB478	AP19-SS290	AP23-SS281	AQ17-SS296	AQ18-SS144	AQ18-SS144A	AQ19-SB490	AQ19-SB490	AQ19-SB490	AQ20-SS287	AQ21-SB268	AQ21-SB268	AQ21-SB268
Depth Interval						3 - 4 ft	6 - 7 ft	0 - 0.25 ft	0 - 0.25 ft	0 - 0.25 ft	0 - 0.5 ft	0 - 1 ft	10 - 11 ft	2.3 - 3 ft	7 - 8 ft	0 - 0.25 ft	0 - 1 ft	0 - 1 ft	3 - 4 ft
Sample ID	Unit	2013 GA PMC	2013 GB PMC	GWPC x 10	2013 RES DEC	17-SB478 (3-4)7121	17-SB478 (6-7)7121	P19SS290 0-3-0823	P23SS281 0-3-0823	Q17SS296 0-3-0823	AQ18-SS144-080513	8-SS144A(0-1)_0625	-SB490 (10-11)-0719	-SB490 (2.3-3)-0719	9-SB490 (7-8)-0713	Q20SS287 0-3-0823	1-SB268 (0-1)-1228	1-SB268 (0-1)-1228	1-SB268 (3-4)-1228
Sample Date						7/12/2012	7/12/2012	8/23/2011	8/23/2011	8/23/2011	8/5/2011	6/25/2013	7/13/2012	7/13/2012	7/13/2012	8/23/2011	12/28/2011	12/28/2011	12/28/2011
SDG						SB52747	SB52747	SB34022	SB34022	SB34022	SB32945	SB72106	SB52798	SB52798	SB52798	SB34022	SB41712	SB41712	SB41712
CTETPH																			
Aliphatic Hydrocarbons (ETPH) C9-C36	mg/kg	**500**	**2500**	NE	**500**	NS	< 29.3 U	NS	NS	NS	**15.0**	NS	NS	NS	< 38.0 U	NS	NS	NS	< 14.6 U
Total Petroleum Hydrocarbons	mg/kg	**500**	**2500**	NE	**500**	NS	< 29.3 U	NS	NS	NS	**15.0**	NS	NS	NS	< 38.0 U	NS	NS	NS	< 14.6 U
Unidentified	mg/kg	NE	NE	NE	NE	NS	< 29.3 U	NS	NS	NS	**15.0**	NS	NS	NS	< 38.0 U	NS	NS	NS	< 14.6 U
CTETPH-SPLP																			
Aliphatic Hydrocarbons (ETPH) C9-C36	mg/l	NE	NE	2.5	NE	NS	NS	NS	NS	NS	NS	NS	NS	NS	NS	NS	NS	NS	NS
Total Petroleum Hydrocarbons	mg/l	NE	NE	NE	NE	NS	NS	NS	NS	NS	NS	NS	NS	NS	NS	NS	NS	NS	NS
Unidentified	mg/l	NE	NE	NE	NE	NS	NS	NS	NS	NS	NS	NS	NS	NS	NS	NS	NS	NS	NS
VOCs																			
1,1,1-Trichloroethane	ug/kg	4000	40000	NE	500000	NS	NS	NS	NS	NS	NS	NS	NS	NS	NS	NS	NS	NS	NS
1,1-Dichloroethane	ug/kg	**1400**	14000	NE	500000	NS	NS	NS	NS	NS	NS	NS	NS	NS	NS	NS	NS	NS	NS
1,2,4-Trichlorobenzene	ug/kg	NE	NE	NE	21000	NS	NS	NS	NS	NS	NS	NS	NS	NS	NS	NS	NS	NS	NS
1,2,4-Trimethylbenzene	ug/kg	NE	NE	NE	500000	NS	NS	NS	NS	NS	NS	NS	NS	NS	NS	NS	NS	NS	NS
1,2-Dichlorobenzene	ug/kg	3100	3100	NE	500000	NS	NS	NS	NS	NS	NS	NS	NS	NS	NS	NS	NS	NS	NS
1,2-Dichloroethane	ug/kg	**20**	200	NE	6700	NS	NS	NS	NS	NS	NS	NS	NS	NS	NS	NS	NS	NS	NS
1,3,5-Trimethylbenzene	ug/kg	NE	NE	NE	500000	NS	NS	NS	NS	NS	NS	NS	NS	NS	NS	NS	NS	NS	NS
1,3-Dichlorobenzene	ug/kg	12000	120000	NE	500000	NS	NS	NS	NS	NS	NS	NS	NS	NS	NS	NS	NS	NS	NS
1,4-Dichlorobenzene	ug/kg	1500	15000	NE	26000	NS	NS	NS	NS	NS	NS	NS	NS	NS	NS	NS	NS	NS	NS
2-Butanone (MEK)	ug/kg	8000	80000	NE	500000	NS	NS	NS	NS	NS	NS	NS	NS	NS	NS	NS	NS	NS	NS
Acetone	ug/kg	14000	140000	NE	500000	NS	NS	NS	NS	NS	NS	NS	NS	NS	NS	NS	NS	NS	NS
Benzene	ug/kg	**20**	**200**	NE	21000	NS	NS	NS	NS	NS	NS	NS	NS	NS	NS	NS	NS	NS	NS
Chlorobenzene	ug/kg	2000	20000	NE	500000	NS	NS	NS	NS	NS	NS	NS	NS	NS	NS	NS	NS	NS	NS
Chloroethane	ug/kg	NE	NE	NE	130000	NS	NS	NS	NS	NS	NS	NS	NS	NS	NS	NS	NS	NS	NS
cis-1,2-Dichloroethylene	ug/kg	**1400**	**14000**	NE	500000	NS	NS	NS	NS	NS	NS	NS	NS	NS	NS	NS	NS	NS	NS
Ethyl ether	ug/kg	NE	NE	NE	NE	NS	NS	NS	NS	NS	NS	NS	NS	NS	NS	NS	NS	NS	NS
Ethylbenzene	ug/kg	**10100**	**10100**	NE	500000	NS	NS	NS	NS	NS	NS	NS	NS	NS	NS	NS	NS	NS	NS
Isopropylbenzene	ug/kg	NE	NE	NE	500000	NS	NS	NS	NS	NS	NS	NS	NS	NS	NS	NS	NS	NS	NS
m,p-Xylenes	ug/kg	NE	**19500**	NE	NE	NS	NS	NS	NS	NS	NS	NS	NS	NS	NS	NS	NS	NS	NS
Methyl Isobutyl Ketone	ug/kg	7000	14000	NE	500000	NS	NS	NS	NS	NS	NS	NS	NS	NS	NS	NS	NS	NS	NS
Naphthalene	ug/kg	**5600**	56000	NE	1000000	NS	NS	NS	NS	NS	NS	NS	NS	NS	NS	NS	NS	NS	NS
n-Butylbenzene	ug/kg	NE	NE	NE	500000	NS	NS	NS	NS	NS	NS	NS	NS	NS	NS	NS	NS	NS	NS
n-Propylbenzene	ug/kg	NE	NE	NE	500000	NS	NS	NS	NS	NS	NS	NS	NS	NS	NS	NS	NS	NS	NS
o-Xylene	ug/kg	NE	**19500**	NE	NE	NS	NS	NS	NS	NS	NS	NS	NS	NS	NS	NS	NS	NS	NS
p-Isopropyltoluene	ug/kg	NE	NE	NE	500000	NS	NS	NS	NS	NS	NS	NS	NS	NS	NS	NS	NS	NS	NS
sec-Butylbenzene	ug/kg	NE	NE	NE	500000	NS	NS	NS	NS	NS	NS	NS	NS	NS	NS	NS	NS	NS	NS
Styrene	ug/kg	2000	20000	NE	500000	NS	NS	NS	NS	NS	NS	NS	NS	NS	NS	NS	NS	NS	NS
tert-butylbenzene	ug/kg	NE	NE	NE	500000	NS	NS	NS	NS	NS	NS	NS	NS	NS	NS	NS	NS	NS	NS
Tetrachloroethylene	ug/kg	**100**	1000	NE	12000	NS	NS	NS	NS	NS	NS	NS	NS	NS	NS	NS	NS	NS	NS
Toluene	ug/kg	20000	67000	NE	500000	NS	NS	NS	NS	NS	NS	NS	NS	NS	NS	NS	NS	NS	NS
Total Xylenes	ug/kg	**19500**	**19500**	NE	NE	NS	NS	NS	NS	NS	NS	NS	NS	NS	NS	NS	NS	NS	NS
trans-1,2-Dichloroethylene	ug/kg	**2000**	20000	NE	500000	NS	NS	NS	NS	NS	NS	NS	NS	NS	NS	NS	NS	NS	NS
Trichloroethene	ug/kg	**100**	**1000**	NE	56000	NS	NS	NS	NS	NS	NS	NS	NS	NS	NS	NS	NS	NS	NS
Vinyl chloride	ug/kg	**40**	**400**	NE	**320**	NS	NS	NS	NS	NS	NS	NS	NS	NS	NS	NS	NS	NS	NS
VOCs-SPLP																			
Total VOC-SPLP	ug/l	NE	NE	NE	NE	NS	NS	NS	NS	NS	NS	NS	NS	NS	NS	NS	NS	NS	NS
SVOC-SIMs																			
Benzo(a)pyrene	ug/kg	1000	1000	NE	1000	NS	NS	NS	NS	NS	NS	< 73	NS	NS	NS	NS	NS	NS	NS
Benzo(b)fluoranthene	ug/kg	1000	1000	NE	1000	NS	NS	NS	NS	NS	NS	< 73	NS	NS	NS	NS	NS	NS	NS
Fluoranthene	ug/kg	5600	56000	NE	1000000	NS	NS	NS	NS	NS	NS	< 73	NS	NS	NS	NS	NS	NS	NS
Pyrene	ug/kg	4000	40000	NE	1000000	NS	NS	NS	NS	NS	NS	< 73	NS	NS	NS	NS	NS	NS	NS
SVOCs																			
1-Methylnaphthalene	ug/kg	*200*	*1000*	NE	*21000*	NS	< 182 UJ	NS	NS	NS	< 356 U	NS	NS	NS	< 240 UJ	NS	NS	NS	< 361 U
2-Methylnaphthalene	ug/kg	*560*	*5600*	NE	*270000*	NS	< 182 U	NS	NS	NS	< 356 U	NS	NS	NS	< 240 U	NS	NS	NS	< 361 U
Acenaphthene	ug/kg	*8400*	*84000*	NE	*1000000*	NS	< 182 U	NS	NS	NS	< 356 U	NS	NS	NS	< 240 U	NS	NS	NS	< 361 U
Acenaphthylene	ug/kg	8400	84000	NE	1000000	NS	< 182 U	NS	NS	NS	< 356 U	NS	NS	NS	< 240 U	NS	NS	NS	< 361 U
Anthracene	ug/kg	40000	400000	NE	1000000	NS	< 182 UJ	NS	NS	NS	< 356 U	NS	NS	NS	< 240 UJ	NS	NS	NS	< 361 U
Benzo(a)anthracene	ug/kg	**1000**	**1000**	NE	**1000**	NS	< 182 U	NS	NS	NS	< 356 U	NS	NS	NS	< 240 U	NS	NS	NS	< 361 U
Benzo(a)pyrene	ug/kg	**1000**	**1000**	NE	**1000**	NS	< 182 U	NS	NS	NS	< 356 U	NS	NS	NS	< 240 U	NS	NS	NS	< 361 U
Benzo(b)fluoranthene	ug/kg	**1000**	**1000**	NE	**1000**	NS	< 182 UJ	NS	NS	NS	< 356 U	NS	NS	NS	< 240 U	NS	NS	NS	< 361 U
Benzo(g,h,i)perylene	ug/kg	*1000*	*1000*	NE	*8400*	NS	< 182 U	NS	NS	NS	< 356 U	NS	NS	NS	< 240 U	NS	NS	NS	< 361 U
Benzo(k)fluoranthene	ug/kg	**1000**	**1000**	NE	**8400**	NS	< 182 U	NS	NS	NS	< 356 U	NS	NS	NS	< 240 U	NS	NS	NS	< 361 U
Bis(2-ethylhexyl)phthalate	ug/kg	**1000**	11000	NE	44000	NS	NS	NS	NS	NS	NS	NS	NS	NS	NS	NS	NS	NS	NS
Chrysene	ug/kg	*1000*	*1000*	NE	*84000*	NS	< 182 UJ	NS	NS	NS	< 356 UJ	NS	NS	NS	< 240 UJ	NS	NS	NS	< 361 U
Dibenzo(a,h)anthracene	ug/kg	*1000*	*1000*	NE	***1000***	NS	< 182 U	NS	NS	NS	< 356 U	NS	NS	NS	< 240 U	NS	NS	NS	< 361 U
Fluoranthene	ug/kg	**5600**	56000	NE	1000000	NS	< 182 UJ	NS	NS	NS	< 356 U	NS	NS	NS	< 240 UJ	NS	NS	NS	< 361 U
Fluorene	ug/kg	**5600**	56000	NE	1000000	NS	< 182 U	NS	NS	NS	< 356 U	NS	NS	NS	< 240 U	NS	NS	NS	< 361 U
Indeno(1,2,3-cd)pyrene	ug/kg	*1000*	*1000*	NE	***1000***	NS	< 182 U	NS	NS	NS	< 356 U	NS	NS	NS	< 240 U	NS	NS	NS	< 361 U
Naphthalene	ug/kg	**5600**	56000	NE	1000000	NS	**307 J**	NS	NS	NS	< 356 U	NS	NS	NS	< 240 UJ	NS	NS	NS	< 361 U
Phenanthrene	ug/kg	**4000**	40000	NE	1000000	NS	< 182 U	NS	NS	NS	< 356 U	NS	NS	NS	< 240 U	NS	NS	NS	< 361 U
Pyrene	ug/kg	**4000**	40000	NE	1000000	NS	< 182 U	NS	NS	NS	< 356 U	NS	NS	NS	< 240 U	NS	NS	NS	< 361 U
SVOCs-SPLP																			
1-Methylnaphthalene	ug/l	NE	NE	*50*	NE	NS	NS	NS	NS	NS	NS	NS	NS	NS	NS	NS	NS	NS	NS
2-Methylnaphthalene	ug/l	NE	NE	*280*	NE	NS	NS	NS	NS	NS	NS	NS	NS	NS	NS	NS	NS	NS	NS
Acenaphthene	ug/l	NE	NE	*4200*	NE	NS	NS	NS	NS	NS	NS	NS	NS	NS	NS	NS	NS	NS	NS
Anthracene	ug/l	NE	NE	20000	NE	NS	NS	NS	NS	NS	NS	NS	NS	NS	NS	NS	NS	NS	NS
Benzo(a)anthracene	ug/l	NE	NE	0.6	NE	NS	NS	NS	NS	NS	NS	NS	NS	NS	NS	NS	NS	NS	NS
Fluoranthene	ug/l	NE	NE	2800	NE	NS	NS	NS	NS	NS	NS	NS	NS	NS	NS	NS	NS	NS	NS
Fluorene	ug/l	NE	NE	2800	NE	NS	NS	NS	NS	NS	NS	NS	NS	NS	NS	NS	NS	NS	NS
Naphthalene	ug/l	NE	NE	2800	NE	NS	NS	NS	NS	NS	NS	NS	NS	NS	NS	NS	NS	NS	NS
Phenanthrene	ug/l	NE	NE	2000	NE	NS	NS	NS	NS	NS	NS	NS	NS	NS	NS	NS	NS	NS	NS
Pyrene	ug/l	NE	NE	2000	NE	NS	NS	NS	NS	NS	NS	NS	NS	NS	NS	NS	NS	NS	NS

Table 2
AOC 1 Non-PCB Soil Analytical Data
EC Application

Greenwich High School
10 Hillside Road
Greenwich, CT

Location ID						AP17-SB478	AP17-SB478	AP19-SS290	AP23-SS281	AQ17-SS296	AQ18-SS144	AQ18-SS144A	AQ19-SB490	AQ19-SB490	AQ19-SB490	AQ20-SS287	AQ21-SB268	AQ21-SB268	AQ21-SB268
Depth Interval						3 - 4 ft	6 - 7 ft	0 - 0.25 ft	0 - 0.25 ft	0 - 0.25 ft	0 - 0.5 ft	0 - 1 ft	10 - 11 ft	2.3 - 3 ft	7 - 8 ft	0 - 0.25 ft	0 - 1 ft	0 - 1 ft	3 - 4 ft
Sample ID	Unit	2013 GA PMC	2013 GB PMC	GWPC x 10	2013 RES DEC	17-SB478 (3-4)7121	17-SB478 (6-7)7121	P19SS290 0-3-0823	P23SS281 0-3-0823	Q17SS296 0-3-0823	AQ18-SS144-080518	8-SS144A(0-1)_0625	-SB490 (10-11)-071	-SB490 (2.3-3)-071	9-SB490 (7-8)-0713	Q20SS287 0-3-0823	1-SB268 (0-1)-1228	1-SB268 (0-1)-1228	1-SB268 (3-4)-1228
Sample Date						7/12/2012	7/12/2012	8/23/2011	8/23/2011	8/23/2011	8/5/2011	6/25/2013	7/13/2012	7/13/2012	7/13/2012	8/23/2011	12/28/2011	12/28/2011	12/28/2011
SDG						SB52747	SB52747	SB34022	SB34022	SB34022	SB32945	SB72106	SB52798	SB52798	SB52798	SB34022	SB41712	SB41712	SB41712
Metals																			
Antimony	mg/kg	NE	NE	NE	**27**	< 4.89 UJ	< 4.98 UJ	NS	NS	NS	NS	NS	< 6.13 UJ	< 5.30 UJ	< 6.56 UJ	NS	NS	NS	< 5.02 UJ
Arsenic	mg/kg	NE	NE	NE	**10**	**6.51**	**2.55**	NS	**6.02**	**1.75**	**1.93**	NS	< 1.84 UJ	< 1.59 UJ	< 3.94 UJ	**5.17**	NS	NS	**2.93 J**
Barium	mg/kg	NE	NE	NE	4700	**121**	**54.7**	NS	NS	NS	NS	NS	**44.2**	**83.5**	**218**	NS	NS	NS	**64.2 J**
Beryllium	mg/kg	NE	NE	NE	**2**	**0.740**	< 0.498 U	NS	NS	NS	NS	NS	< 0.613 U	**0.560**	**0.976**	NS	NS	NS	< 0.502 U
Cadmium	mg/kg	NE	NE	NE	**34**	< 0.489 U	< 0.498 U	NS	NS	NS	< 0.32 U	NS	< 0.613 U	< 0.530 U	< 0.656 U	NS	NS	NS	**0.767 J**
Chromium	mg/kg	NE	NE	NE	NE	**39.1**	**13.3**	NS	NS	NS	**12.1**	NS	**7.57**	**19.7**	**48.7**	NS	NS	NS	**22.6 J**
Copper	mg/kg	NE	NE	NE	**2500**	**57.2**	**14.5**	NS	NS	NS	NS	NS	**2.13 J**	**17.9 J**	**4.30 J**	NS	NS	NS	**11.8 J**
Lead	mg/kg	NE	NE	NE	**400**	**25.7 J**	**15.0 J**	NS	**50.4**	**4.91**	**3.59**	NS	**3.16 J**	**17.0 J**	**6.63 J**	**42.3**	NS	NS	**14.6 J**
Mercury	mg/kg	NE	NE	NE	20	**0.0427**	**0.0427**	NS	NS	NS	< 0.08 U	NS	< 0.0366 UJ	**0.0357 J**	**0.0518 J**	NS	NS	NS	< 0.975 U
Nickel	mg/kg	NE	NE	NE	**1400**	**22.8 J**	**11.1 J**	NS	NS	NS	NS	NS	**4.13 J**	**11.9 J**	**20.5 J**	NS	NS	NS	**24.0 J**
Selenium	mg/kg	NE	NE	NE	340	< 1.47 U	< 1.50 U	NS	NS	NS	NS	NS	< 1.84 UJ	< 1.59 UJ	< 1.97 UJ	NS	NS	NS	< 1.50 U
Silver	mg/kg	NE	NE	NE	340	< 1.47 U	< 1.50 U	NS	NS	NS	NS	NS	< 1.84 U	< 1.59 U	< 1.97 U	NS	NS	NS	< 1.50 UJ
Thallium	mg/kg	NE	NE	NE	**5.4**	< 2.94 U	< 2.99 U	NS	NS	NS	NS	NS	< 3.68 U	< 3.18 U	< 3.94 U	NS	NS	NS	< 3.01 U
Vanadium	mg/kg	NE	NE	NE	**470**	**34.5**	**16.1**	NS	NS	NS	NS	NS	**5.71**	**22.0**	**32.7**	NS	NS	NS	**18.9 J**
Zinc	mg/kg	NE	NE	NE	**20000**	**52.8**	**28.0**	NS	NS	NS	NS	NS	**12.6**	**44.2**	**50.6**	NS	NS	NS	**33.3 J**
Metals-SPLP																			
Antimony	ug/l	**6**	60	NE	NE	NS	NS	NS	NS	NS	NS	NS	NS	NS	NS	NS	NS	NS	NS
Arsenic	ug/l	50	500	NE	NE	NS	NS	NS	NS	NS	NS	NS	NS	NS	NS	NS	NS	NS	NS
Barium	ug/l	1000	10000	NE	NE	NS	NS	NS	NS	NS	NS	NS	NS	NS	NS	NS	NS	NS	NS
Cadmium	ug/l	**5**	**50**	NE	NE	NS	NS	NS	NS	NS	NS	NS	NS	NS	NS	NS	NS	NS	NS
Chromium	ug/l	50	500	NE	NE	NS	NS	NS	NS	NS	NS	NS	NS	NS	NS	NS	NS	NS	NS
Copper	ug/l	1300	13000	NE	NE	NS	NS	NS	NS	NS	NS	NS	NS	NS	NS	NS	NS	NS	NS
Lead	ug/l	**15**	**150**	NE	NE	NS	NS	NS	NS	NS	NS	NS	NS	NS	NS	NS	NS	NS	NS
Nickel	ug/l	100	1000	NE	NE	NS	NS	NS	NS	NS	NS	NS	NS	NS	NS	NS	NS	NS	NS
Vanadium	ug/l	50	500	NE	NE	NS	NS	NS	NS	NS	NS	NS	NS	NS	NS	NS	NS	NS	NS
Zinc	ug/l	5000	50000	NE	NE	NS	NS	NS	NS	NS	NS	NS	NS	NS	NS	NS	NS	NS	NS
Cyanide																			
Cyanide	mg/kg	NE	NE	NE	1400	NS	NS	NS	NS	NS	NS	NS	NS	NS	NS	NS	NS	NS	NS
PCBs																			
Aroclor 1242	ug/kg	NE	NE	NE	NE	< 22.1 U	< 20.9 U	< 24.7 U	< 23.5 U	< 20.8 U	< 20.1 U	NS	**2240**	< 21.5 U	< 27.9 U	< 24.6 U	NS	NS	< 21.1 U
Aroclor 1248	ug/kg	NE	NE	NE	NE	**818**	**645**	< 24.7 U	**121**	< 20.8 U	< 20.1 U	NS	< 25.2 U	**173**	**92.1**	**499**	NS	NS	**337**
Aroclor 1254	ug/kg	NE	NE	NE	NE	< 22.1 U	< 20.9 U	< 24.7 U	< 23.5 U	< 20.8 U	< 20.1 U	NS	< 25.2 U	< 21.5 U	< 27.9 U	< 24.6 U	NS	NS	< 21.1 U
Aroclor 1260	ug/kg	NE	NE	NE	NE	**78.6**	**39.7**	< 24.7 U	< 23.5 U	< 20.8 U	< 20.1 U	NS	**42.8**	< 21.5 U	< 27.9 U	< 24.6 U	NS	NS	< 21.1 U
Aroclor 1262	ug/kg	NE	NE	NE	NE	< 22.1 U	< 20.9 U	< 24.7 U	< 23.5 U	< 20.8 U	< 20.1 U	NS	< 25.2 U	< 21.5 U	< 27.9 U	< 24.6 U	NS	NS	< 21.1 U
Total PCB Aroclors	ug/kg	**NE**	NE	NE	**1000**	**897**	**684.7**	< 24.7 U	**121**	< 20.8 U	< 20.1 U	NS	**2282.8**	**173**	**92.1**	**499**	NS	NS	**337**
PCBs-SPLP																			
Aroclor 1242	ug/l	NE	NE	NE	NE	NS	NS	NS	NS	NS	NS	NS	NS	NS	NS	NS	NS	NS	NS
Aroclor 1248	ug/l	NE	NE	NE	NE	NS	NS	NS	NS	NS	NS	NS	NS	NS	NS	NS	NS	NS	NS
Aroclor 1260	ug/l	NE	NE	NE	NE	NS	NS	NS	NS	NS	NS	NS	NS	NS	NS	NS	NS	NS	NS
Total PCB Aroclors	ug/l	**0.5**	**5**	NE	NE	NS	NS	NS	NS	NS	NS	NS	NS	NS	NS	NS	NS	NS	NS
Pesticides																			
4,4-DDD (p,p)	ug/kg	NE	NE	NE	NE	NS	NS	< 9.95 U	NS	< 8.57 U	< 5.95 U	NS	NS	NS	NS	NS	< 9.75 U	< 8.74 U	NS
4,4-DDE (p,p)	ug/kg	NE	NE	NE	NE	NS	NS	**6.63**	NS	< 5.36 U	< 3.72 U	NS	NS	NS	NS	NS	< 6.09 U	< 5.46 U	NS
4,4-DDT (p,p)	ug/kg	NE	NE	NE	1800	NS	NS	< 9.95 U	NS	< 8.57 U	< 5.95 U	NS	NS	NS	NS	NS	< 9.75 U	< 8.74 U	NS
alpha-Chlordane	ug/kg	NE	NE	NE	NE	NS	NS	**6.63 J**	NS	< 5.36 U	< 3.72 U	NS	NS	NS	NS	NS	< 6.09 U	< 5.46 U	NS
Chlordane	ug/kg	NE	NE	NE	**490**	NS	NS	**48.8**	NS	< 21.4 U	< 14.9 U	NS	NS	NS	NS	NS	< 24.4 U	< 21.9 U	NS
Endrin	ug/kg	NE	NE	NE	20000	NS	NS	< 9.95 U	NS	< 8.57 U	< 5.95 U	NS	NS	NS	NS	NS	< 9.75 UJ	< 8.74 UJ	NS
gamma-Chlordane	ug/kg	NE	NE	NE	NE	NS	NS	**7.29**	NS	< 5.36 U	< 3.72 U	NS	NS	NS	NS	NS	< 6.09 U	< 5.46 U	NS
Methoxychlor	ug/kg	800	8000	NE	340000	NS	NS	< 9.95 U	NS	< 8.57 U	< 5.95 U	NS	NS	NS	NS	NS	< 9.75 U	< 8.74 U	NS
Total DDx	ug/kg	***3***	***20***	NE	1800	NS	NS	**6.63**	NS	< 8.57	< 5.95	NS	NS	NS	NS	NS	< 9.75	< 8.74	NS
Pesticides-SPLP																			
Chlordane	ug/l	NE	NE	**3**	NE	NS	NS	NS	NS	NS	NS	NS	NS	NS	NS	NS	NS	NS	NS
Herbicides																			
Total Herbicides	ug/kg	NE	NE	NE	NE	NS	NS	NS	NS	NS	< 7.11 U	NS	NS	NS	NS	NS	NS	NS	NS

Notes:
This is a summary table. Only detected analytes are shown.
<0.010 = Not detected above the laboratory reporting limit
Bold = Detected above reporting limit
Yellow highlighted cells exceed the 2013 GA PMC
Green highlighted cells exceed the 2013 GB PMC
Blue highlighted cells exceed the 2013 RES DEC
RES DEC = Residential Direct Exposure Criteria
GA PMC = Pollutant Mobility Criteria for GA classified groundwater areas
GB PMC = Pollutant Mobility Criteria for GB classified groundwater areas
GWPC = Groundwater Protection Criteria
Italicized criteria indicate that criteria value is from CTDEEP Recommended Criteria Values for Common Additional Polluting Substances and Alternative Criteria Requests (September 2018)
NE = Criteria has not been established
NS = Not sampled for this constituent
ug/kg = micrograms per kilogram
ug/l = micrograms per liter
mg/kg = milligrams per kilogram
U = The analyte was not detected above the detection limit
J+ = Result may be biased high
J-= Result may be biased low
J = Result is considered estimated
UJ = The analyte was not detected at a level greater than or equal to the adjusted DL. However, the reported adjusted DL is approximate and may be inaccurate or imprecise.

Table 2
AOC 1 Non-PCB Soil Analytical Data
EC Application

Location ID						AQ22-SS283	AR14-SB434	AR14-SB434	AR14-SB434	AR16-SB479	AR16-SB479	AR16-SB479	AR18-SS291	AR20-SS288	AR21-SB144	AR21-SB144	AR21-SB144	AR21-SB144	AR21-SB144
Depth Interval						0 - 0.25 ft	11.5 - 12.5 ft	2 - 3 ft	5 - 6 ft	1.5 - 2 ft	14 - 15 ft	14 - 15 ft	0 - 0.25 ft	0 - 0.25 ft	1 - 2 ft	10 - 11 ft	16 - 17 ft	2 - 3 ft	5 - 6 ft
Sample ID	Unit	2013 GA PMC	2013 GB PMC	GWPC x 10	2013 RES DEC	Q22SS283 0-3-0823	SB434 (11.5-12.5) 07	4-SB434 (2-3) 0705	4-SB434 (5-6) 0705	-SB479 (1.5-2)-0712	-SB479 (14-15)-071	-SB479 (14-15)-071	R18SS291 0-3-0823	R20SS288 0-3-0823	AR21 SB144 1-2	AR21 SB144 10-11	AR21 SB144 16-17	AR21 SB144 2-3	AR21 SB144 5-6
Sample Date						8/23/2011	7/5/2012	7/5/2012	7/5/2012	7/12/2012	7/12/2012	7/12/2012	8/23/2011	8/23/2011	8/10/2011	8/10/2011	8/10/2011	8/10/2011	8/10/2011
SDG						SB34022	SB52304	SB52304	SB52304	SB52747	SB52747	SB52747	SB34022	SB34022	SB33308	SB33308	SB33308	SB33308	SB33308
CTETPH																			
Aliphatic Hydrocarbons (ETPH) C9-C36	mg/kg	**500**	**2500**	NE	**500**	NS	NS	NS	< 32.7 U	NS	NS	NS	NS	NS	NS	NS	NS	NS	NS
Total Petroleum Hydrocarbons	mg/kg	**500**	**2500**	NE	**500**	NS	NS	NS	< 32.7 U	NS	NS	NS	NS	NS	NS	NS	NS	NS	NS
Unidentified	mg/kg	NE	NE	NE	NE	NS	NS	NS	< 32.7 U	NS	NS	NS	NS	NS	NS	NS	NS	NS	NS
CTETPH-SPLP																			
Aliphatic Hydrocarbons (ETPH) C9-C36	mg/l	NE	NE	2.5	NE	NS	NS	NS	NS	NS	NS	NS	NS	NS	NS	NS	NS	NS	NS
Total Petroleum Hydrocarbons	mg/l	NE	NE	NE	NE	NS	NS	NS	NS	NS	NS	NS	NS	NS	NS	NS	NS	NS	NS
Unidentified	mg/l	NE	NE	NE	NE	NS	NS	NS	NS	NS	NS	NS	NS	NS	NS	NS	NS	NS	NS
VOCs																			
1,1,1-Trichloroethane	ug/kg	4000	40000	NE	500000	NS	NS	NS	NS	NS	NS	NS	NS	NS	NS	NS	NS	NS	NS
1,1-Dichloroethane	ug/kg	**1400**	14000	NE	500000	NS	NS	NS	NS	NS	NS	NS	NS	NS	NS	NS	NS	NS	NS
1,2,4-Trichlorobenzene	ug/kg	NE	NE	NE	21000	NS	NS	NS	NS	NS	NS	NS	NS	NS	NS	NS	NS	NS	NS
1,2,4-Trimethylbenzene	ug/kg	NE	NE	NE	500000	NS	NS	NS	NS	NS	NS	NS	NS	NS	NS	NS	NS	NS	NS
1,2-Dichlorobenzene	ug/kg	3100	3100	NE	500000	NS	NS	NS	NS	NS	NS	NS	NS	NS	NS	NS	NS	NS	NS
1,2-Dichloroethane	ug/kg	**20**	200	NE	6700	NS	NS	NS	NS	NS	NS	NS	NS	NS	NS	NS	NS	NS	NS
1,3,5-Trimethylbenzene	ug/kg	NE	NE	NE	500000	NS	NS	NS	NS	NS	NS	NS	NS	NS	NS	NS	NS	NS	NS
1,3-Dichlorobenzene	ug/kg	12000	120000	NE	500000	NS	NS	NS	NS	NS	NS	NS	NS	NS	NS	NS	NS	NS	NS
1,4-Dichlorobenzene	ug/kg	1500	15000	NE	26000	NS	NS	NS	NS	NS	NS	NS	NS	NS	NS	NS	NS	NS	NS
2-Butanone (MEK)	ug/kg	8000	80000	NE	500000	NS	NS	NS	NS	NS	NS	NS	NS	NS	NS	NS	NS	NS	NS
Acetone	ug/kg	14000	140000	NE	500000	NS	NS	NS	NS	NS	NS	NS	NS	NS	NS	NS	NS	NS	NS
Benzene	ug/kg	**20**	**200**	NE	21000	NS	NS	NS	NS	NS	NS	NS	NS	NS	NS	NS	NS	NS	NS
Chlorobenzene	ug/kg	2000	20000	NE	500000	NS	NS	NS	NS	NS	NS	NS	NS	NS	NS	NS	NS	NS	NS
Chloroethane	ug/kg	NE	NE	NE	130000	NS	NS	NS	NS	NS	NS	NS	NS	NS	NS	NS	NS	NS	NS
cis-1,2-Dichloroethylene	ug/kg	**1400**	**14000**	NE	500000	NS	NS	NS	NS	NS	NS	NS	NS	NS	NS	NS	NS	NS	NS
Ethyl ether	ug/kg	NE	NE	NE	NE	NS	NS	NS	NS	NS	NS	NS	NS	NS	NS	NS	NS	NS	NS
Ethylbenzene	ug/kg	**10100**	**10100**	NE	500000	NS	NS	NS	NS	NS	NS	NS	NS	NS	NS	NS	NS	NS	NS
Isopropylbenzene	ug/kg	NE	NE	NE	500000	NS	NS	NS	NS	NS	NS	NS	NS	NS	NS	NS	NS	NS	NS
m,p-Xylenes	ug/kg	NE	**19500**	NE	NE	NS	NS	NS	NS	NS	NS	NS	NS	NS	NS	NS	NS	NS	NS
Methyl Isobutyl Ketone	ug/kg	7000	14000	NE	500000	NS	NS	NS	NS	NS	NS	NS	NS	NS	NS	NS	NS	NS	NS
Naphthalene	ug/kg	**5600**	56000	NE	1000000	NS	NS	NS	NS	NS	NS	NS	NS	NS	NS	NS	NS	NS	NS
n-Butylbenzene	ug/kg	NE	NE	NE	500000	NS	NS	NS	NS	NS	NS	NS	NS	NS	NS	NS	NS	NS	NS
n-Propylbenzene	ug/kg	NE	NE	NE	500000	NS	NS	NS	NS	NS	NS	NS	NS	NS	NS	NS	NS	NS	NS
o-Xylene	ug/kg	NE	**19500**	NE	NE	NS	NS	NS	NS	NS	NS	NS	NS	NS	NS	NS	NS	NS	NS
p-Isopropyltoluene	ug/kg	NE	NE	NE	500000	NS	NS	NS	NS	NS	NS	NS	NS	NS	NS	NS	NS	NS	NS
sec-Butylbenzene	ug/kg	NE	NE	NE	500000	NS	NS	NS	NS	NS	NS	NS	NS	NS	NS	NS	NS	NS	NS
Styrene	ug/kg	2000	20000	NE	500000	NS	NS	NS	NS	NS	NS	NS	NS	NS	NS	NS	NS	NS	NS
tert-butylbenzene	ug/kg	NE	NE	NE	500000	NS	NS	NS	NS	NS	NS	NS	NS	NS	NS	NS	NS	NS	NS
Tetrachloroethylene	ug/kg	**100**	1000	NE	12000	NS	NS	NS	NS	NS	NS	NS	NS	NS	NS	NS	NS	NS	NS
Toluene	ug/kg	20000	67000	NE	500000	NS	NS	NS	NS	NS	NS	NS	NS	NS	NS	NS	NS	NS	NS
Total Xylenes	ug/kg	**19500**	**19500**	NE	NE	NS	NS	NS	NS	NS	NS	NS	NS	NS	NS	NS	NS	NS	NS
trans-1,2-Dichloroethylene	ug/kg	**2000**	20000	NE	500000	NS	NS	NS	NS	NS	NS	NS	NS	NS	NS	NS	NS	NS	NS
Trichloroethene	ug/kg	**100**	**1000**	NE	56000	NS	NS	NS	NS	NS	NS	NS	NS	NS	NS	NS	NS	NS	NS
Vinyl chloride	ug/kg	**40**	**400**	NE	**320**	NS	NS	NS	NS	NS	NS	NS	NS	NS	NS	NS	NS	NS	NS
VOCs-SPLP																			
Total VOC-SPLP	ug/l	NE	NE	NE	NE	NS	NS	NS	NS	NS	NS	NS	NS	NS	NS	NS	NS	NS	NS
SVOC-SIMs																			
Benzo(a)pyrene	ug/kg	1000	1000	NE	1000	NS	NS	NS	NS	NS	NS	NS	NS	NS	NS	NS	NS	NS	NS
Benzo(b)fluoranthene	ug/kg	1000	1000	NE	1000	NS	NS	NS	NS	NS	NS	NS	NS	NS	NS	NS	NS	NS	NS
Fluoranthene	ug/kg	5600	56000	NE	1000000	NS	NS	NS	NS	NS	NS	NS	NS	NS	NS	NS	NS	NS	NS
Pyrene	ug/kg	4000	40000	NE	1000000	NS	NS	NS	NS	NS	NS	NS	NS	NS	NS	NS	NS	NS	NS
SVOCs																			
1-Methylnaphthalene	ug/kg	*200*	*1000*	NE	*21000*	NS	NS	NS	< 217 U	NS	NS	NS	NS	NS	NS	NS	NS	NS	NS
2-Methylnaphthalene	ug/kg	*560*	*5600*	NE	*270000*	NS	NS	NS	< 217 U	NS	NS	NS	NS	NS	NS	NS	NS	NS	NS
Acenaphthene	ug/kg	*8400*	*84000*	NE	*1000000*	NS	NS	NS	< 217 U	NS	NS	NS	NS	NS	NS	NS	NS	NS	NS
Acenaphthylene	ug/kg	8400	84000	NE	1000000	NS	NS	NS	< 217 U	NS	NS	NS	NS	NS	NS	NS	NS	NS	NS
Anthracene	ug/kg	40000	400000	NE	1000000	NS	NS	NS	< 217 U	NS	NS	NS	NS	NS	NS	NS	NS	NS	NS
Benzo(a)anthracene	ug/kg	**1000**	**1000**	NE	**1000**	NS	NS	NS	< 217 U	NS	NS	NS	NS	NS	NS	NS	NS	NS	NS
Benzo(a)pyrene	ug/kg	**1000**	**1000**	NE	**1000**	NS	NS	NS	< 217 U	NS	NS	NS	NS	NS	NS	NS	NS	NS	NS
Benzo(b)fluoranthene	ug/kg	**1000**	**1000**	NE	**1000**	NS	NS	NS	< 217 U	NS	NS	NS	NS	NS	NS	NS	NS	NS	NS
Benzo(g,h,i)perylene	ug/kg	*1000*	*1000*	NE	*8400*	NS	NS	NS	< 217 U	NS	NS	NS	NS	NS	NS	NS	NS	NS	NS
Benzo(k)fluoranthene	ug/kg	**1000**	**1000**	NE	**8400**	NS	NS	NS	< 217 U	NS	NS	NS	NS	NS	NS	NS	NS	NS	NS
Bis(2-ethylhexyl)phthalate	ug/kg	**1000**	11000	NE	44000	NS	NS	NS	NS	NS	NS	NS	NS	NS	NS	NS	NS	NS	NS
Chrysene	ug/kg	*1000*	*1000*	NE	*84000*	NS	NS	NS	< 217 U	NS	NS	NS	NS	NS	NS	NS	NS	NS	NS
Dibenzo(a,h)anthracene	ug/kg	*1000*	*1000*	NE	***1000***	NS	NS	NS	< 217 U	NS	NS	NS	NS	NS	NS	NS	NS	NS	NS
Fluoranthene	ug/kg	**5600**	56000	NE	1000000	NS	NS	NS	< 217 U	NS	NS	NS	NS	NS	NS	NS	NS	NS	NS
Fluorene	ug/kg	**5600**	56000	NE	1000000	NS	NS	NS	< 217 U	NS	NS	NS	NS	NS	NS	NS	NS	NS	NS
Indeno(1,2,3-cd)pyrene	ug/kg	*1000*	*1000*	NE	***1000***	NS	NS	NS	< 217 U	NS	NS	NS	NS	NS	NS	NS	NS	NS	NS
Naphthalene	ug/kg	**5600**	56000	NE	1000000	NS	NS	NS	< 217 U	NS	NS	NS	NS	NS	NS	NS	NS	NS	NS
Phenanthrene	ug/kg	**4000**	40000	NE	1000000	NS	NS	NS	< 217 U	NS	NS	NS	NS	NS	NS	NS	NS	NS	NS
Pyrene	ug/kg	**4000**	40000	NE	1000000	NS	NS	NS	< 217 U	NS	NS	NS	NS	NS	NS	NS	NS	NS	NS
SVOCs-SPLP																			
1-Methylnaphthalene	ug/l	NE	NE	*50*	NE	NS	NS	NS	NS	NS	NS	NS	NS	NS	NS	NS	NS	NS	NS
2-Methylnaphthalene	ug/l	NE	NE	*280*	NE	NS	NS	NS	NS	NS	NS	NS	NS	NS	NS	NS	NS	NS	NS
Acenaphthene	ug/l	NE	NE	*4200*	NE	NS	NS	NS	NS	NS	NS	NS	NS	NS	NS	NS	NS	NS	NS
Anthracene	ug/l	NE	NE	20000	NE	NS	NS	NS	NS	NS	NS	NS	NS	NS	NS	NS	NS	NS	NS
Benzo(a)anthracene	ug/l	NE	NE	0.6	NE	NS	NS	NS	NS	NS	NS	NS	NS	NS	NS	NS	NS	NS	NS
Fluoranthene	ug/l	NE	NE	2800	NE	NS	NS	NS	NS	NS	NS	NS	NS	NS	NS	NS	NS	NS	NS
Fluorene	ug/l	NE	NE	2800	NE	NS	NS	NS	NS	NS	NS	NS	NS	NS	NS	NS	NS	NS	NS
Naphthalene	ug/l	NE	NE	2800	NE	NS	NS	NS	NS	NS	NS	NS	NS	NS	NS	NS	NS	NS	NS
Phenanthrene	ug/l	NE	NE	2000	NE	NS	NS	NS	NS	NS	NS	NS	NS	NS	NS	NS	NS	NS	NS
Pyrene	ug/l	NE	NE	2000	NE	NS	NS	NS	NS	NS	NS	NS	NS	NS	NS	NS	NS	NS	NS

Table 2
AOC 1 Non-PCB Soil Analytical Data
EC Application

Location ID						AQ22-SS283	AR14-SB434	AR14-SB434	AR14-SB434	AR16-SB479	AR16-SB479	AR16-SB479	AR18-SS291	AR20-SS288	AR21-SB144	AR21-SB144	AR21-SB144	AR21-SB144	AR21-SB144
Depth Interval						0 - 0.25 ft	11.5 - 12.5 ft	2 - 3 ft	5 - 6 ft	1.5 - 2 ft	14 - 15 ft	14 - 15 ft	0 - 0.25 ft	0 - 0.25 ft	1 - 2 ft	10 - 11 ft	16 - 17 ft	2 - 3 ft	5 - 6 ft
Sample ID	Unit	2013 GA PMC	2013 GB PMC	GWPC x 10	2013 RES DEC	Q22SS283 0-3-0823	SB434 (11.5-12.5) 074	4-SB434 (2-3) 0705	4-SB434 (5-6) 0705	-SB479 (1.5-2)-0711	-SB479 (14-15)-071	-SB479 (14-15)-071	R18SS291 0-3-0823	R20SS288 0-3-0823	AR21 SB144 1-2	AR21 SB144 10-11	AR21 SB144 16-17	AR21 SB144 2-3	AR21 SB144 5-6
Sample Date						8/23/2011	7/5/2012	7/5/2012	7/5/2012	7/12/2012	7/12/2012	7/12/2012	8/23/2011	8/23/2011	8/10/2011	8/10/2011	8/10/2011	8/10/2011	8/10/2011
SDG						SB34022	SB52304	SB52304	SB52304	SB52747	SB52747	SB52747	SB34022	SB34022	SB33308	SB33308	SB33308	SB33308	SB33308
Metals																			
Antimony	mg/kg	NE	NE	NE	**27**	NS	< 7.42 UJ	< 5.65 UJ	< 5.91 UJ	< 4.93 UJ	< 5.20 UJ	< 6.45 UJ	NS	NS	NS	NS	NS	NS	NS
Arsenic	mg/kg	NE	NE	NE	**10**	NS	**3.25**	**4.48**	< 1.77 U	< 7.39 U	< 1.56 U	< 3.87 U	NS	NS	NS	NS	NS	NS	NS
Barium	mg/kg	NE	NE	NE	4700	NS	**151**	**104**	**194**	**124**	**60.5 J**	**164 J**	NS	NS	NS	NS	NS	NS	NS
Beryllium	mg/kg	NE	NE	NE	**2**	NS	< 0.742 U	**0.592**	< 0.591 U	**0.678**	< 0.520 U	**0.688**	NS	NS	NS	NS	NS	NS	NS
Cadmium	mg/kg	NE	NE	NE	**34**	NS	< 0.742 U	< 0.565 U	< 0.591 U	< 0.493 U	< 0.520 U	< 0.645 U	NS	NS	NS	NS	NS	NS	NS
Chromium	mg/kg	NE	NE	NE	NE	NS	**30.6 J-**	**34.1 J-**	**35.4 J-**	**41.2**	**12.4 J**	**31.4 J**	NS	NS	NS	NS	NS	NS	NS
Copper	mg/kg	NE	NE	NE	**2500**	NS	**16.0 J**	**23.1 J**	**6.79 J**	**31.0**	**3.78 J**	**10.5 J**	NS	NS	NS	NS	NS	NS	NS
Lead	mg/kg	NE	NE	NE	**400**	NS	**4.81**	**38.7**	**3.50**	**36.1 J**	**1.94 J**	**4.06 J**	NS	NS	NS	NS	NS	NS	NS
Mercury	mg/kg	NE	NE	NE	20	NS	< 0.0493 UJ	**0.133 J**	< 0.0359 UJ	**0.0919**	< 0.0335 U	< 0.0396 U	NS	NS	NS	NS	NS	NS	NS
Nickel	mg/kg	NE	NE	NE	**1400**	NS	**22.3 J**	**21.7 J**	**14.6 J**	**29.5 J**	**6.21 J**	**15.3 J**	NS	NS	NS	NS	NS	NS	NS
Selenium	mg/kg	NE	NE	NE	340	NS	< 2.22 U	< 1.69 U	< 1.77 U	< 1.48 U	< 1.56 U	< 1.93 U	NS	NS	NS	NS	NS	NS	NS
Silver	mg/kg	NE	NE	NE	340	NS	< 2.22 U	< 1.69 U	< 1.77 U	< 1.48 U	< 1.56 U	< 1.93 U	NS	NS	NS	NS	NS	NS	NS
Thallium	mg/kg	NE	NE	NE	**5.4**	NS	< 4.45 U	< 3.39 U	< 3.55 U	< 2.96 U	< 3.12 U	< 3.87 U	NS	NS	NS	NS	NS	NS	NS
Vanadium	mg/kg	NE	NE	NE	**470**	NS	**31.2 J**	**30.9 J**	**27.5 J**	**34.0**	**10.1 J**	**25.0 J**	NS	NS	NS	NS	NS	NS	NS
Zinc	mg/kg	NE	NE	NE	**20000**	NS	**65.4 J**	**60.9 J**	**38.9 J**	**51.1**	**15.4 J**	**33.4 J**	NS	NS	NS	NS	NS	NS	NS
Metals-SPLP																			
Antimony	ug/l	**6**	60	NE	NE	NS	NS	NS	NS	NS	NS	NS	NS	NS	NS	NS	NS	NS	NS
Arsenic	ug/l	50	500	NE	NE	NS	NS	NS	NS	NS	NS	NS	NS	NS	NS	NS	NS	NS	NS
Barium	ug/l	1000	10000	NE	NE	NS	NS	NS	NS	NS	NS	NS	NS	NS	NS	NS	NS	NS	NS
Cadmium	ug/l	**5**	**50**	NE	NE	NS	NS	NS	NS	NS	NS	NS	NS	NS	NS	NS	NS	NS	NS
Chromium	ug/l	50	500	NE	NE	NS	NS	NS	NS	NS	NS	NS	NS	NS	NS	NS	NS	NS	NS
Copper	ug/l	1300	13000	NE	NE	NS	NS	NS	NS	NS	NS	NS	NS	NS	NS	NS	NS	NS	NS
Lead	ug/l	**15**	**150**	NE	NE	NS	NS	NS	NS	NS	NS	NS	NS	NS	NS	NS	NS	NS	NS
Nickel	ug/l	100	1000	NE	NE	NS	NS	NS	NS	NS	NS	NS	NS	NS	NS	NS	NS	NS	NS
Vanadium	ug/l	50	500	NE	NE	NS	NS	NS	NS	NS	NS	NS	NS	NS	NS	NS	NS	NS	NS
Zinc	ug/l	5000	50000	NE	NE	NS	NS	NS	NS	NS	NS	NS	NS	NS	NS	NS	NS	NS	NS
Cyanide																			
Cyanide	mg/kg	NE	NE	NE	1400	NS	NS	NS	NS	NS	NS	NS	NS	NS	NS	NS	NS	NS	NS
PCBs																			
Aroclor 1242	ug/kg	NE	NE	NE	NE	< 25.3 U	< 66.5 U	< 22.7 U	< 26.2 U	**173**	**137 J**	**258 J**	< 21.7 U	< 24.2 U	< 25.2 U	< 23.1 U	< 22.9 U	< 23.2 U	< 22.9 U
Aroclor 1248	ug/kg	NE	NE	NE	NE	< 25.3 U	< 66.5 U	**454**	**39.3**	< 20.8 U	< 23.2 U	< 26.1 U	< 21.7 U	< 24.2 U	< 25.2 U	< 23.1 U	< 22.9 U	< 23.2 U	**370**
Aroclor 1254	ug/kg	NE	NE	NE	NE	< 25.3 U	< 33.2 U	< 22.7 U	< 26.2 U	< 20.8 U	< 23.2 U	< 26.1 U	< 21.7 U	< 24.2 U	< 25.2 U	< 23.1 U	< 22.9 U	< 23.2 U	< 22.9 U
Aroclor 1260	ug/kg	NE	NE	NE	NE	< 25.3 U	< 33.2 U	< 22.7 U	< 26.2 U	< 20.8 U	< 23.2 U	< 26.1 U	< 21.7 U	**33.9**	< 25.2 U	< 23.1 U	< 22.9 U	< 23.2 U	< 22.9 U
Aroclor 1262	ug/kg	NE	NE	NE	NE	< 25.3 U	< 33.2 U	< 22.7 U	< 26.2 U	< 20.8 U	< 23.2 U	< 26.1 U	< 21.7 U	< 24.2 U	< 25.2 U	< 23.1 U	< 22.9 U	< 23.2 U	< 22.9 U
Total PCB Aroclors	ug/kg	**NE**	NE	NE	**1000**	< 25.3 U	< 66.5 U	**454**	**39.3**	**173**	**137**	**258**	< 21.7 U	**33.9**	< 25.2 U	< 23.1 U	< 22.9 U	< 23.2 U	**370**
PCBs-SPLP																			
Aroclor 1242	ug/l	NE	NE	NE	NE	NS	NS	NS	NS	NS	NS	NS	NS	NS	NS	NS	NS	NS	NS
Aroclor 1248	ug/l	NE	NE	NE	NE	NS	NS	NS	NS	NS	NS	NS	NS	NS	NS	NS	NS	NS	NS
Aroclor 1260	ug/l	NE	NE	NE	NE	NS	NS	NS	NS	NS	NS	NS	NS	NS	NS	NS	NS	NS	NS
Total PCB Aroclors	ug/l	**0.5**	**5**	NE	NE	NS	NS	NS	NS	NS	NS	NS	NS	NS	NS	NS	NS	NS	NS
Pesticides																			
4,4-DDD (p,p)	ug/kg	NE	NE	NE	NE	< 10.6 U	NS	NS	NS	NS	NS	NS	< 8.65 U	< 9.72 U	< 10.2 U	NS	NS	NS	NS
4,4-DDE (p,p)	ug/kg	NE	NE	NE	NE	< 6.60 U	NS	NS	NS	NS	NS	NS	< 5.41 U	< 6.07 U	< 6.37 U	NS	NS	NS	NS
4,4-DDT (p,p)	ug/kg	NE	NE	NE	1800	< 10.6 U	NS	NS	NS	NS	NS	NS	< 8.65 U	< 9.72 U	< 10.2 U	NS	NS	NS	NS
alpha-Chlordane	ug/kg	NE	NE	NE	NE	< 6.60 U	NS	NS	NS	NS	NS	NS	< 5.41 U	< 6.07 U	**14.0 J**	NS	NS	NS	NS
Chlordane	ug/kg	NE	NE	NE	**490**	< 26.4 U	NS	NS	NS	NS	NS	NS	< 21.6 U	< 24.3 U	**60.5**	NS	NS	NS	NS
Endrin	ug/kg	NE	NE	NE	20000	< 10.6 U	NS	NS	NS	NS	NS	NS	< 8.65 U	< 9.72 U	< 10.2 U	NS	NS	NS	NS
gamma-Chlordane	ug/kg	NE	NE	NE	NE	< 6.60 U	NS	NS	NS	NS	NS	NS	< 5.41 U	< 6.07 U	**11.5 J**	NS	NS	NS	NS
Methoxychlor	ug/kg	800	8000	NE	340000	< 10.6 U	NS	NS	NS	NS	NS	NS	< 8.65 U	< 9.72 U	< 10.2 U	NS	NS	NS	NS
Total DDx	ug/kg	***3***	***20***	NE	1800	< 6.60	NS	NS	NS	NS	NS	NS	< 8.65	< 9.72	< 6.37	NS	NS	NS	NS
Pesticides-SPLP																			
Chlordane	ug/l	NE	NE	**3**	NE	NS	NS	NS	NS	NS	NS	NS	NS	NS	NS	NS	NS	NS	NS
Herbicides																			
Total Herbicides	ug/kg	NE	NE	NE	NE	NS	NS	NS	NS	NS	NS	NS	NS	NS	NS	NS	NS	NS	NS

Notes:
This is a summary table. Only detected analytes are shown.
<0.010 = Not detected above the laboratory reporting limit
Bold = Detected above reporting limit
Yellow highlighted cells exceed the 2013 GA PMC
Green highlighted cells exceed the 2013 GB PMC
Blue highlighted cells exceed the 2013 RES DEC
RES DEC = Residential Direct Exposure Criteria
GA PMC = Pollutant Mobility Criteria for GA classified groundwater areas
GB PMC = Pollutant Mobility Criteria for GB classified groundwater areas
GWPC = Groundwater Protection Criteria
Italicized criteria indicate that criteria value is from CTDEEP Recommended Criteria Values for Common Additional Polluting Substances and Alternative Criteria Requests (September 2018)
NE = Criteria has not been established
NS = Not sampled for this constituent
ug/kg = micrograms per kilogram
ug/l = micrograms per liter
mg/kg = milligrams per kilogram
U = The analyte was not detected above the detection limit
J+ = Result may be biased high
J-= Result may be biased low
J = Result is considered estimated
UJ = The analyte was not detected at a level greater than or equal to the adjusted DL. However, the reported adjusted DL is approximate and may be inaccurate or imprecise.

Table 2
AOC 1 Non-PCB Soil Analytical Data
EC Application

Greenwich High School
10 Hillside Road
Greenwich, CT

Location ID Depth Interval Sample ID Sample Date SDG	Unit	2013 GA PMC	2013 GB PMC	GWPC x 10	2013 RES DEC	AR21-SB144 6 - 7 ft AR21 SB144 6-7 8/10/2011 SB33308	AR22-SB484 14 - 15 ft -SB484 (14-15)-071 7/12/2012 SB52798	AR22-SB484 3 - 4 ft 2-SB484 (3-4)-0712 7/12/2012 SB52798	AR22-SB484 6 - 7 ft 2-SB484 (6-7)-0712 7/12/2012 SB52798	AS-1 Base1 0 - 0.5 ft -1 BASE1-07152014 7/15/2014 SB92820	AS-1 Base2 0 - 0.5 ft -1 BASE2-07152014 7/15/2014 SB92820	AS-1 SW2 0 - 0.5 ft S-1 SW2-07152014 7/15/2014 SB92820	AS17-SS297 0 - 0.25 ft UPLICATE-20-0823 8/23/2011 SB34022	AS17-SS297 0 - 0.25 ft AS17SS297 0-3 8/23/2011 SB34022	AS-1B 0 - 0.5 ft AS-1, B-04162014-1 4/16/2014 SB87793	AS-1H 0 - 0.5 ft AS-1, H-04162014-1 4/16/2014 SB87793	AS-1N 0 - 0.5 ft AS-1N-06232014-1 6/23/2014 SB91699	AT17-SS133 0 - 0.5 ft AT17-SS133-080311 8/3/2011 SB32768	AT17-SS133 0 - 0.25 ft AT17 SS133 0-3 8/11/2011 SB33302
CTETPH																			
Aliphatic Hydrocarbons (ETPH) C9-C36	mg/kg	**500**	**2500**	NE	**500**	**38.1**	NS	NS	**53.7**	NS	NS	NS	NS	NS	NS	NS	NS	NS	NS
Total Petroleum Hydrocarbons	mg/kg	**500**	**2500**	NE	**500**	**38.1**	NS	NS	**53.7**	NS	NS	NS	NS	NS	NS	NS	NS	NS	NS
Unidentified	mg/kg	NE	NE	NE	NE	**38.1**	NS	NS	**53.7**	NS	NS	NS	NS	NS	NS	NS	NS	NS	NS
CTETPH-SPLP																			
Aliphatic Hydrocarbons (ETPH) C9-C36	mg/l	NE	NE	2.5	NE	NS	NS	NS	NS	NS	NS	NS	NS	NS	NS	NS	NS	NS	NS
Total Petroleum Hydrocarbons	mg/l	NE	NE	NE	NE	NS	NS	NS	NS	NS	NS	NS	NS	NS	NS	NS	NS	NS	NS
Unidentified	mg/l	NE	NE	NE	NE	NS	NS	NS	NS	NS	NS	NS	NS	NS	NS	NS	NS	NS	NS
VOCs																			
1,1,1-Trichloroethane	ug/kg	4000	40000	NE	500000	NS	NS	NS	NS	NS	NS	NS	NS	NS	NS	NS	NS	NS	NS
1,1-Dichloroethane	ug/kg	**1400**	14000	NE	500000	NS	NS	NS	NS	NS	NS	NS	NS	NS	NS	NS	NS	NS	NS
1,2,4-Trichlorobenzene	ug/kg	NE	NE	NE	21000	NS	NS	NS	NS	NS	NS	NS	NS	NS	NS	NS	NS	NS	NS
1,2,4-Trimethylbenzene	ug/kg	NE	NE	NE	500000	NS	NS	NS	NS	NS	NS	NS	NS	NS	NS	NS	NS	NS	NS
1,2-Dichlorobenzene	ug/kg	3100	3100	NE	500000	NS	NS	NS	NS	NS	NS	NS	NS	NS	NS	NS	NS	NS	NS
1,2-Dichloroethane	ug/kg	**20**	200	NE	6700	NS	NS	NS	NS	NS	NS	NS	NS	NS	NS	NS	NS	NS	NS
1,3,5-Trimethylbenzene	ug/kg	NE	NE	NE	500000	NS	NS	NS	NS	NS	NS	NS	NS	NS	NS	NS	NS	NS	NS
1,3-Dichlorobenzene	ug/kg	12000	120000	NE	500000	NS	NS	NS	NS	NS	NS	NS	NS	NS	NS	NS	NS	NS	NS
1,4-Dichlorobenzene	ug/kg	1500	15000	NE	26000	NS	NS	NS	NS	NS	NS	NS	NS	NS	NS	NS	NS	NS	NS
2-Butanone (MEK)	ug/kg	8000	80000	NE	500000	NS	NS	NS	NS	NS	NS	NS	NS	NS	NS	NS	NS	NS	NS
Acetone	ug/kg	14000	140000	NE	500000	NS	NS	NS	NS	NS	NS	NS	NS	NS	NS	NS	NS	NS	NS
Benzene	ug/kg	**20**	**200**	NE	21000	NS	NS	NS	NS	NS	NS	NS	NS	NS	NS	NS	NS	NS	NS
Chlorobenzene	ug/kg	2000	20000	NE	500000	NS	NS	NS	NS	NS	NS	NS	NS	NS	NS	NS	NS	NS	NS
Chloroethane	ug/kg	NE	NE	NE	130000	NS	NS	NS	NS	NS	NS	NS	NS	NS	NS	NS	NS	NS	NS
cis-1,2-Dichloroethylene	ug/kg	**1400**	**14000**	NE	500000	NS	NS	NS	NS	NS	NS	NS	NS	NS	NS	NS	NS	NS	NS
Ethyl ether	ug/kg	NE	NE	NE	NE	NS	NS	NS	NS	NS	NS	NS	NS	NS	NS	NS	NS	NS	NS
Ethylbenzene	ug/kg	**10100**	**10100**	NE	500000	NS	NS	NS	NS	NS	NS	NS	NS	NS	NS	NS	NS	NS	NS
Isopropylbenzene	ug/kg	NE	NE	NE	500000	NS	NS	NS	NS	NS	NS	NS	NS	NS	NS	NS	NS	NS	NS
m,p-Xylenes	ug/kg	NE	**19500**	NE	NE	NS	NS	NS	NS	NS	NS	NS	NS	NS	NS	NS	NS	NS	NS
Methyl Isobutyl Ketone	ug/kg	7000	14000	NE	500000	NS	NS	NS	NS	NS	NS	NS	NS	NS	NS	NS	NS	NS	NS
Naphthalene	ug/kg	**5600**	56000	NE	1000000	NS	NS	NS	NS	NS	NS	NS	NS	NS	NS	NS	NS	NS	NS
n-Butylbenzene	ug/kg	NE	NE	NE	500000	NS	NS	NS	NS	NS	NS	NS	NS	NS	NS	NS	NS	NS	NS
n-Propylbenzene	ug/kg	NE	NE	NE	500000	NS	NS	NS	NS	NS	NS	NS	NS	NS	NS	NS	NS	NS	NS
o-Xylene	ug/kg	NE	**19500**	NE	NE	NS	NS	NS	NS	NS	NS	NS	NS	NS	NS	NS	NS	NS	NS
p-Isopropyltoluene	ug/kg	NE	NE	NE	500000	NS	NS	NS	NS	NS	NS	NS	NS	NS	NS	NS	NS	NS	NS
sec-Butylbenzene	ug/kg	NE	NE	NE	500000	NS	NS	NS	NS	NS	NS	NS	NS	NS	NS	NS	NS	NS	NS
Styrene	ug/kg	2000	20000	NE	500000	NS	NS	NS	NS	NS	NS	NS	NS	NS	NS	NS	NS	NS	NS
tert-butylbenzene	ug/kg	NE	NE	NE	500000	NS	NS	NS	NS	NS	NS	NS	NS	NS	NS	NS	NS	NS	NS
Tetrachloroethylene	ug/kg	**100**	1000	NE	12000	NS	NS	NS	NS	NS	NS	NS	NS	NS	NS	NS	NS	NS	NS
Toluene	ug/kg	20000	67000	NE	500000	NS	NS	NS	NS	NS	NS	NS	NS	NS	NS	NS	NS	NS	NS
Total Xylenes	ug/kg	**19500**	**19500**	NE	NE	NS	NS	NS	NS	NS	NS	NS	NS	NS	NS	NS	NS	NS	NS
trans-1,2-Dichloroethylene	ug/kg	**2000**	20000	NE	500000	NS	NS	NS	NS	NS	NS	NS	NS	NS	NS	NS	NS	NS	NS
Trichloroethene	ug/kg	**100**	**1000**	NE	56000	NS	NS	NS	NS	NS	NS	NS	NS	NS	NS	NS	NS	NS	NS
Vinyl chloride	ug/kg	**40**	**400**	NE	**320**	NS	NS	NS	NS	NS	NS	NS	NS	NS	NS	NS	NS	NS	NS
VOCs-SPLP																			
Total VOC-SPLP	ug/l	NE	NE	NE	NE	NS	NS	NS	NS	NS	NS	NS	NS	NS	NS	NS	NS	NS	NS
SVOC-SIMs																			
Benzo(a)pyrene	ug/kg	1000	1000	NE	1000	NS	NS	NS	NS	NS	NS	NS	NS	NS	NS	NS	NS	NS	NS
Benzo(b)fluoranthene	ug/kg	1000	1000	NE	1000	NS	NS	NS	NS	NS	NS	NS	NS	NS	NS	NS	NS	NS	NS
Fluoranthene	ug/kg	5600	56000	NE	1000000	NS	NS	NS	NS	NS	NS	NS	NS	NS	NS	NS	NS	NS	NS
Pyrene	ug/kg	4000	40000	NE	1000000	NS	NS	NS	NS	NS	NS	NS	NS	NS	NS	NS	NS	NS	NS
SVOCs																			
1-Methylnaphthalene	ug/kg	*200*	*1000*	NE	*21000*	< 368 U	NS	NS	< 217 U	NS	NS	NS	NS	NS	NS	NS	NS	NS	NS
2-Methylnaphthalene	ug/kg	*560*	*5600*	NE	*270000*	< 368 U	NS	NS	< 217 U	NS	NS	NS	NS	NS	NS	NS	NS	NS	NS
Acenaphthene	ug/kg	*8400*	*84000*	NE	*1000000*	< 368 U	NS	NS	< 217 U	NS	NS	NS	NS	NS	NS	NS	NS	NS	NS
Acenaphthylene	ug/kg	8400	84000	NE	1000000	< 368 U	NS	NS	< 217 U	NS	NS	NS	NS	NS	NS	NS	NS	NS	NS
Anthracene	ug/kg	40000	400000	NE	1000000	< 368 U	NS	NS	< 217 U	NS	NS	NS	NS	NS	NS	NS	NS	NS	NS
Benzo(a)anthracene	ug/kg	**1000**	**1000**	NE	**1000**	< 368 U	NS	NS	< 217 U	NS	NS	NS	NS	NS	NS	NS	NS	NS	NS
Benzo(a)pyrene	ug/kg	**1000**	**1000**	NE	**1000**	< 368 U	NS	NS	< 217 U	NS	NS	NS	NS	NS	NS	NS	NS	NS	NS
Benzo(b)fluoranthene	ug/kg	**1000**	**1000**	NE	**1000**	< 368 U	NS	NS	< 217 U	NS	NS	NS	NS	NS	NS	NS	NS	NS	NS
Benzo(g,h,i)perylene	ug/kg	*1000*	*1000*	NE	*8400*	< 368 U	NS	NS	< 217 U	NS	NS	NS	NS	NS	NS	NS	NS	NS	NS
Benzo(k)fluoranthene	ug/kg	**1000**	**1000**	NE	**8400**	< 368 U	NS	NS	< 217 U	NS	NS	NS	NS	NS	NS	NS	NS	NS	NS
Bis(2-ethylhexyl)phthalate	ug/kg	**1000**	11000	NE	44000	NS	NS	NS	NS	NS	NS	NS	NS	NS	NS	NS	NS	NS	NS
Chrysene	ug/kg	*1000*	*1000*	NE	*84000*	< 368 U	NS	NS	< 217 U	NS	NS	NS	NS	NS	NS	NS	NS	NS	NS
Dibenzo(a,h)anthracene	ug/kg	*1000*	*1000*	NE	***1000***	< 368 U	NS	NS	< 217 U	NS	NS	NS	NS	NS	NS	NS	NS	NS	NS
Fluoranthene	ug/kg	**5600**	56000	NE	1000000	< 368 U	NS	NS	< 217 U	NS	NS	NS	NS	NS	NS	NS	NS	NS	NS
Fluorene	ug/kg	**5600**	56000	NE	1000000	< 368 U	NS	NS	< 217 U	NS	NS	NS	NS	NS	NS	NS	NS	NS	NS
Indeno(1,2,3-cd)pyrene	ug/kg	*1000*	*1000*	NE	***1000***	< 368 U	NS	NS	< 217 U	NS	NS	NS	NS	NS	NS	NS	NS	NS	NS
Naphthalene	ug/kg	**5600**	56000	NE	1000000	< 368 U	NS	NS	< 217 U	NS	NS	NS	NS	NS	NS	NS	NS	NS	NS
Phenanthrene	ug/kg	**4000**	40000	NE	1000000	< 368 U	NS	NS	< 217 U	NS	NS	NS	NS	NS	NS	NS	NS	NS	NS
Pyrene	ug/kg	**4000**	40000	NE	1000000	< 368 U	NS	NS	< 217 U	NS	NS	NS	NS	NS	NS	NS	NS	NS	NS
SVOCs-SPLP																			
1-Methylnaphthalene	ug/l	NE	NE	*50*	NE	NS	NS	NS	NS	NS	NS	NS	NS	NS	NS	NS	NS	NS	NS
2-Methylnaphthalene	ug/l	NE	NE	*280*	NE	NS	NS	NS	NS	NS	NS	NS	NS	NS	NS	NS	NS	NS	NS
Acenaphthene	ug/l	NE	NE	*4200*	NE	NS	NS	NS	NS	NS	NS	NS	NS	NS	NS	NS	NS	NS	NS
Anthracene	ug/l	NE	NE	20000	NE	NS	NS	NS	NS	NS	NS	NS	NS	NS	NS	NS	NS	NS	NS
Benzo(a)anthracene	ug/l	NE	NE	0.6	NE	NS	NS	NS	NS	NS	NS	NS	NS	NS	NS	NS	NS	NS	NS
Fluoranthene	ug/l	NE	NE	2800	NE	NS	NS	NS	NS	NS	NS	NS	NS	NS	NS	NS	NS	NS	NS
Fluorene	ug/l	NE	NE	2800	NE	NS	NS	NS	NS	NS	NS	NS	NS	NS	NS	NS	NS	NS	NS
Naphthalene	ug/l	NE	NE	2800	NE	NS	NS	NS	NS	NS	NS	NS	NS	NS	NS	NS	NS	NS	NS
Phenanthrene	ug/l	NE	NE	2000	NE	NS	NS	NS	NS	NS	NS	NS	NS	NS	NS	NS	NS	NS	NS
Pyrene	ug/l	NE	NE	2000	NE	NS	NS	NS	NS	NS	NS	NS	NS	NS	NS	NS	NS	NS	NS

Table 2
AOC 1 Non-PCB Soil Analytical Data
EC Application

Location ID						AR21-SB144	AR22-SB484	AR22-SB484	AR22-SB484	AS-1 Base1	AS-1 Base2	AS-1 SW2	AS17-SS297	AS17-SS297	AS-1B	AS-1H	AS-1N	AT17-SS133	AT17-SS133
Depth Interval						6 - 7 ft	14 - 15 ft	3 - 4 ft	6 - 7 ft	0 - 0.5 ft	0 - 0.5 ft	0 - 0.5 ft	0 - 0.25 ft	0 - 0.25 ft	0 - 0.5 ft	0 - 0.5 ft	0 - 0.5 ft	0 - 0.5 ft	0 - 0.25 ft
Sample ID	Unit	2013 GA PMC	2013 GB PMC	GWPC x 10	2013 RES DEC	AR21 SB144 6-7	-SB484 (14-15)-071	2-SB484 (3-4)-0712	2-SB484 (6-7)-0712	-1 BASE1-07152014	-1 BASE2-07152014	S-1 SW2-07152014	UPLICATE-20-0823	AS17SS297 0-3	AS-1, B-04162014-1	AS-1, H-04162014-1	AS-1N-06232014-1	AT17-SS133-080311	AT17 SS133 0-3
Sample Date						8/10/2011	7/12/2012	7/12/2012	7/12/2012	7/15/2014	7/15/2014	7/15/2014	8/23/2011	8/23/2011	4/16/2014	4/16/2014	6/23/2014	8/3/2011	8/11/2011
SDG						SB33308	SB52798	SB52798	SB52798	SB92820	SB92820	SB92820	SB34022	SB34022	SB87793	SB87793	SB91699	SB32768	SB33302
Metals																			
Antimony	mg/kg	NE	NE	NE	**27**	NS	< 5.10 UJ	< 5.08 UJ	< 6.46 UJ	NS	NS	NS	NS	NS	NS	NS	NS	NS	NS
Arsenic	mg/kg	NE	NE	NE	**10**	< 1.58 U	< 1.53 UJ	< 7.62 UJ	< 9.69 UJ	**3.71**	**11.5**	**3.11**	NS	**5.22**	**13.8**	**7.54**	**7.04**	NS	NS
Barium	mg/kg	NE	NE	NE	4700	NS	**214**	**112**	**127**	NS	NS	NS	NS	NS	NS	NS	NS	NS	NS
Beryllium	mg/kg	NE	NE	NE	**2**	NS	**0.705**	**0.881**	**0.687**	NS	NS	NS	NS	NS	NS	NS	NS	NS	NS
Cadmium	mg/kg	NE	NE	NE	**34**	< 0.525 U	**0.711**	**0.618**	**0.671**	NS	NS	NS	NS	NS	NS	NS	NS	NS	NS
Chromium	mg/kg	NE	NE	NE	NE	**13.1**	**26.7**	**65.9**	**48.5**	NS	NS	NS	NS	NS	NS	NS	NS	NS	NS
Copper	mg/kg	NE	NE	NE	**2500**	NS	**8.56 J**	**15.3 J**	**25.4 J**	NS	NS	NS	NS	NS	NS	NS	NS	NS	NS
Lead	mg/kg	NE	NE	NE	**400**	**13.9**	**6.05 J**	**21.1 J**	**57.0 J**	NS	NS	NS	NS	**34.3**	NS	NS	NS	NS	NS
Mercury	mg/kg	NE	NE	NE	20	< 0.0321 U	< 0.0329 UJ	**0.161 J**	**0.152 J**	NS	NS	NS	NS	NS	NS	NS	NS	NS	NS
Nickel	mg/kg	NE	NE	NE	**1400**	NS	**29.0 J**	**37.3 J**	**26.6 J**	NS	NS	NS	NS	NS	NS	NS	NS	NS	NS
Selenium	mg/kg	NE	NE	NE	340	NS	< 1.53 UJ	< 1.52 UJ	< 1.94 UJ	NS	NS	NS	NS	NS	NS	NS	NS	NS	NS
Silver	mg/kg	NE	NE	NE	340	NS	< 1.53 U	< 1.52 U	< 1.94 U	NS	NS	NS	NS	NS	NS	NS	NS	NS	NS
Thallium	mg/kg	NE	NE	NE	**5.4**	NS	< 3.06 U	< 3.05 U	< 3.88 U	NS	NS	NS	NS	NS	NS	NS	NS	NS	NS
Vanadium	mg/kg	NE	NE	NE	**470**	NS	**36.1**	**31.3**	**40.5**	NS	NS	NS	NS	NS	NS	NS	NS	NS	NS
Zinc	mg/kg	NE	NE	NE	**20000**	NS	**82.1**	**44.4**	**60.1**	NS	NS	NS	NS	NS	NS	NS	NS	NS	NS
Metals-SPLP																			
Antimony	ug/l	**6**	60	NE	NE	NS	NS	NS	NS	NS	NS	NS	NS	NS	NS	NS	NS	NS	NS
Arsenic	ug/l	50	500	NE	NE	NS	NS	NS	NS	NS	NS	NS	NS	NS	NS	NS	NS	NS	NS
Barium	ug/l	1000	10000	NE	NE	NS	NS	NS	NS	NS	NS	NS	NS	NS	NS	NS	NS	NS	NS
Cadmium	ug/l	**5**	**50**	NE	NE	NS	NS	NS	NS	NS	NS	NS	NS	NS	NS	NS	NS	NS	NS
Chromium	ug/l	50	500	NE	NE	NS	NS	NS	NS	NS	NS	NS	NS	NS	NS	NS	NS	NS	NS
Copper	ug/l	1300	13000	NE	NE	NS	NS	NS	NS	NS	NS	NS	NS	NS	NS	NS	NS	NS	NS
Lead	ug/l	**15**	**150**	NE	NE	NS	NS	NS	NS	NS	NS	NS	NS	NS	NS	NS	NS	NS	NS
Nickel	ug/l	100	1000	NE	NE	NS	NS	NS	NS	NS	NS	NS	NS	NS	NS	NS	NS	NS	NS
Vanadium	ug/l	50	500	NE	NE	NS	NS	NS	NS	NS	NS	NS	NS	NS	NS	NS	NS	NS	NS
Zinc	ug/l	5000	50000	NE	NE	NS	NS	NS	NS	NS	NS	NS	NS	NS	NS	NS	NS	NS	NS
Cyanide																			
Cyanide	mg/kg	NE	NE	NE	1400	NS	NS	NS	NS	NS	NS	NS	NS	NS	NS	NS	NS	NS	NS
PCBs																			
Aroclor 1242	ug/kg	NE	NE	NE	NE	< 20.5 U	< 43.7 U	< 22.3 U	< 24.6 U	NS	NS	NS	< 22.8 U	< 22.7 U	NS	NS	NS	< 22.0 U	< 24.6 U
Aroclor 1248	ug/kg	NE	NE	NE	NE	**1410**	< 43.7 U	**230**	< 24.6 U	NS	NS	NS	**158**	**163**	NS	NS	NS	**167**	**75.1**
Aroclor 1254	ug/kg	NE	NE	NE	NE	< 20.5 U	< 21.9 U	< 22.3 U	< 24.6 U	NS	NS	NS	< 22.8 U	< 22.7 U	NS	NS	NS	< 22.0 U	< 24.6 U
Aroclor 1260	ug/kg	NE	NE	NE	NE	**27.6**	< 21.9 U	< 22.3 U	< 24.6 U	NS	NS	NS	< 22.8 U	< 22.7 U	NS	NS	NS	< 22.0 U	< 24.6 U
Aroclor 1262	ug/kg	NE	NE	NE	NE	< 20.5 U	< 21.9 U	< 22.3 U	< 24.6 U	NS	NS	NS	< 22.8 U	< 22.7 U	NS	NS	NS	< 22.0 U	< 24.6 U
Total PCB Aroclors	ug/kg	**NE**	NE	NE	**1000**	**1440**	< 43.7 U	**230**	< 24.6 U	NS	NS	NS	**158**	**163**	NS	NS	NS	**167**	**75.1**
PCBs-SPLP																			
Aroclor 1242	ug/l	NE	NE	NE	NE	NS	NS	NS	NS	NS	NS	NS	NS	NS	NS	NS	NS	NS	NS
Aroclor 1248	ug/l	NE	NE	NE	NE	NS	NS	NS	NS	NS	NS	NS	NS	NS	NS	NS	NS	NS	NS
Aroclor 1260	ug/l	NE	NE	NE	NE	NS	NS	NS	NS	NS	NS	NS	NS	NS	NS	NS	NS	NS	NS
Total PCB Aroclors	ug/l	**0.5**	**5**	NE	NE	NS	NS	NS	NS	NS	NS	NS	NS	NS	NS	NS	NS	NS	NS
Pesticides																			
4,4-DDD (p,p)	ug/kg	NE	NE	NE	NE	NS	NS	NS	NS	NS	NS	NS	NS	< 9.07 U	NS	NS	NS	NS	< 9.90 U
4,4-DDE (p,p)	ug/kg	NE	NE	NE	NE	NS	NS	NS	NS	NS	NS	NS	NS	< 5.67 U	NS	NS	NS	NS	**7.51**
4,4-DDT (p,p)	ug/kg	NE	NE	NE	1800	NS	NS	NS	NS	NS	NS	NS	NS	< 9.07 U	NS	NS	NS	NS	< 9.90 U
alpha-Chlordane	ug/kg	NE	NE	NE	NE	NS	NS	NS	NS	NS	NS	NS	NS	**10.7 J**	NS	NS	NS	NS	< 6.19 U
Chlordane	ug/kg	NE	NE	NE	**490**	NS	NS	NS	NS	NS	NS	NS	NS	**66.6**	NS	NS	NS	NS	< 24.7 U
Endrin	ug/kg	NE	NE	NE	20000	NS	NS	NS	NS	NS	NS	NS	NS	< 9.07 U	NS	NS	NS	NS	< 9.90 U
gamma-Chlordane	ug/kg	NE	NE	NE	NE	NS	NS	NS	NS	NS	NS	NS	NS	**9.92 J**	NS	NS	NS	NS	< 6.19 U
Methoxychlor	ug/kg	800	8000	NE	340000	NS	NS	NS	NS	NS	NS	NS	NS	< 9.07 U	NS	NS	NS	NS	< 9.90 U
Total DDx	ug/kg	***3***	***20***	NE	1800	NS	NS	NS	NS	NS	NS	NS	NS	< 9.07	NS	NS	NS	NS	**7.51**
Pesticides-SPLP																			
Chlordane	ug/l	NE	NE	**3**	NE	NS	NS	NS	NS	NS	NS	NS	NS	NS	NS	NS	NS	NS	NS
Herbicides																			
Total Herbicides	ug/kg	NE	NE	NE	NE	NS	NS	NS	NS	NS	NS	NS	NS	NS	NS	NS	NS	NS	NS

Notes:
This is a summary table. Only detected analytes are shown.
<0.010 = Not detected above the laboratory reporting limit
Bold = Detected above reporting limit
Yellow highlighted cells exceed the 2013 GA PMC
Green highlighted cells exceed the 2013 GB PMC
Blue highlighted cells exceed the 2013 RES DEC
RES DEC = Residential Direct Exposure Criteria
GA PMC = Pollutant Mobility Criteria for GA classified groundwater areas
GB PMC = Pollutant Mobility Criteria for GB classified groundwater areas
GWPC = Groundwater Protection Criteria
Italicized criteria indicate that criteria value is from CTDEEP Recommended Criteria Values for Common Additional Polluting Substances and Alternative Criteria Requests (September 2018)
NE = Criteria has not been established
NS = Not sampled for this constituent
ug/kg = micrograms per kilogram
ug/l = micrograms per liter
mg/kg = milligrams per kilogram
U = The analyte was not detected above the detection limit
J+ = Result may be biased high
J-= Result may be biased low
J = Result is considered estimated
UJ = The analyte was not detected at a level greater than or equal to the adjusted DL. However, the reported adjusted DL is approximate and may be inaccurate or imprecise.

Table 2
AOC 1 Non-PCB Soil Analytical Data
EC Application

Greenwich High School
10 Hillside Road
Greenwich, CT

Location ID						AT19-SB900	AU18-SS167	AV17-SB250	AV17-SB250	AV17-SB250	AV17-SB250	AV17-SB250	AV18-SS166	AW19-SB803	AW19-SB803	AW19-SB803	AX21-SB800	AX21-SB800	AX21-SB800
Depth Interval						7 - 8 ft	0 - 0.25 ft	0.5 - 1 ft	10 - 11 ft	13 - 14 ft	3.5 - 4.5 ft	5 - 7 ft	0 - 0.25 ft	1 - 2 ft	12 - 13 ft	7 - 8 ft	1 - 2 ft	11 - 12 ft	11 - 12 ft
Sample ID	Unit	2013 GA PMC	2013 GB PMC	GWPC x 10	2013 RES DEC	AT19-SB900 (7-8)	AU18 SS167 0-3	AV17-SB250(0.5-1)-	AV17-SB250(10-11)-	AV17-SB250(13-14)-	AV17-SB250(3.5-4.5)-	AV17-SB250(5-7)-1	AV18 SS166 0-3	AW19-SB803 (1-2)-1	AW19-SB803 (12-13)	AW19-SB803 (7-8)-1	AX21-SB800 (1-2)-1	AX21-SB800 (11-12)-	AX21-SB800 (11-12)-
Sample Date						12/30/2019	8/11/2011	12/29/2011	12/29/2011	12/29/2011	12/29/2011	12/29/2011	8/11/2011	11/13/2019	11/13/2019	11/13/2019	11/13/2019	11/14/2019	11/14/2019
SDG						19L1151	SB33302	SB41766	SB41766	SB41766	SB41766	SB41766	SB33302	19K0759	19K0759	19K0759	19K0759	19K0845	19K0845
CTETPH																			
Aliphatic Hydrocarbons (ETPH) C9-C36	mg/kg	**500**	**2500**	NE	**500**	NS	NS	NS	< 31.9 U	NS	NS	**119**	NS	NS	NS	NS	NS	NS	NS
Total Petroleum Hydrocarbons	mg/kg	**500**	**2500**	NE	**500**	NS	NS	NS	< 31.9 U	NS	NS	**119**	NS	NS	NS	NS	NS	NS	NS
Unidentified	mg/kg	NE	NE	NE	NE	NS	NS	NS	< 31.9 U	NS	NS	**119**	NS	NS	NS	NS	NS	NS	NS
CTETPH-SPLP																			
Aliphatic Hydrocarbons (ETPH) C9-C36	mg/l	NE	NE	2.5	NE	NS	NS	NS	NS	NS	NS	NS	NS	NS	NS	NS	NS	NS	NS
Total Petroleum Hydrocarbons	mg/l	NE	NE	NE	NE	NS	NS	NS	NS	NS	NS	NS	NS	NS	NS	NS	NS	NS	NS
Unidentified	mg/l	NE	NE	NE	NE	NS	NS	NS	NS	NS	NS	NS	NS	NS	NS	NS	NS	NS	NS
VOCs																			
1,1,1-Trichloroethane	ug/kg	4000	40000	NE	500000	NS	NS	NS	NS	NS	NS	< 7.4 U	NS	NS	NS	NS	NS	NS	NS
1,1-Dichloroethane	ug/kg	**1400**	14000	NE	500000	NS	NS	NS	NS	NS	NS	< 7.4 UJ	NS	NS	NS	NS	NS	NS	NS
1,2,4-Trichlorobenzene	ug/kg	NE	NE	NE	21000	NS	NS	NS	NS	NS	NS	< 7.4 UJ	NS	NS	NS	NS	NS	NS	NS
1,2,4-Trimethylbenzene	ug/kg	NE	NE	NE	500000	NS	NS	NS	NS	NS	NS	< 7.4 U	NS	NS	NS	NS	NS	NS	NS
1,2-Dichlorobenzene	ug/kg	3100	3100	NE	500000	NS	NS	NS	NS	NS	NS	< 7.4 U	NS	NS	NS	NS	NS	NS	NS
1,2-Dichloroethane	ug/kg	**20**	200	NE	6700	NS	NS	NS	NS	NS	NS	< 7.4 U	NS	NS	NS	NS	NS	NS	NS
1,3,5-Trimethylbenzene	ug/kg	NE	NE	NE	500000	NS	NS	NS	NS	NS	NS	< 7.4 U	NS	NS	NS	NS	NS	NS	NS
1,3-Dichlorobenzene	ug/kg	12000	120000	NE	500000	NS	NS	NS	NS	NS	NS	< 7.4 U	NS	NS	NS	NS	NS	NS	NS
1,4-Dichlorobenzene	ug/kg	1500	15000	NE	26000	NS	NS	NS	NS	NS	NS	< 7.4 U	NS	NS	NS	NS	NS	NS	NS
2-Butanone (MEK)	ug/kg	8000	80000	NE	500000	NS	NS	NS	NS	NS	NS	**82.0**	NS	NS	NS	NS	NS	NS	NS
Acetone	ug/kg	14000	140000	NE	500000	NS	NS	NS	NS	NS	NS	**303 J**	NS	NS	NS	NS	NS	NS	NS
Benzene	ug/kg	**20**	**200**	NE	21000	NS	NS	NS	NS	NS	NS	< 7.4 UJ	NS	NS	NS	NS	NS	NS	NS
Chlorobenzene	ug/kg	2000	20000	NE	500000	NS	NS	NS	NS	NS	NS	< 7.4 U	NS	NS	NS	NS	NS	NS	NS
Chloroethane	ug/kg	NE	NE	NE	130000	NS	NS	NS	NS	NS	NS	< 14.7 UJ	NS	NS	NS	NS	NS	NS	NS
cis-1,2-Dichloroethylene	ug/kg	**1400**	**14000**	NE	500000	NS	NS	NS	NS	NS	NS	< 7.4 UJ	NS	NS	NS	NS	NS	NS	NS
Ethyl ether	ug/kg	NE	NE	NE	NE	NS	NS	NS	NS	NS	NS	< 7.4 UJ	NS	NS	NS	NS	NS	NS	NS
Ethylbenzene	ug/kg	**10100**	**10100**	NE	500000	NS	NS	NS	NS	NS	NS	< 7.4 U	NS	NS	NS	NS	NS	NS	NS
Isopropylbenzene	ug/kg	NE	NE	NE	500000	NS	NS	NS	NS	NS	NS	< 7.4 U	NS	NS	NS	NS	NS	NS	NS
m,p-Xylenes	ug/kg	NE	**19500**	NE	NE	NS	NS	NS	NS	NS	NS	< 14.7 U	NS	NS	NS	NS	NS	NS	NS
Methyl Isobutyl Ketone	ug/kg	7000	14000	NE	500000	NS	NS	NS	NS	NS	NS	< 73.6 U	NS	NS	NS	NS	NS	NS	NS
Naphthalene	ug/kg	**5600**	56000	NE	1000000	NS	NS	NS	NS	NS	NS	**10.0 J**	NS	NS	NS	NS	NS	NS	NS
n-Butylbenzene	ug/kg	NE	NE	NE	500000	NS	NS	NS	NS	NS	NS	< 7.4 U	NS	NS	NS	NS	NS	NS	NS
n-Propylbenzene	ug/kg	NE	NE	NE	500000	NS	NS	NS	NS	NS	NS	< 7.4 U	NS	NS	NS	NS	NS	NS	NS
o-Xylene	ug/kg	NE	**19500**	NE	NE	NS	NS	NS	NS	NS	NS	< 7.4 U	NS	NS	NS	NS	NS	NS	NS
p-Isopropyltoluene	ug/kg	NE	NE	NE	500000	NS	NS	NS	NS	NS	NS	< 7.4 U	NS	NS	NS	NS	NS	NS	NS
sec-Butylbenzene	ug/kg	NE	NE	NE	500000	NS	NS	NS	NS	NS	NS	< 7.4 U	NS	NS	NS	NS	NS	NS	NS
Styrene	ug/kg	2000	20000	NE	500000	NS	NS	NS	NS	NS	NS	< 7.4 U	NS	NS	NS	NS	NS	NS	NS
tert-butylbenzene	ug/kg	NE	NE	NE	500000	NS	NS	NS	NS	NS	NS	< 7.4 U	NS	NS	NS	NS	NS	NS	NS
Tetrachloroethylene	ug/kg	**100**	1000	NE	12000	NS	NS	NS	NS	NS	NS	< 7.4 UJ	NS	NS	NS	NS	NS	NS	NS
Toluene	ug/kg	20000	67000	NE	500000	NS	NS	NS	NS	NS	NS	< 7.4 U	NS	NS	NS	NS	NS	NS	NS
Total Xylenes	ug/kg	**19500**	**19500**	NE	NE	NS	NS	NS	NS	NS	NS	< 14.7 U	NS	NS	NS	NS	NS	NS	NS
trans-1,2-Dichloroethylene	ug/kg	**2000**	20000	NE	500000	NS	NS	NS	NS	NS	NS	< 7.4 UJ	NS	NS	NS	NS	NS	NS	NS
Trichloroethene	ug/kg	**100**	**1000**	NE	56000	NS	NS	NS	NS	NS	NS	< 7.4 U	NS	NS	NS	NS	NS	NS	NS
Vinyl chloride	ug/kg	**40**	**400**	NE	**320**	NS	NS	NS	NS	NS	NS	< 7.4 UJ	NS	NS	NS	NS	NS	NS	NS
VOCs-SPLP																			
Total VOC-SPLP	ug/l	NE	NE	NE	NE	NS	NS	NS	NS	NS	NS	NS	NS	NS	NS	NS	NS	NS	NS
SVOC-SIMs																			
Benzo(a)pyrene	ug/kg	1000	1000	NE	1000	NS	NS	NS	NS	NS	NS	NS	NS	NS	NS	NS	NS	NS	NS
Benzo(b)fluoranthene	ug/kg	1000	1000	NE	1000	NS	NS	NS	NS	NS	NS	NS	NS	NS	NS	NS	NS	NS	NS
Fluoranthene	ug/kg	5600	56000	NE	1000000	NS	NS	NS	NS	NS	NS	NS	NS	NS	NS	NS	NS	NS	NS
Pyrene	ug/kg	4000	40000	NE	1000000	NS	NS	NS	NS	NS	NS	NS	NS	NS	NS	NS	NS	NS	NS
SVOCs																			
1-Methylnaphthalene	ug/kg	*200*	*1000*	NE	*21000*	NS	NS	NS	NS	NS	NS	< 399 U	NS	NS	NS	NS	NS	NS	NS
2-Methylnaphthalene	ug/kg	*560*	*5600*	NE	*270000*	NS	NS	NS	NS	NS	NS	< 399 U	NS	NS	NS	NS	NS	NS	NS
Acenaphthene	ug/kg	*8400*	*84000*	NE	*1000000*	NS	NS	NS	NS	NS	NS	< 399 U	NS	NS	NS	NS	NS	NS	NS
Acenaphthylene	ug/kg	8400	84000	NE	1000000	NS	NS	NS	NS	NS	NS	< 399 UJ	NS	NS	NS	NS	NS	NS	NS
Anthracene	ug/kg	40000	400000	NE	1000000	NS	NS	NS	NS	NS	NS	< 399 U	NS	NS	NS	NS	NS	NS	NS
Benzo(a)anthracene	ug/kg	**1000**	**1000**	NE	**1000**	NS	NS	NS	NS	NS	NS	< 399 U	NS	NS	NS	NS	NS	NS	NS
Benzo(a)pyrene	ug/kg	**1000**	**1000**	NE	**1000**	NS	NS	NS	NS	NS	NS	< 399 U	NS	NS	NS	NS	NS	NS	NS
Benzo(b)fluoranthene	ug/kg	**1000**	**1000**	NE	**1000**	NS	NS	NS	NS	NS	NS	< 399 U	NS	NS	NS	NS	NS	NS	NS
Benzo(g,h,i)perylene	ug/kg	*1000*	*1000*	NE	*8400*	NS	NS	NS	NS	NS	NS	< 399 UJ	NS	NS	NS	NS	NS	NS	NS
Benzo(k)fluoranthene	ug/kg	**1000**	**1000**	NE	**8400**	NS	NS	NS	NS	NS	NS	< 399 U	NS	NS	NS	NS	NS	NS	NS
Bis(2-ethylhexyl)phthalate	ug/kg	**1000**	11000	NE	44000	NS	NS	NS	NS	NS	NS	< 399 U	NS	NS	NS	NS	NS	NS	NS
Chrysene	ug/kg	*1000*	*1000*	NE	*84000*	NS	NS	NS	NS	NS	NS	< 399 U	NS	NS	NS	NS	NS	NS	NS
Dibenzo(a,h)anthracene	ug/kg	*1000*	*1000*	NE	***1000***	NS	NS	NS	NS	NS	NS	< 399 U	NS	NS	NS	NS	NS	NS	NS
Fluoranthene	ug/kg	**5600**	56000	NE	1000000	NS	NS	NS	NS	NS	NS	< 399 UJ	NS	NS	NS	NS	NS	NS	NS
Fluorene	ug/kg	**5600**	56000	NE	1000000	NS	NS	NS	NS	NS	NS	< 399 U	NS	NS	NS	NS	NS	NS	NS
Indeno(1,2,3-cd)pyrene	ug/kg	*1000*	*1000*	NE	***1000***	NS	NS	NS	NS	NS	NS	< 399 U	NS	NS	NS	NS	NS	NS	NS
Naphthalene	ug/kg	**5600**	56000	NE	1000000	NS	NS	NS	NS	NS	NS	< 399 U	NS	NS	NS	NS	NS	NS	NS
Phenanthrene	ug/kg	**4000**	40000	NE	1000000	NS	NS	NS	NS	NS	NS	< 399 U	NS	NS	NS	NS	NS	NS	NS
Pyrene	ug/kg	**4000**	40000	NE	1000000	NS	NS	NS	NS	NS	NS	< 399 U	NS	NS	NS	NS	NS	NS	NS
SVOCs-SPLP																			
1-Methylnaphthalene	ug/l	NE	NE	*50*	NE	NS	NS	NS	NS	NS	NS	NS	NS	NS	NS	NS	NS	NS	NS
2-Methylnaphthalene	ug/l	NE	NE	*280*	NE	NS	NS	NS	NS	NS	NS	NS	NS	NS	NS	NS	NS	NS	NS
Acenaphthene	ug/l	NE	NE	*4200*	NE	NS	NS	NS	NS	NS	NS	NS	NS	NS	NS	NS	NS	NS	NS
Anthracene	ug/l	NE	NE	20000	NE	NS	NS	NS	NS	NS	NS	NS	NS	NS	NS	NS	NS	NS	NS
Benzo(a)anthracene	ug/l	NE	NE	0.6	NE	NS	NS	NS	NS	NS	NS	NS	NS	NS	NS	NS	NS	NS	NS
Fluoranthene	ug/l	NE	NE	2800	NE	NS	NS	NS	NS	NS	NS	NS	NS	NS	NS	NS	NS	NS	NS
Fluorene	ug/l	NE	NE	2800	NE	NS	NS	NS	NS	NS	NS	NS	NS	NS	NS	NS	NS	NS	NS
Naphthalene	ug/l	NE	NE	2800	NE	NS	NS	NS	NS	NS	NS	NS	NS	NS	NS	NS	NS	NS	NS
Phenanthrene	ug/l	NE	NE	2000	NE	NS	NS	NS	NS	NS	NS	NS	NS	NS	NS	NS	NS	NS	NS
Pyrene	ug/l	NE	NE	2000	NE	NS	NS	NS	NS	NS	NS	NS	NS	NS	NS	NS	NS	NS	NS

Table 2
AOC 1 Non-PCB Soil Analytical Data
EC Application

Greenwich High School
10 Hillside Road
Greenwich, CT

Location ID						AT19-SB900	AU18-SS167	AV17-SB250	AV17-SB250	AV17-SB250	AV17-SB250	AV17-SB250	AV18-SS166	AW19-SB803	AW19-SB803	AW19-SB803	AX21-SB800	AX21-SB800	AX21-SB800
Depth Interval						7 - 8 ft	0 - 0.25 ft	0.5 - 1 ft	10 - 11 ft	13 - 14 ft	3.5 - 4.5 ft	5 - 7 ft	0 - 0.25 ft	1 - 2 ft	12 - 13 ft	7 - 8 ft	1 - 2 ft	11 - 12 ft	11 - 12 ft
Sample ID	Unit	2013 GA PMC	2013 GB PMC	GWPC x 10	2013 RES DEC	AT19-SB900 (7-8)	AU18 SS167 0-3	AV17-SB250(0.5-1)-	AV17-SB250(10-11)-	AV17-SB250(13-14)-	AV17-SB250(3.5-4.5)-	AV17-SB250(5-7)-1	AV18 SS166 0-3	AW19-SB803 (1-2)-	AW19-SB803 (12-13)	AW19-SB803 (7-8)-	AX21-SB800 (1-2)-1	AX21-SB800 (11-12)-	AX21-SB800 (11-12)-
Sample Date						12/30/2019	8/11/2011	12/29/2011	12/29/2011	12/29/2011	12/29/2011	12/29/2011	8/11/2011	11/13/2019	11/13/2019	11/13/2019	11/13/2019	11/14/2019	11/14/2019
SDG						19L1151	SB33302	SB41766	SB41766	SB41766	SB41766	SB41766	SB33302	19K0759	19K0759	19K0759	19K0759	19K0845	19K0845
Metals																			
Antimony	mg/kg	NE	NE	NE	**27**	NS	NS	NS	NS	< 5.07 UJ	< 4.63 UJ	< 5.75 UJ	NS	NS	NS	NS	NS	NS	NS
Arsenic	mg/kg	NE	NE	NE	**10**	NS	**4.92**	NS	NS	< 1.52 U	**3.42**	**6.52**	NS	NS	NS	NS	NS	NS	NS
Barium	mg/kg	NE	NE	NE	4700	NS	NS	NS	NS	**48.7 J**	**170 J**	**442 J**	NS	NS	NS	NS	NS	NS	NS
Beryllium	mg/kg	NE	NE	NE	**2**	NS	NS	NS	NS	< 0.507 U	**0.512**	**0.651**	NS	NS	NS	NS	NS	NS	NS
Cadmium	mg/kg	NE	NE	NE	**34**	NS	< 0.565 U	NS	NS	< 0.507 U	< 0.463 U	**0.940**	NS	NS	NS	NS	NS	NS	NS
Chromium	mg/kg	NE	NE	NE	NE	NS	**38.3**	NS	NS	**11.0 J**	**14.4 J**	**26.1 J**	NS	NS	NS	NS	NS	NS	NS
Copper	mg/kg	NE	NE	NE	**2500**	NS	NS	NS	NS	< 26.4 UJ	**96.3 J-**	**270 J-**	NS	NS	NS	NS	NS	NS	NS
Lead	mg/kg	NE	NE	NE	**400**	**28**	**47.8**	NS	NS	**3.02**	**28.6**	**48.3**	NS	NS	NS	**46**	NS	NS	NS
Mercury	mg/kg	NE	NE	NE	20	NS	**0.117**	NS	NS	**0.259 J**	**0.0736 J**	**0.179 J**	NS	NS	NS	NS	NS	NS	NS
Nickel	mg/kg	NE	NE	NE	**1400**	NS	NS	NS	NS	**12.4 J**	**12.0 J**	**19.0 J**	NS	NS	NS	NS	NS	NS	NS
Selenium	mg/kg	NE	NE	NE	340	NS	NS	NS	NS	< 1.52 U	< 1.39 U	< 1.73 U	NS	NS	NS	NS	NS	NS	NS
Silver	mg/kg	NE	NE	NE	340	NS	NS	NS	NS	< 1.52 U	< 1.39 U	< 1.73 U	NS	NS	NS	NS	NS	NS	NS
Thallium	mg/kg	NE	NE	NE	**5.4**	NS	NS	NS	NS	< 3.04 U	< 2.78 U	< 3.45 U	NS	NS	NS	NS	NS	NS	NS
Vanadium	mg/kg	NE	NE	NE	**470**	NS	NS	NS	NS	**14.3**	**22.2**	**32.4**	NS	NS	NS	NS	NS	NS	NS
Zinc	mg/kg	NE	NE	NE	**20000**	NS	NS	NS	NS	< 96.4 UJ	< 88.0 UJ	**242 JEB**	NS	NS	NS	NS	NS	NS	NS
Metals-SPLP																			
Antimony	ug/l	**6**	60	NE	NE	NS	NS	NS	NS	NS	NS	NS	NS	NS	NS	NS	NS	NS	NS
Arsenic	ug/l	50	500	NE	NE	NS	NS	NS	NS	NS	NS	NS	NS	NS	NS	NS	NS	NS	NS
Barium	ug/l	1000	10000	NE	NE	NS	NS	NS	NS	NS	NS	NS	NS	NS	NS	NS	NS	NS	NS
Cadmium	ug/l	**5**	**50**	NE	NE	NS	NS	NS	NS	NS	NS	NS	NS	NS	NS	NS	NS	NS	NS
Chromium	ug/l	50	500	NE	NE	NS	NS	NS	NS	NS	NS	NS	NS	NS	NS	NS	NS	NS	NS
Copper	ug/l	1300	13000	NE	NE	NS	NS	NS	NS	NS	NS	NS	NS	NS	NS	NS	NS	NS	NS
Lead	ug/l	**15**	**150**	NE	NE	< 2.5	NS	NS	NS	NS	NS	NS	NS	NS	NS	**120**	NS	NS	NS
Nickel	ug/l	100	1000	NE	NE	NS	NS	NS	NS	NS	NS	NS	NS	NS	NS	NS	NS	NS	NS
Vanadium	ug/l	50	500	NE	NE	NS	NS	NS	NS	NS	NS	NS	NS	NS	NS	NS	NS	NS	NS
Zinc	ug/l	5000	50000	NE	NE	NS	NS	NS	NS	NS	NS	NS	NS	NS	NS	NS	NS	NS	NS
Cyanide																			
Cyanide	mg/kg	NE	NE	NE	1400	NS	NS	NS	NS	NS	NS	< 1.19 UJ	NS	NS	NS	NS	NS	NS	NS
PCBs																			
Aroclor 1242	ug/kg	NE	NE	NE	NE	NS	< 23.3 U	NS	< 22.5 U	< 21.5 U	< 22.0 U	< 24.0 U	< 22.6 U	< 94	< 88	< 93	< 91	< 85	< 87
Aroclor 1248	ug/kg	NE	NE	NE	NE	NS	**80.5**	NS	< 22.5 U	< 21.5 U	< 22.0 U	< 24.0 U	**122**	< 94	< 88	< 93	< 91	< 85	< 87
Aroclor 1254	ug/kg	NE	NE	NE	NE	NS	< 23.3 U	NS	< 22.5 U	< 21.5 U	< 22.0 U	< 24.0 U	< 22.6 U	< 94	< 88	< 93	< 91	< 85	< 87
Aroclor 1260	ug/kg	NE	NE	NE	NE	NS	< 23.3 U	NS	< 22.5 U	< 21.5 U	< 22.0 U	< 24.0 U	< 22.6 U	< 94	< 88	< 93	< 91	< 85	< 87
Aroclor 1262	ug/kg	NE	NE	NE	NE	NS	< 23.3 U	NS	< 22.5 U	< 21.5 U	< 22.0 U	< 24.0 U	< 22.6 U	< 94	< 88	< 93	< 91	< 85	< 87
Total PCB Aroclors	ug/kg	**NE**	NE	NE	**1000**	NS	**80.5**	NS	< 22.5 U	< 21.5 U	< 22.0 U	< 24.0 U	**122**	< 94	< 88	< 93	< 91	< 85	< 87
PCBs-SPLP																			
Aroclor 1242	ug/l	NE	NE	NE	NE	NS	NS	NS	NS	NS	NS	NS	NS	NS	NS	NS	NS	NS	NS
Aroclor 1248	ug/l	NE	NE	NE	NE	NS	NS	NS	NS	NS	NS	NS	NS	NS	NS	NS	NS	NS	NS
Aroclor 1260	ug/l	NE	NE	NE	NE	NS	NS	NS	NS	NS	NS	NS	NS	NS	NS	NS	NS	NS	NS
Total PCB Aroclors	ug/l	**0.5**	**5**	NE	NE	NS	NS	NS	NS	NS	NS	NS	NS	NS	NS	NS	NS	NS	NS
Pesticides																			
4,4-DDD (p,p)	ug/kg	NE	NE	NE	NE	NS	NS	< 9.31 U	NS	NS	NS	NS	< 9.69 U	NS	NS	NS	NS	NS	NS
4,4-DDE (p,p)	ug/kg	NE	NE	NE	NE	NS	NS	**7.59**	NS	NS	NS	NS	**14.9**	NS	NS	NS	NS	NS	NS
4,4-DDT (p,p)	ug/kg	NE	NE	NE	1800	NS	NS	< 9.31 U	NS	NS	NS	NS	**22.8**	NS	NS	NS	NS	NS	NS
alpha-Chlordane	ug/kg	NE	NE	NE	NE	NS	NS	**6.51 J**	NS	NS	NS	NS	**16.3 J**	NS	NS	NS	NS	NS	NS
Chlordane	ug/kg	NE	NE	NE	**490**	NS	NS	**43.0**	NS	NS	NS	NS	**66.6**	NS	NS	NS	NS	NS	NS
Endrin	ug/kg	NE	NE	NE	20000	NS	NS	< 9.31 U	NS	NS	NS	NS	< 9.69 U	NS	NS	NS	NS	NS	NS
gamma-Chlordane	ug/kg	NE	NE	NE	NE	NS	NS	**6.24**	NS	NS	NS	NS	**8.71 J**	NS	NS	NS	NS	NS	NS
Methoxychlor	ug/kg	800	8000	NE	340000	NS	NS	< 9.31 U	NS	NS	NS	NS	< 9.69 U	NS	NS	NS	NS	NS	NS
Total DDx	ug/kg	***3***	***20***	NE	1800	NS	NS	**7.59**	NS	NS	NS	NS	**37.7**	NS	NS	NS	NS	NS	NS
Pesticides-SPLP																			
Chlordane	ug/l	NE	NE	**3**	NE	NS	NS	NS	NS	NS	NS	NS	NS	NS	NS	NS	NS	NS	NS
Herbicides																			
Total Herbicides	ug/kg	NE	NE	NE	NE	NS	NS	< 7.66 U	NS	NS	NS	NS	NS	NS	NS	NS	NS	NS	NS

Notes:
This is a summary table. Only detected analytes are shown.
<0.010 = Not detected above the laboratory reporting limit
Bold = Detected above reporting limit
Yellow highlighted cells exceed the 2013 GA PMC
Green highlighted cells exceed the 2013 GB PMC
Blue highlighted cells exceed the 2013 RES DEC
RES DEC = Residential Direct Exposure Criteria
GA PMC = Pollutant Mobility Criteria for GA classified groundwater areas
GB PMC = Pollutant Mobility Criteria for GB classified groundwater areas
GWPC = Groundwater Protection Criteria
Italicized criteria indicate that criteria value is from CTDEEP Recommended Criteria Values for Common Additional Polluting Substances and Alternative Criteria Requests (September 2018)
NE = Criteria has not been established
NS = Not sampled for this constituent
ug/kg = micrograms per kilogram
ug/l = micrograms per liter
mg/kg = milligrams per kilogram
U = The analyte was not detected above the detection limit
J+ = Result may be biased high
J-= Result may be biased low
J = Result is considered estimated
UJ = The analyte was not detected at a level greater than or equal to the adjusted DL. However, the reported adjusted DL is approximate and may be inaccurate or imprecise.

Table 2
AOC 1 Non-PCB Soil Analytical Data
EC Application

Location ID Depth Interval Sample ID Sample Date SDG	Unit	2013 GA PMC	2013 GB PMC	GWPC x 10	2013 RES DEC	AX21-SB800 6.5 - 7.5 ft X21-SB800 (6.5-7.5) 11/14/2019 19K0845	AY20-SS164 0 - 0.25 ft AY20 SS164 0-3 8/11/2011 SB33302	CENTRAL-B3 0 - 0.25 ft ENTRAL-B3 (0-0.25) 4/6/2020 20D1046	CENTRAL-B3 1 - 1.5 ft ENTRAL-B3 (1-1.5) 9/22/2020 20I1121	CENTRAL-B3 1.5 - 2 ft ENTRAL-B3 (1.5-2) 4/6/2020 20D0237	DET-1A 0 - 2 ft DET-1A-080515-1 8/5/2015 GBJ69768	DET-2B 0 - 2 ft DET-2B-080515-1 8/5/2015 GBJ69768	DET-3A 0 - 2 ft DET-3A-080515-1 8/5/2015 GBJ69768	DET-4A 0 - 2 ft DET-4A-080515-1 8/5/2015 GBJ69768	DET-5A 0 - 2 ft DET-5A-080515-1 8/5/2015 GBJ69768	DET-6A 0 - 2 ft DET-6A-080515-1 8/5/2015 GBJ69768	MB-03 0.5 - 1 ft MB-3(0.5-1)-1 8/9/2013 SB74753	MB-03 2 - 3 ft MB-3(2-3)-1 8/9/2013 SB74753	MB-04 0.5 - 1 ft MB-4(0.5-1)-1 8/9/2013 SB74753
CTETPH																			
Aliphatic Hydrocarbons (ETPH) C9-C36	mg/kg	**500**	**2500**	NE	**500**	NS	**128**	NS	**210**	NS	< 280	< 52	< 52	< 50	< 52	**80**	NS	NS	NS
Total Petroleum Hydrocarbons	mg/kg	**500**	**2500**	NE	**500**	NS	**128**	NS	NS	NS	NS	NS	NS	NS	NS	NS	NS	NS	NS
Unidentified	mg/kg	NE	NE	NE	NE	NS	**128**	NS	NS	NS	NS	NS	NS	NS	NS	NS	NS	NS	NS
CTETPH-SPLP																			
Aliphatic Hydrocarbons (ETPH) C9-C36	mg/l	NE	NE	2.5	NE	NS	NS	NS	NS	NS	NS	NS	NS	NS	NS	NS	NS	NS	NS
Total Petroleum Hydrocarbons	mg/l	NE	NE	NE	NE	NS	NS	NS	NS	NS	NS	NS	NS	NS	NS	NS	NS	NS	NS
Unidentified	mg/l	NE	NE	NE	NE	NS	NS	NS	NS	NS	NS	NS	NS	NS	NS	NS	NS	NS	NS
VOCs																			
1,1,1-Trichloroethane	ug/kg	4000	40000	NE	500000	NS	NS	NS	NS	NS	NS	NS	NS	NS	NS	NS	NS	NS	NS
1,1-Dichloroethane	ug/kg	**1400**	14000	NE	500000	NS	NS	NS	NS	NS	NS	NS	NS	NS	NS	NS	NS	NS	NS
1,2,4-Trichlorobenzene	ug/kg	NE	NE	NE	21000	NS	NS	NS	NS	NS	NS	NS	NS	NS	NS	NS	NS	NS	NS
1,2,4-Trimethylbenzene	ug/kg	NE	NE	NE	500000	NS	NS	NS	NS	NS	NS	NS	NS	NS	NS	NS	NS	NS	NS
1,2-Dichlorobenzene	ug/kg	3100	3100	NE	500000	NS	NS	NS	NS	NS	NS	NS	NS	NS	NS	NS	NS	NS	NS
1,2-Dichloroethane	ug/kg	**20**	200	NE	6700	NS	NS	NS	NS	NS	NS	NS	NS	NS	NS	NS	NS	NS	NS
1,3,5-Trimethylbenzene	ug/kg	NE	NE	NE	500000	NS	NS	NS	NS	NS	NS	NS	NS	NS	NS	NS	NS	NS	NS
1,3-Dichlorobenzene	ug/kg	12000	120000	NE	500000	NS	NS	NS	NS	NS	NS	NS	NS	NS	NS	NS	NS	NS	NS
1,4-Dichlorobenzene	ug/kg	1500	15000	NE	26000	NS	NS	NS	NS	NS	NS	NS	NS	NS	NS	NS	NS	NS	NS
2-Butanone (MEK)	ug/kg	8000	80000	NE	500000	NS	NS	NS	NS	NS	NS	NS	NS	NS	NS	NS	NS	NS	NS
Acetone	ug/kg	14000	140000	NE	500000	NS	NS	NS	NS	NS	NS	NS	NS	NS	NS	NS	NS	NS	NS
Benzene	ug/kg	**20**	**200**	NE	21000	NS	NS	NS	NS	NS	NS	NS	NS	NS	NS	NS	NS	NS	NS
Chlorobenzene	ug/kg	2000	20000	NE	500000	NS	NS	NS	NS	NS	NS	NS	NS	NS	NS	NS	NS	NS	NS
Chloroethane	ug/kg	NE	NE	NE	130000	NS	NS	NS	NS	NS	NS	NS	NS	NS	NS	NS	NS	NS	NS
cis-1,2-Dichloroethylene	ug/kg	**1400**	**14000**	NE	500000	NS	NS	NS	NS	NS	NS	NS	NS	NS	NS	NS	NS	NS	NS
Ethyl ether	ug/kg	NE	NE	NE	NE	NS	NS	NS	NS	NS	NS	NS	NS	NS	NS	NS	NS	NS	NS
Ethylbenzene	ug/kg	**10100**	**10100**	NE	500000	NS	NS	NS	NS	NS	NS	NS	NS	NS	NS	NS	NS	NS	NS
Isopropylbenzene	ug/kg	NE	NE	NE	500000	NS	NS	NS	NS	NS	NS	NS	NS	NS	NS	NS	NS	NS	NS
m,p-Xylenes	ug/kg	NE	**19500**	NE	NE	NS	NS	NS	NS	NS	NS	NS	NS	NS	NS	NS	NS	NS	NS
Methyl Isobutyl Ketone	ug/kg	7000	14000	NE	500000	NS	NS	NS	NS	NS	NS	NS	NS	NS	NS	NS	NS	NS	NS
Naphthalene	ug/kg	**5600**	56000	NE	1000000	NS	NS	NS	NS	NS	NS	NS	NS	NS	NS	NS	NS	NS	NS
n-Butylbenzene	ug/kg	NE	NE	NE	500000	NS	NS	NS	NS	NS	NS	NS	NS	NS	NS	NS	NS	NS	NS
n-Propylbenzene	ug/kg	NE	NE	NE	500000	NS	NS	NS	NS	NS	NS	NS	NS	NS	NS	NS	NS	NS	NS
o-Xylene	ug/kg	NE	**19500**	NE	NE	NS	NS	NS	NS	NS	NS	NS	NS	NS	NS	NS	NS	NS	NS
p-Isopropyltoluene	ug/kg	NE	NE	NE	500000	NS	NS	NS	NS	NS	NS	NS	NS	NS	NS	NS	NS	NS	NS
sec-Butylbenzene	ug/kg	NE	NE	NE	500000	NS	NS	NS	NS	NS	NS	NS	NS	NS	NS	NS	NS	NS	NS
Styrene	ug/kg	2000	20000	NE	500000	NS	NS	NS	NS	NS	NS	NS	NS	NS	NS	NS	NS	NS	NS
tert-butylbenzene	ug/kg	NE	NE	NE	500000	NS	NS	NS	NS	NS	NS	NS	NS	NS	NS	NS	NS	NS	NS
Tetrachloroethylene	ug/kg	**100**	1000	NE	12000	NS	NS	NS	NS	NS	NS	NS	NS	NS	NS	NS	NS	NS	NS
Toluene	ug/kg	20000	67000	NE	500000	NS	NS	NS	NS	NS	NS	NS	NS	NS	NS	NS	NS	NS	NS
Total Xylenes	ug/kg	**19500**	**19500**	NE	NE	NS	NS	NS	NS	NS	NS	NS	NS	NS	NS	NS	NS	NS	NS
trans-1,2-Dichloroethylene	ug/kg	**2000**	20000	NE	500000	NS	NS	NS	NS	NS	NS	NS	NS	NS	NS	NS	NS	NS	NS
Trichloroethene	ug/kg	**100**	**1000**	NE	56000	NS	NS	NS	NS	NS	NS	NS	NS	NS	NS	NS	NS	NS	NS
Vinyl chloride	ug/kg	**40**	**400**	NE	**320**	NS	NS	NS	NS	NS	NS	NS	NS	NS	NS	NS	NS	NS	NS
VOCs-SPLP																			
Total VOC-SPLP	ug/l	NE	NE	NE	NE	NS	NS	NS	NS	NS	NS	NS	NS	NS	NS	NS	NS	NS	NS
SVOC-SIMs																			
Benzo(a)pyrene	ug/kg	1000	1000	NE	1000	NS	NS	NS	NS	NS	NS	NS	NS	NS	NS	NS	NS	NS	NS
Benzo(b)fluoranthene	ug/kg	1000	1000	NE	1000	NS	NS	NS	NS	NS	NS	NS	NS	NS	NS	NS	NS	NS	NS
Fluoranthene	ug/kg	5600	56000	NE	1000000	NS	NS	NS	NS	NS	NS	NS	NS	NS	NS	NS	NS	NS	NS
Pyrene	ug/kg	4000	40000	NE	1000000	NS	NS	NS	NS	NS	NS	NS	NS	NS	NS	NS	NS	NS	NS
SVOCs																			
1-Methylnaphthalene	ug/kg	*200*	*1000*	NE	*21000*	NS	NS	NS	NS	NS	NS	NS	NS	NS	NS	NS	NS	NS	NS
2-Methylnaphthalene	ug/kg	*560*	*5600*	NE	*270000*	NS	NS	NS	< 200	NS	< 260	< 240	< 250	< 230	< 250	< 320	NS	NS	NS
Acenaphthene	ug/kg	*8400*	*84000*	NE	*1000000*	NS	NS	NS	< 200	NS	< 260	< 240	< 250	< 230	< 250	< 320	NS	NS	NS
Acenaphthylene	ug/kg	8400	84000	NE	1000000	NS	NS	NS	< 200	NS	< 260	< 240	< 250	< 230	< 250	< 320	NS	NS	NS
Anthracene	ug/kg	40000	400000	NE	1000000	NS	NS	NS	< 200	NS	< 260	< 240	< 250	< 230	< 250	< 320	NS	NS	NS
Benzo(a)anthracene	ug/kg	**1000**	**1000**	NE	**1000**	NS	NS	NS	< 200	NS	< 260	< 240	< 250	< 230	< 250	< 320	NS	NS	NS
Benzo(a)pyrene	ug/kg	**1000**	**1000**	NE	**1000**	NS	NS	NS	< 200	NS	< 260	< 240	< 250	< 230	< 250	< 320	NS	NS	NS
Benzo(b)fluoranthene	ug/kg	**1000**	**1000**	NE	**1000**	NS	NS	NS	< 200	NS	< 260	< 240	< 250	< 230	< 250	< 320	NS	NS	NS
Benzo(g,h,i)perylene	ug/kg	*1000*	*1000*	NE	*8400*	NS	NS	NS	< 200	NS	< 260	< 240	< 250	< 230	< 250	< 320	NS	NS	NS
Benzo(k)fluoranthene	ug/kg	**1000**	**1000**	NE	**8400**	NS	NS	NS	< 200	NS	< 260	< 240	< 250	< 230	< 250	< 320	NS	NS	NS
Bis(2-ethylhexyl)phthalate	ug/kg	**1000**	11000	NE	44000	NS	NS	NS	NS	NS	NS	NS	NS	NS	NS	NS	NS	NS	NS
Chrysene	ug/kg	*1000*	*1000*	NE	*84000*	NS	NS	NS	< 200	NS	< 260	< 240	< 250	< 230	< 250	< 320	NS	NS	NS
Dibenzo(a,h)anthracene	ug/kg	*1000*	*1000*	NE	***1000***	NS	NS	NS	< 200	NS	< 260	< 240	< 250	< 230	< 250	< 320	NS	NS	NS
Fluoranthene	ug/kg	**5600**	56000	NE	1000000	NS	NS	NS	< 200	NS	< 260	< 240	**300**	**310**	< 250	< 320	NS	NS	NS
Fluorene	ug/kg	**5600**	56000	NE	1000000	NS	NS	NS	< 200	NS	< 260	< 240	< 250	< 230	< 250	< 320	NS	NS	NS
Indeno(1,2,3-cd)pyrene	ug/kg	*1000*	*1000*	NE	***1000***	NS	NS	NS	< 200	NS	< 260	< 240	< 250	< 230	< 250	< 320	NS	NS	NS
Naphthalene	ug/kg	**5600**	56000	NE	1000000	NS	NS	NS	< 200	NS	< 260	< 240	< 250	< 230	< 250	< 320	NS	NS	NS
Phenanthrene	ug/kg	**4000**	40000	NE	1000000	NS	NS	NS	< 200	NS	< 260	< 240	< 250	< 230	< 250	< 320	NS	NS	NS
Pyrene	ug/kg	**4000**	40000	NE	1000000	NS	NS	NS	< 200	NS	< 260	< 240	**270**	**310**	< 250	< 320	NS	NS	NS
SVOCs-SPLP																			
1-Methylnaphthalene	ug/l	NE	NE	*50*	NE	NS	NS	NS	NS	NS	NS	NS	NS	NS	NS	NS	NS	NS	NS
2-Methylnaphthalene	ug/l	NE	NE	*280*	NE	NS	NS	NS	NS	NS	NS	NS	NS	NS	NS	NS	NS	NS	NS
Acenaphthene	ug/l	NE	NE	*4200*	NE	NS	NS	NS	NS	NS	NS	NS	NS	NS	NS	NS	NS	NS	NS
Anthracene	ug/l	NE	NE	20000	NE	NS	NS	NS	NS	NS	NS	NS	NS	NS	NS	NS	NS	NS	NS
Benzo(a)anthracene	ug/l	NE	NE	0.6	NE	NS	NS	NS	NS	NS	NS	NS	NS	NS	NS	NS	NS	NS	NS
Fluoranthene	ug/l	NE	NE	2800	NE	NS	NS	NS	NS	NS	NS	NS	NS	NS	NS	NS	NS	NS	NS
Fluorene	ug/l	NE	NE	2800	NE	NS	NS	NS	NS	NS	NS	NS	NS	NS	NS	NS	NS	NS	NS
Naphthalene	ug/l	NE	NE	2800	NE	NS	NS	NS	NS	NS	NS	NS	NS	NS	NS	NS	NS	NS	NS
Phenanthrene	ug/l	NE	NE	2000	NE	NS	NS	NS	NS	NS	NS	NS	NS	NS	NS	NS	NS	NS	NS
Pyrene	ug/l	NE	NE	2000	NE	NS	NS	NS	NS	NS	NS	NS	NS	NS	NS	NS	NS	NS	NS

Table 2
AOC 1 Non-PCB Soil Analytical Data
EC Application

Greenwich High School
10 Hillside Road
Greenwich, CT

Location ID Depth Interval Sample ID Sample Date SDG	Unit	2013 GA PMC	2013 GB PMC	GWPC x 10	2013 RES DEC	AX21-SB800 6.5 - 7.5 ft X21-SB800 (6.5-7.5) 11/14/2019 19K0845	AY20-SS164 0 - 0.25 ft AY20 SS164 0-3 8/11/2011 SB33302	CENTRAL-B3 0 - 0.25 ft ENTRAL-B3 (0-0.25) 4/6/2020 20D1046	CENTRAL-B3 1 - 1.5 ft ENTRAL-B3 (1-1.5) 9/22/2020 20I1121	CENTRAL-B3 1.5 - 2 ft ENTRAL-B3 (1.5-2) 4/6/2020 20D0237	DET-1A 0 - 2 ft DET-1A-080515-1 8/5/2015 GBJ69768	DET-2B 0 - 2 ft DET-2B-080515-1 8/5/2015 GBJ69768	DET-3A 0 - 2 ft DET-3A-080515-1 8/5/2015 GBJ69768	DET-4A 0 - 2 ft DET-4A-080515-1 8/5/2015 GBJ69768	DET-5A 0 - 2 ft DET-5A-080515-1 8/5/2015 GBJ69768	DET-6A 0 - 2 ft DET-6A-080515-1 8/5/2015 GBJ69768	MB-03 0.5 - 1 ft MB-3(0.5-1)-1 8/9/2013 SB74753	MB-03 2 - 3 ft MB-3(2-3)-1 8/9/2013 SB74753	MB-04 0.5 - 1 ft MB-4(0.5-1)-1 8/9/2013 SB74753
Metals																			
Antimony	mg/kg	NE	NE	NE	**27**	NS	NS	NS	NS	NS	NS	NS	NS	NS	NS	NS	NS	NS	NS
Arsenic	mg/kg	NE	NE	NE	**10**	NS	NS	NS	NS	NS	**6.5**	**5.8**	**7.5**	**9.6**	**6.6**	**7.2**	**4.56**	**4.02**	**2.20**
Barium	mg/kg	NE	NE	NE	4700	NS	NS	NS	NS	NS	NS	NS	NS	NS	NS	NS	NS	NS	NS
Beryllium	mg/kg	NE	NE	NE	**2**	NS	NS	NS	NS	NS	NS	NS	NS	NS	NS	NS	NS	NS	NS
Cadmium	mg/kg	NE	NE	NE	**34**	NS	NS	NS	NS	NS	NS	NS	NS	NS	NS	NS	NS	NS	NS
Chromium	mg/kg	NE	NE	NE	NE	NS	NS	NS	NS	NS	NS	NS	NS	NS	NS	NS	NS	NS	NS
Copper	mg/kg	NE	NE	NE	**2500**	NS	NS	NS	NS	NS	NS	NS	NS	NS	NS	NS	NS	NS	NS
Lead	mg/kg	NE	NE	NE	**400**	**150**	NS	NS	NS	NS	**48.4**	**39.7**	**57.1**	**61.7**	**46.0**	**63.7**	**12.3**	**20.5**	**28.9**
Mercury	mg/kg	NE	NE	NE	20	NS	NS	NS	NS	NS	NS	NS	NS	NS	NS	NS	NS	NS	NS
Nickel	mg/kg	NE	NE	NE	**1400**	NS	NS	NS	NS	NS	NS	NS	NS	NS	NS	NS	NS	NS	NS
Selenium	mg/kg	NE	NE	NE	340	NS	NS	NS	NS	NS	NS	NS	NS	NS	NS	NS	NS	NS	NS
Silver	mg/kg	NE	NE	NE	340	NS	NS	NS	NS	NS	NS	NS	NS	NS	NS	NS	NS	NS	NS
Thallium	mg/kg	NE	NE	NE	**5.4**	NS	NS	NS	NS	NS	NS	NS	NS	NS	NS	NS	NS	NS	NS
Vanadium	mg/kg	NE	NE	NE	**470**	NS	NS	NS	NS	NS	NS	NS	NS	NS	NS	NS	NS	NS	NS
Zinc	mg/kg	NE	NE	NE	**20000**	NS	NS	NS	NS	NS	NS	NS	NS	NS	NS	NS	NS	NS	NS
Metals-SPLP																			
Antimony	ug/l	**6**	60	NE	NE	NS	NS	NS	NS	NS	NS	NS	NS	NS	NS	NS	NS	NS	NS
Arsenic	ug/l	50	500	NE	NE	NS	NS	NS	NS	NS	NS	NS	NS	NS	NS	NS	NS	NS	NS
Barium	ug/l	1000	10000	NE	NE	NS	NS	NS	NS	NS	NS	NS	NS	NS	NS	NS	NS	NS	NS
Cadmium	ug/l	**5**	**50**	NE	NE	NS	NS	NS	NS	NS	NS	NS	NS	NS	NS	NS	NS	NS	NS
Chromium	ug/l	50	500	NE	NE	NS	NS	NS	NS	NS	NS	NS	NS	NS	NS	NS	NS	NS	NS
Copper	ug/l	1300	13000	NE	NE	NS	NS	NS	NS	NS	NS	NS	NS	NS	NS	NS	NS	NS	NS
Lead	ug/l	**15**	**150**	NE	NE	**460**	NS	NS	NS	NS	NS	NS	NS	NS	NS	NS	NS	NS	NS
Nickel	ug/l	100	1000	NE	NE	NS	NS	NS	NS	NS	NS	NS	NS	NS	NS	NS	NS	NS	NS
Vanadium	ug/l	50	500	NE	NE	NS	NS	NS	NS	NS	NS	NS	NS	NS	NS	NS	NS	NS	NS
Zinc	ug/l	5000	50000	NE	NE	NS	NS	NS	NS	NS	NS	NS	NS	NS	NS	NS	NS	NS	NS
Cyanide																			
Cyanide	mg/kg	NE	NE	NE	1400	NS	NS	NS	NS	NS	NS	NS	NS	NS	NS	NS	NS	NS	NS
PCBs																			
Aroclor 1242	ug/kg	NE	NE	NE	NE	< 99	< 22.7 U	< 91	NS	< 89	< 380	< 350	< 350	< 340	< 350	< 460	< 19.7	< 202	< 21.2
Aroclor 1248	ug/kg	NE	NE	NE	NE	< 99	< 22.7 U	< 91	NS	**100**	< 380	< 350	< 350	< 340	< 350	< 460	< 19.7	< 202	< 21.2
Aroclor 1254	ug/kg	NE	NE	NE	NE	< 99	< 22.7 U	< 91	NS	< 89	< 380	< 350	< 350	< 340	< 350	< 460	< 19.7	< 20.2	< 21.2
Aroclor 1260	ug/kg	NE	NE	NE	NE	**270**	< 22.7 U	< 91	NS	< 89	< 380	< 350	< 350	< 340	< 350	< 460	< 19.7	< 20.2	< 21.2
Aroclor 1262	ug/kg	NE	NE	NE	NE	< 99	< 22.7 U	< 91	NS	< 89	< 380	< 350	< 350	< 340	< 350	< 460	< 19.7	< 20.2	< 21.2
Total PCB Aroclors	ug/kg	**NE**	NE	NE	**1000**	**270**	< 22.7 U	< 91	NS	**100**	< 380	< 350	< 350	< 340	< 350	< 460	< 19.7	< 20.2	< 21.2
PCBs-SPLP																			
Aroclor 1242	ug/l	NE	NE	NE	NE	NS	NS	NS	NS	NS	NS	NS	NS	NS	NS	NS	NS	NS	NS
Aroclor 1248	ug/l	NE	NE	NE	NE	NS	NS	NS	NS	NS	NS	NS	NS	NS	NS	NS	NS	NS	NS
Aroclor 1260	ug/l	NE	NE	NE	NE	NS	NS	NS	NS	NS	NS	NS	NS	NS	NS	NS	NS	NS	NS
Total PCB Aroclors	ug/l	**0.5**	**5**	NE	NE	NS	NS	NS	NS	NS	NS	NS	NS	NS	NS	NS	NS	NS	NS
Pesticides																			
4,4-DDD (p,p)	ug/kg	NE	NE	NE	NE	NS	< 9.87 U	NS	NS	NS	NS	NS	NS	NS	NS	NS	NS	NS	NS
4,4-DDE (p,p)	ug/kg	NE	NE	NE	NE	NS	**10.9**	NS	NS	NS	NS	NS	NS	NS	NS	NS	NS	NS	NS
4,4-DDT (p,p)	ug/kg	NE	NE	NE	1800	NS	< 9.87 U	NS	NS	NS	NS	NS	NS	NS	NS	NS	NS	NS	NS
alpha-Chlordane	ug/kg	NE	NE	NE	NE	NS	**6.91 J**	NS	NS	NS	NS	NS	NS	NS	NS	NS	NS	NS	NS
Chlordane	ug/kg	NE	NE	NE	**490**	NS	**52.3**	NS	NS	NS	NS	NS	NS	NS	NS	NS	NS	NS	NS
Endrin	ug/kg	NE	NE	NE	20000	NS	< 9.87 U	NS	NS	NS	NS	NS	NS	NS	NS	NS	NS	NS	NS
gamma-Chlordane	ug/kg	NE	NE	NE	NE	NS	**11.5**	NS	NS	NS	NS	NS	NS	NS	NS	NS	NS	NS	NS
Methoxychlor	ug/kg	800	8000	NE	340000	NS	< 9.87 U	NS	NS	NS	NS	NS	NS	NS	NS	NS	NS	NS	NS
Total DDx	ug/kg	***3***	***20***	NE	1800	NS	**10.9**	NS	NS	NS	NS	NS	NS	NS	NS	NS	NS	NS	NS
Pesticides-SPLP																			
Chlordane	ug/l	NE	NE	**3**	NE	NS	NS	NS	NS	NS	NS	NS	NS	NS	NS	NS	NS	NS	NS
Herbicides																			
Total Herbicides	ug/kg	NE	NE	NE	NE	NS	NS	NS	NS	NS	NS	NS	NS	NS	NS	NS	NS	NS	NS

Notes:
This is a summary table. Only detected analytes are shown.
<0.010 = Not detected above the laboratory reporting limit
Bold = Detected above reporting limit
Yellow highlighted cells exceed the 2013 GA PMC
Green highlighted cells exceed the 2013 GB PMC
Blue highlighted cells exceed the 2013 RES DEC
RES DEC = Residential Direct Exposure Criteria
GA PMC = Pollutant Mobility Criteria for GA classified groundwater areas
GB PMC = Pollutant Mobility Criteria for GB classified groundwater areas
GWPC = Groundwater Protection Criteria
Italicized criteria indicate that criteria value is from CTDEEP Recommended Criteria Values for Common Additional Polluting Substances and Alternative Criteria Requests (September 2018)
NE = Criteria has not been established
NS = Not sampled for this constituent
ug/kg = micrograms per kilogram
ug/l = micrograms per liter
mg/kg = milligrams per kilogram
U = The analyte was not detected above the detection limit
J+ = Result may be biased high
J-= Result may be biased low
J = Result is considered estimated
UJ = The analyte was not detected at a level greater than or equal to the adjusted DL. However, the reported adjusted DL is approximate and may be inaccurate or imprecise.

Table 2
AOC 1 Non-PCB Soil Analytical Data
EC Application

Greenwich High School
10 Hillside Road
Greenwich, CT

Location ID Depth Interval Sample ID Sample Date SDG	Unit	2013 GA PMC	2013 GB PMC	GWPC x 10	2013 RES DEC	MB-04 3 - 4 ft MB-4(3-4)-1 8/9/2013 SB74753	MB-05 0.5 - 1 ft MB-5(0.5-1)-1 8/9/2013 SB74753	MB-05 3 - 4 ft MB-5(3-4)-1 8/9/2013 SB74753	MB-06 0 - 0.5 ft MB-6(0-0.5)-1 8/9/2013 SB74753	MB-06 4 - 5 ft MB-6(4-5)-1 8/9/2013 SB74753	MB-07 0 - 0.5 ft MB-7(0-0.5)-1 8/9/2013 SB74753	MB-07 4 - 5 ft MB-7(4-5)-1 8/9/2013 SB74753	MB-08 0.5 - 1 ft MB-8(0.5-1)-1 8/9/2013 SB74753	MB-08 3 - 4 ft MB-8(3-4)-1 8/9/2013 SB74753	MB-09 0.5 - 1 ft MB-9(0.5-1)-1 8/9/2013 SB74753	MB-09 3 - 4 ft MB-9(3-4)-1 8/9/2013 SB74753	MB-10 0.5 - 1 ft MB-10(0.5-1)-1 8/9/2013 SB74753	MB-10 2 - 3 ft MB-10(2-3)-1 8/9/2013 SB74753	MB-11 0 - 0.5 ft MB-11(0-0.5)-1 8/9/2013 SB74753
CTETPH																			
Aliphatic Hydrocarbons (ETPH) C9-C36	mg/kg	**500**	**2500**	NE	**500**	NS	NS	< 33.3	NS	NS	NS	NS	NS	NS	NS	< 29.5	NS	NS	NS
Total Petroleum Hydrocarbons	mg/kg	**500**	**2500**	NE	**500**	NS	NS	< 33.3	NS	NS	NS	NS	NS	NS	NS	< 29.5	NS	NS	NS
Unidentified	mg/kg	NE	NE	NE	NE	NS	NS	< 33.3	NS	NS	NS	NS	NS	NS	NS	< 29.5	NS	NS	NS
CTETPH-SPLP																			
Aliphatic Hydrocarbons (ETPH) C9-C36	mg/l	NE	NE	2.5	NE	NS	NS	NS	NS	NS	NS	NS	NS	NS	NS	NS	NS	NS	NS
Total Petroleum Hydrocarbons	mg/l	NE	NE	NE	NE	NS	NS	NS	NS	NS	NS	NS	NS	NS	NS	NS	NS	NS	NS
Unidentified	mg/l	NE	NE	NE	NE	NS	NS	NS	NS	NS	NS	NS	NS	NS	NS	NS	NS	NS	NS
VOCs																			
1,1,1-Trichloroethane	ug/kg	4000	40000	NE	500000	NS	NS	NS	NS	NS	NS	NS	NS	NS	NS	NS	NS	NS	NS
1,1-Dichloroethane	ug/kg	**1400**	14000	NE	500000	NS	NS	NS	NS	NS	NS	NS	NS	NS	NS	NS	NS	NS	NS
1,2,4-Trichlorobenzene	ug/kg	NE	NE	NE	21000	NS	NS	NS	NS	NS	NS	NS	NS	NS	NS	NS	NS	NS	NS
1,2,4-Trimethylbenzene	ug/kg	NE	NE	NE	500000	NS	NS	NS	NS	NS	NS	NS	NS	NS	NS	NS	NS	NS	NS
1,2-Dichlorobenzene	ug/kg	3100	3100	NE	500000	NS	NS	NS	NS	NS	NS	NS	NS	NS	NS	NS	NS	NS	NS
1,2-Dichloroethane	ug/kg	**20**	200	NE	6700	NS	NS	NS	NS	NS	NS	NS	NS	NS	NS	NS	NS	NS	NS
1,3,5-Trimethylbenzene	ug/kg	NE	NE	NE	500000	NS	NS	NS	NS	NS	NS	NS	NS	NS	NS	NS	NS	NS	NS
1,3-Dichlorobenzene	ug/kg	12000	120000	NE	500000	NS	NS	NS	NS	NS	NS	NS	NS	NS	NS	NS	NS	NS	NS
1,4-Dichlorobenzene	ug/kg	1500	15000	NE	26000	NS	NS	NS	NS	NS	NS	NS	NS	NS	NS	NS	NS	NS	NS
2-Butanone (MEK)	ug/kg	8000	80000	NE	500000	NS	NS	NS	NS	NS	NS	NS	NS	NS	NS	NS	NS	NS	NS
Acetone	ug/kg	14000	140000	NE	500000	NS	NS	NS	NS	NS	NS	NS	NS	NS	NS	NS	NS	NS	NS
Benzene	ug/kg	**20**	**200**	NE	21000	NS	NS	NS	NS	NS	NS	NS	NS	NS	NS	NS	NS	NS	NS
Chlorobenzene	ug/kg	2000	20000	NE	500000	NS	NS	NS	NS	NS	NS	NS	NS	NS	NS	NS	NS	NS	NS
Chloroethane	ug/kg	NE	NE	NE	130000	NS	NS	NS	NS	NS	NS	NS	NS	NS	NS	NS	NS	NS	NS
cis-1,2-Dichloroethylene	ug/kg	**1400**	**14000**	NE	500000	NS	NS	NS	NS	NS	NS	NS	NS	NS	NS	NS	NS	NS	NS
Ethyl ether	ug/kg	NE	NE	NE	NE	NS	NS	NS	NS	NS	NS	NS	NS	NS	NS	NS	NS	NS	NS
Ethylbenzene	ug/kg	**10100**	**10100**	NE	500000	NS	NS	NS	NS	NS	NS	NS	NS	NS	NS	NS	NS	NS	NS
Isopropylbenzene	ug/kg	NE	NE	NE	500000	NS	NS	NS	NS	NS	NS	NS	NS	NS	NS	NS	NS	NS	NS
m,p-Xylenes	ug/kg	NE	**19500**	NE	NE	NS	NS	NS	NS	NS	NS	NS	NS	NS	NS	NS	NS	NS	NS
Methyl Isobutyl Ketone	ug/kg	7000	14000	NE	500000	NS	NS	NS	NS	NS	NS	NS	NS	NS	NS	NS	NS	NS	NS
Naphthalene	ug/kg	**5600**	56000	NE	1000000	NS	NS	NS	NS	NS	NS	NS	NS	NS	NS	NS	NS	NS	NS
n-Butylbenzene	ug/kg	NE	NE	NE	500000	NS	NS	NS	NS	NS	NS	NS	NS	NS	NS	NS	NS	NS	NS
n-Propylbenzene	ug/kg	NE	NE	NE	500000	NS	NS	NS	NS	NS	NS	NS	NS	NS	NS	NS	NS	NS	NS
o-Xylene	ug/kg	NE	**19500**	NE	NE	NS	NS	NS	NS	NS	NS	NS	NS	NS	NS	NS	NS	NS	NS
p-Isopropyltoluene	ug/kg	NE	NE	NE	500000	NS	NS	NS	NS	NS	NS	NS	NS	NS	NS	NS	NS	NS	NS
sec-Butylbenzene	ug/kg	NE	NE	NE	500000	NS	NS	NS	NS	NS	NS	NS	NS	NS	NS	NS	NS	NS	NS
Styrene	ug/kg	2000	20000	NE	500000	NS	NS	NS	NS	NS	NS	NS	NS	NS	NS	NS	NS	NS	NS
tert-butylbenzene	ug/kg	NE	NE	NE	500000	NS	NS	NS	NS	NS	NS	NS	NS	NS	NS	NS	NS	NS	NS
Tetrachloroethylene	ug/kg	**100**	1000	NE	12000	NS	NS	NS	NS	NS	NS	NS	NS	NS	NS	NS	NS	NS	NS
Toluene	ug/kg	20000	67000	NE	500000	NS	NS	NS	NS	NS	NS	NS	NS	NS	NS	NS	NS	NS	NS
Total Xylenes	ug/kg	**19500**	**19500**	NE	NE	NS	NS	NS	NS	NS	NS	NS	NS	NS	NS	NS	NS	NS	NS
trans-1,2-Dichloroethylene	ug/kg	**2000**	20000	NE	500000	NS	NS	NS	NS	NS	NS	NS	NS	NS	NS	NS	NS	NS	NS
Trichloroethene	ug/kg	**100**	**1000**	NE	56000	NS	NS	NS	NS	NS	NS	NS	NS	NS	NS	NS	NS	NS	NS
Vinyl chloride	ug/kg	**40**	**400**	NE	**320**	NS	NS	NS	NS	NS	NS	NS	NS	NS	NS	NS	NS	NS	NS
VOCs-SPLP																			
Total VOC-SPLP	ug/l	NE	NE	NE	NE	NS	NS	NS	NS	NS	NS	NS	NS	NS	NS	NS	NS	NS	NS
SVOC-SIMs																			
Benzo(a)pyrene	ug/kg	1000	1000	NE	1000	NS	NS	NS	NS	NS	NS	NS	NS	NS	NS	NS	NS	NS	NS
Benzo(b)fluoranthene	ug/kg	1000	1000	NE	1000	NS	NS	NS	NS	NS	NS	NS	NS	NS	NS	NS	NS	NS	NS
Fluoranthene	ug/kg	5600	56000	NE	1000000	NS	NS	NS	NS	NS	NS	NS	NS	NS	NS	NS	NS	NS	NS
Pyrene	ug/kg	4000	40000	NE	1000000	NS	NS	NS	NS	NS	NS	NS	NS	NS	NS	NS	NS	NS	NS
SVOCs																			
1-Methylnaphthalene	ug/kg	*200*	*1000*	NE	*21000*	NS	NS	< 209	NS	NS	NS	NS	NS	NS	NS	< 186	NS	NS	NS
2-Methylnaphthalene	ug/kg	*560*	*5600*	NE	*270000*	NS	NS	< 209	NS	NS	NS	NS	NS	NS	NS	< 186	NS	NS	NS
Acenaphthene	ug/kg	*8400*	*84000*	NE	*1000000*	NS	NS	< 209	NS	NS	NS	NS	NS	NS	NS	< 186	NS	NS	NS
Acenaphthylene	ug/kg	8400	84000	NE	1000000	NS	NS	< 209	NS	NS	NS	NS	NS	NS	NS	< 186	NS	NS	NS
Anthracene	ug/kg	40000	400000	NE	1000000	NS	NS	< 209	NS	NS	NS	NS	NS	NS	NS	< 186	NS	NS	NS
Benzo(a)anthracene	ug/kg	**1000**	**1000**	NE	**1000**	NS	NS	< 209	NS	NS	NS	NS	NS	NS	NS	< 186	NS	NS	NS
Benzo(a)pyrene	ug/kg	**1000**	**1000**	NE	**1000**	NS	NS	< 209	NS	NS	NS	NS	NS	NS	NS	< 186	NS	NS	NS
Benzo(b)fluoranthene	ug/kg	**1000**	**1000**	NE	**1000**	NS	NS	< 209	NS	NS	NS	NS	NS	NS	NS	< 186	NS	NS	NS
Benzo(g,h,i)perylene	ug/kg	*1000*	*1000*	NE	*8400*	NS	NS	< 209	NS	NS	NS	NS	NS	NS	NS	< 186	NS	NS	NS
Benzo(k)fluoranthene	ug/kg	**1000**	**1000**	NE	**8400**	NS	NS	< 209	NS	NS	NS	NS	NS	NS	NS	< 186	NS	NS	NS
Bis(2-ethylhexyl)phthalate	ug/kg	**1000**	11000	NE	44000	NS	NS	NS	NS	NS	NS	NS	NS	NS	NS	NS	NS	NS	NS
Chrysene	ug/kg	*1000*	*1000*	NE	*84000*	NS	NS	< 209	NS	NS	NS	NS	NS	NS	NS	< 186	NS	NS	NS
Dibenzo(a,h)anthracene	ug/kg	*1000*	*1000*	NE	***1000***	NS	NS	< 209	NS	NS	NS	NS	NS	NS	NS	< 186	NS	NS	NS
Fluoranthene	ug/kg	**5600**	56000	NE	1000000	NS	NS	< 209	NS	NS	NS	NS	NS	NS	NS	< 186	NS	NS	NS
Fluorene	ug/kg	**5600**	56000	NE	1000000	NS	NS	< 209	NS	NS	NS	NS	NS	NS	NS	< 186	NS	NS	NS
Indeno(1,2,3-cd)pyrene	ug/kg	*1000*	*1000*	NE	***1000***	NS	NS	< 209	NS	NS	NS	NS	NS	NS	NS	< 186	NS	NS	NS
Naphthalene	ug/kg	**5600**	56000	NE	1000000	NS	NS	< 209	NS	NS	NS	NS	NS	NS	NS	< 186	NS	NS	NS
Phenanthrene	ug/kg	**4000**	40000	NE	1000000	NS	NS	< 209	NS	NS	NS	NS	NS	NS	NS	< 186	NS	NS	NS
Pyrene	ug/kg	**4000**	40000	NE	1000000	NS	NS	< 209	NS	NS	NS	NS	NS	NS	NS	< 186	NS	NS	NS
SVOCs-SPLP																			
1-Methylnaphthalene	ug/l	NE	NE	*50*	NE	NS	NS	NS	NS	NS	NS	NS	NS	NS	NS	NS	NS	NS	NS
2-Methylnaphthalene	ug/l	NE	NE	*280*	NE	NS	NS	NS	NS	NS	NS	NS	NS	NS	NS	NS	NS	NS	NS
Acenaphthene	ug/l	NE	NE	*4200*	NE	NS	NS	NS	NS	NS	NS	NS	NS	NS	NS	NS	NS	NS	NS
Anthracene	ug/l	NE	NE	20000	NE	NS	NS	NS	NS	NS	NS	NS	NS	NS	NS	NS	NS	NS	NS
Benzo(a)anthracene	ug/l	NE	NE	0.6	NE	NS	NS	NS	NS	NS	NS	NS	NS	NS	NS	NS	NS	NS	NS
Fluoranthene	ug/l	NE	NE	2800	NE	NS	NS	NS	NS	NS	NS	NS	NS	NS	NS	NS	NS	NS	NS
Fluorene	ug/l	NE	NE	2800	NE	NS	NS	NS	NS	NS	NS	NS	NS	NS	NS	NS	NS	NS	NS
Naphthalene	ug/l	NE	NE	2800	NE	NS	NS	NS	NS	NS	NS	NS	NS	NS	NS	NS	NS	NS	NS
Phenanthrene	ug/l	NE	NE	2000	NE	NS	NS	NS	NS	NS	NS	NS	NS	NS	NS	NS	NS	NS	NS
Pyrene	ug/l	NE	NE	2000	NE	NS	NS	NS	NS	NS	NS	NS	NS	NS	NS	NS	NS	NS	NS

Table 2
AOC 1 Non-PCB Soil Analytical Data
EC Application

Greenwich High School
10 Hillside Road
Greenwich, CT

Location ID Depth Interval Sample ID Sample Date SDG	Unit	2013 GA PMC	2013 GB PMC	GWPC x 10	2013 RES DEC	MB-04 3 - 4 ft MB-4(3-4)-1 8/9/2013 SB74753	MB-05 0.5 - 1 ft MB-5(0.5-1)-1 8/9/2013 SB74753	MB-05 3 - 4 ft MB-5(3-4)-1 8/9/2013 SB74753	MB-06 0 - 0.5 ft MB-6(0-0.5)-1 8/9/2013 SB74753	MB-06 4 - 5 ft MB-6(4-5)-1 8/9/2013 SB74753	MB-07 0 - 0.5 ft MB-7(0-0.5)-1 8/9/2013 SB74753	MB-07 4 - 5 ft MB-7(4-5)-1 8/9/2013 SB74753	MB-08 0.5 - 1 ft MB-8(0.5-1)-1 8/9/2013 SB74753	MB-08 3 - 4 ft MB-8(3-4)-1 8/9/2013 SB74753	MB-09 0.5 - 1 ft MB-9(0.5-1)-1 8/9/2013 SB74753	MB-09 3 - 4 ft MB-9(3-4)-1 8/9/2013 SB74753	MB-10 0.5 - 1 ft MB-10(0.5-1)-1 8/9/2013 SB74753	MB-10 2 - 3 ft MB-10(2-3)-1 8/9/2013 SB74753	MB-11 0 - 0.5 ft MB-11(0-0.5)-1 8/9/2013 SB74753
Metals																			
Antimony	mg/kg	NE	NE	NE	**27**	NS	NS	NS	NS	NS	NS	NS	NS	NS	NS	NS	NS	NS	NS
Arsenic	mg/kg	NE	NE	NE	**10**	**5.23**	**2.50**	**69.2**	**10.9**	**2.18**	**1.98**	< 1.49	**43.4**	**9.84**	**5.33**	**4.18**	**3.78**	**2.98**	**2.10**
Barium	mg/kg	NE	NE	NE	4700	NS	NS	NS	NS	NS	NS	NS	NS	NS	NS	NS	NS	NS	NS
Beryllium	mg/kg	NE	NE	NE	**2**	NS	NS	NS	NS	NS	NS	NS	NS	NS	NS	NS	NS	NS	NS
Cadmium	mg/kg	NE	NE	NE	**34**	NS	NS	NS	NS	NS	NS	NS	NS	NS	NS	NS	NS	NS	NS
Chromium	mg/kg	NE	NE	NE	NE	NS	NS	NS	NS	NS	NS	NS	NS	NS	NS	NS	NS	NS	NS
Copper	mg/kg	NE	NE	NE	**2500**	NS	NS	NS	NS	NS	NS	NS	NS	NS	NS	NS	NS	NS	NS
Lead	mg/kg	NE	NE	NE	**400**	**47.4**	**20.5**	**104**	**15.9**	**12.9**	**5.71**	**4.91**	**28.4**	**81.4**	**28.2**	**22.4**	**44.3**	**12.0**	**19.5**
Mercury	mg/kg	NE	NE	NE	20	NS	NS	NS	NS	NS	NS	NS	NS	NS	NS	NS	NS	NS	NS
Nickel	mg/kg	NE	NE	NE	**1400**	NS	NS	NS	NS	NS	NS	NS	NS	NS	NS	NS	NS	NS	NS
Selenium	mg/kg	NE	NE	NE	340	NS	NS	NS	NS	NS	NS	NS	NS	NS	NS	NS	NS	NS	NS
Silver	mg/kg	NE	NE	NE	340	NS	NS	NS	NS	NS	NS	NS	NS	NS	NS	NS	NS	NS	NS
Thallium	mg/kg	NE	NE	NE	**5.4**	NS	NS	NS	NS	NS	NS	NS	NS	NS	NS	NS	NS	NS	NS
Vanadium	mg/kg	NE	NE	NE	**470**	NS	NS	NS	NS	NS	NS	NS	NS	NS	NS	NS	NS	NS	NS
Zinc	mg/kg	NE	NE	NE	**20000**	NS	NS	NS	NS	NS	NS	NS	NS	NS	NS	NS	NS	NS	NS
Metals-SPLP																			
Antimony	ug/l	**6**	60	NE	NE	NS	NS	NS	NS	NS	NS	NS	NS	NS	NS	NS	NS	NS	NS
Arsenic	ug/l	50	500	NE	NE	NS	NS	NS	NS	NS	NS	NS	NS	NS	NS	NS	NS	NS	NS
Barium	ug/l	1000	10000	NE	NE	NS	NS	NS	NS	NS	NS	NS	NS	NS	NS	NS	NS	NS	NS
Cadmium	ug/l	**5**	**50**	NE	NE	NS	NS	NS	NS	NS	NS	NS	NS	NS	NS	NS	NS	NS	NS
Chromium	ug/l	50	500	NE	NE	NS	NS	NS	NS	NS	NS	NS	NS	NS	NS	NS	NS	NS	NS
Copper	ug/l	1300	13000	NE	NE	NS	NS	NS	NS	NS	NS	NS	NS	NS	NS	NS	NS	NS	NS
Lead	ug/l	**15**	**150**	NE	NE	NS	NS	NS	NS	NS	NS	NS	NS	NS	NS	NS	NS	NS	NS
Nickel	ug/l	100	1000	NE	NE	NS	NS	NS	NS	NS	NS	NS	NS	NS	NS	NS	NS	NS	NS
Vanadium	ug/l	50	500	NE	NE	NS	NS	NS	NS	NS	NS	NS	NS	NS	NS	NS	NS	NS	NS
Zinc	ug/l	5000	50000	NE	NE	NS	NS	NS	NS	NS	NS	NS	NS	NS	NS	NS	NS	NS	NS
Cyanide																			
Cyanide	mg/kg	NE	NE	NE	1400	NS	NS	NS	NS	NS	NS	NS	NS	NS	NS	NS	NS	NS	NS
PCBs																			
Aroclor 1242	ug/kg	NE	NE	NE	NE	< 24.6	< 21.7	< 24.4	< 19.8	< 20.7	< 19.4	< 209	< 21.6	< 231	< 21.0	< 214	< 21.4	< 220	< 21.4
Aroclor 1248	ug/kg	NE	NE	NE	NE	< 24.6	< 21.7	< 24.4	< 19.8	< 20.7	< 19.4	< 209	< 21.6	< 231	< 21.0	< 214	< 21.4	< 220	< 21.4
Aroclor 1254	ug/kg	NE	NE	NE	NE	< 24.6	**566**	< 24.4	**66.2**	< 20.7	< 19.4	< 209	**261**	< 231	**108**	< 21.4	**117**	< 22.0	**96.2**
Aroclor 1260	ug/kg	NE	NE	NE	NE	< 24.6	**128**	< 24.4	**51.4**	< 20.7	< 19.4	< 20.9	**50.6**	< 23.1	**53.5**	< 21.4	**102**	< 22.0	**52.4**
Aroclor 1262	ug/kg	NE	NE	NE	NE	< 24.6	< 21.7	< 24.4	< 19.8	< 20.7	< 19.4	< 20.9	< 21.6	< 23.1	< 21.0	< 21.4	< 21.4	< 22.0	< 21.4
Total PCB Aroclors	ug/kg	**NE**	NE	NE	**1000**	< 24.6	**694**	< 24.4	**117.6**	< 20.7	< 19.4	< 0	**311.6**	< 23.1	**161.5**	< 21.4	**219**	< 0	**148.6**
PCBs-SPLP																			
Aroclor 1242	ug/l	NE	NE	NE	NE	NS	NS	NS	NS	NS	NS	NS	NS	NS	NS	NS	NS	NS	NS
Aroclor 1248	ug/l	NE	NE	NE	NE	NS	NS	NS	NS	NS	NS	NS	NS	NS	NS	NS	NS	NS	NS
Aroclor 1260	ug/l	NE	NE	NE	NE	NS	NS	NS	NS	NS	NS	NS	NS	NS	NS	NS	NS	NS	NS
Total PCB Aroclors	ug/l	**0.5**	**5**	NE	NE	NS	NS	NS	NS	NS	NS	NS	NS	NS	NS	NS	NS	NS	NS
Pesticides																			
4,4-DDD (p,p)	ug/kg	NE	NE	NE	NE	NS	NS	NS	NS	NS	NS	NS	NS	NS	NS	NS	NS	NS	NS
4,4-DDE (p,p)	ug/kg	NE	NE	NE	NE	NS	NS	NS	NS	NS	NS	NS	NS	NS	NS	NS	NS	NS	NS
4,4-DDT (p,p)	ug/kg	NE	NE	NE	1800	NS	NS	NS	NS	NS	NS	NS	NS	NS	NS	NS	NS	NS	NS
alpha-Chlordane	ug/kg	NE	NE	NE	NE	NS	NS	NS	NS	NS	NS	NS	NS	NS	NS	NS	NS	NS	NS
Chlordane	ug/kg	NE	NE	NE	**490**	NS	NS	NS	NS	NS	NS	NS	NS	NS	NS	NS	NS	NS	NS
Endrin	ug/kg	NE	NE	NE	20000	NS	NS	NS	NS	NS	NS	NS	NS	NS	NS	NS	NS	NS	NS
gamma-Chlordane	ug/kg	NE	NE	NE	NE	NS	NS	NS	NS	NS	NS	NS	NS	NS	NS	NS	NS	NS	NS
Methoxychlor	ug/kg	800	8000	NE	340000	NS	NS	NS	NS	NS	NS	NS	NS	NS	NS	NS	NS	NS	NS
Total DDx	ug/kg	***3***	***20***	NE	1800	NS	NS	NS	NS	NS	NS	NS	NS	NS	NS	NS	NS	NS	NS
Pesticides-SPLP																			
Chlordane	ug/l	NE	NE	**3**	NE	NS	NS	NS	NS	NS	NS	NS	NS	NS	NS	NS	NS	NS	NS
Herbicides																			
Total Herbicides	ug/kg	NE	NE	NE	NE	NS	NS	NS	NS	NS	NS	NS	NS	NS	NS	NS	NS	NS	NS

Notes:
This is a summary table. Only detected analytes are shown.
<0.010 = Not detected above the laboratory reporting limit
Bold = Detected above reporting limit
Yellow highlighted cells exceed the 2013 GA PMC
Green highlighted cells exceed the 2013 GB PMC
Blue highlighted cells exceed the 2013 RES DEC
RES DEC = Residential Direct Exposure Criteria
GA PMC = Pollutant Mobility Criteria for GA classified groundwater areas
GB PMC = Pollutant Mobility Criteria for GB classified groundwater areas
GWPC = Groundwater Protection Criteria
Italicized criteria indicate that criteria value is from CTDEEP Recommended Criteria Values for Common Additional Polluting Substances and Alternative Criteria Requests (September 2018)
NE = Criteria has not been established
NS = Not sampled for this constituent
ug/kg = micrograms per kilogram
ug/l = micrograms per liter
mg/kg = milligrams per kilogram
U = The analyte was not detected above the detection limit
J+ = Result may be biased high
J-= Result may be biased low
J = Result is considered estimated
UJ = The analyte was not detected at a level greater than or equal to the adjusted DL. However, the reported adjusted DL is approximate and may be inaccurate or imprecise.

Table 2
AOC 1 Non-PCB Soil Analytical Data
EC Application

Greenwich High School
10 Hillside Road
Greenwich, CT

Location ID Depth Interval Sample ID Sample Date SDG	Unit	2013 GA PMC	2013 GB PMC	GWPC x 10	2013 RES DEC	MB-11 4 - 5 ft MB-11(4-5)-1 8/9/2013 SB74753	MB-12 0.5 - 1 ft MB-12(0.5-1)-1 8/9/2013 SB74753	MB-12 3 - 4 ft MB-12(3-4)-1 8/9/2013 SB74753	MB-13 0 - 0.5 ft MB-13(0-0.5)-1 8/9/2013 SB74753	MB-13 2 - 3 ft MB-13(2-3)-1 8/9/2013 SB74753	MB-14 0.5 - 1 ft MB-14(.5-1)-1 8/9/2013 SB74753	MB-14 1 - 2 ft MB-14(1-2)-1 8/9/2013 SB74753	MB-15 0.5 - 1 ft MB-15 (0.5-1)-1 8/8/2013 SB74662	MB-15 4 - 5 ft MB-15 (4-5)-1 8/8/2013 SB74662	MB-16 0.5 - 1 ft MB-16 (0.5-1)-1 8/8/2013 SB74662	MB-16 2 - 3 ft MB-16 (2-3)-1 8/8/2013 SB74662	MB-17 0.5 - 1 ft MB-17 (0.5-1)-1 8/8/2013 SB74662	MB-17 4 - 5 ft MB-17 (4-5)-1 8/8/2013 SB74662	MB-18 0.5 - 1 ft MB-18 (0.5-1)-1 8/8/2013 SB74662
CTETPH																			
Aliphatic Hydrocarbons (ETPH) C9-C36	mg/kg	**500**	**2500**	NE	**500**	NS	NS	NS	NS	< 29.0	NS	NS	NS	NS	NS	NS	NS	NS	NS
Total Petroleum Hydrocarbons	mg/kg	**500**	**2500**	NE	**500**	NS	NS	NS	NS	< 29.0	NS	NS	NS	NS	NS	NS	NS	NS	NS
Unidentified	mg/kg	NE	NE	NE	NE	NS	NS	NS	NS	< 29.0	NS	NS	NS	NS	NS	NS	NS	NS	NS
CTETPH-SPLP																			
Aliphatic Hydrocarbons (ETPH) C9-C36	mg/l	NE	NE	2.5	NE	NS	NS	NS	NS	NS	NS	NS	NS	NS	NS	NS	NS	NS	NS
Total Petroleum Hydrocarbons	mg/l	NE	NE	NE	NE	NS	NS	NS	NS	NS	NS	NS	NS	NS	NS	NS	NS	NS	NS
Unidentified	mg/l	NE	NE	NE	NE	NS	NS	NS	NS	NS	NS	NS	NS	NS	NS	NS	NS	NS	NS
VOCs																			
1,1,1-Trichloroethane	ug/kg	4000	40000	NE	500000	NS	NS	NS	NS	NS	NS	NS	NS	NS	NS	NS	NS	NS	NS
1,1-Dichloroethane	ug/kg	**1400**	14000	NE	500000	NS	NS	NS	NS	NS	NS	NS	NS	NS	NS	NS	NS	NS	NS
1,2,4-Trichlorobenzene	ug/kg	NE	NE	NE	21000	NS	NS	NS	NS	NS	NS	NS	NS	NS	NS	NS	NS	NS	NS
1,2,4-Trimethylbenzene	ug/kg	NE	NE	NE	500000	NS	NS	NS	NS	NS	NS	NS	NS	NS	NS	NS	NS	NS	NS
1,2-Dichlorobenzene	ug/kg	3100	3100	NE	500000	NS	NS	NS	NS	NS	NS	NS	NS	NS	NS	NS	NS	NS	NS
1,2-Dichloroethane	ug/kg	**20**	200	NE	6700	NS	NS	NS	NS	NS	NS	NS	NS	NS	NS	NS	NS	NS	NS
1,3,5-Trimethylbenzene	ug/kg	NE	NE	NE	500000	NS	NS	NS	NS	NS	NS	NS	NS	NS	NS	NS	NS	NS	NS
1,3-Dichlorobenzene	ug/kg	12000	120000	NE	500000	NS	NS	NS	NS	NS	NS	NS	NS	NS	NS	NS	NS	NS	NS
1,4-Dichlorobenzene	ug/kg	1500	15000	NE	26000	NS	NS	NS	NS	NS	NS	NS	NS	NS	NS	NS	NS	NS	NS
2-Butanone (MEK)	ug/kg	8000	80000	NE	500000	NS	NS	NS	NS	NS	NS	NS	NS	NS	NS	NS	NS	NS	NS
Acetone	ug/kg	14000	140000	NE	500000	NS	NS	NS	NS	NS	NS	NS	NS	NS	NS	NS	NS	NS	NS
Benzene	ug/kg	**20**	**200**	NE	21000	NS	NS	NS	NS	NS	NS	NS	NS	NS	NS	NS	NS	NS	NS
Chlorobenzene	ug/kg	2000	20000	NE	500000	NS	NS	NS	NS	NS	NS	NS	NS	NS	NS	NS	NS	NS	NS
Chloroethane	ug/kg	NE	NE	NE	130000	NS	NS	NS	NS	NS	NS	NS	NS	NS	NS	NS	NS	NS	NS
cis-1,2-Dichloroethylene	ug/kg	**1400**	**14000**	NE	500000	NS	NS	NS	NS	NS	NS	NS	NS	NS	NS	NS	NS	NS	NS
Ethyl ether	ug/kg	NE	NE	NE	NE	NS	NS	NS	NS	NS	NS	NS	NS	NS	NS	NS	NS	NS	NS
Ethylbenzene	ug/kg	**10100**	**10100**	NE	500000	NS	NS	NS	NS	NS	NS	NS	NS	NS	NS	NS	NS	NS	NS
Isopropylbenzene	ug/kg	NE	NE	NE	500000	NS	NS	NS	NS	NS	NS	NS	NS	NS	NS	NS	NS	NS	NS
m,p-Xylenes	ug/kg	NE	**19500**	NE	NE	NS	NS	NS	NS	NS	NS	NS	NS	NS	NS	NS	NS	NS	NS
Methyl Isobutyl Ketone	ug/kg	7000	14000	NE	500000	NS	NS	NS	NS	NS	NS	NS	NS	NS	NS	NS	NS	NS	NS
Naphthalene	ug/kg	**5600**	56000	NE	1000000	NS	NS	NS	NS	NS	NS	NS	NS	NS	NS	NS	NS	NS	NS
n-Butylbenzene	ug/kg	NE	NE	NE	500000	NS	NS	NS	NS	NS	NS	NS	NS	NS	NS	NS	NS	NS	NS
n-Propylbenzene	ug/kg	NE	NE	NE	500000	NS	NS	NS	NS	NS	NS	NS	NS	NS	NS	NS	NS	NS	NS
o-Xylene	ug/kg	NE	**19500**	NE	NE	NS	NS	NS	NS	NS	NS	NS	NS	NS	NS	NS	NS	NS	NS
p-Isopropyltoluene	ug/kg	NE	NE	NE	500000	NS	NS	NS	NS	NS	NS	NS	NS	NS	NS	NS	NS	NS	NS
sec-Butylbenzene	ug/kg	NE	NE	NE	500000	NS	NS	NS	NS	NS	NS	NS	NS	NS	NS	NS	NS	NS	NS
Styrene	ug/kg	2000	20000	NE	500000	NS	NS	NS	NS	NS	NS	NS	NS	NS	NS	NS	NS	NS	NS
tert-butylbenzene	ug/kg	NE	NE	NE	500000	NS	NS	NS	NS	NS	NS	NS	NS	NS	NS	NS	NS	NS	NS
Tetrachloroethylene	ug/kg	**100**	1000	NE	12000	NS	NS	NS	NS	NS	NS	NS	NS	NS	NS	NS	NS	NS	NS
Toluene	ug/kg	20000	67000	NE	500000	NS	NS	NS	NS	NS	NS	NS	NS	NS	NS	NS	NS	NS	NS
Total Xylenes	ug/kg	**19500**	**19500**	NE	NE	NS	NS	NS	NS	NS	NS	NS	NS	NS	NS	NS	NS	NS	NS
trans-1,2-Dichloroethylene	ug/kg	**2000**	20000	NE	500000	NS	NS	NS	NS	NS	NS	NS	NS	NS	NS	NS	NS	NS	NS
Trichloroethene	ug/kg	**100**	**1000**	NE	56000	NS	NS	NS	NS	NS	NS	NS	NS	NS	NS	NS	NS	NS	NS
Vinyl chloride	ug/kg	**40**	**400**	NE	**320**	NS	NS	NS	NS	NS	NS	NS	NS	NS	NS	NS	NS	NS	NS
VOCs-SPLP																			
Total VOC-SPLP	ug/l	NE	NE	NE	NE	NS	NS	NS	NS	NS	NS	NS	NS	NS	NS	NS	NS	NS	NS
SVOC-SIMs																			
Benzo(a)pyrene	ug/kg	1000	1000	NE	1000	NS	NS	NS	NS	NS	NS	NS	NS	NS	NS	NS	NS	NS	NS
Benzo(b)fluoranthene	ug/kg	1000	1000	NE	1000	NS	NS	NS	NS	NS	NS	NS	NS	NS	NS	NS	NS	NS	NS
Fluoranthene	ug/kg	5600	56000	NE	1000000	NS	NS	NS	NS	NS	NS	NS	NS	NS	NS	NS	NS	NS	NS
Pyrene	ug/kg	4000	40000	NE	1000000	NS	NS	NS	NS	NS	NS	NS	NS	NS	NS	NS	NS	NS	NS
SVOCs																			
1-Methylnaphthalene	ug/kg	*200*	*1000*	NE	*21000*	NS	NS	NS	NS	< 186	NS	NS	NS	NS	NS	NS	NS	NS	NS
2-Methylnaphthalene	ug/kg	*560*	*5600*	NE	*270000*	NS	NS	NS	NS	< 186	NS	NS	NS	NS	NS	NS	NS	NS	NS
Acenaphthene	ug/kg	*8400*	*84000*	NE	*1000000*	NS	NS	NS	NS	< 186	NS	NS	NS	NS	NS	NS	NS	NS	NS
Acenaphthylene	ug/kg	8400	84000	NE	1000000	NS	NS	NS	NS	< 186	NS	NS	NS	NS	NS	NS	NS	NS	NS
Anthracene	ug/kg	40000	400000	NE	1000000	NS	NS	NS	NS	< 186	NS	NS	NS	NS	NS	NS	NS	NS	NS
Benzo(a)anthracene	ug/kg	**1000**	**1000**	NE	**1000**	NS	NS	NS	NS	< 186	NS	NS	NS	NS	NS	NS	NS	NS	NS
Benzo(a)pyrene	ug/kg	**1000**	**1000**	NE	**1000**	NS	NS	NS	NS	< 186	NS	NS	NS	NS	NS	NS	NS	NS	NS
Benzo(b)fluoranthene	ug/kg	**1000**	**1000**	NE	**1000**	NS	NS	NS	NS	< 186	NS	NS	NS	NS	NS	NS	NS	NS	NS
Benzo(g,h,i)perylene	ug/kg	*1000*	*1000*	NE	*8400*	NS	NS	NS	NS	< 186	NS	NS	NS	NS	NS	NS	NS	NS	NS
Benzo(k)fluoranthene	ug/kg	**1000**	**1000**	NE	**8400**	NS	NS	NS	NS	< 186	NS	NS	NS	NS	NS	NS	NS	NS	NS
Bis(2-ethylhexyl)phthalate	ug/kg	**1000**	11000	NE	44000	NS	NS	NS	NS	NS	NS	NS	NS	NS	NS	NS	NS	NS	NS
Chrysene	ug/kg	*1000*	*1000*	NE	*84000*	NS	NS	NS	NS	< 186	NS	NS	NS	NS	NS	NS	NS	NS	NS
Dibenzo(a,h)anthracene	ug/kg	*1000*	*1000*	NE	***1000***	NS	NS	NS	NS	< 186	NS	NS	NS	NS	NS	NS	NS	NS	NS
Fluoranthene	ug/kg	**5600**	56000	NE	1000000	NS	NS	NS	NS	< 186	NS	NS	NS	NS	NS	NS	NS	NS	NS
Fluorene	ug/kg	**5600**	56000	NE	1000000	NS	NS	NS	NS	< 186	NS	NS	NS	NS	NS	NS	NS	NS	NS
Indeno(1,2,3-cd)pyrene	ug/kg	*1000*	*1000*	NE	***1000***	NS	NS	NS	NS	< 186	NS	NS	NS	NS	NS	NS	NS	NS	NS
Naphthalene	ug/kg	**5600**	56000	NE	1000000	NS	NS	NS	NS	< 186	NS	NS	NS	NS	NS	NS	NS	NS	NS
Phenanthrene	ug/kg	**4000**	40000	NE	1000000	NS	NS	NS	NS	< 186	NS	NS	NS	NS	NS	NS	NS	NS	NS
Pyrene	ug/kg	**4000**	40000	NE	1000000	NS	NS	NS	NS	< 186	NS	NS	NS	NS	NS	NS	NS	NS	NS
SVOCs-SPLP																			
1-Methylnaphthalene	ug/l	NE	NE	*50*	NE	NS	NS	NS	NS	NS	NS	NS	NS	NS	NS	NS	NS	NS	NS
2-Methylnaphthalene	ug/l	NE	NE	*280*	NE	NS	NS	NS	NS	NS	NS	NS	NS	NS	NS	NS	NS	NS	NS
Acenaphthene	ug/l	NE	NE	*4200*	NE	NS	NS	NS	NS	NS	NS	NS	NS	NS	NS	NS	NS	NS	NS
Anthracene	ug/l	NE	NE	20000	NE	NS	NS	NS	NS	NS	NS	NS	NS	NS	NS	NS	NS	NS	NS
Benzo(a)anthracene	ug/l	NE	NE	0.6	NE	NS	NS	NS	NS	NS	NS	NS	NS	NS	NS	NS	NS	NS	NS
Fluoranthene	ug/l	NE	NE	2800	NE	NS	NS	NS	NS	NS	NS	NS	NS	NS	NS	NS	NS	NS	NS
Fluorene	ug/l	NE	NE	2800	NE	NS	NS	NS	NS	NS	NS	NS	NS	NS	NS	NS	NS	NS	NS
Naphthalene	ug/l	NE	NE	2800	NE	NS	NS	NS	NS	NS	NS	NS	NS	NS	NS	NS	NS	NS	NS
Phenanthrene	ug/l	NE	NE	2000	NE	NS	NS	NS	NS	NS	NS	NS	NS	NS	NS	NS	NS	NS	NS
Pyrene	ug/l	NE	NE	2000	NE	NS	NS	NS	NS	NS	NS	NS	NS	NS	NS	NS	NS	NS	NS

Table 2
AOC 1 Non-PCB Soil Analytical Data
EC Application

Greenwich High School
10 Hillside Road
Greenwich, CT

Location ID						MB-11	MB-12	MB-12	MB-13	MB-13	MB-14	MB-14	MB-15	MB-15	MB-16	MB-16	MB-17	MB-17	MB-18
Depth Interval						4 - 5 ft	0.5 - 1 ft	3 - 4 ft	0 - 0.5 ft	2 - 3 ft	0.5 - 1 ft	1 - 2 ft	0.5 - 1 ft	4 - 5 ft	0.5 - 1 ft	2 - 3 ft	0.5 - 1 ft	4 - 5 ft	0.5 - 1 ft
Sample ID	Unit	2013 GA PMC	2013 GB PMC	GWPC x 10	2013 RES DEC	MB-11(4-5)-1	MB-12(0.5-1)-1	MB-12(3-4)-1	MB-13(0-0.5)-1	MB-13(2-3)-1	MB-14(.5-1)-1	MB-14(1-2)-1	MB-15 (0.5-1)-1	MB-15 (4-5)-1	MB-16 (0.5-1)-1	MB-16 (2-3)-1	MB-17 (0.5-1)-1	MB-17 (4-5)-1	MB-18 (0.5-1)-1
Sample Date						8/9/2013	8/9/2013	8/9/2013	8/9/2013	8/9/2013	8/9/2013	8/9/2013	8/8/2013	8/8/2013	8/8/2013	8/8/2013	8/8/2013	8/8/2013	8/8/2013
SDG						SB74753	SB74753	SB74753	SB74753	SB74753	SB74753	SB74753	SB74662	SB74662	SB74662	SB74662	SB74662	SB74662	SB74662
Metals																			
Antimony	mg/kg	NE	NE	NE	**27**	NS	NS	NS	NS	NS	NS	NS	NS	NS	NS	NS	NS	NS	NS
Arsenic	mg/kg	NE	NE	NE	**10**	**1.85**	**3.02**	**6.80**	**1.66**	**3.15**	**2.26**	**2.55**	**2.63**	**8.57**	**1.90**	**9.26**	**3.53**	**8.39**	**2.90**
Barium	mg/kg	NE	NE	NE	4700	NS	NS	NS	NS	NS	NS	NS	NS	NS	NS	NS	NS	NS	NS
Beryllium	mg/kg	NE	NE	NE	**2**	NS	NS	NS	NS	NS	NS	NS	NS	NS	NS	NS	NS	NS	NS
Cadmium	mg/kg	NE	NE	NE	**34**	NS	NS	NS	NS	NS	NS	NS	NS	NS	NS	NS	NS	NS	NS
Chromium	mg/kg	NE	NE	NE	NE	NS	NS	NS	NS	NS	NS	NS	NS	NS	NS	NS	NS	NS	NS
Copper	mg/kg	NE	NE	NE	**2500**	NS	NS	NS	NS	NS	NS	NS	NS	NS	NS	NS	NS	NS	NS
Lead	mg/kg	NE	NE	NE	**400**	**12.9**	**99.6**	**37.8**	**11.6**	**10.9**	**29.3**	**24.7**	**20.0**	**49.5**	**23.6**	**163**	**28.2**	**147**	**31.7**
Mercury	mg/kg	NE	NE	NE	20	NS	NS	NS	NS	NS	NS	NS	NS	NS	NS	NS	NS	NS	NS
Nickel	mg/kg	NE	NE	NE	**1400**	NS	NS	NS	NS	NS	NS	NS	NS	NS	NS	NS	NS	NS	NS
Selenium	mg/kg	NE	NE	NE	340	NS	NS	NS	NS	NS	NS	NS	NS	NS	NS	NS	NS	NS	NS
Silver	mg/kg	NE	NE	NE	340	NS	NS	NS	NS	NS	NS	NS	NS	NS	NS	NS	NS	NS	NS
Thallium	mg/kg	NE	NE	NE	**5.4**	NS	NS	NS	NS	NS	NS	NS	NS	NS	NS	NS	NS	NS	NS
Vanadium	mg/kg	NE	NE	NE	**470**	NS	NS	NS	NS	NS	NS	NS	NS	NS	NS	NS	NS	NS	NS
Zinc	mg/kg	NE	NE	NE	**20000**	NS	NS	NS	NS	NS	NS	NS	NS	NS	NS	NS	NS	NS	NS
Metals-SPLP																			
Antimony	ug/l	**6**	60	NE	NE	NS	NS	NS	NS	NS	NS	NS	NS	NS	NS	NS	NS	NS	NS
Arsenic	ug/l	50	500	NE	NE	NS	NS	NS	NS	NS	NS	NS	NS	NS	NS	NS	NS	NS	NS
Barium	ug/l	1000	10000	NE	NE	NS	NS	NS	NS	NS	NS	NS	NS	NS	NS	NS	NS	NS	NS
Cadmium	ug/l	**5**	**50**	NE	NE	NS	NS	NS	NS	NS	NS	NS	NS	NS	NS	NS	NS	NS	NS
Chromium	ug/l	50	500	NE	NE	NS	NS	NS	NS	NS	NS	NS	NS	NS	NS	NS	NS	NS	NS
Copper	ug/l	1300	13000	NE	NE	NS	NS	NS	NS	NS	NS	NS	NS	NS	NS	NS	NS	NS	NS
Lead	ug/l	**15**	**150**	NE	NE	NS	NS	NS	NS	NS	NS	NS	NS	NS	NS	NS	NS	NS	NS
Nickel	ug/l	100	1000	NE	NE	NS	NS	NS	NS	NS	NS	NS	NS	NS	NS	NS	NS	NS	NS
Vanadium	ug/l	50	500	NE	NE	NS	NS	NS	NS	NS	NS	NS	NS	NS	NS	NS	NS	NS	NS
Zinc	ug/l	5000	50000	NE	NE	NS	NS	NS	NS	NS	NS	NS	NS	NS	NS	NS	NS	NS	NS
Cyanide																			
Cyanide	mg/kg	NE	NE	NE	1400	NS	NS	NS	NS	NS	NS	NS	NS	NS	NS	NS	NS	NS	NS
PCBs																			
Aroclor 1242	ug/kg	NE	NE	NE	NE	< 211	< 21.4	< 220	< 21.5	< 21.6	< 20.8	< 21.1	< 21.6	< 223	< 19.8	< 21.3	< 21.6	< 23.2	< 20.2
Aroclor 1248	ug/kg	NE	NE	NE	NE	< 211	< 21.4	< 220	< 21.5	< 21.6	< 20.8	< 21.1	< 21.6	< 223	< 19.8	**2540**	**106**	**1470**	**49.5**
Aroclor 1254	ug/kg	NE	NE	NE	NE	< 211	**148**	< 220	**83.9**	< 21.6	**291**	< 21.1	**81.1**	< 223	**46.5**	< 21.3	< 21.6	< 23.2	< 20.2
Aroclor 1260	ug/kg	NE	NE	NE	NE	< 21.1	**41.8**	< 22.0	**38.7**	< 21.6	**27.1**	< 21.1	**37.8**	< 22.3	< 19.8	**83.0**	< 21.6	**70.7**	< 20.2
Aroclor 1262	ug/kg	NE	NE	NE	NE	< 21.1	< 21.4	< 22.0	< 21.5	< 21.6	< 20.8	< 21.1	< 21.6	< 22.3	< 19.8	< 21.3	< 21.6	< 23.2	< 20.2
Total PCB Aroclors	ug/kg	**NE**	NE	NE	**1000**	< 21.1	**189.8**	< 22.0	**122.6**	< 21.6	**318.1**	< 21.1	**118.9**	< 22.3	**46.5**	**2623**	**106**	**1540.7**	**49.5**
PCBs-SPLP																			
Aroclor 1242	ug/l	NE	NE	NE	NE	NS	NS	NS	NS	NS	NS	NS	NS	NS	NS	NS	NS	NS	NS
Aroclor 1248	ug/l	NE	NE	NE	NE	NS	NS	NS	NS	NS	NS	NS	NS	NS	NS	NS	NS	NS	NS
Aroclor 1260	ug/l	NE	NE	NE	NE	NS	NS	NS	NS	NS	NS	NS	NS	NS	NS	NS	NS	NS	NS
Total PCB Aroclors	ug/l	**0.5**	**5**	NE	NE	NS	NS	NS	NS	NS	NS	NS	NS	NS	NS	NS	NS	NS	NS
Pesticides																			
4,4-DDD (p,p)	ug/kg	NE	NE	NE	NE	NS	NS	NS	NS	NS	NS	NS	NS	NS	NS	NS	NS	NS	NS
4,4-DDE (p,p)	ug/kg	NE	NE	NE	NE	NS	NS	NS	NS	NS	NS	NS	NS	NS	NS	NS	NS	NS	NS
4,4-DDT (p,p)	ug/kg	NE	NE	NE	1800	NS	NS	NS	NS	NS	NS	NS	NS	NS	NS	NS	NS	NS	NS
alpha-Chlordane	ug/kg	NE	NE	NE	NE	NS	NS	NS	NS	NS	NS	NS	NS	NS	NS	NS	NS	NS	NS
Chlordane	ug/kg	NE	NE	NE	**490**	NS	NS	NS	NS	NS	NS	NS	NS	NS	NS	NS	NS	NS	NS
Endrin	ug/kg	NE	NE	NE	20000	NS	NS	NS	NS	NS	NS	NS	NS	NS	NS	NS	NS	NS	NS
gamma-Chlordane	ug/kg	NE	NE	NE	NE	NS	NS	NS	NS	NS	NS	NS	NS	NS	NS	NS	NS	NS	NS
Methoxychlor	ug/kg	800	8000	NE	340000	NS	NS	NS	NS	NS	NS	NS	NS	NS	NS	NS	NS	NS	NS
Total DDx	ug/kg	***3***	***20***	NE	1800	NS	NS	NS	NS	NS	NS	NS	NS	NS	NS	NS	NS	NS	NS
Pesticides-SPLP																			
Chlordane	ug/l	NE	NE	**3**	NE	NS	NS	NS	NS	NS	NS	NS	NS	NS	NS	NS	NS	NS	NS
Herbicides																			
Total Herbicides	ug/kg	NE	NE	NE	NE	NS	NS	NS	NS	NS	NS	NS	NS	NS	NS	NS	NS	NS	NS

Notes:
This is a summary table. Only detected analytes are shown.
<0.010 = Not detected above the laboratory reporting limit
Bold = Detected above reporting limit
Yellow highlighted cells exceed the 2013 GA PMC
Green highlighted cells exceed the 2013 GB PMC
Blue highlighted cells exceed the 2013 RES DEC
RES DEC = Residential Direct Exposure Criteria
GA PMC = Pollutant Mobility Criteria for GA classified groundwater areas
GB PMC = Pollutant Mobility Criteria for GB classified groundwater areas
GWPC = Groundwater Protection Criteria
Italicized criteria indicate that criteria value is from CTDEEP Recommended Criteria Values for Common Additional Polluting Substances and Alternative Criteria Requests (September 2018)
NE = Criteria has not been established
NS = Not sampled for this constituent
ug/kg = micrograms per kilogram
ug/l = micrograms per liter
mg/kg = milligrams per kilogram
U = The analyte was not detected above the detection limit
J+ = Result may be biased high
J-= Result may be biased low
J = Result is considered estimated
UJ = The analyte was not detected at a level greater than or equal to the adjusted DL. However, the reported adjusted DL is approximate and may be inaccurate or imprecise.

Table 2
AOC 1 Non-PCB Soil Analytical Data
EC Application

Greenwich High School
10 Hillside Road
Greenwich, CT

Location ID Depth Interval Sample ID Sample Date SDG	Unit	2013 GA PMC	2013 GB PMC	GWPC x 10	2013 RES DEC	MB-18 4 - 5 ft MB-18 (4-5)-1 8/8/2013 SB74662	MB-19 0.5 - 1 ft MB-19 (0.5-1)-1 8/8/2013 SB74662	MB-19 4 - 5 ft MB-19 (4-5)-1 8/8/2013 SB74662	MB-20 0.5 - 1 ft MB-20 (0.5-1)-1 8/8/2013 SB74662	MB-20 3 - 4 ft MB-20 (3-4)-1 8/8/2013 SB74662	MB-21 0.5 - 1 ft MB-21 (0.5-1)-1 8/8/2013 SB74662	MB-21 3 - 4 ft MB-21 (3-4)-1 8/8/2013 SB74662	MB-22 0 - 0.5 ft MB-22 (0-0.5)-1 8/8/2013 SB74662	MB-22 4 - 5 ft MB-22 (4-5)-1 8/8/2013 SB74662	MB-23 0.5 - 1 ft MB-23 (0.5-1)-1 8/8/2013 SB74662	MB-23 3 - 4 ft MB-23 (3-4)-1 8/8/2013 SB74662	MB-30 0.5 - 1 ft MB-30 (0.5-1)-1 8/8/2013 SB74662	MB-30 2 - 3 ft MB-30 (2-3) 8/8/2013 SB74662	MB-30 3 - 4 ft MB-30 (3-4) 8/8/2013 SB74662
CTETPH																			
Aliphatic Hydrocarbons (ETPH) C9-C36	mg/kg	**500**	**2500**	NE	**500**	NS	NS	NS	NS	< 28.9	NS	NS	NS	**35.4**	NS	< 28.5	NS	NS	**76.7**
Total Petroleum Hydrocarbons	mg/kg	**500**	**2500**	NE	**500**	NS	NS	NS	NS	< 28.9	NS	NS	NS	**35.4**	NS	< 28.5	NS	NS	**76.7**
Unidentified	mg/kg	NE	NE	NE	NE	NS	NS	NS	NS	< 28.9	NS	NS	NS	**35.4**	NS	< 28.5	NS	NS	**76.7**
CTETPH-SPLP																			
Aliphatic Hydrocarbons (ETPH) C9-C36	mg/l	NE	NE	2.5	NE	NS	NS	NS	NS	NS	NS	NS	NS	NS	NS	NS	NS	NS	NS
Total Petroleum Hydrocarbons	mg/l	NE	NE	NE	NE	NS	NS	NS	NS	NS	NS	NS	NS	NS	NS	NS	NS	NS	NS
Unidentified	mg/l	NE	NE	NE	NE	NS	NS	NS	NS	NS	NS	NS	NS	NS	NS	NS	NS	NS	NS
VOCs																			
1,1,1-Trichloroethane	ug/kg	4000	40000	NE	500000	NS	NS	NS	NS	NS	NS	NS	NS	NS	NS	NS	NS	NS	NS
1,1-Dichloroethane	ug/kg	**1400**	14000	NE	500000	NS	NS	NS	NS	NS	NS	NS	NS	NS	NS	NS	NS	NS	NS
1,2,4-Trichlorobenzene	ug/kg	NE	NE	NE	21000	NS	NS	NS	NS	NS	NS	NS	NS	NS	NS	NS	NS	NS	NS
1,2,4-Trimethylbenzene	ug/kg	NE	NE	NE	500000	NS	NS	NS	NS	NS	NS	NS	NS	NS	NS	NS	NS	NS	NS
1,2-Dichlorobenzene	ug/kg	3100	3100	NE	500000	NS	NS	NS	NS	NS	NS	NS	NS	NS	NS	NS	NS	NS	NS
1,2-Dichloroethane	ug/kg	**20**	200	NE	6700	NS	NS	NS	NS	NS	NS	NS	NS	NS	NS	NS	NS	NS	NS
1,3,5-Trimethylbenzene	ug/kg	NE	NE	NE	500000	NS	NS	NS	NS	NS	NS	NS	NS	NS	NS	NS	NS	NS	NS
1,3-Dichlorobenzene	ug/kg	12000	120000	NE	500000	NS	NS	NS	NS	NS	NS	NS	NS	NS	NS	NS	NS	NS	NS
1,4-Dichlorobenzene	ug/kg	1500	15000	NE	26000	NS	NS	NS	NS	NS	NS	NS	NS	NS	NS	NS	NS	NS	NS
2-Butanone (MEK)	ug/kg	8000	80000	NE	500000	NS	NS	NS	NS	NS	NS	NS	NS	NS	NS	NS	NS	NS	NS
Acetone	ug/kg	14000	140000	NE	500000	NS	NS	NS	NS	NS	NS	NS	NS	NS	NS	NS	NS	NS	NS
Benzene	ug/kg	**20**	**200**	NE	21000	NS	NS	NS	NS	NS	NS	NS	NS	NS	NS	NS	NS	NS	NS
Chlorobenzene	ug/kg	2000	20000	NE	500000	NS	NS	NS	NS	NS	NS	NS	NS	NS	NS	NS	NS	NS	NS
Chloroethane	ug/kg	NE	NE	NE	130000	NS	NS	NS	NS	NS	NS	NS	NS	NS	NS	NS	NS	NS	NS
cis-1,2-Dichloroethylene	ug/kg	**1400**	**14000**	NE	500000	NS	NS	NS	NS	NS	NS	NS	NS	NS	NS	NS	NS	NS	NS
Ethyl ether	ug/kg	NE	NE	NE	NE	NS	NS	NS	NS	NS	NS	NS	NS	NS	NS	NS	NS	NS	NS
Ethylbenzene	ug/kg	**10100**	**10100**	NE	500000	NS	NS	NS	NS	NS	NS	NS	NS	NS	NS	NS	NS	NS	NS
Isopropylbenzene	ug/kg	NE	NE	NE	500000	NS	NS	NS	NS	NS	NS	NS	NS	NS	NS	NS	NS	NS	NS
m,p-Xylenes	ug/kg	NE	**19500**	NE	NE	NS	NS	NS	NS	NS	NS	NS	NS	NS	NS	NS	NS	NS	NS
Methyl Isobutyl Ketone	ug/kg	7000	14000	NE	500000	NS	NS	NS	NS	NS	NS	NS	NS	NS	NS	NS	NS	NS	NS
Naphthalene	ug/kg	**5600**	56000	NE	1000000	NS	NS	NS	NS	NS	NS	NS	NS	NS	NS	NS	NS	NS	NS
n-Butylbenzene	ug/kg	NE	NE	NE	500000	NS	NS	NS	NS	NS	NS	NS	NS	NS	NS	NS	NS	NS	NS
n-Propylbenzene	ug/kg	NE	NE	NE	500000	NS	NS	NS	NS	NS	NS	NS	NS	NS	NS	NS	NS	NS	NS
o-Xylene	ug/kg	NE	**19500**	NE	NE	NS	NS	NS	NS	NS	NS	NS	NS	NS	NS	NS	NS	NS	NS
p-Isopropyltoluene	ug/kg	NE	NE	NE	500000	NS	NS	NS	NS	NS	NS	NS	NS	NS	NS	NS	NS	NS	NS
sec-Butylbenzene	ug/kg	NE	NE	NE	500000	NS	NS	NS	NS	NS	NS	NS	NS	NS	NS	NS	NS	NS	NS
Styrene	ug/kg	2000	20000	NE	500000	NS	NS	NS	NS	NS	NS	NS	NS	NS	NS	NS	NS	NS	NS
tert-butylbenzene	ug/kg	NE	NE	NE	500000	NS	NS	NS	NS	NS	NS	NS	NS	NS	NS	NS	NS	NS	NS
Tetrachloroethylene	ug/kg	**100**	1000	NE	12000	NS	NS	NS	NS	NS	NS	NS	NS	NS	NS	NS	NS	NS	NS
Toluene	ug/kg	20000	67000	NE	500000	NS	NS	NS	NS	NS	NS	NS	NS	NS	NS	NS	NS	NS	NS
Total Xylenes	ug/kg	**19500**	**19500**	NE	NE	NS	NS	NS	NS	NS	NS	NS	NS	NS	NS	NS	NS	NS	NS
trans-1,2-Dichloroethylene	ug/kg	**2000**	20000	NE	500000	NS	NS	NS	NS	NS	NS	NS	NS	NS	NS	NS	NS	NS	NS
Trichloroethene	ug/kg	**100**	**1000**	NE	56000	NS	NS	NS	NS	NS	NS	NS	NS	NS	NS	NS	NS	NS	NS
Vinyl chloride	ug/kg	**40**	**400**	NE	**320**	NS	NS	NS	NS	NS	NS	NS	NS	NS	NS	NS	NS	NS	NS
VOCs-SPLP																			
Total VOC-SPLP	ug/l	NE	NE	NE	NE	NS	NS	NS	NS	NS	NS	NS	NS	NS	NS	NS	NS	NS	NS
SVOC-SIMs																			
Benzo(a)pyrene	ug/kg	1000	1000	NE	1000	NS	NS	NS	NS	NS	NS	NS	NS	NS	NS	NS	NS	NS	NS
Benzo(b)fluoranthene	ug/kg	1000	1000	NE	1000	NS	NS	NS	NS	NS	NS	NS	NS	NS	NS	NS	NS	NS	NS
Fluoranthene	ug/kg	5600	56000	NE	1000000	NS	NS	NS	NS	NS	NS	NS	NS	NS	NS	NS	NS	NS	NS
Pyrene	ug/kg	4000	40000	NE	1000000	NS	NS	NS	NS	NS	NS	NS	NS	NS	NS	NS	NS	NS	NS
SVOCs																			
1-Methylnaphthalene	ug/kg	*200*	*1000*	NE	*21000*	NS	NS	NS	NS	< 186	NS	NS	NS	< 180	NS	< 182	NS	NS	< 180
2-Methylnaphthalene	ug/kg	*560*	*5600*	NE	*270000*	NS	NS	NS	NS	< 186	NS	NS	NS	< 180	NS	< 182	NS	NS	< 180
Acenaphthene	ug/kg	*8400*	*84000*	NE	*1000000*	NS	NS	NS	NS	< 186	NS	NS	NS	< 180	NS	< 182	NS	NS	< 180
Acenaphthylene	ug/kg	8400	84000	NE	1000000	NS	NS	NS	NS	< 186	NS	NS	NS	< 180	NS	< 182	NS	NS	< 180
Anthracene	ug/kg	40000	400000	NE	1000000	NS	NS	NS	NS	< 186	NS	NS	NS	< 180	NS	< 182	NS	NS	< 180
Benzo(a)anthracene	ug/kg	**1000**	**1000**	NE	**1000**	NS	NS	NS	NS	< 186	NS	NS	NS	< 180	NS	< 182	NS	NS	**205**
Benzo(a)pyrene	ug/kg	**1000**	**1000**	NE	**1000**	NS	NS	NS	NS	< 186	NS	NS	NS	< 180	NS	< 182	NS	NS	**222**
Benzo(b)fluoranthene	ug/kg	**1000**	**1000**	NE	**1000**	NS	NS	NS	NS	< 186	NS	NS	NS	< 180	NS	< 182	NS	NS	**221**
Benzo(g,h,i)perylene	ug/kg	*1000*	*1000*	NE	*8400*	NS	NS	NS	NS	< 186	NS	NS	NS	< 180	NS	< 182	NS	NS	< 180
Benzo(k)fluoranthene	ug/kg	**1000**	**1000**	NE	**8400**	NS	NS	NS	NS	< 186	NS	NS	NS	< 180	NS	< 182	NS	NS	**207**
Bis(2-ethylhexyl)phthalate	ug/kg	**1000**	11000	NE	44000	NS	NS	NS	NS	NS	NS	NS	NS	NS	NS	NS	NS	NS	NS
Chrysene	ug/kg	*1000*	*1000*	NE	*84000*	NS	NS	NS	NS	< 186	NS	NS	NS	< 180	NS	< 182	NS	NS	**209**
Dibenzo(a,h)anthracene	ug/kg	*1000*	*1000*	NE	***1000***	NS	NS	NS	NS	< 186	NS	NS	NS	< 180	NS	< 182	NS	NS	< 180
Fluoranthene	ug/kg	**5600**	56000	NE	1000000	NS	NS	NS	NS	< 186	NS	NS	NS	< 180	NS	< 182	NS	NS	**456**
Fluorene	ug/kg	**5600**	56000	NE	1000000	NS	NS	NS	NS	< 186	NS	NS	NS	< 180	NS	< 182	NS	NS	< 180
Indeno(1,2,3-cd)pyrene	ug/kg	*1000*	*1000*	NE	***1000***	NS	NS	NS	NS	< 186	NS	NS	NS	< 180	NS	< 182	NS	NS	< 180
Naphthalene	ug/kg	**5600**	56000	NE	1000000	NS	NS	NS	NS	< 186	NS	NS	NS	< 180	NS	< 182	NS	NS	< 180
Phenanthrene	ug/kg	**4000**	40000	NE	1000000	NS	NS	NS	NS	< 186	NS	NS	NS	< 180	NS	< 182	NS	NS	**222**
Pyrene	ug/kg	**4000**	40000	NE	1000000	NS	NS	NS	NS	< 186	NS	NS	NS	< 180	NS	< 182	NS	NS	**353**
SVOCs-SPLP																			
1-Methylnaphthalene	ug/l	NE	NE	*50*	NE	NS	NS	NS	NS	NS	NS	NS	NS	NS	NS	NS	NS	NS	NS
2-Methylnaphthalene	ug/l	NE	NE	*280*	NE	NS	NS	NS	NS	NS	NS	NS	NS	NS	NS	NS	NS	NS	NS
Acenaphthene	ug/l	NE	NE	*4200*	NE	NS	NS	NS	NS	NS	NS	NS	NS	NS	NS	NS	NS	NS	NS
Anthracene	ug/l	NE	NE	20000	NE	NS	NS	NS	NS	NS	NS	NS	NS	NS	NS	NS	NS	NS	NS
Benzo(a)anthracene	ug/l	NE	NE	0.6	NE	NS	NS	NS	NS	NS	NS	NS	NS	NS	NS	NS	NS	NS	NS
Fluoranthene	ug/l	NE	NE	2800	NE	NS	NS	NS	NS	NS	NS	NS	NS	NS	NS	NS	NS	NS	NS
Fluorene	ug/l	NE	NE	2800	NE	NS	NS	NS	NS	NS	NS	NS	NS	NS	NS	NS	NS	NS	NS
Naphthalene	ug/l	NE	NE	2800	NE	NS	NS	NS	NS	NS	NS	NS	NS	NS	NS	NS	NS	NS	NS
Phenanthrene	ug/l	NE	NE	2000	NE	NS	NS	NS	NS	NS	NS	NS	NS	NS	NS	NS	NS	NS	NS
Pyrene	ug/l	NE	NE	2000	NE	NS	NS	NS	NS	NS	NS	NS	NS	NS	NS	NS	NS	NS	NS

Table 2
AOC 1 Non-PCB Soil Analytical Data
EC Application

Greenwich High School
10 Hillside Road
Greenwich, CT

Location ID						MB-18	MB-19	MB-19	MB-20	MB-20	MB-21	MB-21	MB-22	MB-22	MB-23	MB-23	MB-30	MB-30	MB-30
Depth Interval						4 - 5 ft	0.5 - 1 ft	4 - 5 ft	0.5 - 1 ft	3 - 4 ft	0.5 - 1 ft	3 - 4 ft	0 - 0.5 ft	4 - 5 ft	0.5 - 1 ft	3 - 4 ft	0.5 - 1 ft	2 - 3 ft	3 - 4 ft
Sample ID	Unit	2013 GA PMC	2013 GB PMC	GWPC x 10	2013 RES DEC	MB-18 (4-5)-1	MB-19 (0.5-1)-1	MB-19 (4-5)-1	MB-20 (0.5-1)-1	MB-20 (3-4)-1	MB-21 (0.5-1)-1	MB-21 (3-4)-1	MB-22 (0-0.5)-1	MB-22 (4-5)-1	MB-23 (0.5-1)-1	MB-23 (3-4)-1	MB-30 (0.5-1)-1	MB-30 (2-3)	MB-30 (3-4)
Sample Date						8/8/2013	8/8/2013	8/8/2013	8/8/2013	8/8/2013	8/8/2013	8/8/2013	8/8/2013	8/8/2013	8/8/2013	8/8/2013	8/8/2013	8/8/2013	8/8/2013
SDG						SB74662	SB74662	SB74662	SB74662	SB74662	SB74662	SB74662	SB74662	SB74662	SB74662	SB74662	SB74662	SB74662	SB74662
Metals																			
Antimony	mg/kg	NE	NE	NE	**27**	NS	NS	NS	NS	NS	NS	NS	NS	NS	NS	NS	NS	NS	NS
Arsenic	mg/kg	NE	NE	NE	**10**	**6.88**	**2.73**	**4.47**	**2.68**	**4.58**	**3.09**	**4.10**	**2.13**	**1.46**	< 1.43	**1.81**	**2.35**	**2.38**	**3.86**
Barium	mg/kg	NE	NE	NE	4700	NS	NS	NS	NS	NS	NS	NS	NS	NS	NS	NS	NS	NS	NS
Beryllium	mg/kg	NE	NE	NE	**2**	NS	NS	NS	NS	NS	NS	NS	NS	NS	NS	NS	NS	NS	NS
Cadmium	mg/kg	NE	NE	NE	**34**	NS	NS	NS	NS	NS	NS	NS	NS	NS	NS	NS	NS	NS	NS
Chromium	mg/kg	NE	NE	NE	NE	NS	NS	NS	NS	NS	NS	NS	NS	NS	NS	NS	NS	NS	NS
Copper	mg/kg	NE	NE	NE	**2500**	NS	NS	NS	NS	NS	NS	NS	NS	NS	NS	NS	NS	NS	NS
Lead	mg/kg	NE	NE	NE	**400**	**389**	**9.33**	**25.1**	**4.33**	**25.2**	**5.60**	**61.9**	**6.66**	**7.15**	**4.91**	**8.27**	**42.9**	**22.9**	**27.8**
Mercury	mg/kg	NE	NE	NE	20	NS	NS	NS	NS	NS	NS	NS	NS	NS	NS	NS	NS	NS	NS
Nickel	mg/kg	NE	NE	NE	**1400**	NS	NS	NS	NS	NS	NS	NS	NS	NS	NS	NS	NS	NS	NS
Selenium	mg/kg	NE	NE	NE	340	NS	NS	NS	NS	NS	NS	NS	NS	NS	NS	NS	NS	NS	NS
Silver	mg/kg	NE	NE	NE	340	NS	NS	NS	NS	NS	NS	NS	NS	NS	NS	NS	NS	NS	NS
Thallium	mg/kg	NE	NE	NE	**5.4**	NS	NS	NS	NS	NS	NS	NS	NS	NS	NS	NS	NS	NS	NS
Vanadium	mg/kg	NE	NE	NE	**470**	NS	NS	NS	NS	NS	NS	NS	NS	NS	NS	NS	NS	NS	NS
Zinc	mg/kg	NE	NE	NE	**20000**	NS	NS	NS	NS	NS	NS	NS	NS	NS	NS	NS	NS	NS	NS
Metals-SPLP																			
Antimony	ug/l	**6**	60	NE	NE	NS	NS	NS	NS	NS	NS	NS	NS	NS	NS	NS	NS	NS	NS
Arsenic	ug/l	50	500	NE	NE	NS	NS	NS	NS	NS	NS	NS	NS	NS	NS	NS	NS	NS	NS
Barium	ug/l	1000	10000	NE	NE	NS	NS	NS	NS	NS	NS	NS	NS	NS	NS	NS	NS	NS	NS
Cadmium	ug/l	**5**	**50**	NE	NE	NS	NS	NS	NS	NS	NS	NS	NS	NS	NS	NS	NS	NS	NS
Chromium	ug/l	50	500	NE	NE	NS	NS	NS	NS	NS	NS	NS	NS	NS	NS	NS	NS	NS	NS
Copper	ug/l	1300	13000	NE	NE	NS	NS	NS	NS	NS	NS	NS	NS	NS	NS	NS	NS	NS	NS
Lead	ug/l	**15**	**150**	NE	NE	NS	NS	NS	NS	NS	NS	NS	NS	NS	NS	NS	NS	NS	NS
Nickel	ug/l	100	1000	NE	NE	NS	NS	NS	NS	NS	NS	NS	NS	NS	NS	NS	NS	NS	NS
Vanadium	ug/l	50	500	NE	NE	NS	NS	NS	NS	NS	NS	NS	NS	NS	NS	NS	NS	NS	NS
Zinc	ug/l	5000	50000	NE	NE	NS	NS	NS	NS	NS	NS	NS	NS	NS	NS	NS	NS	NS	NS
Cyanide																			
Cyanide	mg/kg	NE	NE	NE	1400	NS	NS	NS	NS	NS	NS	NS	NS	NS	NS	NS	NS	NS	NS
PCBs																			
Aroclor 1242	ug/kg	NE	NE	NE	NE	< 22.5	< 20.8	< 20.1	< 19.4	< 211	< 20.3	< 22.6	< 22.1	< 20.8	< 21.4	< 21.1	< 21.2	< 20.3	< 20.9
Aroclor 1248	ug/kg	NE	NE	NE	NE	**3030**	< 20.8	**444**	< 19.4	< 211	**26.4**	**4330**	**64.0**	< 20.8	< 21.4	< 21.1	< 21.2	< 20.3	**207**
Aroclor 1254	ug/kg	NE	NE	NE	NE	< 22.5	< 20.8	< 20.1	< 19.4	< 21.1	< 20.3	< 22.6	< 22.1	< 20.8	< 21.4	< 21.1	< 21.2	< 20.3	< 20.9
Aroclor 1260	ug/kg	NE	NE	NE	NE	**68.6**	< 20.8	< 20.1	< 19.4	< 21.1	< 20.3	**139**	< 22.1	< 20.8	< 21.4	< 21.1	< 21.2	< 20.3	< 20.9
Aroclor 1262	ug/kg	NE	NE	NE	NE	< 22.5	< 20.8	< 20.1	< 19.4	< 21.1	< 20.3	< 22.6	< 22.1	< 20.8	< 21.4	< 21.1	< 21.2	< 20.3	< 20.9
Total PCB Aroclors	ug/kg	**NE**	NE	NE	**1000**	**3098.6**	< 20.8	**444**	< 19.4	< 21.1	**26.4**	**4469**	**64**	< 20.8	< 21.4	< 21.1	< 21.2	< 20.3	**207**
PCBs-SPLP																			
Aroclor 1242	ug/l	NE	NE	NE	NE	NS	NS	NS	NS	NS	NS	NS	NS	NS	NS	NS	NS	NS	NS
Aroclor 1248	ug/l	NE	NE	NE	NE	NS	NS	NS	NS	NS	NS	NS	NS	NS	NS	NS	NS	NS	NS
Aroclor 1260	ug/l	NE	NE	NE	NE	NS	NS	NS	NS	NS	NS	NS	NS	NS	NS	NS	NS	NS	NS
Total PCB Aroclors	ug/l	**0.5**	**5**	NE	NE	NS	NS	NS	NS	NS	NS	NS	NS	NS	NS	NS	NS	NS	NS
Pesticides																			
4,4-DDD (p,p)	ug/kg	NE	NE	NE	NE	NS	NS	NS	NS	NS	NS	NS	NS	NS	NS	NS	NS	NS	NS
4,4-DDE (p,p)	ug/kg	NE	NE	NE	NE	NS	NS	NS	NS	NS	NS	NS	NS	NS	NS	NS	NS	NS	NS
4,4-DDT (p,p)	ug/kg	NE	NE	NE	1800	NS	NS	NS	NS	NS	NS	NS	NS	NS	NS	NS	NS	NS	NS
alpha-Chlordane	ug/kg	NE	NE	NE	NE	NS	NS	NS	NS	NS	NS	NS	NS	NS	NS	NS	NS	NS	NS
Chlordane	ug/kg	NE	NE	NE	**490**	NS	NS	NS	NS	NS	NS	NS	NS	NS	NS	NS	NS	NS	NS
Endrin	ug/kg	NE	NE	NE	20000	NS	NS	NS	NS	NS	NS	NS	NS	NS	NS	NS	NS	NS	NS
gamma-Chlordane	ug/kg	NE	NE	NE	NE	NS	NS	NS	NS	NS	NS	NS	NS	NS	NS	NS	NS	NS	NS
Methoxychlor	ug/kg	800	8000	NE	340000	NS	NS	NS	NS	NS	NS	NS	NS	NS	NS	NS	NS	NS	NS
Total DDx	ug/kg	***3***	***20***	NE	1800	NS	NS	NS	NS	NS	NS	NS	NS	NS	NS	NS	NS	NS	NS
Pesticides-SPLP																			
Chlordane	ug/l	NE	NE	**3**	NE	NS	NS	NS	NS	NS	NS	NS	NS	NS	NS	NS	NS	NS	NS
Herbicides																			
Total Herbicides	ug/kg	NE	NE	NE	NE	NS	NS	NS	NS	NS	NS	NS	NS	NS	NS	NS	NS	NS	NS

Notes:
This is a summary table. Only detected analytes are shown.
<0.010 = Not detected above the laboratory reporting limit
Bold = Detected above reporting limit
Yellow highlighted cells exceed the 2013 GA PMC
Green highlighted cells exceed the 2013 GB PMC
Blue highlighted cells exceed the 2013 RES DEC
RES DEC = Residential Direct Exposure Criteria
GA PMC = Pollutant Mobility Criteria for GA classified groundwater areas
GB PMC = Pollutant Mobility Criteria for GB classified groundwater areas
GWPC = Groundwater Protection Criteria
Italicized criteria indicate that criteria value is from CTDEEP Recommended Criteria Values for Common Additional Polluting Substances and Alternative Criteria Requests (September 2018)
NE = Criteria has not been established
NS = Not sampled for this constituent
ug/kg = micrograms per kilogram
ug/l = micrograms per liter
mg/kg = milligrams per kilogram
U = The analyte was not detected above the detection limit
J+ = Result may be biased high
J-= Result may be biased low
J = Result is considered estimated
UJ = The analyte was not detected at a level greater than or equal to the adjusted DL. However, the reported adjusted DL is approximate and may be inaccurate or imprecise.

Table 2
AOC 1 Non-PCB Soil Analytical Data
EC Application

Greenwich High School
10 Hillside Road
Greenwich, CT

Location ID Depth Interval Sample ID Sample Date SDG	Unit	2013 GA PMC	2013 GB PMC	GWPC x 10	2013 RES DEC	MB-31 0 - 0.5 ft MB-31 (0-0.5)-1 8/8/2013 SB74662	MB-31 1 - 2 ft MB-31 (1-2)-1 8/8/2013 SB74662	MB-31 3 - 4 ft MB-31 (3-4)-1 8/8/2013 SB74662	MB-32 0 - 0.5 ft MB-32 (0-0.5)-1 8/8/2013 SB74662	MB-32 2 - 3 ft MB-32 (2-3)-1 8/8/2013 SB74662	MB-32 4 - 5 ft MB-32 (4-5) 8/8/2013 SB74662	MB-33 0.5 - 1 ft MB-33 (0.5-1)-1 8/8/2013 SB74662	MB-33 2 - 3 ft MB-33 (2-3)-1 8/8/2013 SB74662	MB-33 4 - 5 ft MB-33 (4-5)-1 8/8/2013 SB74662	MB-35 0 - 0.5 ft MB-35(0-0.5)-1 8/9/2013 SB74753	MB-35 1 - 2 ft MB-35(1-2)-1 8/9/2013 SB74753	MB-35 4 - 5 ft MB-35(4-5)-1 8/9/2013 SB74753	MB-40 0 - 0.5 ft MB-40 (0-0.5)-1 8/8/2013 SB74662	MB-40 2 - 3 ft MB-40 (2-3)-1 8/8/2013 SB74662
CTETPH																			
Aliphatic Hydrocarbons (ETPH) C9-C36	mg/kg	**500**	**2500**	NE	**500**	NS	NS	**66.6**	NS	NS	NS	NS	**63.5**	NS	NS	NS	NS	NS	NS
Total Petroleum Hydrocarbons	mg/kg	**500**	**2500**	NE	**500**	NS	NS	**66.6**	NS	NS	NS	NS	**63.5**	NS	NS	NS	NS	NS	NS
Unidentified	mg/kg	NE	NE	NE	NE	NS	NS	**66.6**	NS	NS	NS	NS	**63.5**	NS	NS	NS	NS	NS	NS
CTETPH-SPLP																			
Aliphatic Hydrocarbons (ETPH) C9-C36	mg/l	NE	NE	2.5	NE	NS	NS	NS	NS	NS	NS	NS	NS	NS	NS	NS	NS	NS	NS
Total Petroleum Hydrocarbons	mg/l	NE	NE	NE	NE	NS	NS	NS	NS	NS	NS	NS	NS	NS	NS	NS	NS	NS	NS
Unidentified	mg/l	NE	NE	NE	NE	NS	NS	NS	NS	NS	NS	NS	NS	NS	NS	NS	NS	NS	NS
VOCs																			
1,1,1-Trichloroethane	ug/kg	4000	40000	NE	500000	NS	NS	NS	NS	NS	NS	NS	NS	NS	NS	NS	NS	NS	NS
1,1-Dichloroethane	ug/kg	**1400**	14000	NE	500000	NS	NS	NS	NS	NS	NS	NS	NS	NS	NS	NS	NS	NS	NS
1,2,4-Trichlorobenzene	ug/kg	NE	NE	NE	21000	NS	NS	NS	NS	NS	NS	NS	NS	NS	NS	NS	NS	NS	NS
1,2,4-Trimethylbenzene	ug/kg	NE	NE	NE	500000	NS	NS	NS	NS	NS	NS	NS	NS	NS	NS	NS	NS	NS	NS
1,2-Dichlorobenzene	ug/kg	3100	3100	NE	500000	NS	NS	NS	NS	NS	NS	NS	NS	NS	NS	NS	NS	NS	NS
1,2-Dichloroethane	ug/kg	**20**	200	NE	6700	NS	NS	NS	NS	NS	NS	NS	NS	NS	NS	NS	NS	NS	NS
1,3,5-Trimethylbenzene	ug/kg	NE	NE	NE	500000	NS	NS	NS	NS	NS	NS	NS	NS	NS	NS	NS	NS	NS	NS
1,3-Dichlorobenzene	ug/kg	12000	120000	NE	500000	NS	NS	NS	NS	NS	NS	NS	NS	NS	NS	NS	NS	NS	NS
1,4-Dichlorobenzene	ug/kg	1500	15000	NE	26000	NS	NS	NS	NS	NS	NS	NS	NS	NS	NS	NS	NS	NS	NS
2-Butanone (MEK)	ug/kg	8000	80000	NE	500000	NS	NS	NS	NS	NS	NS	NS	NS	NS	NS	NS	NS	NS	NS
Acetone	ug/kg	14000	140000	NE	500000	NS	NS	NS	NS	NS	NS	NS	NS	NS	NS	NS	NS	NS	NS
Benzene	ug/kg	**20**	**200**	NE	21000	NS	NS	NS	NS	NS	NS	NS	NS	NS	NS	NS	NS	NS	NS
Chlorobenzene	ug/kg	2000	20000	NE	500000	NS	NS	NS	NS	NS	NS	NS	NS	NS	NS	NS	NS	NS	NS
Chloroethane	ug/kg	NE	NE	NE	130000	NS	NS	NS	NS	NS	NS	NS	NS	NS	NS	NS	NS	NS	NS
cis-1,2-Dichloroethylene	ug/kg	**1400**	**14000**	NE	500000	NS	NS	NS	NS	NS	NS	NS	NS	NS	NS	NS	NS	NS	NS
Ethyl ether	ug/kg	NE	NE	NE	NE	NS	NS	NS	NS	NS	NS	NS	NS	NS	NS	NS	NS	NS	NS
Ethylbenzene	ug/kg	**10100**	**10100**	NE	500000	NS	NS	NS	NS	NS	NS	NS	NS	NS	NS	NS	NS	NS	NS
Isopropylbenzene	ug/kg	NE	NE	NE	500000	NS	NS	NS	NS	NS	NS	NS	NS	NS	NS	NS	NS	NS	NS
m,p-Xylenes	ug/kg	NE	**19500**	NE	NE	NS	NS	NS	NS	NS	NS	NS	NS	NS	NS	NS	NS	NS	NS
Methyl Isobutyl Ketone	ug/kg	7000	14000	NE	500000	NS	NS	NS	NS	NS	NS	NS	NS	NS	NS	NS	NS	NS	NS
Naphthalene	ug/kg	**5600**	56000	NE	1000000	NS	NS	NS	NS	NS	NS	NS	NS	NS	NS	NS	NS	NS	NS
n-Butylbenzene	ug/kg	NE	NE	NE	500000	NS	NS	NS	NS	NS	NS	NS	NS	NS	NS	NS	NS	NS	NS
n-Propylbenzene	ug/kg	NE	NE	NE	500000	NS	NS	NS	NS	NS	NS	NS	NS	NS	NS	NS	NS	NS	NS
o-Xylene	ug/kg	NE	**19500**	NE	NE	NS	NS	NS	NS	NS	NS	NS	NS	NS	NS	NS	NS	NS	NS
p-Isopropyltoluene	ug/kg	NE	NE	NE	500000	NS	NS	NS	NS	NS	NS	NS	NS	NS	NS	NS	NS	NS	NS
sec-Butylbenzene	ug/kg	NE	NE	NE	500000	NS	NS	NS	NS	NS	NS	NS	NS	NS	NS	NS	NS	NS	NS
Styrene	ug/kg	2000	20000	NE	500000	NS	NS	NS	NS	NS	NS	NS	NS	NS	NS	NS	NS	NS	NS
tert-butylbenzene	ug/kg	NE	NE	NE	500000	NS	NS	NS	NS	NS	NS	NS	NS	NS	NS	NS	NS	NS	NS
Tetrachloroethylene	ug/kg	**100**	1000	NE	12000	NS	NS	NS	NS	NS	NS	NS	NS	NS	NS	NS	NS	NS	NS
Toluene	ug/kg	20000	67000	NE	500000	NS	NS	NS	NS	NS	NS	NS	NS	NS	NS	NS	NS	NS	NS
Total Xylenes	ug/kg	**19500**	**19500**	NE	NE	NS	NS	NS	NS	NS	NS	NS	NS	NS	NS	NS	NS	NS	NS
trans-1,2-Dichloroethylene	ug/kg	**2000**	20000	NE	500000	NS	NS	NS	NS	NS	NS	NS	NS	NS	NS	NS	NS	NS	NS
Trichloroethene	ug/kg	**100**	**1000**	NE	56000	NS	NS	NS	NS	NS	NS	NS	NS	NS	NS	NS	NS	NS	NS
Vinyl chloride	ug/kg	**40**	**400**	NE	**320**	NS	NS	NS	NS	NS	NS	NS	NS	NS	NS	NS	NS	NS	NS
VOCs-SPLP																			
Total VOC-SPLP	ug/l	NE	NE	NE	NE	NS	NS	NS	NS	NS	NS	NS	NS	NS	NS	NS	NS	NS	NS
SVOC-SIMs																			
Benzo(a)pyrene	ug/kg	1000	1000	NE	1000	NS	NS	NS	NS	NS	NS	NS	NS	NS	NS	NS	NS	NS	NS
Benzo(b)fluoranthene	ug/kg	1000	1000	NE	1000	NS	NS	NS	NS	NS	NS	NS	NS	NS	NS	NS	NS	NS	NS
Fluoranthene	ug/kg	5600	56000	NE	1000000	NS	NS	NS	NS	NS	NS	NS	NS	NS	NS	NS	NS	NS	NS
Pyrene	ug/kg	4000	40000	NE	1000000	NS	NS	NS	NS	NS	NS	NS	NS	NS	NS	NS	NS	NS	NS
SVOCs																			
1-Methylnaphthalene	ug/kg	*200*	*1000*	NE	*21000*	NS	NS	< 191	NS	NS	NS	NS	< 182	NS	NS	NS	NS	NS	NS
2-Methylnaphthalene	ug/kg	*560*	*5600*	NE	*270000*	NS	NS	< 191	NS	NS	NS	NS	< 182	NS	NS	NS	NS	NS	NS
Acenaphthene	ug/kg	*8400*	*84000*	NE	*1000000*	NS	NS	< 191	NS	NS	NS	NS	< 182	NS	NS	NS	NS	NS	NS
Acenaphthylene	ug/kg	8400	84000	NE	1000000	NS	NS	< 191	NS	NS	NS	NS	< 182	NS	NS	NS	NS	NS	NS
Anthracene	ug/kg	40000	400000	NE	1000000	NS	NS	< 191	NS	NS	NS	NS	< 182	NS	NS	NS	NS	NS	NS
Benzo(a)anthracene	ug/kg	**1000**	**1000**	NE	**1000**	NS	NS	< 191	NS	NS	NS	NS	< 182	NS	NS	NS	NS	NS	NS
Benzo(a)pyrene	ug/kg	**1000**	**1000**	NE	**1000**	NS	NS	< 191	NS	NS	NS	NS	< 182	NS	NS	NS	NS	NS	NS
Benzo(b)fluoranthene	ug/kg	**1000**	**1000**	NE	**1000**	NS	NS	< 191	NS	NS	NS	NS	< 182	NS	NS	NS	NS	NS	NS
Benzo(g,h,i)perylene	ug/kg	*1000*	*1000*	NE	*8400*	NS	NS	< 191	NS	NS	NS	NS	< 182	NS	NS	NS	NS	NS	NS
Benzo(k)fluoranthene	ug/kg	**1000**	**1000**	NE	**8400**	NS	NS	< 191	NS	NS	NS	NS	< 182	NS	NS	NS	NS	NS	NS
Bis(2-ethylhexyl)phthalate	ug/kg	**1000**	11000	NE	44000	NS	NS	NS	NS	NS	NS	NS	NS	NS	NS	NS	NS	NS	NS
Chrysene	ug/kg	*1000*	*1000*	NE	*84000*	NS	NS	< 191	NS	NS	NS	NS	< 182	NS	NS	NS	NS	NS	NS
Dibenzo(a,h)anthracene	ug/kg	*1000*	*1000*	NE	***1000***	NS	NS	< 191	NS	NS	NS	NS	< 182	NS	NS	NS	NS	NS	NS
Fluoranthene	ug/kg	**5600**	56000	NE	1000000	NS	NS	**236**	NS	NS	NS	NS	**220**	NS	NS	NS	NS	NS	NS
Fluorene	ug/kg	**5600**	56000	NE	1000000	NS	NS	< 191	NS	NS	NS	NS	< 182	NS	NS	NS	NS	NS	NS
Indeno(1,2,3-cd)pyrene	ug/kg	*1000*	*1000*	NE	***1000***	NS	NS	< 191	NS	NS	NS	NS	< 182	NS	NS	NS	NS	NS	NS
Naphthalene	ug/kg	**5600**	56000	NE	1000000	NS	NS	< 191	NS	NS	NS	NS	< 182	NS	NS	NS	NS	NS	NS
Phenanthrene	ug/kg	**4000**	40000	NE	1000000	NS	NS	< 191	NS	NS	NS	NS	**185**	NS	NS	NS	NS	NS	NS
Pyrene	ug/kg	**4000**	40000	NE	1000000	NS	NS	**222**	NS	NS	NS	NS	**196**	NS	NS	NS	NS	NS	NS
SVOCs-SPLP																			
1-Methylnaphthalene	ug/l	NE	NE	*50*	NE	NS	NS	NS	NS	NS	NS	NS	NS	NS	NS	NS	NS	NS	NS
2-Methylnaphthalene	ug/l	NE	NE	*280*	NE	NS	NS	NS	NS	NS	NS	NS	NS	NS	NS	NS	NS	NS	NS
Acenaphthene	ug/l	NE	NE	*4200*	NE	NS	NS	NS	NS	NS	NS	NS	NS	NS	NS	NS	NS	NS	NS
Anthracene	ug/l	NE	NE	20000	NE	NS	NS	NS	NS	NS	NS	NS	NS	NS	NS	NS	NS	NS	NS
Benzo(a)anthracene	ug/l	NE	NE	0.6	NE	NS	NS	NS	NS	NS	NS	NS	NS	NS	NS	NS	NS	NS	NS
Fluoranthene	ug/l	NE	NE	2800	NE	NS	NS	NS	NS	NS	NS	NS	NS	NS	NS	NS	NS	NS	NS
Fluorene	ug/l	NE	NE	2800	NE	NS	NS	NS	NS	NS	NS	NS	NS	NS	NS	NS	NS	NS	NS
Naphthalene	ug/l	NE	NE	2800	NE	NS	NS	NS	NS	NS	NS	NS	NS	NS	NS	NS	NS	NS	NS
Phenanthrene	ug/l	NE	NE	2000	NE	NS	NS	NS	NS	NS	NS	NS	NS	NS	NS	NS	NS	NS	NS
Pyrene	ug/l	NE	NE	2000	NE	NS	NS	NS	NS	NS	NS	NS	NS	NS	NS	NS	NS	NS	NS

Table 2
AOC 1 Non-PCB Soil Analytical Data
EC Application

Greenwich High School
10 Hillside Road
Greenwich, CT

Location ID Depth Interval Sample ID Sample Date SDG	Unit	2013 GA PMC	2013 GB PMC	GWPC x 10	2013 RES DEC	MB-31 0 - 0.5 ft MB-31 (0-0.5)-1 8/8/2013 SB74662	MB-31 1 - 2 ft MB-31 (1-2)-1 8/8/2013 SB74662	MB-31 3 - 4 ft MB-31 (3-4)-1 8/8/2013 SB74662	MB-32 0 - 0.5 ft MB-32 (0-0.5)-1 8/8/2013 SB74662	MB-32 2 - 3 ft MB-32 (2-3)-1 8/8/2013 SB74662	MB-32 4 - 5 ft MB-32 (4-5) 8/8/2013 SB74662	MB-33 0.5 - 1 ft MB-33 (0.5-1)-1 8/8/2013 SB74662	MB-33 2 - 3 ft MB-33 (2-3)-1 8/8/2013 SB74662	MB-33 4 - 5 ft MB-33 (4-5)-1 8/8/2013 SB74662	MB-35 0 - 0.5 ft MB-35(0-0.5)-1 8/9/2013 SB74753	MB-35 1 - 2 ft MB-35(1-2)-1 8/9/2013 SB74753	MB-35 4 - 5 ft MB-35(4-5)-1 8/9/2013 SB74753	MB-40 0 - 0.5 ft MB-40 (0-0.5)-1 8/8/2013 SB74662	MB-40 2 - 3 ft MB-40 (2-3)-1 8/8/2013 SB74662
Metals																			
Antimony	mg/kg	NE	NE	NE	**27**	NS	NS	NS	NS	NS	NS	NS	NS	NS	NS	NS	NS	NS	NS
Arsenic	mg/kg	NE	NE	NE	**10**	**2.64**	**4.06**	**8.85**	**2.52**	**3.81**	**3.23**	**2.19**	**3.67**	**2.03**	**2.39**	**2.46**	**4.67**	**2.38**	**3.07**
Barium	mg/kg	NE	NE	NE	4700	NS	NS	NS	NS	NS	NS	NS	NS	NS	NS	NS	NS	NS	NS
Beryllium	mg/kg	NE	NE	NE	**2**	NS	NS	NS	NS	NS	NS	NS	NS	NS	NS	NS	NS	NS	NS
Cadmium	mg/kg	NE	NE	NE	**34**	NS	NS	NS	NS	NS	NS	NS	NS	NS	NS	NS	NS	NS	NS
Chromium	mg/kg	NE	NE	NE	NE	NS	NS	NS	NS	NS	NS	NS	NS	NS	NS	NS	NS	NS	NS
Copper	mg/kg	NE	NE	NE	**2500**	NS	NS	NS	NS	NS	NS	NS	NS	NS	NS	NS	NS	NS	NS
Lead	mg/kg	NE	NE	NE	**400**	**20.6**	**86.0**	**64.9**	**30.0**	**14.2**	**14.6**	**21.8**	**25.9**	**12.2**	**12.3**	**16.0**	**134**	**20.5**	**13.2**
Mercury	mg/kg	NE	NE	NE	20	NS	NS	NS	NS	NS	NS	NS	NS	NS	NS	NS	NS	NS	NS
Nickel	mg/kg	NE	NE	NE	**1400**	NS	NS	NS	NS	NS	NS	NS	NS	NS	NS	NS	NS	NS	NS
Selenium	mg/kg	NE	NE	NE	340	NS	NS	NS	NS	NS	NS	NS	NS	NS	NS	NS	NS	NS	NS
Silver	mg/kg	NE	NE	NE	340	NS	NS	NS	NS	NS	NS	NS	NS	NS	NS	NS	NS	NS	NS
Thallium	mg/kg	NE	NE	NE	**5.4**	NS	NS	NS	NS	NS	NS	NS	NS	NS	NS	NS	NS	NS	NS
Vanadium	mg/kg	NE	NE	NE	**470**	NS	NS	NS	NS	NS	NS	NS	NS	NS	NS	NS	NS	NS	NS
Zinc	mg/kg	NE	NE	NE	**20000**	NS	NS	NS	NS	NS	NS	NS	NS	NS	NS	NS	NS	NS	NS
Metals-SPLP																			
Antimony	ug/l	**6**	60	NE	NE	NS	NS	NS	NS	NS	NS	NS	NS	NS	NS	NS	NS	NS	NS
Arsenic	ug/l	50	500	NE	NE	NS	NS	NS	NS	NS	NS	NS	NS	NS	NS	NS	NS	NS	NS
Barium	ug/l	1000	10000	NE	NE	NS	NS	NS	NS	NS	NS	NS	NS	NS	NS	NS	NS	NS	NS
Cadmium	ug/l	**5**	**50**	NE	NE	NS	NS	NS	NS	NS	NS	NS	NS	NS	NS	NS	NS	NS	NS
Chromium	ug/l	50	500	NE	NE	NS	NS	NS	NS	NS	NS	NS	NS	NS	NS	NS	NS	NS	NS
Copper	ug/l	1300	13000	NE	NE	NS	NS	NS	NS	NS	NS	NS	NS	NS	NS	NS	NS	NS	NS
Lead	ug/l	**15**	**150**	NE	NE	NS	NS	NS	NS	NS	NS	NS	NS	NS	NS	NS	NS	NS	NS
Nickel	ug/l	100	1000	NE	NE	NS	NS	NS	NS	NS	NS	NS	NS	NS	NS	NS	NS	NS	NS
Vanadium	ug/l	50	500	NE	NE	NS	NS	NS	NS	NS	NS	NS	NS	NS	NS	NS	NS	NS	NS
Zinc	ug/l	5000	50000	NE	NE	NS	NS	NS	NS	NS	NS	NS	NS	NS	NS	NS	NS	NS	NS
Cyanide																			
Cyanide	mg/kg	NE	NE	NE	1400	NS	NS	NS	NS	NS	NS	NS	NS	NS	NS	NS	NS	NS	NS
PCBs																			
Aroclor 1242	ug/kg	NE	NE	NE	NE	< 20.7	< 23.8	< 22.2	< 20.8	< 222	< 212	< 21.7	< 21.4	< 220	< 20.1	< 20.1	< 22.7	< 20.3	< 22.6
Aroclor 1248	ug/kg	NE	NE	NE	NE	< 20.7	< 23.8	< 22.2	< 20.8	< 222	< 212	< 21.7	< 21.4	< 220	< 20.1	< 20.1	**4970**	< 20.3	**173**
Aroclor 1254	ug/kg	NE	NE	NE	NE	< 20.7	**1000**	**311**	< 20.8	< 222	< 212	< 21.7	**78.2**	< 220	< 20.1	**45.2**	< 22.7	< 20.3	< 22.6
Aroclor 1260	ug/kg	NE	NE	NE	NE	< 20.7	< 23.8	< 22.2	< 20.8	< 22.2	< 21.2	< 21.7	< 21.4	< 22.0	< 20.1	< 20.1	**141**	< 20.3	< 22.6
Aroclor 1262	ug/kg	NE	NE	NE	NE	< 20.7	< 23.8	< 22.2	< 20.8	< 22.2	< 21.2	< 21.7	< 21.4	< 22.0	< 20.1	< 20.1	< 22.7	< 20.3	< 22.6
Total PCB Aroclors	ug/kg	**NE**	NE	NE	**1000**	< 20.7	**1000**	**311**	< 20.8	< 22.2	< 21.2	< 21.7	**78.2**	< 22.0	< 20.1	**45.2**	**5111**	< 20.3	**173**
PCBs-SPLP																			
Aroclor 1242	ug/l	NE	NE	NE	NE	NS	NS	NS	NS	NS	NS	NS	NS	NS	NS	NS	NS	NS	NS
Aroclor 1248	ug/l	NE	NE	NE	NE	NS	NS	NS	NS	NS	NS	NS	NS	NS	NS	NS	NS	NS	NS
Aroclor 1260	ug/l	NE	NE	NE	NE	NS	NS	NS	NS	NS	NS	NS	NS	NS	NS	NS	NS	NS	NS
Total PCB Aroclors	ug/l	**0.5**	**5**	NE	NE	NS	NS	NS	NS	NS	NS	NS	NS	NS	NS	NS	NS	NS	NS
Pesticides																			
4,4-DDD (p,p)	ug/kg	NE	NE	NE	NE	NS	NS	NS	NS	NS	NS	NS	NS	NS	NS	NS	NS	NS	NS
4,4-DDE (p,p)	ug/kg	NE	NE	NE	NE	NS	NS	NS	NS	NS	NS	NS	NS	NS	NS	NS	NS	NS	NS
4,4-DDT (p,p)	ug/kg	NE	NE	NE	1800	NS	NS	NS	NS	NS	NS	NS	NS	NS	NS	NS	NS	NS	NS
alpha-Chlordane	ug/kg	NE	NE	NE	NE	NS	NS	NS	NS	NS	NS	NS	NS	NS	NS	NS	NS	NS	NS
Chlordane	ug/kg	NE	NE	NE	**490**	NS	NS	NS	NS	NS	NS	NS	NS	NS	NS	NS	NS	NS	NS
Endrin	ug/kg	NE	NE	NE	20000	NS	NS	NS	NS	NS	NS	NS	NS	NS	NS	NS	NS	NS	NS
gamma-Chlordane	ug/kg	NE	NE	NE	NE	NS	NS	NS	NS	NS	NS	NS	NS	NS	NS	NS	NS	NS	NS
Methoxychlor	ug/kg	800	8000	NE	340000	NS	NS	NS	NS	NS	NS	NS	NS	NS	NS	NS	NS	NS	NS
Total DDx	ug/kg	***3***	***20***	NE	1800	NS	NS	NS	NS	NS	NS	NS	NS	NS	NS	NS	NS	NS	NS
Pesticides-SPLP																			
Chlordane	ug/l	NE	NE	**3**	NE	NS	NS	NS	NS	NS	NS	NS	NS	NS	NS	NS	NS	NS	NS
Herbicides																			
Total Herbicides	ug/kg	NE	NE	NE	NE	NS	NS	NS	NS	NS	NS	NS	NS	NS	NS	NS	NS	NS	NS

Notes:
This is a summary table. Only detected analytes are shown.
<0.010 = Not detected above the laboratory reporting limit
Bold = Detected above reporting limit
Yellow highlighted cells exceed the 2013 GA PMC
Green highlighted cells exceed the 2013 GB PMC
Blue highlighted cells exceed the 2013 RES DEC
RES DEC = Residential Direct Exposure Criteria
GA PMC = Pollutant Mobility Criteria for GA classified groundwater areas
GB PMC = Pollutant Mobility Criteria for GB classified groundwater areas
GWPC = Groundwater Protection Criteria
Italicized criteria indicate that criteria value is from CTDEEP Recommended Criteria Values for Common Additional Polluting Substances and Alternative Criteria Requests (September 2018)
NE = Criteria has not been established
NS = Not sampled for this constituent
ug/kg = micrograms per kilogram
ug/l = micrograms per liter
mg/kg = milligrams per kilogram
U = The analyte was not detected above the detection limit
J+ = Result may be biased high
J-= Result may be biased low
J = Result is considered estimated
UJ = The analyte was not detected at a level greater than or equal to the adjusted DL. However, the reported adjusted DL is approximate and may be inaccurate or imprecise.

Table 2
AOC 1 Non-PCB Soil Analytical Data
EC Application

Greenwich High School
10 Hillside Road
Greenwich, CT

Location ID Depth Interval Sample ID Sample Date SDG	Unit	2013 GA PMC	2013 GB PMC	GWPC x 10	2013 RES DEC	MB-40 4 - 5 ft MB-40 (4-5)-1 8/8/2013 SB74662	MB-40 5 - 7 ft MB-40 (5-7)-1 8/8/2013 SB74662	MB-43 0 - 0.5 ft MB-43 (0-0.5)-1 8/8/2013 SB74662	MB-43 1 - 2 ft MB-43 (1-2)-1 8/8/2013 SB74662	MB-43 3 - 4 ft MB-43 (3-4)-1 8/8/2013 SB74662	MB-44 0.5 - 1 ft MB-44 (0.5-1)-1 8/8/2013 SB74662	MB-44 3 - 4 ft MB-44 (3-4)-1 8/8/2013 SB74662	MB-44 4 - 5 ft MB-44 (4-5)-1 8/8/2013 SB74662	MB-44 8 - 10 ft MB-44 (8-10)-1 8/8/2013 SB74662	MB-58 0 - 0.5 ft MB-58 (0-0.5)120313 12/3/2013 SB81322	MB-58 2 - 2.5 ft MB-58 (2.5-3)120313 12/3/2013 SB81322	MB-59 0.5 - 1 ft MB-59 (0.5-1)120313 12/3/2013 SB81322	MB-59 3 - 3.5 ft MB-59 (3-3.5)120313 12/3/2013 SB81322	MB-60 0 - 0.5 ft MB-60 (0-0.5)120313 12/3/2013 SB81322
CTETPH																			
Aliphatic Hydrocarbons (ETPH) C9-C36	mg/kg	**500**	**2500**	NE	**500**	< 50.7	NS	NS	NS	**61.2**	NS	NS	< 29.1	NS	NS	NS	NS	NS	NS
Total Petroleum Hydrocarbons	mg/kg	**500**	**2500**	NE	**500**	< 50.7	NS	NS	NS	**61.2**	NS	NS	< 29.1	NS	NS	NS	NS	NS	NS
Unidentified	mg/kg	NE	NE	NE	NE	< 50.7	NS	NS	NS	**61.2**	NS	NS	< 29.1	NS	NS	NS	NS	NS	NS
CTETPH-SPLP																			
Aliphatic Hydrocarbons (ETPH) C9-C36	mg/l	NE	NE	2.5	NE	NS	NS	NS	NS	NS	NS	NS	NS	NS	NS	NS	NS	NS	NS
Total Petroleum Hydrocarbons	mg/l	NE	NE	NE	NE	NS	NS	NS	NS	NS	NS	NS	NS	NS	NS	NS	NS	NS	NS
Unidentified	mg/l	NE	NE	NE	NE	NS	NS	NS	NS	NS	NS	NS	NS	NS	NS	NS	NS	NS	NS
VOCs																			
1,1,1-Trichloroethane	ug/kg	4000	40000	NE	500000	NS	NS	NS	NS	NS	NS	NS	NS	NS	NS	NS	NS	NS	NS
1,1-Dichloroethane	ug/kg	**1400**	14000	NE	500000	NS	NS	NS	NS	NS	NS	NS	NS	NS	NS	NS	NS	NS	NS
1,2,4-Trichlorobenzene	ug/kg	NE	NE	NE	21000	NS	NS	NS	NS	NS	NS	NS	NS	NS	NS	NS	NS	NS	NS
1,2,4-Trimethylbenzene	ug/kg	NE	NE	NE	500000	NS	NS	NS	NS	NS	NS	NS	NS	NS	NS	NS	NS	NS	NS
1,2-Dichlorobenzene	ug/kg	3100	3100	NE	500000	NS	NS	NS	NS	NS	NS	NS	NS	NS	NS	NS	NS	NS	NS
1,2-Dichloroethane	ug/kg	**20**	200	NE	6700	NS	NS	NS	NS	NS	NS	NS	NS	NS	NS	NS	NS	NS	NS
1,3,5-Trimethylbenzene	ug/kg	NE	NE	NE	500000	NS	NS	NS	NS	NS	NS	NS	NS	NS	NS	NS	NS	NS	NS
1,3-Dichlorobenzene	ug/kg	12000	120000	NE	500000	NS	NS	NS	NS	NS	NS	NS	NS	NS	NS	NS	NS	NS	NS
1,4-Dichlorobenzene	ug/kg	1500	15000	NE	26000	NS	NS	NS	NS	NS	NS	NS	NS	NS	NS	NS	NS	NS	NS
2-Butanone (MEK)	ug/kg	8000	80000	NE	500000	NS	NS	NS	NS	NS	NS	NS	NS	NS	NS	NS	NS	NS	NS
Acetone	ug/kg	14000	140000	NE	500000	NS	NS	NS	NS	NS	NS	NS	NS	NS	NS	NS	NS	NS	NS
Benzene	ug/kg	**20**	**200**	NE	21000	NS	NS	NS	NS	NS	NS	NS	NS	NS	NS	NS	NS	NS	NS
Chlorobenzene	ug/kg	2000	20000	NE	500000	NS	NS	NS	NS	NS	NS	NS	NS	NS	NS	NS	NS	NS	NS
Chloroethane	ug/kg	NE	NE	NE	130000	NS	NS	NS	NS	NS	NS	NS	NS	NS	NS	NS	NS	NS	NS
cis-1,2-Dichloroethylene	ug/kg	**1400**	**14000**	NE	500000	NS	NS	NS	NS	NS	NS	NS	NS	NS	NS	NS	NS	NS	NS
Ethyl ether	ug/kg	NE	NE	NE	NE	NS	NS	NS	NS	NS	NS	NS	NS	NS	NS	NS	NS	NS	NS
Ethylbenzene	ug/kg	**10100**	**10100**	NE	500000	NS	NS	NS	NS	NS	NS	NS	NS	NS	NS	NS	NS	NS	NS
Isopropylbenzene	ug/kg	NE	NE	NE	500000	NS	NS	NS	NS	NS	NS	NS	NS	NS	NS	NS	NS	NS	NS
m,p-Xylenes	ug/kg	NE	**19500**	NE	NE	NS	NS	NS	NS	NS	NS	NS	NS	NS	NS	NS	NS	NS	NS
Methyl Isobutyl Ketone	ug/kg	7000	14000	NE	500000	NS	NS	NS	NS	NS	NS	NS	NS	NS	NS	NS	NS	NS	NS
Naphthalene	ug/kg	**5600**	56000	NE	1000000	NS	NS	NS	NS	NS	NS	NS	NS	NS	NS	NS	NS	NS	NS
n-Butylbenzene	ug/kg	NE	NE	NE	500000	NS	NS	NS	NS	NS	NS	NS	NS	NS	NS	NS	NS	NS	NS
n-Propylbenzene	ug/kg	NE	NE	NE	500000	NS	NS	NS	NS	NS	NS	NS	NS	NS	NS	NS	NS	NS	NS
o-Xylene	ug/kg	NE	**19500**	NE	NE	NS	NS	NS	NS	NS	NS	NS	NS	NS	NS	NS	NS	NS	NS
p-Isopropyltoluene	ug/kg	NE	NE	NE	500000	NS	NS	NS	NS	NS	NS	NS	NS	NS	NS	NS	NS	NS	NS
sec-Butylbenzene	ug/kg	NE	NE	NE	500000	NS	NS	NS	NS	NS	NS	NS	NS	NS	NS	NS	NS	NS	NS
Styrene	ug/kg	2000	20000	NE	500000	NS	NS	NS	NS	NS	NS	NS	NS	NS	NS	NS	NS	NS	NS
tert-butylbenzene	ug/kg	NE	NE	NE	500000	NS	NS	NS	NS	NS	NS	NS	NS	NS	NS	NS	NS	NS	NS
Tetrachloroethylene	ug/kg	**100**	1000	NE	12000	NS	NS	NS	NS	NS	NS	NS	NS	NS	NS	NS	NS	NS	NS
Toluene	ug/kg	20000	67000	NE	500000	NS	NS	NS	NS	NS	NS	NS	NS	NS	NS	NS	NS	NS	NS
Total Xylenes	ug/kg	**19500**	**19500**	NE	NE	NS	NS	NS	NS	NS	NS	NS	NS	NS	NS	NS	NS	NS	NS
trans-1,2-Dichloroethylene	ug/kg	**2000**	20000	NE	500000	NS	NS	NS	NS	NS	NS	NS	NS	NS	NS	NS	NS	NS	NS
Trichloroethene	ug/kg	**100**	**1000**	NE	56000	NS	NS	NS	NS	NS	NS	NS	NS	NS	NS	NS	NS	NS	NS
Vinyl chloride	ug/kg	**40**	**400**	NE	**320**	NS	NS	NS	NS	NS	NS	NS	NS	NS	NS	NS	NS	NS	NS
VOCs-SPLP																			
Total VOC-SPLP	ug/l	NE	NE	NE	NE	NS	NS	NS	NS	NS	NS	NS	NS	NS	NS	NS	NS	NS	NS
SVOC-SIMs																			
Benzo(a)pyrene	ug/kg	1000	1000	NE	1000	NS	NS	NS	NS	NS	NS	NS	NS	NS	NS	NS	NS	NS	NS
Benzo(b)fluoranthene	ug/kg	1000	1000	NE	1000	NS	NS	NS	NS	NS	NS	NS	NS	NS	NS	NS	NS	NS	NS
Fluoranthene	ug/kg	5600	56000	NE	1000000	NS	NS	NS	NS	NS	NS	NS	NS	NS	NS	NS	NS	NS	NS
Pyrene	ug/kg	4000	40000	NE	1000000	NS	NS	NS	NS	NS	NS	NS	NS	NS	NS	NS	NS	NS	NS
SVOCs																			
1-Methylnaphthalene	ug/kg	*200*	*1000*	NE	*21000*	< 320	NS	NS	NS	< 184	NS	NS	< 185	NS	NS	NS	NS	NS	NS
2-Methylnaphthalene	ug/kg	*560*	*5600*	NE	*270000*	< 320	NS	NS	NS	< 184	NS	NS	< 185	NS	NS	NS	NS	NS	NS
Acenaphthene	ug/kg	*8400*	*84000*	NE	*1000000*	< 320	NS	NS	NS	< 184	NS	NS	< 185	NS	NS	NS	NS	NS	NS
Acenaphthylene	ug/kg	8400	84000	NE	1000000	< 320	NS	NS	NS	< 184	NS	NS	< 185	NS	NS	NS	NS	NS	NS
Anthracene	ug/kg	40000	400000	NE	1000000	< 320	NS	NS	NS	**200**	NS	NS	< 185	NS	NS	NS	NS	NS	NS
Benzo(a)anthracene	ug/kg	**1000**	**1000**	NE	**1000**	< 320	NS	NS	NS	**632**	NS	NS	< 185	NS	NS	NS	NS	NS	NS
Benzo(a)pyrene	ug/kg	**1000**	**1000**	NE	**1000**	< 320	NS	NS	NS	**541**	NS	NS	< 185	NS	NS	NS	NS	NS	NS
Benzo(b)fluoranthene	ug/kg	**1000**	**1000**	NE	**1000**	< 320	NS	NS	NS	**411**	NS	NS	< 185	NS	NS	NS	NS	NS	NS
Benzo(g,h,i)perylene	ug/kg	*1000*	*1000*	NE	*8400*	< 320	NS	NS	NS	**240**	NS	NS	< 185	NS	NS	NS	NS	NS	NS
Benzo(k)fluoranthene	ug/kg	**1000**	**1000**	NE	**8400**	< 320	NS	NS	NS	**475**	NS	NS	< 185	NS	NS	NS	NS	NS	NS
Bis(2-ethylhexyl)phthalate	ug/kg	**1000**	11000	NE	44000	NS	NS	NS	NS	NS	NS	NS	NS	NS	NS	NS	NS	NS	NS
Chrysene	ug/kg	*1000*	*1000*	NE	*84000*	< 320	NS	NS	NS	**581**	NS	NS	< 185	NS	NS	NS	NS	NS	NS
Dibenzo(a,h)anthracene	ug/kg	*1000*	*1000*	NE	***1000***	< 320	NS	NS	NS	< 184	NS	NS	< 185	NS	NS	NS	NS	NS	NS
Fluoranthene	ug/kg	**5600**	56000	NE	1000000	< 320	NS	NS	NS	**1170**	NS	NS	< 185	NS	NS	NS	NS	NS	NS
Fluorene	ug/kg	**5600**	56000	NE	1000000	< 320	NS	NS	NS	< 184	NS	NS	< 185	NS	NS	NS	NS	NS	NS
Indeno(1,2,3-cd)pyrene	ug/kg	*1000*	*1000*	NE	***1000***	< 320	NS	NS	NS	**283**	NS	NS	< 185	NS	NS	NS	NS	NS	NS
Naphthalene	ug/kg	**5600**	56000	NE	1000000	< 320	NS	NS	NS	< 184	NS	NS	< 185	NS	NS	NS	NS	NS	NS
Phenanthrene	ug/kg	**4000**	40000	NE	1000000	< 320	NS	NS	NS	**432**	NS	NS	< 185	NS	NS	NS	NS	NS	NS
Pyrene	ug/kg	**4000**	40000	NE	1000000	< 320	NS	NS	NS	**1160**	NS	NS	< 185	NS	NS	NS	NS	NS	NS
SVOCs-SPLP																			
1-Methylnaphthalene	ug/l	NE	NE	*50*	NE	NS	NS	NS	NS	NS	NS	NS	NS	NS	NS	NS	NS	NS	NS
2-Methylnaphthalene	ug/l	NE	NE	*280*	NE	NS	NS	NS	NS	NS	NS	NS	NS	NS	NS	NS	NS	NS	NS
Acenaphthene	ug/l	NE	NE	*4200*	NE	NS	NS	NS	NS	NS	NS	NS	NS	NS	NS	NS	NS	NS	NS
Anthracene	ug/l	NE	NE	20000	NE	NS	NS	NS	NS	NS	NS	NS	NS	NS	NS	NS	NS	NS	NS
Benzo(a)anthracene	ug/l	NE	NE	0.6	NE	NS	NS	NS	NS	NS	NS	NS	NS	NS	NS	NS	NS	NS	NS
Fluoranthene	ug/l	NE	NE	2800	NE	NS	NS	NS	NS	NS	NS	NS	NS	NS	NS	NS	NS	NS	NS
Fluorene	ug/l	NE	NE	2800	NE	NS	NS	NS	NS	NS	NS	NS	NS	NS	NS	NS	NS	NS	NS
Naphthalene	ug/l	NE	NE	2800	NE	NS	NS	NS	NS	NS	NS	NS	NS	NS	NS	NS	NS	NS	NS
Phenanthrene	ug/l	NE	NE	2000	NE	NS	NS	NS	NS	NS	NS	NS	NS	NS	NS	NS	NS	NS	NS
Pyrene	ug/l	NE	NE	2000	NE	NS	NS	NS	NS	NS	NS	NS	NS	NS	NS	NS	NS	NS	NS

Table 2
AOC 1 Non-PCB Soil Analytical Data
EC Application

Greenwich High School
10 Hillside Road
Greenwich, CT

Location ID						MB-40	MB-40	MB-43	MB-43	MB-43	MB-44	MB-44	MB-44	MB-44	MB-58	MB-58	MB-59	MB-59	MB-60
Depth Interval						4 - 5 ft	5 - 7 ft	0 - 0.5 ft	1 - 2 ft	3 - 4 ft	0.5 - 1 ft	3 - 4 ft	4 - 5 ft	8 - 10 ft	0 - 0.5 ft	2 - 2.5 ft	0.5 - 1 ft	3 - 3.5 ft	0 - 0.5 ft
Sample ID	Unit	2013 GA PMC	2013 GB PMC	GWPC x 10	2013 RES DEC	MB-40 (4-5)-1	MB-40 (5-7)-1	MB-43 (0-0.5)-1	MB-43 (1-2)-1	MB-43 (3-4)-1	MB-44 (0.5-1)-1	MB-44 (3-4)-1	MB-44 (4-5)-1	MB-44 (8-10)-1	MB-58 (0-0.5)120313	MB-58 (2.5-3)120313	MB-59 (0.5-1)120313	MB-59 (3-3.5)120313	MB-60 (0-0.5)120313
Sample Date						8/8/2013	8/8/2013	8/8/2013	8/8/2013	8/8/2013	8/8/2013	8/8/2013	8/8/2013	8/8/2013	12/3/2013	12/3/2013	12/3/2013	12/3/2013	12/3/2013
SDG						SB74662	SB74662	SB74662	SB74662	SB74662	SB74662	SB74662	SB74662	SB74662	SB81322	SB81322	SB81322	SB81322	SB81322
Metals																			
Antimony	mg/kg	NE	NE	NE	**27**	NS	NS	NS	NS	NS	NS	NS	NS	NS	NS	NS	NS	NS	NS
Arsenic	mg/kg	NE	NE	NE	**10**	**6.79**	NS	**2.24**	**1.89**	**10.4**	**1.97**	**4.43**	**3.97**	NS	**4.48**	**4.50**	**3.37**	**2.14**	**1.94**
Barium	mg/kg	NE	NE	NE	4700	NS	NS	NS	NS	NS	NS	NS	NS	NS	NS	NS	NS	NS	NS
Beryllium	mg/kg	NE	NE	NE	**2**	NS	NS	NS	NS	NS	NS	NS	NS	NS	NS	NS	NS	NS	NS
Cadmium	mg/kg	NE	NE	NE	**34**	NS	NS	NS	NS	NS	NS	NS	NS	NS	NS	NS	NS	NS	NS
Chromium	mg/kg	NE	NE	NE	NE	NS	NS	NS	NS	NS	NS	NS	NS	NS	NS	NS	NS	NS	NS
Copper	mg/kg	NE	NE	NE	**2500**	NS	NS	NS	NS	NS	NS	NS	NS	NS	NS	NS	NS	NS	NS
Lead	mg/kg	NE	NE	NE	**400**	**63.1**	NS	**30.5**	**16.9**	**94.4**	**22.0**	**96.5**	**18.1**	NS	**30.0**	**17.3**	**38.7**	**5.40**	**15.0**
Mercury	mg/kg	NE	NE	NE	20	NS	NS	NS	NS	NS	NS	NS	NS	NS	NS	NS	NS	NS	NS
Nickel	mg/kg	NE	NE	NE	**1400**	NS	NS	NS	NS	NS	NS	NS	NS	NS	NS	NS	NS	NS	NS
Selenium	mg/kg	NE	NE	NE	340	NS	NS	NS	NS	NS	NS	NS	NS	NS	NS	NS	NS	NS	NS
Silver	mg/kg	NE	NE	NE	340	NS	NS	NS	NS	NS	NS	NS	NS	NS	NS	NS	NS	NS	NS
Thallium	mg/kg	NE	NE	NE	**5.4**	NS	NS	NS	NS	NS	NS	NS	NS	NS	NS	NS	NS	NS	NS
Vanadium	mg/kg	NE	NE	NE	**470**	NS	NS	NS	NS	NS	NS	NS	NS	NS	NS	NS	NS	NS	NS
Zinc	mg/kg	NE	NE	NE	**20000**	NS	NS	NS	NS	NS	NS	NS	NS	NS	NS	NS	NS	NS	NS
Metals-SPLP																			
Antimony	ug/l	**6**	60	NE	NE	NS	NS	NS	NS	NS	NS	NS	NS	NS	NS	NS	NS	NS	NS
Arsenic	ug/l	50	500	NE	NE	NS	NS	NS	NS	NS	NS	NS	NS	NS	NS	NS	NS	NS	NS
Barium	ug/l	1000	10000	NE	NE	NS	NS	NS	NS	NS	NS	NS	NS	NS	NS	NS	NS	NS	NS
Cadmium	ug/l	**5**	**50**	NE	NE	NS	NS	NS	NS	NS	NS	NS	NS	NS	NS	NS	NS	NS	NS
Chromium	ug/l	50	500	NE	NE	NS	NS	NS	NS	NS	NS	NS	NS	NS	NS	NS	NS	NS	NS
Copper	ug/l	1300	13000	NE	NE	NS	NS	NS	NS	NS	NS	NS	NS	NS	NS	NS	NS	NS	NS
Lead	ug/l	**15**	**150**	NE	NE	NS	NS	NS	NS	NS	NS	NS	NS	NS	NS	NS	NS	NS	NS
Nickel	ug/l	100	1000	NE	NE	NS	NS	NS	NS	NS	NS	NS	NS	NS	NS	NS	NS	NS	NS
Vanadium	ug/l	50	500	NE	NE	NS	NS	NS	NS	NS	NS	NS	NS	NS	NS	NS	NS	NS	NS
Zinc	ug/l	5000	50000	NE	NE	NS	NS	NS	NS	NS	NS	NS	NS	NS	NS	NS	NS	NS	NS
Cyanide																			
Cyanide	mg/kg	NE	NE	NE	1400	NS	NS	NS	NS	NS	NS	NS	NS	NS	NS	NS	NS	NS	NS
PCBs																			
Aroclor 1242	ug/kg	NE	NE	NE	NE	< 371	< 44.7	< 19.3	< 19.7	< 21.2	< 20.0	< 22.3	< 21.8	< 30.5	< 20.7	< 28.4	< 20.1	< 20.2	< 20.2
Aroclor 1248	ug/kg	NE	NE	NE	NE	< 371	< 44.7	< 19.3	< 19.7	**638**	< 20.0	**3250**	**182**	< 30.5	< 20.7	< 28.4	< 20.1	< 20.2	< 20.2
Aroclor 1254	ug/kg	NE	NE	NE	NE	< 37.1	< 44.7	< 19.3	< 19.7	< 21.2	< 20.0	< 22.3	< 21.8	< 30.5	< 20.7	< 28.4	**101**	< 20.2	< 20.2
Aroclor 1260	ug/kg	NE	NE	NE	NE	< 37.1	< 44.7	< 19.3	< 19.7	< 21.2	< 20.0	**79.0**	< 21.8	< 30.5	< 20.7	< 28.4	< 20.1	< 20.2	< 20.2
Aroclor 1262	ug/kg	NE	NE	NE	NE	< 37.1	< 44.7	< 19.3	< 19.7	< 21.2	< 20.0	< 22.3	< 21.8	< 30.5	< 20.7	< 28.4	< 20.1	< 20.2	< 20.2
Total PCB Aroclors	ug/kg	**NE**	NE	NE	**1000**	< 37.1	< 44.7	< 19.3	< 19.7	**638**	< 20.0	**3329**	**182**	< 30.5	< 20.7	< 28.4	**101**	< 20.2	< 20.2
PCBs-SPLP																			
Aroclor 1242	ug/l	NE	NE	NE	NE	NS	NS	NS	NS	NS	NS	NS	NS	NS	NS	NS	NS	NS	NS
Aroclor 1248	ug/l	NE	NE	NE	NE	NS	NS	NS	NS	NS	NS	NS	NS	NS	NS	NS	NS	NS	NS
Aroclor 1260	ug/l	NE	NE	NE	NE	NS	NS	NS	NS	NS	NS	NS	NS	NS	NS	NS	NS	NS	NS
Total PCB Aroclors	ug/l	**0.5**	**5**	NE	NE	NS	NS	NS	NS	NS	NS	NS	NS	NS	NS	NS	NS	NS	NS
Pesticides																			
4,4-DDD (p,p)	ug/kg	NE	NE	NE	NE	NS	NS	NS	NS	NS	NS	NS	NS	NS	NS	NS	NS	NS	NS
4,4-DDE (p,p)	ug/kg	NE	NE	NE	NE	NS	NS	NS	NS	NS	NS	NS	NS	NS	NS	NS	NS	NS	NS
4,4-DDT (p,p)	ug/kg	NE	NE	NE	1800	NS	NS	NS	NS	NS	NS	NS	NS	NS	NS	NS	NS	NS	NS
alpha-Chlordane	ug/kg	NE	NE	NE	NE	NS	NS	NS	NS	NS	NS	NS	NS	NS	NS	NS	NS	NS	NS
Chlordane	ug/kg	NE	NE	NE	**490**	NS	NS	NS	NS	NS	NS	NS	NS	NS	NS	NS	NS	NS	NS
Endrin	ug/kg	NE	NE	NE	20000	NS	NS	NS	NS	NS	NS	NS	NS	NS	NS	NS	NS	NS	NS
gamma-Chlordane	ug/kg	NE	NE	NE	NE	NS	NS	NS	NS	NS	NS	NS	NS	NS	NS	NS	NS	NS	NS
Methoxychlor	ug/kg	800	8000	NE	340000	NS	NS	NS	NS	NS	NS	NS	NS	NS	NS	NS	NS	NS	NS
Total DDx	ug/kg	***3***	***20***	NE	1800	NS	NS	NS	NS	NS	NS	NS	NS	NS	NS	NS	NS	NS	NS
Pesticides-SPLP																			
Chlordane	ug/l	NE	NE	**3**	NE	NS	NS	NS	NS	NS	NS	NS	NS	NS	NS	NS	NS	NS	NS
Herbicides																			
Total Herbicides	ug/kg	NE	NE	NE	NE	NS	NS	NS	NS	NS	NS	NS	NS	NS	NS	NS	NS	NS	NS

Notes:
This is a summary table. Only detected analytes are shown.
<0.010 = Not detected above the laboratory reporting limit
Bold = Detected above reporting limit
Yellow highlighted cells exceed the 2013 GA PMC
Green highlighted cells exceed the 2013 GB PMC
Blue highlighted cells exceed the 2013 RES DEC
RES DEC = Residential Direct Exposure Criteria
GA PMC = Pollutant Mobility Criteria for GA classified groundwater areas
GB PMC = Pollutant Mobility Criteria for GB classified groundwater areas
GWPC = Groundwater Protection Criteria
Italicized criteria indicate that criteria value is from CTDEEP Recommended Criteria Values for Common Additional Polluting Substances and Alternative Criteria Requests (September 2018)
NE = Criteria has not been established
NS = Not sampled for this constituent
ug/kg = micrograms per kilogram
ug/l = micrograms per liter
mg/kg = milligrams per kilogram
U = The analyte was not detected above the detection limit
J+ = Result may be biased high
J-= Result may be biased low
J = Result is considered estimated
UJ = The analyte was not detected at a level greater than or equal to the adjusted DL. However, the reported adjusted DL is approximate and may be inaccurate or imprecise.

Table 2
AOC 1 Non-PCB Soil Analytical Data
EC Application

Greenwich High School
10 Hillside Road
Greenwich, CT

Location ID						MB-60	N8-SS257A	NORTH-B1	NORTH-B1	NORTH-B2	NORTH-B2	NORTH-B3	NORTH-B3	NORTH-B4	NORTH-B4	O12-SB238	O12-SB238	O12-SB238	O12-SS199
Depth Interval						1 - 1.5 ft	0 - 1 ft	0.5 - 1 ft	2 - 3 ft	0.5 - 1 ft	2 - 3 ft	0.5 - 1 ft	2 - 3 ft	2 - 4 ft	2 - 4 ft	0.5 - 1 ft	2.5 - 3 ft	3 - 3.5 ft	0 - 0.25 ft
Sample ID	Unit	2013 GA PMC	2013 GB PMC	GWPC x 10	2013 RES DEC	MB-60 (1-1.5)120313	SS257A(0-1)_06251	NORTH-B1 (0.5-1)-1	NORTH-B1 (2-3)-1	NORTH-B2 (0.5-1)-1	NORTH-B2 (2-3)-1	NORTH-B3 (0.5-1)-1	NORTH-B3 (2-3)-1	NORTH-B4 (2-4)-1	NORTH-B4 (2-4)-2	O12-SB238 (0.5-1)-1	O12-SB238 (2.5-3)-1	O12-SB238 (3-3.5)-1	O12-SS199 0-3
Sample Date						12/3/2013	6/25/2013	9/22/2020	9/22/2020	9/22/2020	9/22/2020	9/22/2020	9/22/2020	9/22/2020	9/22/2020	12/28/2011	12/28/2011	12/28/2011	8/12/2011
SDG						SB81322	SB72106	20I1121	20I1121	20I1121	20I1121	20I1121	20I1121	20I1121	20I1121	SB41720	SB41720	SB41720	SB33374
CTETPH																			
Aliphatic Hydrocarbons (ETPH) C9-C36	mg/kg	**500**	**2500**	NE	**500**	NS	NS	**1400**	**56**	**190**	**230**	**190**	**200**	**89**	NS	NS	**32.3 J+**	NS	NS
Total Petroleum Hydrocarbons	mg/kg	**500**	**2500**	NE	**500**	NS	NS	NS	NS	NS	NS	NS	NS	NS	NS	NS	**32.3 J+**	NS	NS
Unidentified	mg/kg	NE	NE	NE	NE	NS	NS	NS	NS	NS	NS	NS	NS	NS	NS	NS	**32.3 J+**	NS	NS
CTETPH-SPLP																			
Aliphatic Hydrocarbons (ETPH) C9-C36	mg/l	NE	NE	2.5	NE	NS	NS	NS	NS	NS	NS	NS	NS	NS	NS	NS	NS	NS	NS
Total Petroleum Hydrocarbons	mg/l	NE	NE	NE	NE	NS	NS	NS	NS	NS	NS	NS	NS	NS	NS	NS	NS	NS	NS
Unidentified	mg/l	NE	NE	NE	NE	NS	NS	NS	NS	NS	NS	NS	NS	NS	NS	NS	NS	NS	NS
VOCs																			
1,1,1-Trichloroethane	ug/kg	4000	40000	NE	500000	NS	NS	NS	NS	NS	NS	NS	NS	NS	NS	NS	< 6.3 U	NS	NS
1,1-Dichloroethane	ug/kg	**1400**	14000	NE	500000	NS	NS	NS	NS	NS	NS	NS	NS	NS	NS	NS	< 6.3 U	NS	NS
1,2,4-Trichlorobenzene	ug/kg	NE	NE	NE	21000	NS	NS	NS	NS	NS	NS	NS	NS	NS	NS	NS	< 6.3 U	NS	NS
1,2,4-Trimethylbenzene	ug/kg	NE	NE	NE	500000	NS	NS	NS	NS	NS	NS	NS	NS	NS	NS	NS	< 6.3 U	NS	NS
1,2-Dichlorobenzene	ug/kg	3100	3100	NE	500000	NS	NS	NS	NS	NS	NS	NS	NS	NS	NS	NS	< 6.3 U	NS	NS
1,2-Dichloroethane	ug/kg	**20**	200	NE	6700	NS	NS	NS	NS	NS	NS	NS	NS	NS	NS	NS	< 6.3 U	NS	NS
1,3,5-Trimethylbenzene	ug/kg	NE	NE	NE	500000	NS	NS	NS	NS	NS	NS	NS	NS	NS	NS	NS	< 6.3 U	NS	NS
1,3-Dichlorobenzene	ug/kg	12000	120000	NE	500000	NS	NS	NS	NS	NS	NS	NS	NS	NS	NS	NS	< 6.3 U	NS	NS
1,4-Dichlorobenzene	ug/kg	1500	15000	NE	26000	NS	NS	NS	NS	NS	NS	NS	NS	NS	NS	NS	< 6.3 U	NS	NS
2-Butanone (MEK)	ug/kg	8000	80000	NE	500000	NS	NS	NS	NS	NS	NS	NS	NS	NS	NS	NS	< 62.9 U	NS	NS
Acetone	ug/kg	14000	140000	NE	500000	NS	NS	NS	NS	NS	NS	NS	NS	NS	NS	NS	< 62.9 U	NS	NS
Benzene	ug/kg	**20**	**200**	NE	21000	NS	NS	NS	NS	NS	NS	NS	NS	NS	NS	NS	< 6.3 U	NS	NS
Chlorobenzene	ug/kg	2000	20000	NE	500000	NS	NS	NS	NS	NS	NS	NS	NS	NS	NS	NS	< 6.3 U	NS	NS
Chloroethane	ug/kg	NE	NE	NE	130000	NS	NS	NS	NS	NS	NS	NS	NS	NS	NS	NS	< 12.6 U	NS	NS
cis-1,2-Dichloroethylene	ug/kg	**1400**	**14000**	NE	500000	NS	NS	NS	NS	NS	NS	NS	NS	NS	NS	NS	< 6.3 U	NS	NS
Ethyl ether	ug/kg	NE	NE	NE	NE	NS	NS	NS	NS	NS	NS	NS	NS	NS	NS	NS	< 6.3 U	NS	NS
Ethylbenzene	ug/kg	**10100**	**10100**	NE	500000	NS	NS	NS	NS	NS	NS	NS	NS	NS	NS	NS	< 6.3 U	NS	NS
Isopropylbenzene	ug/kg	NE	NE	NE	500000	NS	NS	NS	NS	NS	NS	NS	NS	NS	NS	NS	< 6.3 U	NS	NS
m,p-Xylenes	ug/kg	NE	**19500**	NE	NE	NS	NS	NS	NS	NS	NS	NS	NS	NS	NS	NS	< 12.6 U	NS	NS
Methyl Isobutyl Ketone	ug/kg	7000	14000	NE	500000	NS	NS	NS	NS	NS	NS	NS	NS	NS	NS	NS	< 62.9 U	NS	NS
Naphthalene	ug/kg	**5600**	56000	NE	1000000	NS	NS	NS	NS	NS	NS	NS	NS	NS	NS	NS	< 6.3 U	NS	NS
n-Butylbenzene	ug/kg	NE	NE	NE	500000	NS	NS	NS	NS	NS	NS	NS	NS	NS	NS	NS	< 6.3 U	NS	NS
n-Propylbenzene	ug/kg	NE	NE	NE	500000	NS	NS	NS	NS	NS	NS	NS	NS	NS	NS	NS	< 6.3 U	NS	NS
o-Xylene	ug/kg	NE	**19500**	NE	NE	NS	NS	NS	NS	NS	NS	NS	NS	NS	NS	NS	< 6.3 U	NS	NS
p-Isopropyltoluene	ug/kg	NE	NE	NE	500000	NS	NS	NS	NS	NS	NS	NS	NS	NS	NS	NS	< 6.3 U	NS	NS
sec-Butylbenzene	ug/kg	NE	NE	NE	500000	NS	NS	NS	NS	NS	NS	NS	NS	NS	NS	NS	< 6.3 U	NS	NS
Styrene	ug/kg	2000	20000	NE	500000	NS	NS	NS	NS	NS	NS	NS	NS	NS	NS	NS	< 6.3 U	NS	NS
tert-butylbenzene	ug/kg	NE	NE	NE	500000	NS	NS	NS	NS	NS	NS	NS	NS	NS	NS	NS	< 6.3 U	NS	NS
Tetrachloroethylene	ug/kg	**100**	1000	NE	12000	NS	NS	NS	NS	NS	NS	NS	NS	NS	NS	NS	< 6.3 U	NS	NS
Toluene	ug/kg	20000	67000	NE	500000	NS	NS	NS	NS	NS	NS	NS	NS	NS	NS	NS	< 6.3 U	NS	NS
Total Xylenes	ug/kg	**19500**	**19500**	NE	NE	NS	NS	NS	NS	NS	NS	NS	NS	NS	NS	NS	< 12.6 U	NS	NS
trans-1,2-Dichloroethylene	ug/kg	**2000**	20000	NE	500000	NS	NS	NS	NS	NS	NS	NS	NS	NS	NS	NS	< 6.3 U	NS	NS
Trichloroethene	ug/kg	**100**	**1000**	NE	56000	NS	NS	NS	NS	NS	NS	NS	NS	NS	NS	NS	< 6.3 U	NS	NS
Vinyl chloride	ug/kg	**40**	**400**	NE	**320**	NS	NS	NS	NS	NS	NS	NS	NS	NS	NS	NS	< 6.3 U	NS	NS
VOCs-SPLP																			
Total VOC-SPLP	ug/l	NE	NE	NE	NE	NS	NS	NS	NS	NS	NS	NS	NS	NS	NS	NS	NS	NS	NS
SVOC-SIMs																			
Benzo(a)pyrene	ug/kg	1000	1000	NE	1000	NS	NS	NS	NS	NS	NS	NS	NS	NS	NS	NS	NS	NS	NS
Benzo(b)fluoranthene	ug/kg	1000	1000	NE	1000	NS	NS	NS	NS	NS	NS	NS	NS	NS	NS	NS	NS	NS	NS
Fluoranthene	ug/kg	5600	56000	NE	1000000	NS	NS	NS	NS	NS	NS	NS	NS	NS	NS	NS	NS	NS	NS
Pyrene	ug/kg	4000	40000	NE	1000000	NS	NS	NS	NS	NS	NS	NS	NS	NS	NS	NS	NS	NS	NS
SVOCs																			
1-Methylnaphthalene	ug/kg	*200*	*1000*	NE	*21000*	NS	NS	NS	NS	NS	NS	NS	NS	NS	NS	NS	< 375 U	NS	NS
2-Methylnaphthalene	ug/kg	*560*	*5600*	NE	*270000*	NS	NS	< 180	< 190	< 180	< 190	< 180	< 190	< 180	NS	NS	< 375 U	NS	NS
Acenaphthene	ug/kg	*8400*	*84000*	NE	*1000000*	NS	NS	< 180	< 190	< 180	< 190	< 180	< 190	< 180	NS	NS	< 375 U	NS	NS
Acenaphthylene	ug/kg	8400	84000	NE	1000000	NS	NS	< 180	< 190	< 180	< 190	< 180	< 190	< 180	NS	NS	< 375 UJ	NS	NS
Anthracene	ug/kg	40000	400000	NE	1000000	NS	NS	< 180	**310**	< 180	< 190	**300**	< 190	< 180	NS	NS	< 375 U	NS	NS
Benzo(a)anthracene	ug/kg	**1000**	**1000**	NE	**1000**	NS	NS	**210**	**500**	**260**	**220**	**560**	< 190	< 180	NS	NS	< 375 U	NS	NS
Benzo(a)pyrene	ug/kg	**1000**	**1000**	NE	**1000**	NS	NS	**210**	**460**	**250**	**190**	**490**	< 190	< 180	NS	NS	< 375 U	NS	NS
Benzo(b)fluoranthene	ug/kg	**1000**	**1000**	NE	**1000**	NS	NS	**250**	**510**	**300**	**230**	**580**	**190**	< 180	NS	NS	< 375 U	NS	NS
Benzo(g,h,i)perylene	ug/kg	*1000*	*1000*	NE	*8400*	NS	NS	< 180	**200**	< 180	< 190	**280**	< 190	< 180	NS	NS	< 375 U	NS	NS
Benzo(k)fluoranthene	ug/kg	**1000**	**1000**	NE	**8400**	NS	NS	< 180	**220**	< 180	< 190	**230**	< 190	< 180	NS	NS	< 375 U	NS	NS
Bis(2-ethylhexyl)phthalate	ug/kg	**1000**	11000	NE	44000	NS	NS	NS	NS	NS	NS	NS	NS	NS	NS	NS	< 375 U	NS	NS
Chrysene	ug/kg	*1000*	*1000*	NE	*84000*	NS	NS	**210**	**430**	**210**	< 190	**490**	< 190	< 180	NS	NS	**466**	NS	NS
Dibenzo(a,h)anthracene	ug/kg	*1000*	*1000*	NE	***1000***	NS	NS	< 180	< 190	< 180	< 190	< 180	< 190	< 180	NS	NS	< 375 U	NS	NS
Fluoranthene	ug/kg	**5600**	56000	NE	1000000	NS	NS	**400**	**1100**	**450**	**430**	**1100**	**370**	< 180	NS	NS	**1250**	NS	NS
Fluorene	ug/kg	**5600**	56000	NE	1000000	NS	NS	< 180	< 190	< 180	< 190	< 180	< 190	< 180	NS	NS	< 375 U	NS	NS
Indeno(1,2,3-cd)pyrene	ug/kg	*1000*	*1000*	NE	***1000***	NS	NS	< 180	**260**	< 180	< 190	**330**	< 190	< 180	NS	NS	< 375 U	NS	NS
Naphthalene	ug/kg	**5600**	56000	NE	1000000	NS	NS	< 180	< 190	< 180	< 190	< 180	< 190	< 180	NS	NS	< 375 U	NS	NS
Phenanthrene	ug/kg	**4000**	40000	NE	1000000	NS	NS	**300**	**860**	**260**	**360**	**920**	**200**	< 180	NS	NS	**1040**	NS	NS
Pyrene	ug/kg	**4000**	40000	NE	1000000	NS	NS	**440**	**1100**	**410**	**370**	**1000**	**330**	< 180	NS	NS	**1260**	NS	NS
SVOCs-SPLP																			
1-Methylnaphthalene	ug/l	NE	NE	*50*	NE	NS	NS	NS	NS	NS	NS	NS	NS	NS	NS	NS	NS	NS	NS
2-Methylnaphthalene	ug/l	NE	NE	*280*	NE	NS	NS	NS	NS	NS	NS	NS	NS	NS	NS	NS	NS	NS	NS
Acenaphthene	ug/l	NE	NE	*4200*	NE	NS	NS	NS	NS	NS	NS	NS	NS	NS	NS	NS	NS	NS	NS
Anthracene	ug/l	NE	NE	20000	NE	NS	NS	NS	NS	NS	NS	NS	NS	NS	NS	NS	NS	NS	NS
Benzo(a)anthracene	ug/l	NE	NE	0.6	NE	NS	NS	NS	NS	NS	NS	NS	NS	NS	NS	NS	NS	NS	NS
Fluoranthene	ug/l	NE	NE	2800	NE	NS	NS	NS	NS	NS	NS	NS	NS	NS	NS	NS	NS	NS	NS
Fluorene	ug/l	NE	NE	2800	NE	NS	NS	NS	NS	NS	NS	NS	NS	NS	NS	NS	NS	NS	NS
Naphthalene	ug/l	NE	NE	2800	NE	NS	NS	NS	NS	NS	NS	NS	NS	NS	NS	NS	NS	NS	NS
Phenanthrene	ug/l	NE	NE	2000	NE	NS	NS	NS	NS	NS	NS	NS	NS	NS	NS	NS	NS	NS	NS
Pyrene	ug/l	NE	NE	2000	NE	NS	NS	NS	NS	NS	NS	NS	NS	NS	NS	NS	NS	NS	NS

Table 2
AOC 1 Non-PCB Soil Analytical Data
EC Application

Greenwich High School
10 Hillside Road
Greenwich, CT

Location ID Depth Interval Sample ID Sample Date SDG	Unit	2013 GA PMC	2013 GB PMC	GWPC x 10	2013 RES DEC	MB-60 1 - 1.5 ft MB-60 (1-1.5)120313 12/3/2013 SB81322	N8-SS257A 0 - 1 ft SS257A(0-1)_06251 6/25/2013 SB72106	NORTH-B1 0.5 - 1 ft NORTH-B1 (0.5-1)-1 9/22/2020 20I1121	NORTH-B1 2 - 3 ft NORTH-B1 (2-3)-1 9/22/2020 20I1121	NORTH-B2 0.5 - 1 ft NORTH-B2 (0.5-1)-1 9/22/2020 20I1121	NORTH-B2 2 - 3 ft NORTH-B2 (2-3)-1 9/22/2020 20I1121	NORTH-B3 0.5 - 1 ft NORTH-B3 (0.5-1)-1 9/22/2020 20I1121	NORTH-B3 2 - 3 ft NORTH-B3 (2-3)-1 9/22/2020 20I1121	NORTH-B4 2 - 4 ft NORTH-B4 (2-4)-1 9/22/2020 20I1121	NORTH-B4 2 - 4 ft NORTH-B4 (2-4)-2 9/22/2020 20I1121	O12-SB238 0.5 - 1 ft O12-SB238 (0.5-1)-1 12/28/2011 SB41720	O12-SB238 2.5 - 3 ft O12-SB238 (2.5-3)-1 12/28/2011 SB41720	O12-SB238 3 - 3.5 ft O12-SB238 (3-3.5)-1 12/28/2011 SB41720	O12-SS199 0 - 0.25 ft O12-SS199 0-3 8/12/2011 SB33374
Metals																			
Antimony	mg/kg	NE	NE	NE	**27**	NS	NS	NS	NS	NS	NS	NS	NS	NS	NS	NS	< 5.74 UJ	NS	NS
Arsenic	mg/kg	NE	NE	NE	**10**	**5.34**	**7.42**	**4.6**	< 3.6	< 3.5	< 3.6	< 3.5	< 3.7	< 3.6	NS	NS	**2.24**	NS	**3.05**
Barium	mg/kg	NE	NE	NE	4700	NS	NS	**80**	**130**	**140**	**160**	**140**	**100**	**160**	NS	NS	**147 J**	NS	NS
Beryllium	mg/kg	NE	NE	NE	**2**	NS	NS	NS	NS	NS	NS	NS	NS	NS	NS	NS	**0.689**	NS	NS
Cadmium	mg/kg	NE	NE	NE	**34**	NS	NS	< 0.36	< 0.36	< 0.35	< 0.36	< 0.35	< 0.37	< 0.36	NS	NS	**0.855 J**	NS	**0.642**
Chromium	mg/kg	NE	NE	NE	NE	NS	NS	**18**	**39**	**30**	**38**	**28**	**19**	**31**	NS	NS	**35.3 J**	NS	**5.98**
Copper	mg/kg	NE	NE	NE	**2500**	NS	NS	NS	NS	NS	NS	NS	NS	NS	NS	NS	**9.66 J**	NS	NS
Lead	mg/kg	NE	NE	NE	**400**	**14.4**	NS	**22**	**29**	**26**	**120**	**23**	**9.3**	**37**	NS	NS	**29.3 J**	NS	**19.9**
Mercury	mg/kg	NE	NE	NE	20	NS	NS	< 0.027	**0.036**	**0.032**	**0.046**	**0.033**	< 0.027	**0.029**	NS	NS	< 0.886 U	NS	< 0.0275 U
Nickel	mg/kg	NE	NE	NE	**1400**	NS	NS	NS	NS	NS	NS	NS	NS	NS	NS	NS	**10.1 J**	NS	NS
Selenium	mg/kg	NE	NE	NE	340	NS	NS	< 3.6	< 3.6	< 3.5	< 3.6	< 3.5	< 3.7	< 3.6	NS	NS	< 1.72 U	NS	NS
Silver	mg/kg	NE	NE	NE	340	NS	NS	< 0.36	< 0.36	< 0.35	< 0.36	< 0.35	< 0.37	< 0.36	NS	NS	< 1.72 UJ	NS	NS
Thallium	mg/kg	NE	NE	NE	**5.4**	NS	NS	NS	NS	NS	NS	NS	NS	NS	NS	NS	< 3.44 U	NS	NS
Vanadium	mg/kg	NE	NE	NE	**470**	NS	NS	NS	NS	NS	NS	NS	NS	NS	NS	NS	**23.3 J+**	NS	NS
Zinc	mg/kg	NE	NE	NE	**20000**	NS	NS	NS	NS	NS	NS	NS	NS	NS	NS	NS	**92.0 J**	NS	NS
Metals-SPLP																			
Antimony	ug/l	**6**	60	NE	NE	NS	NS	NS	NS	NS	NS	NS	NS	NS	NS	NS	NS	NS	NS
Arsenic	ug/l	50	500	NE	NE	NS	NS	NS	NS	NS	NS	NS	NS	NS	NS	NS	< 4.0 U	NS	NS
Barium	ug/l	1000	10000	NE	NE	NS	NS	NS	NS	NS	NS	NS	NS	NS	NS	NS	**28.9**	NS	NS
Cadmium	ug/l	**5**	**50**	NE	NE	NS	NS	NS	NS	NS	NS	NS	NS	NS	NS	NS	< 2.5 U	NS	NS
Chromium	ug/l	50	500	NE	NE	NS	NS	NS	NS	NS	NS	NS	NS	NS	NS	NS	**7.6**	NS	NS
Copper	ug/l	1300	13000	NE	NE	NS	NS	NS	NS	NS	NS	NS	NS	NS	NS	NS	NS	NS	NS
Lead	ug/l	**15**	**150**	NE	NE	NS	NS	NS	NS	NS	NS	NS	NS	NS	NS	NS	< 7.5 U	NS	NS
Nickel	ug/l	100	1000	NE	NE	NS	NS	NS	NS	NS	NS	NS	NS	NS	NS	NS	< 5.0 U	NS	NS
Vanadium	ug/l	50	500	NE	NE	NS	NS	NS	NS	NS	NS	NS	NS	NS	NS	NS	**5.6**	NS	NS
Zinc	ug/l	5000	50000	NE	NE	NS	NS	NS	NS	NS	NS	NS	NS	NS	NS	NS	NS	NS	NS
Cyanide																			
Cyanide	mg/kg	NE	NE	NE	1400	NS	NS	NS	NS	NS	NS	NS	NS	NS	NS	NS	< 1.03 U	NS	NS
PCBs																			
Aroclor 1242	ug/kg	NE	NE	NE	NE	< 21.7	NS	< 86	< 89	< 86	< 880	< 87	< 88	< 870	< 870	< 23.0 U	< 22.6 U	< 20.9 U	< 20.0 U
Aroclor 1248	ug/kg	NE	NE	NE	NE	< 21.7	NS	< 86	**710**	**1000**	**5100**	**500**	**220**	**4100**	**4200**	< 23.0 U	**307**	< 20.9 U	< 20.0 U
Aroclor 1254	ug/kg	NE	NE	NE	NE	< 21.7	NS	< 86	< 89	< 86	< 880	< 87	< 88	< 870	< 870	< 23.0 U	< 22.6 U	< 20.9 U	< 20.0 U
Aroclor 1260	ug/kg	NE	NE	NE	NE	< 21.7	NS	< 86	< 89	< 86	< 880	< 87	< 88	< 870	< 870	< 23.0 U	**22.6**	< 20.9 U	< 20.0 U
Aroclor 1262	ug/kg	NE	NE	NE	NE	< 21.7	NS	< 86	< 89	< 86	< 880	< 87	< 88	< 870	< 870	< 23.0 U	< 22.6 U	< 20.9 U	< 20.0 U
Total PCB Aroclors	ug/kg	**NE**	NE	NE	**1000**	< 21.7	NS	< 86	**710**	**1000**	**5100**	**500**	**220**	**4100**	**4200**	< 23.0 U	**330**	< 20.9 U	< 20.0 U
PCBs-SPLP																			
Aroclor 1242	ug/l	NE	NE	NE	NE	NS	NS	NS	NS	NS	NS	NS	NS	NS	NS	NS	< 0.2 U	NS	NS
Aroclor 1248	ug/l	NE	NE	NE	NE	NS	NS	NS	NS	NS	NS	NS	NS	NS	NS	NS	< 0.2 U	NS	NS
Aroclor 1260	ug/l	NE	NE	NE	NE	NS	NS	NS	NS	NS	NS	NS	NS	NS	NS	NS	< 0.2 U	NS	NS
Total PCB Aroclors	ug/l	**0.5**	**5**	NE	NE	NS	NS	NS	NS	NS	NS	NS	NS	NS	NS	NS	< 0.2 U	NS	NS
Pesticides																			
4,4-DDD (p,p)	ug/kg	NE	NE	NE	NE	NS	NS	NS	NS	NS	NS	NS	NS	NS	NS	NS	NS	NS	NS
4,4-DDE (p,p)	ug/kg	NE	NE	NE	NE	NS	NS	NS	NS	NS	NS	NS	NS	NS	NS	NS	NS	NS	NS
4,4-DDT (p,p)	ug/kg	NE	NE	NE	1800	NS	NS	NS	NS	NS	NS	NS	NS	NS	NS	NS	NS	NS	NS
alpha-Chlordane	ug/kg	NE	NE	NE	NE	NS	NS	NS	NS	NS	NS	NS	NS	NS	NS	NS	NS	NS	NS
Chlordane	ug/kg	NE	NE	NE	**490**	NS	NS	NS	NS	NS	NS	NS	NS	NS	NS	NS	NS	NS	NS
Endrin	ug/kg	NE	NE	NE	20000	NS	NS	NS	NS	NS	NS	NS	NS	NS	NS	NS	NS	NS	NS
gamma-Chlordane	ug/kg	NE	NE	NE	NE	NS	NS	NS	NS	NS	NS	NS	NS	NS	NS	NS	NS	NS	NS
Methoxychlor	ug/kg	800	8000	NE	340000	NS	NS	NS	NS	NS	NS	NS	NS	NS	NS	NS	NS	NS	NS
Total DDx	ug/kg	***3***	***20***	NE	1800	NS	NS	NS	NS	NS	NS	NS	NS	NS	NS	NS	NS	NS	NS
Pesticides-SPLP																			
Chlordane	ug/l	NE	NE	**3**	NE	NS	NS	NS	NS	NS	NS	NS	NS	NS	NS	NS	NS	NS	NS
Herbicides																			
Total Herbicides	ug/kg	NE	NE	NE	NE	NS	NS	NS	NS	NS	NS	NS	NS	NS	NS	< 8.01 U	NS	NS	NS

Notes:
This is a summary table. Only detected analytes are shown.
<0.010 = Not detected above the laboratory reporting limit
Bold = Detected above reporting limit
Yellow highlighted cells exceed the 2013 GA PMC
Green highlighted cells exceed the 2013 GB PMC
Blue highlighted cells exceed the 2013 RES DEC
RES DEC = Residential Direct Exposure Criteria
GA PMC = Pollutant Mobility Criteria for GA classified groundwater areas
GB PMC = Pollutant Mobility Criteria for GB classified groundwater areas
GWPC = Groundwater Protection Criteria
Italicized criteria indicate that criteria value is from CTDEEP Recommended Criteria Values for Common Additional Polluting Substances and Alternative Criteria Requests (September 2018)
NE = Criteria has not been established
NS = Not sampled for this constituent
ug/kg = micrograms per kilogram
ug/l = micrograms per liter
mg/kg = milligrams per kilogram
U = The analyte was not detected above the detection limit
J+ = Result may be biased high
J-= Result may be biased low
J = Result is considered estimated
UJ = The analyte was not detected at a level greater than or equal to the adjusted DL. However, the reported adjusted DL is approximate and may be inaccurate or imprecise.

Table 2
AOC 1 Non-PCB Soil Analytical Data
EC Application

Greenwich High School
10 Hillside Road
Greenwich, CT

Location ID Depth Interval Sample ID Sample Date SDG	Unit	2013 GA PMC	2013 GB PMC	GWPC x 10	2013 RES DEC	O12-SS23 0 - 0.5 ft O12-SS23-080511 8/5/2011 SB32945	P10-SS206 0 - 0.25 ft P10-SS206 0-3 8/12/2011 SB33374	P11-SB413 1 - 2 ft 1-SB413(1-2)-06291 6/29/2012 SB52073	P11-SB413 11.5 - 12.5 ft B413(11.5-12.5)-062 6/29/2012 SB52073	P11-SB413 4 - 5 ft 1-SB413(4-5)-06291 6/29/2012 SB52073	P11-SS225 0 - 0.25 ft P11-SS225 0-3 8/12/2011 SB33374	P13-SS188 0 - 0.25 ft P13-SS188 0-3 8/12/2011 SB33374	P13-SS190 0 - 0.25 ft P13-SS190 0-3 8/12/2011 SB33374	P7-SB239 0.7 - 4 ft P7-SB239 (.70-4)-1 12/28/2011 SB41720	P7-SB239 0.7 - 4 ft P7-SB239 (.70-4)-2 12/28/2011 SB41720	P7-SB239 4 - 5 ft P7-SB239 (4-5)-1 12/28/2011 SB41720	P7-SB239 7 - 8 ft P7-SB239 (7-8)-1 12/28/2011 SB41720	P9-SB290 0 - 2 ft -SB290(0-2)-021412 2/14/2012 SB43969	P9-SB290 1.5 - 2.5 ft B290(1.5-2.5)-0214 2/14/2012 SB43969
CTETPH																			
Aliphatic Hydrocarbons (ETPH) C9-C36	mg/kg	**500**	**2500**	NE	**500**	NS	NS	NS	NS	< 27.5 U	NS	NS	NS	< 19.8 U	NS	NS	NS	NS	NS
Total Petroleum Hydrocarbons	mg/kg	**500**	**2500**	NE	**500**	NS	NS	NS	NS	< 27.5 U	NS	NS	NS	< 19.8 U	NS	NS	NS	NS	NS
Unidentified	mg/kg	NE	NE	NE	NE	NS	NS	NS	NS	< 27.5 U	NS	NS	NS	< 19.8 U	NS	NS	NS	NS	NS
CTETPH-SPLP																			
Aliphatic Hydrocarbons (ETPH) C9-C36	mg/l	NE	NE	2.5	NE	NS	NS	NS	NS	NS	NS	NS	NS	NS	NS	NS	NS	NS	NS
Total Petroleum Hydrocarbons	mg/l	NE	NE	NE	NE	NS	NS	NS	NS	NS	NS	NS	NS	NS	NS	NS	NS	NS	NS
Unidentified	mg/l	NE	NE	NE	NE	NS	NS	NS	NS	NS	NS	NS	NS	NS	NS	NS	NS	NS	NS
VOCs																			
1,1,1-Trichloroethane	ug/kg	4000	40000	NE	500000	NS	NS	NS	NS	NS	NS	NS	NS	NS	NS	NS	NS	NS	NS
1,1-Dichloroethane	ug/kg	**1400**	14000	NE	500000	NS	NS	NS	NS	NS	NS	NS	NS	NS	NS	NS	NS	NS	NS
1,2,4-Trichlorobenzene	ug/kg	NE	NE	NE	21000	NS	NS	NS	NS	NS	NS	NS	NS	NS	NS	NS	NS	NS	NS
1,2,4-Trimethylbenzene	ug/kg	NE	NE	NE	500000	NS	NS	NS	NS	NS	NS	NS	NS	NS	NS	NS	NS	NS	NS
1,2-Dichlorobenzene	ug/kg	3100	3100	NE	500000	NS	NS	NS	NS	NS	NS	NS	NS	NS	NS	NS	NS	NS	NS
1,2-Dichloroethane	ug/kg	**20**	200	NE	6700	NS	NS	NS	NS	NS	NS	NS	NS	NS	NS	NS	NS	NS	NS
1,3,5-Trimethylbenzene	ug/kg	NE	NE	NE	500000	NS	NS	NS	NS	NS	NS	NS	NS	NS	NS	NS	NS	NS	NS
1,3-Dichlorobenzene	ug/kg	12000	120000	NE	500000	NS	NS	NS	NS	NS	NS	NS	NS	NS	NS	NS	NS	NS	NS
1,4-Dichlorobenzene	ug/kg	1500	15000	NE	26000	NS	NS	NS	NS	NS	NS	NS	NS	NS	NS	NS	NS	NS	NS
2-Butanone (MEK)	ug/kg	8000	80000	NE	500000	NS	NS	NS	NS	NS	NS	NS	NS	NS	NS	NS	NS	NS	NS
Acetone	ug/kg	14000	140000	NE	500000	NS	NS	NS	NS	NS	NS	NS	NS	NS	NS	NS	NS	NS	NS
Benzene	ug/kg	**20**	**200**	NE	21000	NS	NS	NS	NS	NS	NS	NS	NS	NS	NS	NS	NS	NS	NS
Chlorobenzene	ug/kg	2000	20000	NE	500000	NS	NS	NS	NS	NS	NS	NS	NS	NS	NS	NS	NS	NS	NS
Chloroethane	ug/kg	NE	NE	NE	130000	NS	NS	NS	NS	NS	NS	NS	NS	NS	NS	NS	NS	NS	NS
cis-1,2-Dichloroethylene	ug/kg	**1400**	**14000**	NE	500000	NS	NS	NS	NS	NS	NS	NS	NS	NS	NS	NS	NS	NS	NS
Ethyl ether	ug/kg	NE	NE	NE	NE	NS	NS	NS	NS	NS	NS	NS	NS	NS	NS	NS	NS	NS	NS
Ethylbenzene	ug/kg	**10100**	**10100**	NE	500000	NS	NS	NS	NS	NS	NS	NS	NS	NS	NS	NS	NS	NS	NS
Isopropylbenzene	ug/kg	NE	NE	NE	500000	NS	NS	NS	NS	NS	NS	NS	NS	NS	NS	NS	NS	NS	NS
m,p-Xylenes	ug/kg	NE	**19500**	NE	NE	NS	NS	NS	NS	NS	NS	NS	NS	NS	NS	NS	NS	NS	NS
Methyl Isobutyl Ketone	ug/kg	7000	14000	NE	500000	NS	NS	NS	NS	NS	NS	NS	NS	NS	NS	NS	NS	NS	NS
Naphthalene	ug/kg	**5600**	56000	NE	1000000	NS	NS	NS	NS	NS	NS	NS	NS	NS	NS	NS	NS	NS	NS
n-Butylbenzene	ug/kg	NE	NE	NE	500000	NS	NS	NS	NS	NS	NS	NS	NS	NS	NS	NS	NS	NS	NS
n-Propylbenzene	ug/kg	NE	NE	NE	500000	NS	NS	NS	NS	NS	NS	NS	NS	NS	NS	NS	NS	NS	NS
o-Xylene	ug/kg	NE	**19500**	NE	NE	NS	NS	NS	NS	NS	NS	NS	NS	NS	NS	NS	NS	NS	NS
p-Isopropyltoluene	ug/kg	NE	NE	NE	500000	NS	NS	NS	NS	NS	NS	NS	NS	NS	NS	NS	NS	NS	NS
sec-Butylbenzene	ug/kg	NE	NE	NE	500000	NS	NS	NS	NS	NS	NS	NS	NS	NS	NS	NS	NS	NS	NS
Styrene	ug/kg	2000	20000	NE	500000	NS	NS	NS	NS	NS	NS	NS	NS	NS	NS	NS	NS	NS	NS
tert-butylbenzene	ug/kg	NE	NE	NE	500000	NS	NS	NS	NS	NS	NS	NS	NS	NS	NS	NS	NS	NS	NS
Tetrachloroethylene	ug/kg	**100**	1000	NE	12000	NS	NS	NS	NS	NS	NS	NS	NS	NS	NS	NS	NS	NS	NS
Toluene	ug/kg	20000	67000	NE	500000	NS	NS	NS	NS	NS	NS	NS	NS	NS	NS	NS	NS	NS	NS
Total Xylenes	ug/kg	**19500**	**19500**	NE	NE	NS	NS	NS	NS	NS	NS	NS	NS	NS	NS	NS	NS	NS	NS
trans-1,2-Dichloroethylene	ug/kg	**2000**	20000	NE	500000	NS	NS	NS	NS	NS	NS	NS	NS	NS	NS	NS	NS	NS	NS
Trichloroethene	ug/kg	**100**	**1000**	NE	56000	NS	NS	NS	NS	NS	NS	NS	NS	NS	NS	NS	NS	NS	NS
Vinyl chloride	ug/kg	**40**	**400**	NE	**320**	NS	NS	NS	NS	NS	NS	NS	NS	NS	NS	NS	NS	NS	NS
VOCs-SPLP																			
Total VOC-SPLP	ug/l	NE	NE	NE	NE	NS	NS	NS	NS	NS	NS	NS	NS	NS	NS	NS	NS	NS	NS
SVOC-SIMs																			
Benzo(a)pyrene	ug/kg	1000	1000	NE	1000	NS	NS	NS	NS	NS	NS	NS	NS	NS	NS	NS	NS	NS	NS
Benzo(b)fluoranthene	ug/kg	1000	1000	NE	1000	NS	NS	NS	NS	NS	NS	NS	NS	NS	NS	NS	NS	NS	NS
Fluoranthene	ug/kg	5600	56000	NE	1000000	NS	NS	NS	NS	NS	NS	NS	NS	NS	NS	NS	NS	NS	NS
Pyrene	ug/kg	4000	40000	NE	1000000	NS	NS	NS	NS	NS	NS	NS	NS	NS	NS	NS	NS	NS	NS
SVOCs																			
1-Methylnaphthalene	ug/kg	*200*	*1000*	NE	*21000*	NS	NS	NS	NS	< 178 U	NS	NS	NS	< 492 U	NS	NS	NS	NS	NS
2-Methylnaphthalene	ug/kg	*560*	*5600*	NE	*270000*	NS	NS	NS	NS	< 178 U	NS	NS	NS	< 492 U	NS	NS	NS	NS	NS
Acenaphthene	ug/kg	*8400*	*84000*	NE	*1000000*	NS	NS	NS	NS	< 178 U	NS	NS	NS	< 492 U	NS	NS	NS	NS	NS
Acenaphthylene	ug/kg	8400	84000	NE	1000000	NS	NS	NS	NS	< 178 U	NS	NS	NS	< 492 UJ	NS	NS	NS	NS	NS
Anthracene	ug/kg	40000	400000	NE	1000000	NS	NS	NS	NS	< 178 U	NS	NS	NS	< 492 U	NS	NS	NS	NS	NS
Benzo(a)anthracene	ug/kg	**1000**	**1000**	NE	**1000**	NS	NS	NS	NS	< 178 U	NS	NS	NS	< 492 U	NS	NS	NS	NS	NS
Benzo(a)pyrene	ug/kg	**1000**	**1000**	NE	**1000**	NS	NS	NS	NS	< 178 U	NS	NS	NS	< 492 U	NS	NS	NS	NS	NS
Benzo(b)fluoranthene	ug/kg	**1000**	**1000**	NE	**1000**	NS	NS	NS	NS	< 178 U	NS	NS	NS	< 492 U	NS	NS	NS	NS	NS
Benzo(g,h,i)perylene	ug/kg	*1000*	*1000*	NE	*8400*	NS	NS	NS	NS	< 178 U	NS	NS	NS	< 492 U	NS	NS	NS	NS	NS
Benzo(k)fluoranthene	ug/kg	**1000**	**1000**	NE	**8400**	NS	NS	NS	NS	< 178 U	NS	NS	NS	< 492 U	NS	NS	NS	NS	NS
Bis(2-ethylhexyl)phthalate	ug/kg	**1000**	11000	NE	44000	NS	NS	NS	NS	NS	NS	NS	NS	NS	NS	NS	NS	NS	NS
Chrysene	ug/kg	*1000*	*1000*	NE	*84000*	NS	NS	NS	NS	< 178 U	NS	NS	NS	< 492 U	NS	NS	NS	NS	NS
Dibenzo(a,h)anthracene	ug/kg	*1000*	*1000*	NE	***1000***	NS	NS	NS	NS	< 178 U	NS	NS	NS	< 492 U	NS	NS	NS	NS	NS
Fluoranthene	ug/kg	**5600**	56000	NE	1000000	NS	NS	NS	NS	< 178 U	NS	NS	NS	< 492 U	NS	NS	NS	NS	NS
Fluorene	ug/kg	**5600**	56000	NE	1000000	NS	NS	NS	NS	< 178 U	NS	NS	NS	< 492 U	NS	NS	NS	NS	NS
Indeno(1,2,3-cd)pyrene	ug/kg	*1000*	*1000*	NE	***1000***	NS	NS	NS	NS	< 178 U	NS	NS	NS	< 492 U	NS	NS	NS	NS	NS
Naphthalene	ug/kg	**5600**	56000	NE	1000000	NS	NS	NS	NS	< 178 U	NS	NS	NS	< 492 U	NS	NS	NS	NS	NS
Phenanthrene	ug/kg	**4000**	40000	NE	1000000	NS	NS	NS	NS	< 178 U	NS	NS	NS	< 492 U	NS	NS	NS	NS	NS
Pyrene	ug/kg	**4000**	40000	NE	1000000	NS	NS	NS	NS	< 178 U	NS	NS	NS	< 492 U	NS	NS	NS	NS	NS
SVOCs-SPLP																			
1-Methylnaphthalene	ug/l	NE	NE	*50*	NE	NS	NS	NS	NS	NS	NS	NS	NS	NS	NS	NS	NS	NS	NS
2-Methylnaphthalene	ug/l	NE	NE	*280*	NE	NS	NS	NS	NS	NS	NS	NS	NS	NS	NS	NS	NS	NS	NS
Acenaphthene	ug/l	NE	NE	*4200*	NE	NS	NS	NS	NS	NS	NS	NS	NS	NS	NS	NS	NS	NS	NS
Anthracene	ug/l	NE	NE	20000	NE	NS	NS	NS	NS	NS	NS	NS	NS	NS	NS	NS	NS	NS	NS
Benzo(a)anthracene	ug/l	NE	NE	0.6	NE	NS	NS	NS	NS	NS	NS	NS	NS	NS	NS	NS	NS	NS	NS
Fluoranthene	ug/l	NE	NE	2800	NE	NS	NS	NS	NS	NS	NS	NS	NS	NS	NS	NS	NS	NS	NS
Fluorene	ug/l	NE	NE	2800	NE	NS	NS	NS	NS	NS	NS	NS	NS	NS	NS	NS	NS	NS	NS
Naphthalene	ug/l	NE	NE	2800	NE	NS	NS	NS	NS	NS	NS	NS	NS	NS	NS	NS	NS	NS	NS
Phenanthrene	ug/l	NE	NE	2000	NE	NS	NS	NS	NS	NS	NS	NS	NS	NS	NS	NS	NS	NS	NS
Pyrene	ug/l	NE	NE	2000	NE	NS	NS	NS	NS	NS	NS	NS	NS	NS	NS	NS	NS	NS	NS

Table 2
AOC 1 Non-PCB Soil Analytical Data
EC Application

Greenwich High School
10 Hillside Road
Greenwich, CT

Location ID						O12-SS23	P10-SS206	P11-SB413	P11-SB413	P11-SB413	P11-SS225	P13-SS188	P13-SS190	P7-SB239	P7-SB239	P7-SB239	P7-SB239	P9-SB290	P9-SB290
Depth Interval						0 - 0.5 ft	0 - 0.25 ft	1 - 2 ft	11.5 - 12.5 ft	4 - 5 ft	0 - 0.25 ft	0 - 0.25 ft	0 - 0.25 ft	0.7 - 4 ft	0.7 - 4 ft	4 - 5 ft	7 - 8 ft	0 - 2 ft	1.5 - 2.5 ft
Sample ID	Unit	2013 GA PMC	2013 GB PMC	GWPC x 10	2013 RES DEC	O12-SS23-080511	P10-SS206 0-3	1-SB413(1-2)-06291	B413(11.5-12.5)-062	1-SB413(4-5)-06291	P11-SS225 0-3	P13-SS188 0-3	P13-SS190 0-3	P7-SB239 (.70-4)-1	P7-SB239 (.70-4)-2	P7-SB239 (4-5)-1	P7-SB239 (7-8)-1	-SB290(0-2)-021412	B290(1.5-2.5)-0214
Sample Date						8/5/2011	8/12/2011	6/29/2012	6/29/2012	6/29/2012	8/12/2011	8/12/2011	8/12/2011	12/28/2011	12/28/2011	12/28/2011	12/28/2011	2/14/2012	2/14/2012
SDG						SB32945	SB33374	SB52073	SB52073	SB52073	SB33374	SB33374	SB33374	SB41720	SB41720	SB41720	SB41720	SB43969	SB43969
Metals																			
Antimony	mg/kg	NE	NE	NE	**27**	NS	NS	< 5.45 UJ	< 7.74 UJ	< 5.21 UJ	NS	NS	NS	< 6.70 UJ	< 5.87 UJ	< 5.38 UJ	< 4.83 UJ	NS	< 6.08 UJ
Arsenic	mg/kg	NE	NE	NE	**10**	**4.57**	**6.50**	< 8.18 U	< 4.64 U	< 3.13 U	NS	NS	**2.75**	**2.08**	**2.03**	< 1.61 U	< 1.45 U	NS	< 9.12 U
Barium	mg/kg	NE	NE	NE	4700	NS	NS	**86.0**	**84.8**	**66.3**	NS	NS	NS	**107 J**	**65.8 J**	**97.5 J**	**59.1 J**	NS	**124**
Beryllium	mg/kg	NE	NE	NE	**2**	NS	NS	< 0.545 U	< 0.774 U	< 0.521 U	NS	NS	NS	**1.83**	**2.10**	< 0.538 U	< 0.483 U	NS	**0.713**
Cadmium	mg/kg	NE	NE	NE	**34**	NS	**1.05**	< 0.545 U	< 0.774 U	< 0.521 U	NS	NS	< 0.538 U	< 0.670 UJ	< 0.587 UJ	< 0.538 UJ	**0.565 J**	NS	< 0.608 UJ
Chromium	mg/kg	NE	NE	NE	NE	NS	**38.2**	**35.3**	**23.5**	**18.7**	NS	NS	**13.2**	**23.9 J**	**23.0 J**	**16.7 J**	**17.4 J**	NS	**25.2**
Copper	mg/kg	NE	NE	NE	**2500**	NS	NS	**24.7**	**46.6**	**10.5**	NS	NS	NS	**4.06 J**	**12.4 J**	**4.73 J**	**14.8 J**	NS	**21.0 J**
Lead	mg/kg	NE	NE	NE	**400**	NS	**58.4**	**39.2**	**8.46**	**13.0**	NS	NS	**10.6**	**11.2 J**	**7.97 J**	**2.45 J**	**3.89 J**	NS	**77.8**
Mercury	mg/kg	NE	NE	NE	20	NS	**0.373**	**0.201 J+**	< 0.0485 U	**0.0296 J+**	NS	NS	< 0.0345 U	< 1.15 U	< 0.864 U	< 0.747 U	< 0.0334 U	NS	**0.259 J**
Nickel	mg/kg	NE	NE	NE	**1400**	NS	NS	**26.6**	**25.2**	**10.0**	NS	NS	NS	**7.32 J**	**8.71 J**	**6.81 J**	**11.1 J**	NS	**14.1 J**
Selenium	mg/kg	NE	NE	NE	340	NS	NS	< 1.64 U	< 2.32 U	< 1.56 U	NS	NS	NS	< 2.08 U	< 1.76 U	< 1.61 U	< 1.45 U	NS	< 1.82 U
Silver	mg/kg	NE	NE	NE	340	NS	NS	< 1.64 U	< 2.32 U	< 1.56 U	NS	NS	NS	< 2.01 UJ	< 1.76 UJ	< 1.61 UJ	< 1.45 UJ	NS	< 1.82 U
Thallium	mg/kg	NE	NE	NE	**5.4**	NS	NS	< 3.27 U	< 4.64 U	< 3.13 U	NS	NS	NS	< 4.02 U	< 3.52 U	< 3.23 U	< 2.90 U	NS	< 3.65 U
Vanadium	mg/kg	NE	NE	NE	**470**	NS	NS	**26.0**	**33.6**	**21.5**	NS	NS	NS	**12.7 J+**	**10.2 J+**	**8.08 J+**	**18.9 J+**	NS	**27.9**
Zinc	mg/kg	NE	NE	NE	**20000**	NS	NS	**61.9**	**56.3**	**29.3**	NS	NS	NS	< 11.4 UJ	< 9.98 UJ	**19.6 J**	**22.7 J**	NS	**73.3 J**
Metals-SPLP																			
Antimony	ug/l	**6**	60	NE	NE	NS	NS	NS	NS	NS	NS	NS	NS	NS	NS	NS	NS	NS	NS
Arsenic	ug/l	50	500	NE	NE	NS	NS	NS	NS	NS	NS	NS	NS	NS	NS	NS	NS	NS	NS
Barium	ug/l	1000	10000	NE	NE	NS	NS	NS	NS	NS	NS	NS	NS	NS	NS	NS	NS	NS	NS
Cadmium	ug/l	**5**	**50**	NE	NE	NS	NS	NS	NS	NS	NS	NS	NS	NS	NS	NS	NS	NS	NS
Chromium	ug/l	50	500	NE	NE	NS	NS	NS	NS	NS	NS	NS	NS	NS	NS	NS	NS	NS	NS
Copper	ug/l	1300	13000	NE	NE	NS	NS	NS	NS	NS	NS	NS	NS	NS	NS	NS	NS	NS	NS
Lead	ug/l	**15**	**150**	NE	NE	NS	NS	NS	NS	NS	NS	NS	NS	NS	NS	NS	NS	NS	NS
Nickel	ug/l	100	1000	NE	NE	NS	NS	NS	NS	NS	NS	NS	NS	NS	NS	NS	NS	NS	NS
Vanadium	ug/l	50	500	NE	NE	NS	NS	NS	NS	NS	NS	NS	NS	NS	NS	NS	NS	NS	NS
Zinc	ug/l	5000	50000	NE	NE	NS	NS	NS	NS	NS	NS	NS	NS	NS	NS	NS	NS	NS	NS
Cyanide																			
Cyanide	mg/kg	NE	NE	NE	1400	NS	NS	NS	NS	NS	NS	NS	NS	NS	NS	NS	NS	NS	NS
PCBs																			
Aroclor 1242	ug/kg	NE	NE	NE	NE	< 22.3 U	< 23.2 U	< 22.2 U	< 31.4 U	< 20.6 U	< 19.8 U	< 19.8 U	< 23.1 U	< 28.3 U	< 24.5 U	< 20.7 U	< 21.6 U	NS	**117**
Aroclor 1248	ug/kg	NE	NE	NE	NE	< 22.3 U	< 23.2 U	< 22.2 U	< 31.4 U	< 20.6 U	< 19.8 U	< 19.8 U	< 23.1 U	< 28.3 U	< 24.5 U	< 20.7 U	< 21.6 U	NS	< 24.3 U
Aroclor 1254	ug/kg	NE	NE	NE	NE	< 22.3 U	< 23.2 U	**34.4**	< 31.4 U	< 20.6 U	< 19.8 U	< 19.8 U	< 23.1 U	< 28.3 U	< 24.5 U	< 20.7 U	< 21.6 U	NS	< 24.3 U
Aroclor 1260	ug/kg	NE	NE	NE	NE	< 22.3 U	< 23.2 U	< 22.2 U	< 31.4 U	< 20.6 U	< 19.8 U	< 19.8 U	< 23.1 U	< 28.3 U	< 24.5 U	< 20.7 U	< 21.6 U	NS	< 24.3 U
Aroclor 1262	ug/kg	NE	NE	NE	NE	< 22.3 U	< 23.2 U	< 22.2 U	< 31.4 U	< 20.6 U	< 19.8 U	< 19.8 U	< 23.1 U	< 28.3 U	< 24.5 U	< 20.7 U	< 21.6 U	NS	< 24.3 U
Total PCB Aroclors	ug/kg	**NE**	NE	NE	**1000**	< 22.3 U	< 23.2 U	**34.4**	< 31.4 U	< 20.6 U	< 19.8 U	< 19.8 U	< 23.1 U	< 28.3 U	< 24.5 U	< 20.7 U	< 21.6 U	NS	**117**
PCBs-SPLP																			
Aroclor 1242	ug/l	NE	NE	NE	NE	NS	NS	NS	NS	NS	NS	NS	NS	NS	NS	NS	NS	NS	NS
Aroclor 1248	ug/l	NE	NE	NE	NE	NS	NS	NS	NS	NS	NS	NS	NS	NS	NS	NS	NS	NS	NS
Aroclor 1260	ug/l	NE	NE	NE	NE	NS	NS	NS	NS	NS	NS	NS	NS	NS	NS	NS	NS	NS	NS
Total PCB Aroclors	ug/l	**0.5**	**5**	NE	NE	NS	NS	NS	NS	NS	NS	NS	NS	NS	NS	NS	NS	NS	NS
Pesticides																			
4,4-DDD (p,p)	ug/kg	NE	NE	NE	NE	NS	NS	NS	NS	NS	< 8.44 U	< 8.36 U	NS	NS	NS	NS	NS	< 8.99 U	NS
4,4-DDE (p,p)	ug/kg	NE	NE	NE	NE	NS	NS	NS	NS	NS	< 5.27 U	< 5.23 U	NS	NS	NS	NS	NS	< 5.62 U	NS
4,4-DDT (p,p)	ug/kg	NE	NE	NE	1800	NS	NS	NS	NS	NS	< 8.44 U	< 8.36 U	NS	NS	NS	NS	NS	< 8.99 U	NS
alpha-Chlordane	ug/kg	NE	NE	NE	NE	NS	NS	NS	NS	NS	< 5.27 U	< 5.23 U	NS	NS	NS	NS	NS	< 5.62 U	NS
Chlordane	ug/kg	NE	NE	NE	**490**	NS	NS	NS	NS	NS	< 21.1 U	< 20.9 U	NS	NS	NS	NS	NS	< 22.5 U	NS
Endrin	ug/kg	NE	NE	NE	20000	NS	NS	NS	NS	NS	< 8.44 U	< 8.36 U	NS	NS	NS	NS	NS	< 8.99 U	NS
gamma-Chlordane	ug/kg	NE	NE	NE	NE	NS	NS	NS	NS	NS	< 5.27 U	< 5.23 U	NS	NS	NS	NS	NS	< 5.62 U	NS
Methoxychlor	ug/kg	800	8000	NE	340000	NS	NS	NS	NS	NS	< 8.44 U	< 8.36 U	NS	NS	NS	NS	NS	< 8.99 U	NS
Total DDx	ug/kg	***3***	***20***	NE	1800	NS	NS	NS	NS	NS	< 8.44	< 8.36	NS	NS	NS	NS	NS	< 8.99	NS
Pesticides-SPLP																			
Chlordane	ug/l	NE	NE	**3**	NE	NS	NS	NS	NS	NS	NS	NS	NS	NS	NS	NS	NS	NS	NS
Herbicides																			
Total Herbicides	ug/kg	NE	NE	NE	NE	NS	NS	NS	NS	NS	NS	NS	NS	< 10.2 U	NS	NS	NS	NS	NS

Notes:
This is a summary table. Only detected analytes are shown.
<0.010 = Not detected above the laboratory reporting limit
Bold = Detected above reporting limit
Yellow highlighted cells exceed the 2013 GA PMC
Green highlighted cells exceed the 2013 GB PMC
Blue highlighted cells exceed the 2013 RES DEC
RES DEC = Residential Direct Exposure Criteria
GA PMC = Pollutant Mobility Criteria for GA classified groundwater areas
GB PMC = Pollutant Mobility Criteria for GB classified groundwater areas
GWPC = Groundwater Protection Criteria
Italicized criteria indicate that criteria value is from CTDEEP Recommended Criteria Values for Common Additional Polluting Substances and Alternative Criteria Requests (September 2018)
NE = Criteria has not been established
NS = Not sampled for this constituent
ug/kg = micrograms per kilogram
ug/l = micrograms per liter
mg/kg = milligrams per kilogram
U = The analyte was not detected above the detection limit
J+ = Result may be biased high
J-= Result may be biased low
J = Result is considered estimated
UJ = The analyte was not detected at a level greater than or equal to the adjusted DL. However, the reported adjusted DL is approximate and may be inaccurate or imprecise.

Table 2
AOC 1 Non-PCB Soil Analytical Data
EC Application

Location ID						P9-SB290	P9-SS213	P9-SS213	Q10-SB411	Q10-SB411	Q10-SB411	Q10-SB411	Q11-SS200	Q12-SB419	Q12-SB419	Q12-SB419	Q12-SB419	Q14-SB414	Q14-SB414
Depth Interval						5 - 6 ft	0 - 0.25 ft	0 - 0.25 ft	1 - 2 ft	1.5 - 2 ft	11.5 - 12.5 ft	4 - 5 ft	0 - 0.25 ft	11.5 - 12.5 ft	11.5 - 12.5 ft	4 - 5 ft	8 - 10 ft	11.5 - 12.5 ft	2 - 3 ft
Sample ID	Unit	2013 GA PMC	2013 GB PMC	GWPC x 10	2013 RES DEC	-SB290(5-6)-021412	DUP-14	P9-SS213 0-3	0-SB411(1-2)-06281	Q10-SB411 (1.5-2)-1	B411(11.5-12.5)-062	0-SB411(4-5)-06281	Q11-SS200 0-3	B419(11.5-12.5)-070	B419(11.5-12.5)-070	2-SB419(4-5)-07021	-SB419(8-10)-07021	B414(11.5-12.5)-062	4-SB414(2-3)-06291
Sample Date						2/14/2012	8/12/2011	8/12/2011	6/28/2012	9/16/2020	6/28/2012	6/28/2012	8/12/2011	7/2/2012	7/2/2012	7/2/2012	7/2/2012	6/29/2012	6/29/2012
SDG						SB43969	SB33374	SB33374	SB51990	20I0847	SB51990	SB51990	SB33374	SB52216	SB52216	SB52216	SB52216	SB52073	SB52073
CTETPH																			
Aliphatic Hydrocarbons (ETPH) C9-C36	mg/kg	**500**	**2500**	NE	**500**	**51.7**	NS	NS	NS	NS	NS	**117**	NS	NS	NS	NS	< 28.2 U	NS	NS
Total Petroleum Hydrocarbons	mg/kg	**500**	**2500**	NE	**500**	**51.7**	NS	NS	NS	NS	NS	**117**	NS	NS	NS	NS	< 28.2 U	NS	NS
Unidentified	mg/kg	NE	NE	NE	NE	**51.7**	NS	NS	NS	NS	NS	**117**	NS	NS	NS	NS	< 28.2 U	NS	NS
CTETPH-SPLP																			
Aliphatic Hydrocarbons (ETPH) C9-C36	mg/l	NE	NE	2.5	NE	NS	NS	NS	NS	NS	NS	NS	NS	NS	NS	NS	NS	NS	NS
Total Petroleum Hydrocarbons	mg/l	NE	NE	NE	NE	NS	NS	NS	NS	NS	NS	NS	NS	NS	NS	NS	NS	NS	NS
Unidentified	mg/l	NE	NE	NE	NE	NS	NS	NS	NS	NS	NS	NS	NS	NS	NS	NS	NS	NS	NS
VOCs																			
1,1,1-Trichloroethane	ug/kg	4000	40000	NE	500000	< 6.1 U	NS	NS	NS	NS	NS	< 9.7 U	NS	NS	NS	NS	NS	NS	NS
1,1-Dichloroethane	ug/kg	**1400**	14000	NE	500000	< 6.1 U	NS	NS	NS	NS	NS	< 9.7 U	NS	NS	NS	NS	NS	NS	NS
1,2,4-Trichlorobenzene	ug/kg	NE	NE	NE	21000	< 6.1 U	NS	NS	NS	NS	NS	< 9.7 U	NS	NS	NS	NS	NS	NS	NS
1,2,4-Trimethylbenzene	ug/kg	NE	NE	NE	500000	< 6.1 U	NS	NS	NS	NS	NS	< 9.7 U	NS	NS	NS	NS	NS	NS	NS
1,2-Dichlorobenzene	ug/kg	3100	3100	NE	500000	< 6.1 U	NS	NS	NS	NS	NS	< 9.7 U	NS	NS	NS	NS	NS	NS	NS
1,2-Dichloroethane	ug/kg	**20**	200	NE	6700	< 6.1 U	NS	NS	NS	NS	NS	< 9.7 UJ	NS	NS	NS	NS	NS	NS	NS
1,3,5-Trimethylbenzene	ug/kg	NE	NE	NE	500000	< 6.1 U	NS	NS	NS	NS	NS	< 9.7 U	NS	NS	NS	NS	NS	NS	NS
1,3-Dichlorobenzene	ug/kg	12000	120000	NE	500000	< 6.1 U	NS	NS	NS	NS	NS	< 9.7 U	NS	NS	NS	NS	NS	NS	NS
1,4-Dichlorobenzene	ug/kg	1500	15000	NE	26000	< 6.1 U	NS	NS	NS	NS	NS	< 9.7 U	NS	NS	NS	NS	NS	NS	NS
2-Butanone (MEK)	ug/kg	8000	80000	NE	500000	< 61.2 U	NS	NS	NS	NS	NS	< 97.4 U	NS	NS	NS	NS	NS	NS	NS
Acetone	ug/kg	14000	140000	NE	500000	< 61.2 U	NS	NS	NS	NS	NS	< 97.4 U	NS	NS	NS	NS	NS	NS	NS
Benzene	ug/kg	**20**	**200**	NE	21000	< 6.1 U	NS	NS	NS	NS	NS	< 9.7 U	NS	NS	NS	NS	NS	NS	NS
Chlorobenzene	ug/kg	2000	20000	NE	500000	< 6.1 U	NS	NS	NS	NS	NS	< 9.7 U	NS	NS	NS	NS	NS	NS	NS
Chloroethane	ug/kg	NE	NE	NE	130000	< 12.2 U	NS	NS	NS	NS	NS	< 19.5 U	NS	NS	NS	NS	NS	NS	NS
cis-1,2-Dichloroethylene	ug/kg	**1400**	**14000**	NE	500000	< 6.1 U	NS	NS	NS	NS	NS	< 9.7 U	NS	NS	NS	NS	NS	NS	NS
Ethyl ether	ug/kg	NE	NE	NE	NE	< 6.1 U	NS	NS	NS	NS	NS	< 9.7 U	NS	NS	NS	NS	NS	NS	NS
Ethylbenzene	ug/kg	**10100**	**10100**	NE	500000	< 6.1 U	NS	NS	NS	NS	NS	< 9.7 U	NS	NS	NS	NS	NS	NS	NS
Isopropylbenzene	ug/kg	NE	NE	NE	500000	< 6.1 U	NS	NS	NS	NS	NS	< 9.7 U	NS	NS	NS	NS	NS	NS	NS
m,p-Xylenes	ug/kg	NE	**19500**	NE	NE	< 12.2 U	NS	NS	NS	NS	NS	< 19.5 U	NS	NS	NS	NS	NS	NS	NS
Methyl Isobutyl Ketone	ug/kg	7000	14000	NE	500000	< 61.2 U	NS	NS	NS	NS	NS	< 97.4 U	NS	NS	NS	NS	NS	NS	NS
Naphthalene	ug/kg	**5600**	56000	NE	1000000	< 6.1 U	NS	NS	NS	NS	NS	< 9.7 U	NS	NS	NS	NS	NS	NS	NS
n-Butylbenzene	ug/kg	NE	NE	NE	500000	< 6.1 U	NS	NS	NS	NS	NS	< 9.7 U	NS	NS	NS	NS	NS	NS	NS
n-Propylbenzene	ug/kg	NE	NE	NE	500000	< 6.1 U	NS	NS	NS	NS	NS	< 9.7 U	NS	NS	NS	NS	NS	NS	NS
o-Xylene	ug/kg	NE	**19500**	NE	NE	< 6.1 U	NS	NS	NS	NS	NS	< 9.7 UJ	NS	NS	NS	NS	NS	NS	NS
p-Isopropyltoluene	ug/kg	NE	NE	NE	500000	< 6.1 U	NS	NS	NS	NS	NS	< 9.7 U	NS	NS	NS	NS	NS	NS	NS
sec-Butylbenzene	ug/kg	NE	NE	NE	500000	< 6.1 U	NS	NS	NS	NS	NS	< 9.7 U	NS	NS	NS	NS	NS	NS	NS
Styrene	ug/kg	2000	20000	NE	500000	< 6.1 U	NS	NS	NS	NS	NS	< 9.7 U	NS	NS	NS	NS	NS	NS	NS
tert-butylbenzene	ug/kg	NE	NE	NE	500000	< 6.1 U	NS	NS	NS	NS	NS	< 9.7 U	NS	NS	NS	NS	NS	NS	NS
Tetrachloroethylene	ug/kg	**100**	1000	NE	12000	< 6.1 U	NS	NS	NS	NS	NS	< 9.7 U	NS	NS	NS	NS	NS	NS	NS
Toluene	ug/kg	20000	67000	NE	500000	< 6.1 U	NS	NS	NS	NS	NS	< 9.7 U	NS	NS	NS	NS	NS	NS	NS
Total Xylenes	ug/kg	**19500**	**19500**	NE	NE	< 12.2 U	NS	NS	NS	NS	NS	< 19.5 U	NS	NS	NS	NS	NS	NS	NS
trans-1,2-Dichloroethylene	ug/kg	**2000**	20000	NE	500000	< 6.1 U	NS	NS	NS	NS	NS	< 9.7 U	NS	NS	NS	NS	NS	NS	NS
Trichloroethene	ug/kg	**100**	**1000**	NE	56000	< 6.1 U	NS	NS	NS	NS	NS	< 9.7 U	NS	NS	NS	NS	NS	NS	NS
Vinyl chloride	ug/kg	**40**	**400**	NE	**320**	< 6.1 U	NS	NS	NS	NS	NS	< 9.7 UJ	NS	NS	NS	NS	NS	NS	NS
VOCs-SPLP																			
Total VOC-SPLP	ug/l	NE	NE	NE	NE	NS	NS	NS	NS	NS	NS	NS	NS	NS	NS	NS	NS	NS	NS
SVOC-SIMs																			
Benzo(a)pyrene	ug/kg	1000	1000	NE	1000	NS	NS	NS	NS	NS	NS	NS	NS	NS	NS	NS	NS	NS	NS
Benzo(b)fluoranthene	ug/kg	1000	1000	NE	1000	NS	NS	NS	NS	NS	NS	NS	NS	NS	NS	NS	NS	NS	NS
Fluoranthene	ug/kg	5600	56000	NE	1000000	NS	NS	NS	NS	NS	NS	NS	NS	NS	NS	NS	NS	NS	NS
Pyrene	ug/kg	4000	40000	NE	1000000	NS	NS	NS	NS	NS	NS	NS	NS	NS	NS	NS	NS	NS	NS
SVOCs																			
1-Methylnaphthalene	ug/kg	*200*	*1000*	NE	*21000*	< 407 U	NS	NS	NS	NS	NS	< 189 U	NS	NS	NS	NS	< 185 U	NS	NS
2-Methylnaphthalene	ug/kg	*560*	*5600*	NE	*270000*	< 407 UJ	NS	NS	NS	< 190	NS	< 189 U	NS	NS	NS	NS	< 185 U	NS	NS
Acenaphthene	ug/kg	*8400*	*84000*	NE	*1000000*	< 407 UJ	NS	NS	NS	< 190	NS	< 189 U	NS	NS	NS	NS	< 185 U	NS	NS
Acenaphthylene	ug/kg	8400	84000	NE	1000000	< 407 U	NS	NS	NS	< 190	NS	**213**	NS	NS	NS	NS	< 185 U	NS	NS
Anthracene	ug/kg	40000	400000	NE	1000000	< 407 U	NS	NS	NS	< 190	NS	< 189 U	NS	NS	NS	NS	< 185 U	NS	NS
Benzo(a)anthracene	ug/kg	**1000**	**1000**	NE	**1000**	< 407 U	NS	NS	NS	< 190	NS	**940**	NS	NS	NS	NS	< 185 U	NS	NS
Benzo(a)pyrene	ug/kg	**1000**	**1000**	NE	**1000**	< 407 U	NS	NS	NS	< 190	NS	**1130**	NS	NS	NS	NS	< 185 U	NS	NS
Benzo(b)fluoranthene	ug/kg	**1000**	**1000**	NE	**1000**	< 407 U	NS	NS	NS	< 190	NS	**1080**	NS	NS	NS	NS	< 185 U	NS	NS
Benzo(g,h,i)perylene	ug/kg	*1000*	*1000*	NE	*8400*	< 407 U	NS	NS	NS	< 190	NS	**866**	NS	NS	NS	NS	< 185 U	NS	NS
Benzo(k)fluoranthene	ug/kg	**1000**	**1000**	NE	**8400**	< 407 U	NS	NS	NS	< 190	NS	**942**	NS	NS	NS	NS	< 185 U	NS	NS
Bis(2-ethylhexyl)phthalate	ug/kg	**1000**	11000	NE	44000	NS	NS	NS	NS	NS	NS	NS	NS	NS	NS	NS	NS	NS	NS
Chrysene	ug/kg	*1000*	*1000*	NE	*84000*	< 407 UJ	NS	NS	NS	< 190	NS	**1260**	NS	NS	NS	NS	< 185 U	NS	NS
Dibenzo(a,h)anthracene	ug/kg	*1000*	*1000*	NE	***1000***	< 407 U	NS	NS	NS	< 190	NS	**232**	NS	NS	NS	NS	< 185 U	NS	NS
Fluoranthene	ug/kg	**5600**	56000	NE	1000000	< 407 U	NS	NS	NS	< 190	NS	**3640**	NS	NS	NS	NS	< 185 U	NS	NS
Fluorene	ug/kg	**5600**	56000	NE	1000000	< 407 UJ	NS	NS	NS	< 190	NS	< 189 U	NS	NS	NS	NS	< 185 U	NS	NS
Indeno(1,2,3-cd)pyrene	ug/kg	*1000*	*1000*	NE	***1000***	< 407 U	NS	NS	NS	< 190	NS	**756**	NS	NS	NS	NS	< 185 U	NS	NS
Naphthalene	ug/kg	**5600**	56000	NE	1000000	< 407 U	NS	NS	NS	< 190	NS	< 189 U	NS	NS	NS	NS	< 185 U	NS	NS
Phenanthrene	ug/kg	**4000**	40000	NE	1000000	< 407 U	NS	NS	NS	< 190	NS	**1940**	NS	NS	NS	NS	< 185 U	NS	NS
Pyrene	ug/kg	**4000**	40000	NE	1000000	< 407 U	NS	NS	NS	< 190	NS	**3740**	NS	NS	NS	NS	< 185 U	NS	NS
SVOCs-SPLP																			
1-Methylnaphthalene	ug/l	NE	NE	*50*	NE	NS	NS	NS	NS	NS	NS	NS	NS	NS	NS	NS	NS	NS	NS
2-Methylnaphthalene	ug/l	NE	NE	*280*	NE	NS	NS	NS	NS	NS	NS	NS	NS	NS	NS	NS	NS	NS	NS
Acenaphthene	ug/l	NE	NE	*4200*	NE	NS	NS	NS	NS	NS	NS	NS	NS	NS	NS	NS	NS	NS	NS
Anthracene	ug/l	NE	NE	20000	NE	NS	NS	NS	NS	NS	NS	NS	NS	NS	NS	NS	NS	NS	NS
Benzo(a)anthracene	ug/l	NE	NE	0.6	NE	NS	NS	NS	NS	NS	NS	NS	NS	NS	NS	NS	NS	NS	NS
Fluoranthene	ug/l	NE	NE	2800	NE	NS	NS	NS	NS	NS	NS	NS	NS	NS	NS	NS	NS	NS	NS
Fluorene	ug/l	NE	NE	2800	NE	NS	NS	NS	NS	NS	NS	NS	NS	NS	NS	NS	NS	NS	NS
Naphthalene	ug/l	NE	NE	2800	NE	NS	NS	NS	NS	NS	NS	NS	NS	NS	NS	NS	NS	NS	NS
Phenanthrene	ug/l	NE	NE	2000	NE	NS	NS	NS	NS	NS	NS	NS	NS	NS	NS	NS	NS	NS	NS
Pyrene	ug/l	NE	NE	2000	NE	NS	NS	NS	NS	NS	NS	NS	NS	NS	NS	NS	NS	NS	NS

Table 2
AOC 1 Non-PCB Soil Analytical Data
EC Application

Location ID						P9-SB290	P9-SS213	P9-SS213	Q10-SB411	Q10-SB411	Q10-SB411	Q10-SB411	Q11-SS200	Q12-SB419	Q12-SB419	Q12-SB419	Q12-SB419	Q14-SB414	Q14-SB414
Depth Interval						5 - 6 ft	0 - 0.25 ft	0 - 0.25 ft	1 - 2 ft	1.5 - 2 ft	11.5 - 12.5 ft	4 - 5 ft	0 - 0.25 ft	11.5 - 12.5 ft	11.5 - 12.5 ft	4 - 5 ft	8 - 10 ft	11.5 - 12.5 ft	2 - 3 ft
Sample ID	Unit	2013 GA PMC	2013 GB PMC	GWPC x 10	2013 RES DEC	-SB290(5-6)-021412	DUP-14	P9-SS213 0-3	0-SB411(1-2)-06281	Q10-SB411 (1.5-2)-1	B411(11.5-12.5)-062	0-SB411(4-5)-06281	Q11-SS200 0-3	B419(11.5-12.5)-070	B419(11.5-12.5)-070	2-SB419(4-5)-07021	2-SB419(8-10)-07021	B414(11.5-12.5)-062	4-SB414(2-3)-06291
Sample Date						2/14/2012	8/12/2011	8/12/2011	6/28/2012	9/16/2020	6/28/2012	6/28/2012	8/12/2011	7/2/2012	7/2/2012	7/2/2012	7/2/2012	6/29/2012	6/29/2012
SDG						SB43969	SB33374	SB33374	SB51990	20I0847	SB51990	SB51990	SB33374	SB52216	SB52216	SB52216	SB52216	SB52073	SB52073
Metals																			
Antimony	mg/kg	NE	NE	NE	**27**	< 5.54 UJ	NS	NS	< 4.87 UJ	NS	< 7.32 UJ	< 5.16 UJ	NS	< 4.85 UJ	< 5.41 UJ	< 5.01 UJ	< 5.26 UJ	< 5.76 UJ	< 7.22 UJ
Arsenic	mg/kg	NE	NE	NE	**10**	**1.96**	NS	NS	**7.69**	NS	**3.28**	**1.98**	NS	< 1.46 UJ	< 1.62 UJ	< 3.01 UJ	< 1.58 UJ	< 1.73 U	< 4.33 U
Barium	mg/kg	NE	NE	NE	4700	**86.5**	NS	NS	**29.8**	NS	**99.4**	**70.4**	NS	**43.3 J**	**48.0 J**	**63.8 J**	**112 J**	**57.1**	**92.5**
Beryllium	mg/kg	NE	NE	NE	**2**	< 0.554 U	NS	NS	< 0.487 U	NS	< 0.732 U	< 0.516 U	NS	< 0.485 UJ	< 0.541 UJ	**0.676 J-**	< 0.526 UJ	< 0.576 U	**1.18**
Cadmium	mg/kg	NE	NE	NE	**34**	< 0.554 UJ	NS	NS	**0.663**	NS	< 0.732 U	< 0.516 U	NS	< 0.485 UJ	< 0.541 UJ	< 0.501 UJ	< 0.526 UJ	< 0.576 U	< 0.722 U
Chromium	mg/kg	NE	NE	NE	NE	**20.4**	NS	NS	**13.0**	NS	**32.1**	**21.6**	NS	**11.0 J-**	**12.5 J-**	**18.7 J-**	**28.9 J-**	**18.1**	**23.7**
Copper	mg/kg	NE	NE	NE	**2500**	**19.1 J**	NS	NS	**27.7 J**	NS	**24.4 J**	**10.6 J**	NS	**10.5 J**	**11.1 J**	**8.07 J**	**16.2 J**	**10.0**	**10.2**
Lead	mg/kg	NE	NE	NE	**400**	**14.0**	NS	NS	**15.7 J**	NS	**6.74 J**	**25.1 J**	NS	**2.63 J**	**2.89 J**	**5.89 J**	**4.22 J**	**2.63**	**56.4**
Mercury	mg/kg	NE	NE	NE	20	**0.0592 J**	NS	NS	< 0.0300 U	NS	< 0.0415 U	**0.153 J+**	NS	< 0.0319 U	< 0.0300 U	< 0.0312 U	< 0.0293 U	< 0.0352 U	**0.151 J+**
Nickel	mg/kg	NE	NE	NE	**1400**	**10.8 J**	NS	NS	**17.6 J**	NS	**23.3 J**	**10.4 J**	NS	**8.09 J-**	**8.21 J-**	**10.1 J-**	**21.3 J-**	**9.51**	**12.3**
Selenium	mg/kg	NE	NE	NE	340	< 1.66 U	NS	NS	< 1.46 U	NS	< 2.20 U	< 1.55 U	NS	< 1.46 UJ	< 1.62 UJ	< 1.50 UJ	< 1.58 UJ	< 1.73 U	< 2.17 U
Silver	mg/kg	NE	NE	NE	340	< 1.66 U	NS	NS	< 1.46 U	NS	< 2.20 U	< 1.55 U	NS	< 1.46 UJ	< 1.62 UJ	< 1.50 UJ	< 1.58 UJ	< 1.73 U	< 2.17 U
Thallium	mg/kg	NE	NE	NE	**5.4**	< 3.32 U	NS	NS	< 2.92 U	NS	< 4.39 U	< 3.10 U	NS	< 2.91 UJ	< 3.25 UJ	< 3.01 UJ	< 3.16 UJ	< 3.46 U	< 4.33 U
Vanadium	mg/kg	NE	NE	NE	**470**	**19.0**	NS	NS	**15.6**	NS	**34.7**	**20.6**	NS	**11.4**	**13.6**	**24.2**	**23.0**	**18.2**	**22.9**
Zinc	mg/kg	NE	NE	NE	**20000**	**26.8 J**	NS	NS	**50.5**	NS	**61.7**	**38.3**	NS	**14.3 J**	**20.5 J**	**26.2 J**	**24.5 J**	**20.1**	**36.8**
Metals-SPLP																			
Antimony	ug/l	**6**	60	NE	NE	NS	NS	NS	NS	NS	NS	NS	NS	NS	NS	NS	NS	NS	NS
Arsenic	ug/l	50	500	NE	NE	NS	NS	NS	NS	NS	NS	NS	NS	NS	NS	NS	NS	NS	NS
Barium	ug/l	1000	10000	NE	NE	NS	NS	NS	NS	NS	NS	NS	NS	NS	NS	NS	NS	NS	NS
Cadmium	ug/l	**5**	**50**	NE	NE	NS	NS	NS	NS	NS	NS	NS	NS	NS	NS	NS	NS	NS	NS
Chromium	ug/l	50	500	NE	NE	NS	NS	NS	NS	NS	NS	NS	NS	NS	NS	NS	NS	NS	NS
Copper	ug/l	1300	13000	NE	NE	NS	NS	NS	NS	NS	NS	NS	NS	NS	NS	NS	NS	NS	NS
Lead	ug/l	**15**	**150**	NE	NE	NS	NS	NS	NS	NS	NS	NS	NS	NS	NS	NS	NS	NS	NS
Nickel	ug/l	100	1000	NE	NE	NS	NS	NS	NS	NS	NS	NS	NS	NS	NS	NS	NS	NS	NS
Vanadium	ug/l	50	500	NE	NE	NS	NS	NS	NS	NS	NS	NS	NS	NS	NS	NS	NS	NS	NS
Zinc	ug/l	5000	50000	NE	NE	NS	NS	NS	NS	NS	NS	NS	NS	NS	NS	NS	NS	NS	NS
Cyanide																			
Cyanide	mg/kg	NE	NE	NE	1400	NS	NS	NS	NS	NS	NS	NS	NS	NS	NS	NS	NS	NS	NS
PCBs																			
Aroclor 1242	ug/kg	NE	NE	NE	NE	**372**	< 23.0 U	< 23.7 U	< 19.6 U	NS	< 28.8 U	< 21.4 U	< 22.6 U	< 21.7 U	< 20.9 U	< 20.6 U	< 22.1 U	< 23.4 U	< 27.4 U
Aroclor 1248	ug/kg	NE	NE	NE	NE	< 24.3 U	< 23.0 U	< 23.7 U	< 19.6 U	NS	< 28.8 U	< 21.4 U	< 22.6 U	< 21.7 U	< 20.9 U	< 20.6 U	< 22.1 U	< 23.4 U	< 27.4 U
Aroclor 1254	ug/kg	NE	NE	NE	NE	< 24.3 U	< 23.0 U	< 23.7 U	< 19.6 U	NS	< 28.8 U	< 21.4 U	< 22.6 U	< 21.7 U	< 20.9 U	< 20.6 U	< 22.1 U	< 23.4 U	< 27.4 U
Aroclor 1260	ug/kg	NE	NE	NE	NE	< 24.3 U	< 23.0 U	< 23.7 U	< 19.6 U	NS	< 28.8 U	< 21.4 U	< 22.6 U	< 21.7 U	< 20.9 U	< 20.6 U	< 22.1 U	< 23.4 U	< 27.4 U
Aroclor 1262	ug/kg	NE	NE	NE	NE	< 24.3 U	< 23.0 U	< 23.7 U	< 19.6 U	NS	< 28.8 U	< 21.4 U	< 22.6 U	< 21.7 U	< 20.9 U	< 20.6 U	< 22.1 U	< 23.4 U	< 27.4 U
Total PCB Aroclors	ug/kg	**NE**	NE	NE	**1000**	**372**	< 23.0 U	< 23.7 U	< 19.6 U	NS	< 28.8 U	< 21.4 U	< 22.6 U	< 21.7 U	< 20.9 U	< 20.6 U	< 22.1 U	< 23.4 U	< 27.4 U
PCBs-SPLP																			
Aroclor 1242	ug/l	NE	NE	NE	NE	NS	NS	NS	NS	NS	NS	NS	NS	NS	NS	NS	NS	NS	NS
Aroclor 1248	ug/l	NE	NE	NE	NE	NS	NS	NS	NS	NS	NS	NS	NS	NS	NS	NS	NS	NS	NS
Aroclor 1260	ug/l	NE	NE	NE	NE	NS	NS	NS	NS	NS	NS	NS	NS	NS	NS	NS	NS	NS	NS
Total PCB Aroclors	ug/l	**0.5**	**5**	NE	NE	NS	NS	NS	NS	NS	NS	NS	NS	NS	NS	NS	NS	NS	NS
Pesticides																			
4,4-DDD (p,p)	ug/kg	NE	NE	NE	NE	NS	NS	< 9.82 U	NS	NS	NS	NS	< 9.34 U	NS	NS	NS	NS	NS	NS
4,4-DDE (p,p)	ug/kg	NE	NE	NE	NE	NS	NS	< 6.14 U	NS	NS	NS	NS	< 5.83 U	NS	NS	NS	NS	NS	NS
4,4-DDT (p,p)	ug/kg	NE	NE	NE	1800	NS	NS	< 9.82 U	NS	NS	NS	NS	< 9.34 U	NS	NS	NS	NS	NS	NS
alpha-Chlordane	ug/kg	NE	NE	NE	NE	NS	NS	< 6.14 U	NS	NS	NS	NS	**14.8 J**	NS	NS	NS	NS	NS	NS
Chlordane	ug/kg	NE	NE	NE	**490**	NS	NS	< 24.5 U	NS	NS	NS	NS	< 23.3 U	NS	NS	NS	NS	NS	NS
Endrin	ug/kg	NE	NE	NE	20000	NS	NS	< 9.82 U	NS	NS	NS	NS	< 9.34 U	NS	NS	NS	NS	NS	NS
gamma-Chlordane	ug/kg	NE	NE	NE	NE	NS	NS	**6.65**	NS	NS	NS	NS	**11.1**	NS	NS	NS	NS	NS	NS
Methoxychlor	ug/kg	800	8000	NE	340000	NS	NS	< 9.82 U	NS	NS	NS	NS	< 9.34 U	NS	NS	NS	NS	NS	NS
Total DDx	ug/kg	***3***	***20***	NE	1800	NS	NS	< 9.82	NS	NS	NS	NS	< 9.34	NS	NS	NS	NS	NS	NS
Pesticides-SPLP																			
Chlordane	ug/l	NE	NE	**3**	NE	NS	NS	NS	NS	NS	NS	NS	NS	NS	NS	NS	NS	NS	NS
Herbicides																			
Total Herbicides	ug/kg	NE	NE	NE	NE	NS	NS	NS	NS	NS	NS	NS	NS	NS	NS	NS	NS	NS	NS

Notes:
This is a summary table. Only detected analytes are shown.
<0.010 = Not detected above the laboratory reporting limit
Bold = Detected above reporting limit
Yellow highlighted cells exceed the 2013 GA PMC
Green highlighted cells exceed the 2013 GB PMC
Blue highlighted cells exceed the 2013 RES DEC
RES DEC = Residential Direct Exposure Criteria
GA PMC = Pollutant Mobility Criteria for GA classified groundwater areas
GB PMC = Pollutant Mobility Criteria for GB classified groundwater areas
GWPC = Groundwater Protection Criteria
Italicized criteria indicate that criteria value is from CTDEEP Recommended Criteria Values for Common Additional Polluting Substances and Alternative Criteria Requests (September 2018)
NE = Criteria has not been established
NS = Not sampled for this constituent
ug/kg = micrograms per kilogram
ug/l = micrograms per liter
mg/kg = milligrams per kilogram
U = The analyte was not detected above the detection limit
J+ = Result may be biased high
J-= Result may be biased low
J = Result is considered estimated
UJ = The analyte was not detected at a level greater than or equal to the adjusted DL. However, the reported adjusted DL is approximate and may be inaccurate or imprecise.

Table 2
AOC 1 Non-PCB Soil Analytical Data
EC Application

Greenwich High School
10 Hillside Road
Greenwich, CT

Location ID Depth Interval Sample ID Sample Date SDG	Unit	2013 GA PMC	2013 GB PMC	GWPC x 10	2013 RES DEC	Q14-SB414 5.5 - 6.5 ft SB414(5.5-6.5)-0625 6/29/2012 SB52073	Q14-SS187 0 - 0.25 ft Q14-SS187 0-3 8/12/2011 SB33374	Q14-SS224 0 - 0.25 ft Q14-SS224 0-3 8/12/2011 SB33374	Q7-SS221 0 - 0.25 ft Q7-SS221 0-3 8/12/2011 SB33374	Q8-SB412 11.5 - 12.5 ft B412(11.5-12.5)-0629 6/29/2012 SB52073	Q8-SB412 2 - 3 ft -SB412(2-3)-062912 6/29/2012 SB52073	Q8-SB412 4 - 5 ft -SB412(4-5)-062912 6/29/2012 SB52073	R10-SS205 0 - 0.25 ft R10-SS205 0-3 8/12/2011 SB33374	R11-SS147 0 - 0.5 ft R11-SS147-080511 8/5/2011 SB32945	R11-SS147A 0 - 1 ft -SS147A(0-1)_0625 6/25/2013 SB72106	R12-SS197 0 - 0.25 ft R12-SS197 0-3 8/12/2011 SB33374	R13-SS189 0 - 0.25 ft R13-SS189 0-3 8/12/2011 SB33374	R15-SS186 0 - 0.25 ft DUPLICATE-15 8/12/2011 SB33374	R15-SS186 0 - 0.25 ft R15-SS186 0-3 8/12/2011 SB33374
CTETPH																			
Aliphatic Hydrocarbons (ETPH) C9-C36	mg/kg	**500**	**2500**	NE	**500**	< 31.6 U	NS	NS	NS	NS	NS	**177**	NS	**18.6**	NS	NS	NS	NS	NS
Total Petroleum Hydrocarbons	mg/kg	**500**	**2500**	NE	**500**	< 31.6 U	NS	NS	NS	NS	NS	**177**	NS	**18.6**	NS	NS	NS	NS	NS
Unidentified	mg/kg	NE	NE	NE	NE	< 31.6 U	NS	NS	NS	NS	NS	**177**	NS	**18.6**	NS	NS	NS	NS	NS
CTETPH-SPLP																			
Aliphatic Hydrocarbons (ETPH) C9-C36	mg/l	NE	NE	2.5	NE	NS	NS	NS	NS	NS	NS	NS	NS	NS	NS	NS	NS	NS	NS
Total Petroleum Hydrocarbons	mg/l	NE	NE	NE	NE	NS	NS	NS	NS	NS	NS	NS	NS	NS	NS	NS	NS	NS	NS
Unidentified	mg/l	NE	NE	NE	NE	NS	NS	NS	NS	NS	NS	NS	NS	NS	NS	NS	NS	NS	NS
VOCs																			
1,1,1-Trichloroethane	ug/kg	4000	40000	NE	500000	< 7.0 U	NS	NS	NS	NS	NS	NS	NS	NS	NS	NS	NS	NS	NS
1,1-Dichloroethane	ug/kg	**1400**	14000	NE	500000	< 7.0 U	NS	NS	NS	NS	NS	NS	NS	NS	NS	NS	NS	NS	NS
1,2,4-Trichlorobenzene	ug/kg	NE	NE	NE	21000	< 7.0 U	NS	NS	NS	NS	NS	NS	NS	NS	NS	NS	NS	NS	NS
1,2,4-Trimethylbenzene	ug/kg	NE	NE	NE	500000	< 7.0 U	NS	NS	NS	NS	NS	NS	NS	NS	NS	NS	NS	NS	NS
1,2-Dichlorobenzene	ug/kg	3100	3100	NE	500000	< 7.0 U	NS	NS	NS	NS	NS	NS	NS	NS	NS	NS	NS	NS	NS
1,2-Dichloroethane	ug/kg	**20**	200	NE	6700	< 7.0 U	NS	NS	NS	NS	NS	NS	NS	NS	NS	NS	NS	NS	NS
1,3,5-Trimethylbenzene	ug/kg	NE	NE	NE	500000	< 7.0 U	NS	NS	NS	NS	NS	NS	NS	NS	NS	NS	NS	NS	NS
1,3-Dichlorobenzene	ug/kg	12000	120000	NE	500000	< 7.0 U	NS	NS	NS	NS	NS	NS	NS	NS	NS	NS	NS	NS	NS
1,4-Dichlorobenzene	ug/kg	1500	15000	NE	26000	< 7.0 U	NS	NS	NS	NS	NS	NS	NS	NS	NS	NS	NS	NS	NS
2-Butanone (MEK)	ug/kg	8000	80000	NE	500000	< 70.5 U	NS	NS	NS	NS	NS	NS	NS	NS	NS	NS	NS	NS	NS
Acetone	ug/kg	14000	140000	NE	500000	< 70.5 U	NS	NS	NS	NS	NS	NS	NS	NS	NS	NS	NS	NS	NS
Benzene	ug/kg	**20**	**200**	NE	21000	< 7.0 U	NS	NS	NS	NS	NS	NS	NS	NS	NS	NS	NS	NS	NS
Chlorobenzene	ug/kg	2000	20000	NE	500000	< 7.0 U	NS	NS	NS	NS	NS	NS	NS	NS	NS	NS	NS	NS	NS
Chloroethane	ug/kg	NE	NE	NE	130000	< 14.1 U	NS	NS	NS	NS	NS	NS	NS	NS	NS	NS	NS	NS	NS
cis-1,2-Dichloroethylene	ug/kg	**1400**	**14000**	NE	500000	< 7.0 U	NS	NS	NS	NS	NS	NS	NS	NS	NS	NS	NS	NS	NS
Ethyl ether	ug/kg	NE	NE	NE	NE	< 7.0 U	NS	NS	NS	NS	NS	NS	NS	NS	NS	NS	NS	NS	NS
Ethylbenzene	ug/kg	**10100**	**10100**	NE	500000	< 7.0 U	NS	NS	NS	NS	NS	NS	NS	NS	NS	NS	NS	NS	NS
Isopropylbenzene	ug/kg	NE	NE	NE	500000	< 7.0 U	NS	NS	NS	NS	NS	NS	NS	NS	NS	NS	NS	NS	NS
m,p-Xylenes	ug/kg	NE	**19500**	NE	NE	< 14.1 U	NS	NS	NS	NS	NS	NS	NS	NS	NS	NS	NS	NS	NS
Methyl Isobutyl Ketone	ug/kg	7000	14000	NE	500000	< 70.5 U	NS	NS	NS	NS	NS	NS	NS	NS	NS	NS	NS	NS	NS
Naphthalene	ug/kg	**5600**	56000	NE	1000000	< 7.0 U	NS	NS	NS	NS	NS	NS	NS	NS	NS	NS	NS	NS	NS
n-Butylbenzene	ug/kg	NE	NE	NE	500000	< 7.0 U	NS	NS	NS	NS	NS	NS	NS	NS	NS	NS	NS	NS	NS
n-Propylbenzene	ug/kg	NE	NE	NE	500000	< 7.0 U	NS	NS	NS	NS	NS	NS	NS	NS	NS	NS	NS	NS	NS
o-Xylene	ug/kg	NE	**19500**	NE	NE	< 7.0 U	NS	NS	NS	NS	NS	NS	NS	NS	NS	NS	NS	NS	NS
p-Isopropyltoluene	ug/kg	NE	NE	NE	500000	< 7.0 U	NS	NS	NS	NS	NS	NS	NS	NS	NS	NS	NS	NS	NS
sec-Butylbenzene	ug/kg	NE	NE	NE	500000	< 7.0 U	NS	NS	NS	NS	NS	NS	NS	NS	NS	NS	NS	NS	NS
Styrene	ug/kg	2000	20000	NE	500000	< 7.0 U	NS	NS	NS	NS	NS	NS	NS	NS	NS	NS	NS	NS	NS
tert-butylbenzene	ug/kg	NE	NE	NE	500000	< 7.0 U	NS	NS	NS	NS	NS	NS	NS	NS	NS	NS	NS	NS	NS
Tetrachloroethylene	ug/kg	**100**	1000	NE	12000	< 7.0 U	NS	NS	NS	NS	NS	NS	NS	NS	NS	NS	NS	NS	NS
Toluene	ug/kg	20000	67000	NE	500000	< 7.0 U	NS	NS	NS	NS	NS	NS	NS	NS	NS	NS	NS	NS	NS
Total Xylenes	ug/kg	**19500**	**19500**	NE	NE	< 14.1 U	NS	NS	NS	NS	NS	NS	NS	NS	NS	NS	NS	NS	NS
trans-1,2-Dichloroethylene	ug/kg	**2000**	20000	NE	500000	< 7.0 U	NS	NS	NS	NS	NS	NS	NS	NS	NS	NS	NS	NS	NS
Trichloroethene	ug/kg	**100**	**1000**	NE	56000	< 7.0 U	NS	NS	NS	NS	NS	NS	NS	NS	NS	NS	NS	NS	NS
Vinyl chloride	ug/kg	**40**	**400**	NE	**320**	< 7.0 U	NS	NS	NS	NS	NS	NS	NS	NS	NS	NS	NS	NS	NS
VOCs-SPLP																			
Total VOC-SPLP	ug/l	NE	NE	NE	NE	NS	NS	NS	NS	NS	NS	NS	NS	NS	NS	NS	NS	NS	NS
SVOC-SIMs																			
Benzo(a)pyrene	ug/kg	1000	1000	NE	1000	NS	NS	NS	NS	NS	NS	NS	NS	NS	< 74	NS	NS	NS	NS
Benzo(b)fluoranthene	ug/kg	1000	1000	NE	1000	NS	NS	NS	NS	NS	NS	NS	NS	NS	< 74	NS	NS	NS	NS
Fluoranthene	ug/kg	5600	56000	NE	1000000	NS	NS	NS	NS	NS	NS	NS	NS	NS	< 74	NS	NS	NS	NS
Pyrene	ug/kg	4000	40000	NE	1000000	NS	NS	NS	NS	NS	NS	NS	NS	NS	< 74	NS	NS	NS	NS
SVOCs																			
1-Methylnaphthalene	ug/kg	*200*	*1000*	NE	*21000*	< 199 U	NS	NS	NS	NS	NS	< 196 U	< 223 U	< 376 U	NS	NS	NS	NS	NS
2-Methylnaphthalene	ug/kg	*560*	*5600*	NE	*270000*	< 199 U	NS	NS	NS	NS	NS	< 196 U	< 223 U	< 376 U	NS	NS	NS	NS	NS
Acenaphthene	ug/kg	*8400*	*84000*	NE	*1000000*	< 199 U	NS	NS	NS	NS	NS	< 196 U	< 223 U	< 376 U	NS	NS	NS	NS	NS
Acenaphthylene	ug/kg	8400	84000	NE	1000000	< 199 U	NS	NS	NS	NS	NS	< 196 U	< 223 U	< 376 U	NS	NS	NS	NS	NS
Anthracene	ug/kg	40000	400000	NE	1000000	< 199 U	NS	NS	NS	NS	NS	< 196 U	< 223 U	< 376 U	NS	NS	NS	NS	NS
Benzo(a)anthracene	ug/kg	**1000**	**1000**	NE	**1000**	< 199 U	NS	NS	NS	NS	NS	< 196 U	< 223 U	< 376 U	NS	NS	NS	NS	NS
Benzo(a)pyrene	ug/kg	**1000**	**1000**	NE	**1000**	< 199 U	NS	NS	NS	NS	NS	< 196 U	< 223 U	< 376 U	NS	NS	NS	NS	NS
Benzo(b)fluoranthene	ug/kg	**1000**	**1000**	NE	**1000**	< 199 U	NS	NS	NS	NS	NS	< 196 U	< 223 U	< 376 U	NS	NS	NS	NS	NS
Benzo(g,h,i)perylene	ug/kg	*1000*	*1000*	NE	*8400*	< 199 U	NS	NS	NS	NS	NS	< 196 U	< 223 U	< 376 U	NS	NS	NS	NS	NS
Benzo(k)fluoranthene	ug/kg	**1000**	**1000**	NE	**8400**	< 199 U	NS	NS	NS	NS	NS	< 196 U	< 223 U	< 376 U	NS	NS	NS	NS	NS
Bis(2-ethylhexyl)phthalate	ug/kg	**1000**	11000	NE	44000	NS	NS	NS	NS	NS	NS	NS	NS	NS	NS	NS	NS	NS	NS
Chrysene	ug/kg	*1000*	*1000*	NE	*84000*	< 199 U	NS	NS	NS	NS	NS	< 196 U	< 223 U	< 376 UJ	NS	NS	NS	NS	NS
Dibenzo(a,h)anthracene	ug/kg	*1000*	*1000*	NE	***1000***	< 199 U	NS	NS	NS	NS	NS	< 196 U	< 223 U	< 376 U	NS	NS	NS	NS	NS
Fluoranthene	ug/kg	**5600**	56000	NE	1000000	< 199 U	NS	NS	NS	NS	NS	< 196 U	< 223 U	< 376 U	NS	NS	NS	NS	NS
Fluorene	ug/kg	**5600**	56000	NE	1000000	< 199 U	NS	NS	NS	NS	NS	< 196 U	< 223 U	< 376 U	NS	NS	NS	NS	NS
Indeno(1,2,3-cd)pyrene	ug/kg	*1000*	*1000*	NE	***1000***	< 199 U	NS	NS	NS	NS	NS	< 196 U	< 223 U	< 376 U	NS	NS	NS	NS	NS
Naphthalene	ug/kg	**5600**	56000	NE	1000000	< 199 U	NS	NS	NS	NS	NS	< 196 U	< 223 U	< 376 U	NS	NS	NS	NS	NS
Phenanthrene	ug/kg	**4000**	40000	NE	1000000	< 199 U	NS	NS	NS	NS	NS	< 196 U	< 223 U	< 376 U	NS	NS	NS	NS	NS
Pyrene	ug/kg	**4000**	40000	NE	1000000	< 199 U	NS	NS	NS	NS	NS	< 196 U	< 223 U	< 376 U	NS	NS	NS	NS	NS
SVOCs-SPLP																			
1-Methylnaphthalene	ug/l	NE	NE	*50*	NE	NS	NS	NS	NS	NS	NS	NS	NS	NS	NS	NS	NS	NS	NS
2-Methylnaphthalene	ug/l	NE	NE	*280*	NE	NS	NS	NS	NS	NS	NS	NS	NS	NS	NS	NS	NS	NS	NS
Acenaphthene	ug/l	NE	NE	*4200*	NE	NS	NS	NS	NS	NS	NS	NS	NS	NS	NS	NS	NS	NS	NS
Anthracene	ug/l	NE	NE	20000	NE	NS	NS	NS	NS	NS	NS	NS	NS	NS	NS	NS	NS	NS	NS
Benzo(a)anthracene	ug/l	NE	NE	0.6	NE	NS	NS	NS	NS	NS	NS	NS	NS	NS	NS	NS	NS	NS	NS
Fluoranthene	ug/l	NE	NE	2800	NE	NS	NS	NS	NS	NS	NS	NS	NS	NS	NS	NS	NS	NS	NS
Fluorene	ug/l	NE	NE	2800	NE	NS	NS	NS	NS	NS	NS	NS	NS	NS	NS	NS	NS	NS	NS
Naphthalene	ug/l	NE	NE	2800	NE	NS	NS	NS	NS	NS	NS	NS	NS	NS	NS	NS	NS	NS	NS
Phenanthrene	ug/l	NE	NE	2000	NE	NS	NS	NS	NS	NS	NS	NS	NS	NS	NS	NS	NS	NS	NS
Pyrene	ug/l	NE	NE	2000	NE	NS	NS	NS	NS	NS	NS	NS	NS	NS	NS	NS	NS	NS	NS

Table 2
AOC 1 Non-PCB Soil Analytical Data
EC Application

Greenwich High School
10 Hillside Road
Greenwich, CT

Location ID						Q14-SB414	Q14-SS187	Q14-SS224	Q7-SS221	Q8-SB412	Q8-SB412	Q8-SB412	R10-SS205	R11-SS147	R11-SS147A	R12-SS197	R13-SS189	R15-SS186	R15-SS186
Depth Interval						5.5 - 6.5 ft	0 - 0.25 ft	0 - 0.25 ft	0 - 0.25 ft	11.5 - 12.5 ft	2 - 3 ft	4 - 5 ft	0 - 0.25 ft	0 - 0.5 ft	0 - 1 ft	0 - 0.25 ft	0 - 0.25 ft	0 - 0.25 ft	0 - 0.25 ft
Sample ID	Unit	2013 GA PMC	2013 GB PMC	GWPC x 10	2013 RES DEC	SB414(5.5-6.5)-0625	Q14-SS187 0-3	Q14-SS224 0-3	Q7-SS221 0-3	B412(11.5-12.5)-062	-SB412(2-3)-062912	-SB412(4-5)-062912	R10-SS205 0-3	R11-SS147-080511	-SS147A(0-1)_0625	R12-SS197 0-3	R13-SS189 0-3	DUPLICATE-15	R15-SS186 0-3
Sample Date						6/29/2012	8/12/2011	8/12/2011	8/12/2011	6/29/2012	6/29/2012	6/29/2012	8/12/2011	8/5/2011	6/25/2013	8/12/2011	8/12/2011	8/12/2011	8/12/2011
SDG						SB52073	SB33374	SB33374	SB33374	SB52073	SB52073	SB52073	SB33374	SB32945	SB72106	SB33374	SB33374	SB33374	SB33374
Metals																			
Antimony	mg/kg	NE	NE	NE	**27**	< 5.45 UJ	NS	NS	NS	< 6.00 UJ	< 4.87 UJ	< 5.52 UJ	NS	NS	NS	NS	NS	NS	NS
Arsenic	mg/kg	NE	NE	NE	**10**	< 1.64 U	**2.39**	NS	**3.24**	< 1.80 U	**6.36**	**7.04**	NS	**3.17**	NS	**6.32**	NS	NS	NS
Barium	mg/kg	NE	NE	NE	4700	**83.7**	NS	NS	NS	**52.1**	**92.3**	**158**	NS	NS	NS	NS	NS	NS	NS
Beryllium	mg/kg	NE	NE	NE	**2**	< 0.545 U	NS	NS	NS	< 0.600 U	**0.628**	**0.763**	NS	NS	NS	NS	NS	NS	NS
Cadmium	mg/kg	NE	NE	NE	**34**	< 0.545 U	**0.598**	NS	**0.662**	< 0.600 U	**0.493**	**0.588**	NS	< 0.31 U	NS	**0.939**	NS	NS	NS
Chromium	mg/kg	NE	NE	NE	NE	**35.8**	**9.82**	NS	**17.6**	**13.5**	**22.7**	**33.9**	NS	**18.2**	NS	**16.6**	NS	NS	NS
Copper	mg/kg	NE	NE	NE	**2500**	**7.70**	NS	NS	NS	**9.63**	**27.4**	**29.1**	NS	NS	NS	NS	NS	NS	NS
Lead	mg/kg	NE	NE	NE	**400**	**6.12**	**27.8**	NS	**21.9**	**2.51**	**55.6**	**26.3**	NS	**5.34**	NS	**26.2**	NS	NS	NS
Mercury	mg/kg	NE	NE	NE	20	< 0.0352 U	< 0.0310 U	NS	**0.0422**	< 0.0330 U	**0.182 J+**	**0.0553 J+**	NS	< 0.07 U	NS	**0.0673**	NS	NS	NS
Nickel	mg/kg	NE	NE	NE	**1400**	**15.0**	NS	NS	NS	**8.59**	**12.1**	**17.9**	NS	NS	NS	NS	NS	NS	NS
Selenium	mg/kg	NE	NE	NE	340	< 1.64 U	NS	NS	NS	< 1.80 U	< 1.46 U	< 1.66 U	NS	NS	NS	NS	NS	NS	NS
Silver	mg/kg	NE	NE	NE	340	< 1.64 U	NS	NS	NS	< 1.80 U	< 1.46 U	< 1.66 U	NS	NS	NS	NS	NS	NS	NS
Thallium	mg/kg	NE	NE	NE	**5.4**	< 3.27 U	NS	NS	NS	< 3.60 U	< 2.92 U	< 3.31 U	NS	NS	NS	NS	NS	NS	NS
Vanadium	mg/kg	NE	NE	NE	**470**	**34.8**	NS	NS	NS	**15.7**	**24.9**	**38.1**	NS	NS	NS	NS	NS	NS	NS
Zinc	mg/kg	NE	NE	NE	**20000**	**48.1**	NS	NS	NS	**18.7**	**67.4**	**55.0**	NS	NS	NS	NS	NS	NS	NS
Metals-SPLP																			
Antimony	ug/l	**6**	60	NE	NE	NS	NS	NS	NS	NS	NS	NS	NS	NS	NS	NS	NS	NS	NS
Arsenic	ug/l	50	500	NE	NE	NS	NS	NS	NS	NS	NS	NS	NS	NS	NS	NS	NS	NS	NS
Barium	ug/l	1000	10000	NE	NE	NS	NS	NS	NS	NS	NS	NS	NS	NS	NS	NS	NS	NS	NS
Cadmium	ug/l	**5**	**50**	NE	NE	NS	NS	NS	NS	NS	NS	NS	NS	NS	NS	NS	NS	NS	NS
Chromium	ug/l	50	500	NE	NE	NS	NS	NS	NS	NS	NS	NS	NS	NS	NS	NS	NS	NS	NS
Copper	ug/l	1300	13000	NE	NE	NS	NS	NS	NS	NS	NS	NS	NS	NS	NS	NS	NS	NS	NS
Lead	ug/l	**15**	**150**	NE	NE	NS	NS	NS	NS	NS	NS	NS	NS	NS	NS	NS	NS	NS	NS
Nickel	ug/l	100	1000	NE	NE	NS	NS	NS	NS	NS	NS	NS	NS	NS	NS	NS	NS	NS	NS
Vanadium	ug/l	50	500	NE	NE	NS	NS	NS	NS	NS	NS	NS	NS	NS	NS	NS	NS	NS	NS
Zinc	ug/l	5000	50000	NE	NE	NS	NS	NS	NS	NS	NS	NS	NS	NS	NS	NS	NS	NS	NS
Cyanide																			
Cyanide	mg/kg	NE	NE	NE	1400	NS	NS	NS	NS	NS	NS	NS	NS	NS	NS	NS	NS	NS	NS
PCBs																			
Aroclor 1242	ug/kg	NE	NE	NE	NE	< 23.9 U	< 19.3 U	< 19.5 U	< 21.2 U	< 24.1 U	< 211 U	< 47.2 U	< 25.6 U	< 22.3 U	NS	< 26.7 U	< 25.2 U	< 21.3 U	< 19.6 U
Aroclor 1248	ug/kg	NE	NE	NE	NE	< 23.9 U	< 19.3 U	< 19.5 U	< 21.2 U	< 24.1 U	**6340**	< 47.2 U	< 25.6 U	< 22.3 U	NS	< 26.7 U	< 25.2 U	< 21.3 U	< 19.6 U
Aroclor 1254	ug/kg	NE	NE	NE	NE	< 23.9 U	< 19.3 U	< 19.5 U	< 21.2 U	< 24.1 U	< 211 U	< 23.6 U	< 25.6 U	< 22.3 U	NS	< 26.7 U	< 25.2 U	< 21.3 U	< 19.6 U
Aroclor 1260	ug/kg	NE	NE	NE	NE	< 23.9 U	< 19.3 U	< 19.5 U	< 21.2 U	< 24.1 U	**242**	< 23.6 U	< 25.6 U	< 22.3 U	NS	< 26.7 U	< 25.2 U	< 21.3 U	< 19.6 U
Aroclor 1262	ug/kg	NE	NE	NE	NE	< 23.9 U	< 19.3 U	< 19.5 U	< 21.2 U	< 24.1 U	< 211 U	< 23.6 U	< 25.6 U	< 22.3 U	NS	< 26.7 U	< 25.2 U	< 21.3 U	< 19.6 U
Total PCB Aroclors	ug/kg	**NE**	NE	NE	**1000**	< 23.9 U	< 19.3 U	< 19.5 U	< 21.2 U	< 24.1 U	**6580**	< 47.2 U	< 25.6 U	< 22.3 U	NS	< 26.7 U	< 25.2 U	< 21.3 U	< 19.6 U
PCBs-SPLP																			
Aroclor 1242	ug/l	NE	NE	NE	NE	NS	NS	NS	NS	NS	NS	NS	NS	NS	NS	NS	NS	NS	NS
Aroclor 1248	ug/l	NE	NE	NE	NE	NS	NS	NS	NS	NS	NS	NS	NS	NS	NS	NS	NS	NS	NS
Aroclor 1260	ug/l	NE	NE	NE	NE	NS	NS	NS	NS	NS	NS	NS	NS	NS	NS	NS	NS	NS	NS
Total PCB Aroclors	ug/l	**0.5**	**5**	NE	NE	NS	NS	NS	NS	NS	NS	NS	NS	NS	NS	NS	NS	NS	NS
Pesticides																			
4,4-DDD (p,p)	ug/kg	NE	NE	NE	NE	NS	NS	< 7.76 U	< 8.45 U	NS	NS	NS	NS	< 7.35 U	NS	NS	< 9.89 U	NS	< 8.09 U
4,4-DDE (p,p)	ug/kg	NE	NE	NE	NE	NS	NS	< 4.85 U	< 5.28 U	NS	NS	NS	NS	< 4.59 U	NS	NS	< 6.18 U	NS	< 5.05 U
4,4-DDT (p,p)	ug/kg	NE	NE	NE	1800	NS	NS	< 7.76 U	< 8.45 U	NS	NS	NS	NS	< 7.35 U	NS	NS	< 9.89 U	NS	< 8.09 U
alpha-Chlordane	ug/kg	NE	NE	NE	NE	NS	NS	NS	**8.64 J**	NS	NS	NS	NS	**28.0 J**	NS	NS	**8.07 J**	NS	< 5.05 U
Chlordane	ug/kg	NE	NE	NE	**490**	NS	NS	< 19.4 U	**73.3**	NS	NS	NS	NS	**134**	NS	NS	**48.3**	NS	**29.5**
Endrin	ug/kg	NE	NE	NE	20000	NS	NS	< 7.76 U	< 8.45 U	NS	NS	NS	NS	< 7.35 U	NS	NS	< 9.89 U	NS	< 8.09 U
gamma-Chlordane	ug/kg	NE	NE	NE	NE	NS	NS	< 4.85 U	**9.36**	NS	NS	NS	NS	**27.3 J**	NS	NS	**7.08**	NS	**5.29**
Methoxychlor	ug/kg	800	8000	NE	340000	NS	NS	< 7.76 U	< 8.45 U	NS	NS	NS	NS	< 7.35 U	NS	NS	< 9.89 U	NS	< 8.09 U
Total DDx	ug/kg	***3***	***20***	NE	1800	NS	NS	< 7.76	< 8.45	NS	NS	NS	NS	< 7.35	NS	NS	< 9.89	NS	< 8.09
Pesticides-SPLP																			
Chlordane	ug/l	NE	NE	**3**	NE	NS	NS	NS	NS	NS	NS	NS	NS	NS	NS	NS	NS	NS	NS
Herbicides																			
Total Herbicides	ug/kg	NE	NE	NE	NE	NS	NS	NS	NS	NS	NS	NS	NS	< 7.59 U	NS	NS	NS	NS	NS

Notes:
This is a summary table. Only detected analytes are shown.
<0.010 = Not detected above the laboratory reporting limit
Bold = Detected above reporting limit
Yellow highlighted cells exceed the 2013 GA PMC
Green highlighted cells exceed the 2013 GB PMC
Blue highlighted cells exceed the 2013 RES DEC
RES DEC = Residential Direct Exposure Criteria
GA PMC = Pollutant Mobility Criteria for GA classified groundwater areas
GB PMC = Pollutant Mobility Criteria for GB classified groundwater areas
GWPC = Groundwater Protection Criteria
Italicized criteria indicate that criteria value is from CTDEEP Recommended Criteria Values for Common Additional Polluting Substances and Alternative Criteria Requests (September 2018)
NE = Criteria has not been established
NS = Not sampled for this constituent
ug/kg = micrograms per kilogram
ug/l = micrograms per liter
mg/kg = milligrams per kilogram
U = The analyte was not detected above the detection limit
J+ = Result may be biased high
J-= Result may be biased low
J = Result is considered estimated
UJ = The analyte was not detected at a level greater than or equal to the adjusted DL. However, the reported adjusted DL is approximate and may be inaccurate or imprecise.

Table 2
AOC 1 Non-PCB Soil Analytical Data
EC Application

Greenwich High School
10 Hillside Road
Greenwich, CT

Location ID						R9-SS211	S10-SS204	S11-SB420	S11-SB420	S11-SB420	S12-SS196	S13	S14-SB331	S14-SB331	S14-SB331	S14-SB331	S15-SB237	S15-SB237	S15-SB237
Depth Interval						0 - 0.25 ft	0 - 0.25 ft	14 - 15 ft	2 - 3 ft	3 - 4 ft	0 - 0.25 ft	1.5 - 2 ft	1.5 - 2 ft	3 - 4 ft	4 - 4.5 ft	4.5 - 5 ft	0.4 - 1.5 ft	2.5 - 3.5 ft	5.5 - 6.5 ft
Sample ID	Unit	2013 GA PMC	2013 GB PMC	GWPC x 10	2013 RES DEC	R9-SS211 0-3	S10-SS204 0-3	-SB420(14-15)0702	1-SB420(2-3)0702	1-SB420(3-4)0702	S12-SS196 0-3	S13 (1.5-2)-1	S14-SB331 (1.5-2)-1	4-SB331 (3-4) 0411	1-SB331 (4-4.5) 0411	1-SB331 (4.5-5) 0411	15-SB237 (0.4-1.5)-	15-SB237 (2.5-3.5)-	15-SB237 (5.5-6.5)-
Sample Date						8/12/2011	8/12/2011	7/2/2012	7/2/2012	7/2/2012	8/12/2011	9/16/2020	9/16/2020	4/11/2012	4/11/2012	4/11/2012	12/28/2011	12/28/2011	12/28/2011
SDG						SB33374	SB33374	SB52216	SB52216	SB52216	SB33374	20I0847	20I0847	SB47196	SB47196	SB47196	SB41720	SB41720	SB41720
CTETPH																			
Aliphatic Hydrocarbons (ETPH) C9-C36	mg/kg	**500**	**2500**	NE	**500**	NS	NS	NS	NS	**357**	NS	NS	NS	**439**	NS	NS	NS	**185**	NS
Total Petroleum Hydrocarbons	mg/kg	**500**	**2500**	NE	**500**	NS	NS	NS	NS	**357**	NS	NS	NS	**439**	NS	NS	NS	**185**	NS
Unidentified	mg/kg	NE	NE	NE	NE	NS	NS	NS	NS	**357**	NS	NS	NS	**439**	NS	NS	NS	**185**	NS
CTETPH-SPLP																			
Aliphatic Hydrocarbons (ETPH) C9-C36	mg/l	NE	NE	2.5	NE	NS	NS	NS	NS	NS	NS	NS	NS	NS	NS	NS	NS	NS	NS
Total Petroleum Hydrocarbons	mg/l	NE	NE	NE	NE	NS	NS	NS	NS	NS	NS	NS	NS	NS	NS	NS	NS	NS	NS
Unidentified	mg/l	NE	NE	NE	NE	NS	NS	NS	NS	NS	NS	NS	NS	NS	NS	NS	NS	NS	NS
VOCs																			
1,1,1-Trichloroethane	ug/kg	4000	40000	NE	500000	NS	NS	NS	NS	NS	NS	NS	NS	NS	< 4.7 U	NS	NS	NS	NS
1,1-Dichloroethane	ug/kg	**1400**	14000	NE	500000	NS	NS	NS	NS	NS	NS	NS	NS	NS	< 4.7 U	NS	NS	NS	NS
1,2,4-Trichlorobenzene	ug/kg	NE	NE	NE	21000	NS	NS	NS	NS	NS	NS	NS	NS	NS	< 4.7 U	NS	NS	NS	NS
1,2,4-Trimethylbenzene	ug/kg	NE	NE	NE	500000	NS	NS	NS	NS	NS	NS	NS	NS	NS	< 4.7 U	NS	NS	NS	NS
1,2-Dichlorobenzene	ug/kg	3100	3100	NE	500000	NS	NS	NS	NS	NS	NS	NS	NS	NS	< 4.7 U	NS	NS	NS	NS
1,2-Dichloroethane	ug/kg	**20**	200	NE	6700	NS	NS	NS	NS	NS	NS	NS	NS	NS	< 4.7 U	NS	NS	NS	NS
1,3,5-Trimethylbenzene	ug/kg	NE	NE	NE	500000	NS	NS	NS	NS	NS	NS	NS	NS	NS	< 4.7 U	NS	NS	NS	NS
1,3-Dichlorobenzene	ug/kg	12000	120000	NE	500000	NS	NS	NS	NS	NS	NS	NS	NS	NS	< 4.7 U	NS	NS	NS	NS
1,4-Dichlorobenzene	ug/kg	1500	15000	NE	26000	NS	NS	NS	NS	NS	NS	NS	NS	NS	< 4.7 U	NS	NS	NS	NS
2-Butanone (MEK)	ug/kg	8000	80000	NE	500000	NS	NS	NS	NS	NS	NS	NS	NS	NS	< 46.6 UJ	NS	NS	NS	NS
Acetone	ug/kg	14000	140000	NE	500000	NS	NS	NS	NS	NS	NS	NS	NS	NS	**53.0**	NS	NS	NS	NS
Benzene	ug/kg	**20**	**200**	NE	21000	NS	NS	NS	NS	NS	NS	NS	NS	NS	< 4.7 U	NS	NS	NS	NS
Chlorobenzene	ug/kg	2000	20000	NE	500000	NS	NS	NS	NS	NS	NS	NS	NS	NS	< 4.7 U	NS	NS	NS	NS
Chloroethane	ug/kg	NE	NE	NE	130000	NS	NS	NS	NS	NS	NS	NS	NS	NS	< 9.3 U	NS	NS	NS	NS
cis-1,2-Dichloroethylene	ug/kg	**1400**	**14000**	NE	500000	NS	NS	NS	NS	NS	NS	NS	NS	NS	< 4.7 U	NS	NS	NS	NS
Ethyl ether	ug/kg	NE	NE	NE	NE	NS	NS	NS	NS	NS	NS	NS	NS	NS	< 4.7 U	NS	NS	NS	NS
Ethylbenzene	ug/kg	**10100**	**10100**	NE	500000	NS	NS	NS	NS	NS	NS	NS	NS	NS	< 4.7 U	NS	NS	NS	NS
Isopropylbenzene	ug/kg	NE	NE	NE	500000	NS	NS	NS	NS	NS	NS	NS	NS	NS	< 4.7 U	NS	NS	NS	NS
m,p-Xylenes	ug/kg	NE	**19500**	NE	NE	NS	NS	NS	NS	NS	NS	NS	NS	NS	< 9.3 U	NS	NS	NS	NS
Methyl Isobutyl Ketone	ug/kg	7000	14000	NE	500000	NS	NS	NS	NS	NS	NS	NS	NS	NS	< 46.6 U	NS	NS	NS	NS
Naphthalene	ug/kg	**5600**	56000	NE	1000000	NS	NS	NS	NS	NS	NS	NS	NS	NS	< 4.7 U	NS	NS	NS	NS
n-Butylbenzene	ug/kg	NE	NE	NE	500000	NS	NS	NS	NS	NS	NS	NS	NS	NS	< 4.7 U	NS	NS	NS	NS
n-Propylbenzene	ug/kg	NE	NE	NE	500000	NS	NS	NS	NS	NS	NS	NS	NS	NS	< 4.7 U	NS	NS	NS	NS
o-Xylene	ug/kg	NE	**19500**	NE	NE	NS	NS	NS	NS	NS	NS	NS	NS	NS	< 4.7 U	NS	NS	NS	NS
p-Isopropyltoluene	ug/kg	NE	NE	NE	500000	NS	NS	NS	NS	NS	NS	NS	NS	NS	< 4.7 U	NS	NS	NS	NS
sec-Butylbenzene	ug/kg	NE	NE	NE	500000	NS	NS	NS	NS	NS	NS	NS	NS	NS	< 4.7 U	NS	NS	NS	NS
Styrene	ug/kg	2000	20000	NE	500000	NS	NS	NS	NS	NS	NS	NS	NS	NS	< 4.7 U	NS	NS	NS	NS
tert-butylbenzene	ug/kg	NE	NE	NE	500000	NS	NS	NS	NS	NS	NS	NS	NS	NS	< 4.7 U	NS	NS	NS	NS
Tetrachloroethylene	ug/kg	**100**	1000	NE	12000	NS	NS	NS	NS	NS	NS	NS	NS	NS	< 4.7 U	NS	NS	NS	NS
Toluene	ug/kg	20000	67000	NE	500000	NS	NS	NS	NS	NS	NS	NS	NS	NS	< 4.7 U	NS	NS	NS	NS
Total Xylenes	ug/kg	**19500**	**19500**	NE	NE	NS	NS	NS	NS	NS	NS	NS	NS	NS	< 9.3 U	NS	NS	NS	NS
trans-1,2-Dichloroethylene	ug/kg	**2000**	20000	NE	500000	NS	NS	NS	NS	NS	NS	NS	NS	NS	< 4.7 U	NS	NS	NS	NS
Trichloroethene	ug/kg	**100**	**1000**	NE	56000	NS	NS	NS	NS	NS	NS	NS	NS	NS	< 4.7 U	NS	NS	NS	NS
Vinyl chloride	ug/kg	**40**	**400**	NE	**320**	NS	NS	NS	NS	NS	NS	NS	NS	NS	< 4.7 U	NS	NS	NS	NS
VOCs-SPLP																			
Total VOC-SPLP	ug/l	NE	NE	NE	NE	NS	NS	NS	NS	NS	NS	NS	NS	NS	NS	NS	NS	NS	NS
SVOC-SIMs																			
Benzo(a)pyrene	ug/kg	1000	1000	NE	1000	NS	NS	NS	NS	NS	NS	NS	NS	NS	NS	NS	NS	NS	NS
Benzo(b)fluoranthene	ug/kg	1000	1000	NE	1000	NS	NS	NS	NS	NS	NS	NS	NS	NS	NS	NS	NS	NS	NS
Fluoranthene	ug/kg	5600	56000	NE	1000000	NS	NS	NS	NS	NS	NS	NS	NS	NS	NS	NS	NS	NS	NS
Pyrene	ug/kg	4000	40000	NE	1000000	NS	NS	NS	NS	NS	NS	NS	NS	NS	NS	NS	NS	NS	NS
SVOCs																			
1-Methylnaphthalene	ug/kg	*200*	*1000*	NE	*21000*	NS	NS	NS	NS	< 983 U	NS	NS	NS	< 425 U	NS	NS	NS	< 366 U	NS
2-Methylnaphthalene	ug/kg	*560*	*5600*	NE	*270000*	NS	NS	NS	NS	< 983 U	NS	NS	NS	< 425 U	NS	NS	NS	< 366 U	NS
Acenaphthene	ug/kg	*8400*	*84000*	NE	*1000000*	NS	NS	NS	NS	< 983 U	NS	NS	NS	< 425 U	NS	NS	NS	< 366 U	NS
Acenaphthylene	ug/kg	8400	84000	NE	1000000	NS	NS	NS	NS	< 983 U	NS	NS	NS	< 425 U	NS	NS	NS	< 366 UJ	NS
Anthracene	ug/kg	40000	400000	NE	1000000	NS	NS	NS	NS	< 983 U	NS	NS	NS	< 425 UJ	NS	NS	NS	< 366 U	NS
Benzo(a)anthracene	ug/kg	**1000**	**1000**	NE	**1000**	NS	NS	NS	NS	< 983 U	NS	NS	NS	< 425 U	NS	NS	NS	< 366 U	NS
Benzo(a)pyrene	ug/kg	**1000**	**1000**	NE	**1000**	NS	NS	NS	NS	< 983 U	NS	NS	NS	< 425 U	NS	NS	NS	< 366 U	NS
Benzo(b)fluoranthene	ug/kg	**1000**	**1000**	NE	**1000**	NS	NS	NS	NS	< 983 U	NS	NS	NS	< 425 U	NS	NS	NS	< 366 U	NS
Benzo(g,h,i)perylene	ug/kg	*1000*	*1000*	NE	*8400*	NS	NS	NS	NS	< 983 U	NS	NS	NS	< 425 U	NS	NS	NS	< 366 U	NS
Benzo(k)fluoranthene	ug/kg	**1000**	**1000**	NE	**8400**	NS	NS	NS	NS	< 983 U	NS	NS	NS	< 425 U	NS	NS	NS	< 366 U	NS
Bis(2-ethylhexyl)phthalate	ug/kg	**1000**	11000	NE	44000	NS	NS	NS	NS	NS	NS	NS	NS	NS	NS	NS	NS	NS	NS
Chrysene	ug/kg	*1000*	*1000*	NE	*84000*	NS	NS	NS	NS	< 983 U	NS	NS	NS	< 425 U	NS	NS	NS	< 366 U	NS
Dibenzo(a,h)anthracene	ug/kg	*1000*	*1000*	NE	***1000***	NS	NS	NS	NS	< 983 U	NS	NS	NS	< 425 U	NS	NS	NS	< 366 U	NS
Fluoranthene	ug/kg	**5600**	56000	NE	1000000	NS	NS	NS	NS	< 983 U	NS	NS	NS	< 425 UJ	NS	NS	NS	< 366 U	NS
Fluorene	ug/kg	**5600**	56000	NE	1000000	NS	NS	NS	NS	< 983 U	NS	NS	NS	< 425 U	NS	NS	NS	< 366 U	NS
Indeno(1,2,3-cd)pyrene	ug/kg	*1000*	*1000*	NE	***1000***	NS	NS	NS	NS	< 983 U	NS	NS	NS	< 425 U	NS	NS	NS	< 366 U	NS
Naphthalene	ug/kg	**5600**	56000	NE	1000000	NS	NS	NS	NS	< 983 U	NS	NS	NS	< 425 U	NS	NS	NS	< 366 U	NS
Phenanthrene	ug/kg	**4000**	40000	NE	1000000	NS	NS	NS	NS	< 983 U	NS	NS	NS	< 425 U	NS	NS	NS	< 366 U	NS
Pyrene	ug/kg	**4000**	40000	NE	1000000	NS	NS	NS	NS	< 983 U	NS	NS	NS	< 425 U	NS	NS	NS	< 366 U	NS
SVOCs-SPLP																			
1-Methylnaphthalene	ug/l	NE	NE	*50*	NE	NS	NS	NS	NS	NS	NS	NS	NS	NS	NS	NS	NS	NS	NS
2-Methylnaphthalene	ug/l	NE	NE	*280*	NE	NS	NS	NS	NS	NS	NS	NS	NS	NS	NS	NS	NS	NS	NS
Acenaphthene	ug/l	NE	NE	*4200*	NE	NS	NS	NS	NS	NS	NS	NS	NS	NS	NS	NS	NS	NS	NS
Anthracene	ug/l	NE	NE	20000	NE	NS	NS	NS	NS	NS	NS	NS	NS	NS	NS	NS	NS	NS	NS
Benzo(a)anthracene	ug/l	NE	NE	0.6	NE	NS	NS	NS	NS	NS	NS	NS	NS	NS	NS	NS	NS	NS	NS
Fluoranthene	ug/l	NE	NE	2800	NE	NS	NS	NS	NS	NS	NS	NS	NS	NS	NS	NS	NS	NS	NS
Fluorene	ug/l	NE	NE	2800	NE	NS	NS	NS	NS	NS	NS	NS	NS	NS	NS	NS	NS	NS	NS
Naphthalene	ug/l	NE	NE	2800	NE	NS	NS	NS	NS	NS	NS	NS	NS	NS	NS	NS	NS	NS	NS
Phenanthrene	ug/l	NE	NE	2000	NE	NS	NS	NS	NS	NS	NS	NS	NS	NS	NS	NS	NS	NS	NS
Pyrene	ug/l	NE	NE	2000	NE	NS	NS	NS	NS	NS	NS	NS	NS	NS	NS	NS	NS	NS	NS

Table 2
AOC 1 Non-PCB Soil Analytical Data
EC Application

Greenwich High School
10 Hillside Road
Greenwich, CT

Location ID						R9-SS211	S10-SS204	S11-SB420	S11-SB420	S11-SB420	S12-SS196	S13	S14-SB331	S14-SB331	S14-SB331	S14-SB331	S15-SB237	S15-SB237	S15-SB237
Depth Interval						0 - 0.25 ft	0 - 0.25 ft	14 - 15 ft	2 - 3 ft	3 - 4 ft	0 - 0.25 ft	1.5 - 2 ft	1.5 - 2 ft	3 - 4 ft	4 - 4.5 ft	4.5 - 5 ft	0.4 - 1.5 ft	2.5 - 3.5 ft	5.5 - 6.5 ft
Sample ID	Unit	2013 GA PMC	2013 GB PMC	GWPC x 10	2013 RES DEC	R9-SS211 0-3	S10-SS204 0-3	-SB420(14-15)0702	1-SB420(2-3)0702	1-SB420(3-4)0702	S12-SS196 0-3	S13 (1.5-2)-1	S14-SB331 (1.5-2)-	1-SB331 (3-4) 0411	1-SB331 (4-4.5) 0411	-SB331 (4.5-5) 0411	15-SB237 (0.4-1.5)-	-15-SB237 (2.5-3.5)-	-15-SB237 (5.5-6.5)-
Sample Date						8/12/2011	8/12/2011	7/2/2012	7/2/2012	7/2/2012	8/12/2011	9/16/2020	9/16/2020	4/11/2012	4/11/2012	4/11/2012	12/28/2011	12/28/2011	12/28/2011
SDG						SB33374	SB33374	SB52216	SB52216	SB52216	SB33374	20I0847	20I0847	SB47196	SB47196	SB47196	SB41720	SB41720	SB41720
Metals																			
Antimony	mg/kg	NE	NE	NE	**27**	NS	NS	< 6.34 UJ	< 5.19 UJ	< 5.76 UJ	NS	NS	NS	**17.4 J-**	NS	< 4.50 UJ	NS	**7.70 J-**	< 6.69 UJ
Arsenic	mg/kg	NE	NE	NE	**10**	NS	**6.29**	**2.40 J-**	< 3.11 UJ	< 17.3 UJ	NS	NS	NS	**10.5**	NS	< 1.35 U	NS	**15.7**	**3.20**
Barium	mg/kg	NE	NE	NE	4700	NS	NS	**68.9 J**	**64.0 J**	**544 J**	NS	NS	NS	**1470**	NS	**67.1**	NS	**362 J**	**169 J**
Beryllium	mg/kg	NE	NE	NE	**2**	NS	NS	< 0.634 UJ	< 0.519 UJ	< 0.576 UJ	NS	NS	NS	< 0.637 U	NS	**0.549**	NS	< 0.484 U	**1.21**
Cadmium	mg/kg	NE	NE	NE	**34**	NS	**1.21**	< 0.634 UJ	< 0.519 UJ	**9.81 J-**	NS	NS	NS	**10.8**	NS	< 0.450 U	NS	**7.92 J**	**1.11 J**
Chromium	mg/kg	NE	NE	NE	NE	NS	**29.4**	**20.2 J-**	**15.4 J-**	**44.1 J-**	NS	NS	NS	**75.3**	NS	**15.6**	NS	**53.0 J**	**27.0 J**
Copper	mg/kg	NE	NE	NE	**2500**	NS	NS	**15.4 J**	**11.9 J**	**283 J**	NS	NS	NS	**1280**	NS	**9.45**	NS	**7340 J**	**27.2 J**
Lead	mg/kg	NE	NE	NE	**400**	NS	**61.1**	**5.61 J**	**12.7 J**	**1250 J**	NS	**63**	**53**	**5120 J**	NS	**13.1 J**	NS	**957 J**	**64.4 J**
Mercury	mg/kg	NE	NE	NE	20	NS	**0.131**	< 0.0382 U	< 0.0282 U	**0.600 J+**	NS	NS	NS	**1.66 J+**	NS	< 0.0291 U	NS	< 0.768 U	< 1.03 U
Nickel	mg/kg	NE	NE	NE	**1400**	NS	NS	**22.1 J-**	**12.3 J-**	**38.0 J-**	NS	NS	NS	**62.4**	NS	**10.2**	NS	**44.8 J**	**18.0 J**
Selenium	mg/kg	NE	NE	NE	340	NS	NS	< 1.90 UJ	< 1.56 UJ	< 8.64 UJ	NS	NS	NS	< 1.91 U	NS	< 1.35 U	NS	< 1.45 U	< 2.01 U
Silver	mg/kg	NE	NE	NE	340	NS	NS	< 1.90 UJ	< 1.56 UJ	< 1.73 UJ	NS	NS	NS	**2.16**	NS	< 1.35 U	NS	**9.70 J**	< 2.01 UJ
Thallium	mg/kg	NE	NE	NE	**5.4**	NS	NS	< 3.81 UJ	< 3.11 UJ	< 3.46 UJ	NS	NS	NS	< 6.37 U	NS	< 2.70 U	NS	< 7.74 U	< 4.01 U
Vanadium	mg/kg	NE	NE	NE	**470**	NS	NS	**21.0**	**22.1**	**45.1**	NS	NS	NS	**96.7**	NS	**22.5**	NS	**103 J+**	**27.0 J+**
Zinc	mg/kg	NE	NE	NE	**20000**	NS	NS	**49.2 J**	**28.2 J**	**3330 J**	NS	NS	NS	**4280**	NS	**30.6**	NS	**1920 J**	**422 J**
Metals-SPLP																			
Antimony	ug/l	**6**	60	NE	NE	NS	NS	NS	NS	NS	NS	NS	NS	NS	NS	NS	NS	< 6.5 U	NS
Arsenic	ug/l	50	500	NE	NE	NS	NS	NS	NS	NS	NS	NS	NS	NS	NS	NS	NS	**4.0**	NS
Barium	ug/l	1000	10000	NE	NE	NS	NS	NS	NS	NS	NS	NS	NS	NS	NS	NS	NS	**23.1**	NS
Cadmium	ug/l	**5**	**50**	NE	NE	NS	NS	NS	NS	NS	NS	NS	NS	NS	NS	NS	NS	< 2.5 U	NS
Chromium	ug/l	50	500	NE	NE	NS	NS	NS	NS	NS	NS	NS	NS	NS	NS	NS	NS	< 5.0 U	NS
Copper	ug/l	1300	13000	NE	NE	NS	NS	NS	NS	NS	NS	NS	NS	NS	NS	NS	NS	**7.1**	NS
Lead	ug/l	**15**	**150**	NE	NE	NS	NS	NS	NS	NS	NS	NS	NS	NS	NS	NS	NS	**471**	NS
Nickel	ug/l	100	1000	NE	NE	NS	NS	NS	NS	NS	NS	NS	NS	NS	NS	NS	NS	< 5.0 U	NS
Vanadium	ug/l	50	500	NE	NE	NS	NS	NS	NS	NS	NS	NS	NS	NS	NS	NS	NS	**10.6**	NS
Zinc	ug/l	5000	50000	NE	NE	NS	NS	NS	NS	NS	NS	NS	NS	NS	NS	NS	NS	< 34.0 U	NS
Cyanide																			
Cyanide	mg/kg	NE	NE	NE	1400	NS	NS	NS	NS	NS	NS	NS	NS	NS	NS	NS	NS	NS	NS
PCBs																			
Aroclor 1242	ug/kg	NE	NE	NE	NE	< 23.2 U	< 24.8 U	< 25.5 U	< 19.7 U	< 228 U	< 24.2 U	< 86	< 17000	< 2570 U	NS	< 20.9 U	< 21.9 U	< 21.5 U	< 28.3 U
Aroclor 1248	ug/kg	NE	NE	NE	NE	**54.1**	**36.4**	< 25.5 U	< 19.7 U	**4540**	< 24.2 U	**1300**	**19000**	**278000**	NS	**135**	**3730**	**241000**	**30600**
Aroclor 1254	ug/kg	NE	NE	NE	NE	< 23.2 U	< 24.8 U	< 25.5 U	**27.6**	< 228 U	< 24.2 U	< 86	< 17000	< 2570 U	NS	< 20.9 U	< 21.9 U	< 21.5 U	< 28.3 U
Aroclor 1260	ug/kg	NE	NE	NE	NE	< 23.2 U	**30.1**	< 25.5 U	< 19.7 U	< 228 U	< 24.2 U	< 86	< 17000	< 2570 U	NS	< 20.9 U	**63.6**	**1030**	**180**
Aroclor 1262	ug/kg	NE	NE	NE	NE	< 23.2 U	< 24.8 U	< 25.5 U	< 19.7 U	< 228 U	< 24.2 U	< 86	< 17000	< 2570 U	NS	< 20.9 U	< 21.9 U	< 21.5 U	< 28.3 U
Total PCB Aroclors	ug/kg	**NE**	NE	NE	**1000**	**54.1**	**66.5**	< 25.5 U	**27.6**	**4540**	< 24.2 U	**1300**	**19000**	**278000**	NS	**135**	**3790**	**242030**	**30780**
PCBs-SPLP																			
Aroclor 1242	ug/l	NE	NE	NE	NE	NS	NS	NS	NS	NS	NS	NS	NS	NS	NS	NS	NS	< 0.2 U	NS
Aroclor 1248	ug/l	NE	NE	NE	NE	NS	NS	NS	NS	NS	NS	NS	NS	NS	NS	NS	NS	**32.1**	NS
Aroclor 1260	ug/l	NE	NE	NE	NE	NS	NS	NS	NS	NS	NS	NS	NS	NS	NS	NS	NS	< 0.2 U	NS
Total PCB Aroclors	ug/l	**0.5**	**5**	NE	NE	NS	NS	NS	NS	NS	NS	NS	NS	NS	NS	NS	NS	**32.1**	NS
Pesticides																			
4,4-DDD (p,p)	ug/kg	NE	NE	NE	NE	< 9.47 U	NS	NS	NS	NS	< 10.3 U	NS	NS	NS	NS	NS	NS	NS	NS
4,4-DDE (p,p)	ug/kg	NE	NE	NE	NE	< 5.92 U	NS	NS	NS	NS	< 6.44 U	NS	NS	NS	NS	NS	NS	NS	NS
4,4-DDT (p,p)	ug/kg	NE	NE	NE	1800	< 9.47 U	NS	NS	NS	NS	< 10.3 U	NS	NS	NS	NS	NS	NS	NS	NS
alpha-Chlordane	ug/kg	NE	NE	NE	NE	**15.6 J**	NS	NS	NS	NS	**14.0 J**	NS	NS	NS	NS	NS	NS	NS	NS
Chlordane	ug/kg	NE	NE	NE	**490**	**49.9**	NS	NS	NS	NS	**105**	NS	NS	NS	NS	NS	NS	NS	NS
Endrin	ug/kg	NE	NE	NE	20000	< 9.47 U	NS	NS	NS	NS	< 10.3 U	NS	NS	NS	NS	NS	NS	NS	NS
gamma-Chlordane	ug/kg	NE	NE	NE	NE	**13.0**	NS	NS	NS	NS	**14.1**	NS	NS	NS	NS	NS	NS	NS	NS
Methoxychlor	ug/kg	800	8000	NE	340000	< 9.47 U	NS	NS	NS	NS	< 10.3 U	NS	NS	NS	NS	NS	NS	NS	NS
Total DDx	ug/kg	***3***	***20***	NE	1800	< 9.47	NS	NS	NS	NS	< 6.44	NS	NS	NS	NS	NS	NS	NS	NS
Pesticides-SPLP																			
Chlordane	ug/l	NE	NE	**3**	NE	NS	NS	NS	NS	NS	NS	NS	NS	NS	NS	NS	NS	NS	NS
Herbicides																			
Total Herbicides	ug/kg	NE	NE	NE	NE	NS	NS	NS	NS	NS	NS	NS	NS	NS	NS	NS	NS	NS	NS

Notes:
This is a summary table. Only detected analytes are shown.
<0.010 = Not detected above the laboratory reporting limit
Bold = Detected above reporting limit
Yellow highlighted cells exceed the 2013 GA PMC
Green highlighted cells exceed the 2013 GB PMC
Blue highlighted cells exceed the 2013 RES DEC
RES DEC = Residential Direct Exposure Criteria
GA PMC = Pollutant Mobility Criteria for GA classified groundwater areas
GB PMC = Pollutant Mobility Criteria for GB classified groundwater areas
GWPC = Groundwater Protection Criteria
Italicized criteria indicate that criteria value is from CTDEEP Recommended Criteria Values for Common Additional Polluting Substances and Alternative Criteria Requests (September 2018)
NE = Criteria has not been established
NS = Not sampled for this constituent
ug/kg = micrograms per kilogram
ug/l = micrograms per liter
mg/kg = milligrams per kilogram
U = The analyte was not detected above the detection limit
J+ = Result may be biased high
J-= Result may be biased low
J = Result is considered estimated
UJ = The analyte was not detected at a level greater than or equal to the adjusted DL. However, the reported adjusted DL is approximate and may be inaccurate or imprecise.

Table 2
AOC 1 Non-PCB Soil Analytical Data
EC Application

Greenwich High School
10 Hillside Road
Greenwich, CT

Location ID						S15-SS185	S16-SB366	S16-SB366	S16-SB366	S16-SB366	S7-SB410	S7-SB410	S7-SB410	S9-SB236	S9-SB236	S9-SB236	S9-SB236	SOUTH-B1	SOUTH-B2
Depth Interval						0 - 0.25 ft	11.5 - 12 ft	3.5 - 4 ft	7.5 - 8.5 ft	7.5 - 8.5 ft	1 - 1.5 ft	11.5 - 12.5 ft	2 - 3 ft	1 - 2 ft	1.5 - 2 ft	2.5 - 3.5 ft	6 - 7 ft	0.5 - 1 ft	0 - 0.25 ft
Sample ID	Unit	2013 GA PMC	2013 GB PMC	GWPC x 10	2013 RES DEC	S15-SS185 0-3	SB366 (11.5-12)-041	SB366 (3.5-4)-0412	SB366 (7.5-8.5)-041	SB366 (7.5-8.5)-041	SB410(1-1.5)-06281	3410(11.5-12.5)-062	-SB410(2-3)-062812	S9-SB236 (1-2)-1	S9-SB236 (1.5-2)-1	S9-SB236 (2.5-3.5)	S9-SB236 (6-7)	SOUTH-B1 (0.5-1)-1	SOUTH-B2 (0-0.25)-
Sample Date						8/12/2011	4/12/2012	4/12/2012	4/12/2012	4/12/2012	6/28/2012	6/28/2012	6/28/2012	12/27/2011	9/16/2020	12/27/2011	12/27/2011	4/6/2020	4/6/2020
SDG						SB33374	SB47192	SB47192	SB47192	SB47192	SB51990	SB51990	SB51990	SB41720	20I0847	SB41720	SB41720	20D0237	20D1046
CTETPH																			
Aliphatic Hydrocarbons (ETPH) C9-C36	mg/kg	**500**	**2500**	NE	**500**	NS	NS	NS	< 14.0 U	NS	NS	NS	**256**	NS	NS	**57.0**	NS	NS	NS
Total Petroleum Hydrocarbons	mg/kg	**500**	**2500**	NE	**500**	NS	NS	NS	< 14.0 U	NS	NS	NS	**256**	NS	NS	**57.0**	NS	NS	NS
Unidentified	mg/kg	NE	NE	NE	NE	NS	NS	NS	< 14.0 U	NS	NS	NS	**256**	NS	NS	**57.0**	NS	NS	NS
CTETPH-SPLP																			
Aliphatic Hydrocarbons (ETPH) C9-C36	mg/l	NE	NE	2.5	NE	NS	NS	NS	NS	NS	NS	NS	NS	NS	NS	NS	NS	NS	NS
Total Petroleum Hydrocarbons	mg/l	NE	NE	NE	NE	NS	NS	NS	NS	NS	NS	NS	NS	NS	NS	NS	NS	NS	NS
Unidentified	mg/l	NE	NE	NE	NE	NS	NS	NS	NS	NS	NS	NS	NS	NS	NS	NS	NS	NS	NS
VOCs																			
1,1,1-Trichloroethane	ug/kg	4000	40000	NE	500000	NS	NS	NS	NS	NS	NS	NS	< 6.4 U	NS	NS	NS	NS	NS	NS
1,1-Dichloroethane	ug/kg	**1400**	14000	NE	500000	NS	NS	NS	NS	NS	NS	NS	< 6.4 U	NS	NS	NS	NS	NS	NS
1,2,4-Trichlorobenzene	ug/kg	NE	NE	NE	21000	NS	NS	NS	NS	NS	NS	NS	< 6.4 U	NS	NS	NS	NS	NS	NS
1,2,4-Trimethylbenzene	ug/kg	NE	NE	NE	500000	NS	NS	NS	NS	NS	NS	NS	< 6.4 U	NS	NS	NS	NS	NS	NS
1,2-Dichlorobenzene	ug/kg	3100	3100	NE	500000	NS	NS	NS	NS	NS	NS	NS	< 6.4 U	NS	NS	NS	NS	NS	NS
1,2-Dichloroethane	ug/kg	**20**	200	NE	6700	NS	NS	NS	NS	NS	NS	NS	< 6.4 U	NS	NS	NS	NS	NS	NS
1,3,5-Trimethylbenzene	ug/kg	NE	NE	NE	500000	NS	NS	NS	NS	NS	NS	NS	< 6.4 U	NS	NS	NS	NS	NS	NS
1,3-Dichlorobenzene	ug/kg	12000	120000	NE	500000	NS	NS	NS	NS	NS	NS	NS	< 6.4 U	NS	NS	NS	NS	NS	NS
1,4-Dichlorobenzene	ug/kg	1500	15000	NE	26000	NS	NS	NS	NS	NS	NS	NS	< 6.4 U	NS	NS	NS	NS	NS	NS
2-Butanone (MEK)	ug/kg	8000	80000	NE	500000	NS	NS	NS	NS	NS	NS	NS	< 63.5 U	NS	NS	NS	NS	NS	NS
Acetone	ug/kg	14000	140000	NE	500000	NS	NS	NS	NS	NS	NS	NS	< 63.5 U	NS	NS	NS	NS	NS	NS
Benzene	ug/kg	**20**	**200**	NE	21000	NS	NS	NS	NS	NS	NS	NS	< 6.4 U	NS	NS	NS	NS	NS	NS
Chlorobenzene	ug/kg	2000	20000	NE	500000	NS	NS	NS	NS	NS	NS	NS	< 6.4 U	NS	NS	NS	NS	NS	NS
Chloroethane	ug/kg	NE	NE	NE	130000	NS	NS	NS	NS	NS	NS	NS	< 12.7 U	NS	NS	NS	NS	NS	NS
cis-1,2-Dichloroethylene	ug/kg	**1400**	**14000**	NE	500000	NS	NS	NS	NS	NS	NS	NS	< 6.4 U	NS	NS	NS	NS	NS	NS
Ethyl ether	ug/kg	NE	NE	NE	NE	NS	NS	NS	NS	NS	NS	NS	< 6.4 U	NS	NS	NS	NS	NS	NS
Ethylbenzene	ug/kg	**10100**	**10100**	NE	500000	NS	NS	NS	NS	NS	NS	NS	< 6.4 U	NS	NS	NS	NS	NS	NS
Isopropylbenzene	ug/kg	NE	NE	NE	500000	NS	NS	NS	NS	NS	NS	NS	< 6.4 U	NS	NS	NS	NS	NS	NS
m,p-Xylenes	ug/kg	NE	**19500**	NE	NE	NS	NS	NS	NS	NS	NS	NS	< 12.7 U	NS	NS	NS	NS	NS	NS
Methyl Isobutyl Ketone	ug/kg	7000	14000	NE	500000	NS	NS	NS	NS	NS	NS	NS	< 63.5 U	NS	NS	NS	NS	NS	NS
Naphthalene	ug/kg	**5600**	56000	NE	1000000	NS	NS	NS	NS	NS	NS	NS	< 6.4 U	NS	NS	NS	NS	NS	NS
n-Butylbenzene	ug/kg	NE	NE	NE	500000	NS	NS	NS	NS	NS	NS	NS	< 6.4 U	NS	NS	NS	NS	NS	NS
n-Propylbenzene	ug/kg	NE	NE	NE	500000	NS	NS	NS	NS	NS	NS	NS	< 6.4 U	NS	NS	NS	NS	NS	NS
o-Xylene	ug/kg	NE	**19500**	NE	NE	NS	NS	NS	NS	NS	NS	NS	< 6.4 U	NS	NS	NS	NS	NS	NS
p-Isopropyltoluene	ug/kg	NE	NE	NE	500000	NS	NS	NS	NS	NS	NS	NS	< 6.4 U	NS	NS	NS	NS	NS	NS
sec-Butylbenzene	ug/kg	NE	NE	NE	500000	NS	NS	NS	NS	NS	NS	NS	< 6.4 U	NS	NS	NS	NS	NS	NS
Styrene	ug/kg	2000	20000	NE	500000	NS	NS	NS	NS	NS	NS	NS	< 6.4 U	NS	NS	NS	NS	NS	NS
tert-butylbenzene	ug/kg	NE	NE	NE	500000	NS	NS	NS	NS	NS	NS	NS	< 6.4 U	NS	NS	NS	NS	NS	NS
Tetrachloroethylene	ug/kg	**100**	1000	NE	12000	NS	NS	NS	NS	NS	NS	NS	< 6.4 U	NS	NS	NS	NS	NS	NS
Toluene	ug/kg	20000	67000	NE	500000	NS	NS	NS	NS	NS	NS	NS	< 6.4 U	NS	NS	NS	NS	NS	NS
Total Xylenes	ug/kg	**19500**	**19500**	NE	NE	NS	NS	NS	NS	NS	NS	NS	< 12.7 U	NS	NS	NS	NS	NS	NS
trans-1,2-Dichloroethylene	ug/kg	**2000**	20000	NE	500000	NS	NS	NS	NS	NS	NS	NS	< 6.4 U	NS	NS	NS	NS	NS	NS
Trichloroethene	ug/kg	**100**	**1000**	NE	56000	NS	NS	NS	NS	NS	NS	NS	< 6.4 U	NS	NS	NS	NS	NS	NS
Vinyl chloride	ug/kg	**40**	**400**	NE	**320**	NS	NS	NS	NS	NS	NS	NS	< 6.4 U	NS	NS	NS	NS	NS	NS
VOCs-SPLP																			
Total VOC-SPLP	ug/l	NE	NE	NE	NE	NS	NS	NS	NS	NS	NS	NS	NS	NS	NS	NS	NS	NS	NS
SVOC-SIMs																			
Benzo(a)pyrene	ug/kg	1000	1000	NE	1000	NS	NS	NS	NS	NS	NS	NS	NS	NS	NS	NS	NS	NS	NS
Benzo(b)fluoranthene	ug/kg	1000	1000	NE	1000	NS	NS	NS	NS	NS	NS	NS	NS	NS	NS	NS	NS	NS	NS
Fluoranthene	ug/kg	5600	56000	NE	1000000	NS	NS	NS	NS	NS	NS	NS	NS	NS	NS	NS	NS	NS	NS
Pyrene	ug/kg	4000	40000	NE	1000000	NS	NS	NS	NS	NS	NS	NS	NS	NS	NS	NS	NS	NS	NS
SVOCs																			
1-Methylnaphthalene	ug/kg	*200*	*1000*	NE	*21000*	NS	NS	NS	< 348 U	NS	NS	NS	< 362 U	NS	NS	< 409 U	NS	NS	NS
2-Methylnaphthalene	ug/kg	*560*	*5600*	NE	*270000*	NS	NS	NS	< 348 U	NS	NS	NS	< 362 U	NS	NS	< 409 U	NS	NS	NS
Acenaphthene	ug/kg	*8400*	*84000*	NE	*1000000*	NS	NS	NS	< 348 U	NS	NS	NS	< 362 U	NS	NS	< 409 U	NS	NS	NS
Acenaphthylene	ug/kg	8400	84000	NE	1000000	NS	NS	NS	< 348 U	NS	NS	NS	< 362 U	NS	NS	< 409 UJ	NS	NS	NS
Anthracene	ug/kg	40000	400000	NE	1000000	NS	NS	NS	< 348 U	NS	NS	NS	< 362 U	NS	NS	< 409 U	NS	NS	NS
Benzo(a)anthracene	ug/kg	**1000**	**1000**	NE	**1000**	NS	NS	NS	< 348 U	NS	NS	NS	< 362 U	NS	NS	< 409 U	NS	NS	NS
Benzo(a)pyrene	ug/kg	**1000**	**1000**	NE	**1000**	NS	NS	NS	< 348 U	NS	NS	NS	< 362 U	NS	NS	< 409 U	NS	NS	NS
Benzo(b)fluoranthene	ug/kg	**1000**	**1000**	NE	**1000**	NS	NS	NS	< 348 U	NS	NS	NS	< 362 U	NS	NS	< 409 U	NS	NS	NS
Benzo(g,h,i)perylene	ug/kg	*1000*	*1000*	NE	*8400*	NS	NS	NS	< 348 U	NS	NS	NS	< 362 U	NS	NS	< 409 U	NS	NS	NS
Benzo(k)fluoranthene	ug/kg	**1000**	**1000**	NE	**8400**	NS	NS	NS	< 348 U	NS	NS	NS	< 362 U	NS	NS	< 409 U	NS	NS	NS
Bis(2-ethylhexyl)phthalate	ug/kg	**1000**	11000	NE	44000	NS	NS	NS	NS	NS	NS	NS	NS	NS	NS	< 409 U	NS	NS	NS
Chrysene	ug/kg	*1000*	*1000*	NE	*84000*	NS	NS	NS	< 348 U	NS	NS	NS	< 362 U	NS	NS	< 409 U	NS	NS	NS
Dibenzo(a,h)anthracene	ug/kg	*1000*	*1000*	NE	***1000***	NS	NS	NS	< 348 U	NS	NS	NS	< 362 U	NS	NS	< 409 U	NS	NS	NS
Fluoranthene	ug/kg	**5600**	56000	NE	1000000	NS	NS	NS	< 348 U	NS	NS	NS	< 362 U	NS	NS	< 409 U	NS	NS	NS
Fluorene	ug/kg	**5600**	56000	NE	1000000	NS	NS	NS	< 348 U	NS	NS	NS	< 362 U	NS	NS	< 409 U	NS	NS	NS
Indeno(1,2,3-cd)pyrene	ug/kg	*1000*	*1000*	NE	***1000***	NS	NS	NS	< 348 U	NS	NS	NS	< 362 U	NS	NS	< 409 U	NS	NS	NS
Naphthalene	ug/kg	**5600**	56000	NE	1000000	NS	NS	NS	< 348 U	NS	NS	NS	< 362 U	NS	NS	< 409 U	NS	NS	NS
Phenanthrene	ug/kg	**4000**	40000	NE	1000000	NS	NS	NS	< 348 U	NS	NS	NS	< 362 U	NS	NS	< 409 U	NS	NS	NS
Pyrene	ug/kg	**4000**	40000	NE	1000000	NS	NS	NS	< 348 U	NS	NS	NS	< 362 U	NS	NS	< 409 U	NS	NS	NS
SVOCs-SPLP																			
1-Methylnaphthalene	ug/l	NE	NE	*50*	NE	NS	NS	NS	NS	NS	NS	NS	NS	NS	NS	NS	NS	NS	NS
2-Methylnaphthalene	ug/l	NE	NE	*280*	NE	NS	NS	NS	NS	NS	NS	NS	NS	NS	NS	NS	NS	NS	NS
Acenaphthene	ug/l	NE	NE	*4200*	NE	NS	NS	NS	NS	NS	NS	NS	NS	NS	NS	NS	NS	NS	NS
Anthracene	ug/l	NE	NE	20000	NE	NS	NS	NS	NS	NS	NS	NS	NS	NS	NS	NS	NS	NS	NS
Benzo(a)anthracene	ug/l	NE	NE	0.6	NE	NS	NS	NS	NS	NS	NS	NS	NS	NS	NS	NS	NS	NS	NS
Fluoranthene	ug/l	NE	NE	2800	NE	NS	NS	NS	NS	NS	NS	NS	NS	NS	NS	NS	NS	NS	NS
Fluorene	ug/l	NE	NE	2800	NE	NS	NS	NS	NS	NS	NS	NS	NS	NS	NS	NS	NS	NS	NS
Naphthalene	ug/l	NE	NE	2800	NE	NS	NS	NS	NS	NS	NS	NS	NS	NS	NS	NS	NS	NS	NS
Phenanthrene	ug/l	NE	NE	2000	NE	NS	NS	NS	NS	NS	NS	NS	NS	NS	NS	NS	NS	NS	NS
Pyrene	ug/l	NE	NE	2000	NE	NS	NS	NS	NS	NS	NS	NS	NS	NS	NS	NS	NS	NS	NS

Table 2
AOC 1 Non-PCB Soil Analytical Data
EC Application

Location ID						S15-SS185	S16-SB366	S16-SB366	S16-SB366	S16-SB366	S7-SB410	S7-SB410	S7-SB410	S9-SB236	S9-SB236	S9-SB236	S9-SB236	SOUTH-B1	SOUTH-B2
Depth Interval						0 - 0.25 ft	11.5 - 12 ft	3.5 - 4 ft	7.5 - 8.5 ft	7.5 - 8.5 ft	1 - 1.5 ft	11.5 - 12.5 ft	2 - 3 ft	1 - 2 ft	1.5 - 2 ft	2.5 - 3.5 ft	6 - 7 ft	0.5 - 1 ft	0 - 0.25 ft
Sample ID	Unit	2013 GA PMC	2013 GB PMC	GWPC x 10	2013 RES DEC	S15-SS185 0-3	SB366 (11.5-12)-041	SB366 (3.5-4)-0412	SB366 (7.5-8.5)-041	SB366 (7.5-8.5)-041	SB410(1-1.5)-06281	3410(11.5-12.5)-062	-SB410(2-3)-062812	S9-SB236 (1-2)-1	S9-SB236 (1.5-2)-1	S9-SB236 (2.5-3.5)	S9-SB236 (6-7)	SOUTH-B1 (0.5-1)-1	SOUTH-B2 (0-0.25)-
Sample Date						8/12/2011	4/12/2012	4/12/2012	4/12/2012	4/12/2012	6/28/2012	6/28/2012	6/28/2012	12/27/2011	9/16/2020	12/27/2011	12/27/2011	4/6/2020	4/6/2020
SDG						SB33374	SB47192	SB47192	SB47192	SB47192	SB51990	SB51990	SB51990	SB41720	20I0847	SB41720	SB41720	20D0237	20D1046
Metals																			
Antimony	mg/kg	NE	NE	NE	**27**	NS	< 5.43 U	< 4.75 U	NS	< 4.94 U	< 5.44 UJ	< 5.79 UJ	< 4.91 UJ	NS	NS	< 6.04 UJ	< 9.90 UJ	NS	NS
Arsenic	mg/kg	NE	NE	NE	**10**	NS	< 1.63 U	< 1.43 U	NS	< 1.48 U	**3.52**	**2.37**	**3.34**	NS	NS	**7.06**	**15.9**	**8.1**	NS
Barium	mg/kg	NE	NE	NE	4700	NS	**178**	**84.5**	NS	**71.3**	**76.1**	**39.8**	**102**	NS	NS	**346 J**	**563 J**	NS	NS
Beryllium	mg/kg	NE	NE	NE	**2**	NS	**1.04**	< 0.475 U	NS	< 0.494 U	< 0.544 U	< 0.579 U	**0.561**	NS	NS	< 0.604 U	**1.00**	NS	NS
Cadmium	mg/kg	NE	NE	NE	**34**	NS	< 0.543 U	< 0.475 U	NS	< 0.494 U	< 0.544 U	< 0.579 U	**0.534**	NS	NS	**3.53 J**	**4.13 J**	NS	NS
Chromium	mg/kg	NE	NE	NE	NE	NS	**26.1**	**9.22**	NS	**19.7**	**30.3**	**8.24**	**37.2**	NS	NS	**22.4 J**	**68.7 J**	NS	NS
Copper	mg/kg	NE	NE	NE	**2500**	NS	**12.2**	**1.16**	NS	**16.9**	**16.8 J**	**11.7 J**	**17.8 J**	NS	NS	**86.0 J**	**165 J**	NS	NS
Lead	mg/kg	NE	NE	NE	**400**	NS	**5.25**	**3.93**	NS	**5.06**	**11.6 J**	**2.47 J**	**23.8 J**	NS	**93**	**1050 J**	**756 J**	NS	NS
Mercury	mg/kg	NE	NE	NE	20	NS	< 0.0318 U	< 0.0312 U	NS	< 0.0306 U	**0.0338 J+**	< 0.0351 U	**0.0364 J+**	NS	NS	< 0.898 U	< 1.58 U	NS	NS
Nickel	mg/kg	NE	NE	NE	**1400**	NS	**11.1**	**4.71**	NS	**13.1**	**27.3 J**	**8.98 J**	**18.6 J**	NS	NS	**22.5 J**	**42.6 J**	NS	NS
Selenium	mg/kg	NE	NE	NE	340	NS	< 1.63 U	< 1.43 U	NS	< 1.48 U	< 1.63 U	< 1.74 U	< 1.47 U	NS	NS	< 1.81 U	< 2.97 U	NS	NS
Silver	mg/kg	NE	NE	NE	340	NS	**2.01**	< 1.43 U	NS	< 1.48 U	< 1.63 U	< 1.74 U	< 1.47 U	NS	NS	< 1.81 UJ	**3.01 J**	NS	NS
Thallium	mg/kg	NE	NE	NE	**5.4**	NS	< 3.26 U	< 2.85 U	NS	< 2.96 U	< 3.27 U	< 3.47 U	< 2.95 U	NS	NS	< 3.62 U	< 5.94 U	NS	NS
Vanadium	mg/kg	NE	NE	NE	**470**	NS	**33.8**	**6.87**	NS	**20.2**	**26.2**	**12.7**	**33.2**	NS	NS	**30.1 J+**	**66.3 J+**	NS	NS
Zinc	mg/kg	NE	NE	NE	**20000**	NS	**45.5**	**8.91**	NS	**30.1**	**31.9**	**10.6**	**53.1**	NS	NS	**1650 J**	**786 J**	NS	NS
Metals-SPLP																			
Antimony	ug/l	**6**	60	NE	NE	NS	NS	NS	NS	NS	NS	NS	NS	NS	NS	NS	NS	NS	NS
Arsenic	ug/l	50	500	NE	NE	NS	NS	NS	NS	NS	NS	NS	NS	NS	NS	NS	NS	NS	NS
Barium	ug/l	1000	10000	NE	NE	NS	NS	NS	NS	NS	NS	NS	NS	NS	NS	NS	NS	NS	NS
Cadmium	ug/l	**5**	**50**	NE	NE	NS	NS	NS	NS	NS	NS	NS	NS	NS	NS	NS	NS	NS	NS
Chromium	ug/l	50	500	NE	NE	NS	NS	NS	NS	NS	NS	NS	NS	NS	NS	NS	NS	NS	NS
Copper	ug/l	1300	13000	NE	NE	NS	NS	NS	NS	NS	NS	NS	NS	NS	NS	NS	NS	NS	NS
Lead	ug/l	**15**	**150**	NE	NE	NS	NS	NS	NS	NS	NS	NS	NS	NS	NS	NS	NS	NS	NS
Nickel	ug/l	100	1000	NE	NE	NS	NS	NS	NS	NS	NS	NS	NS	NS	NS	NS	NS	NS	NS
Vanadium	ug/l	50	500	NE	NE	NS	NS	NS	NS	NS	NS	NS	NS	NS	NS	NS	NS	NS	NS
Zinc	ug/l	5000	50000	NE	NE	NS	NS	NS	NS	NS	NS	NS	NS	NS	NS	NS	NS	NS	NS
Cyanide																			
Cyanide	mg/kg	NE	NE	NE	1400	NS	NS	NS	NS	NS	NS	NS	NS	NS	NS	NS	NS	NS	NS
PCBs																			
Aroclor 1242	ug/kg	NE	NE	NE	NE	< 21.1 U	< 21.9 U	< 21.4 U	NS	< 22.3 U	< 21.0 U	< 22.9 U	< 22.0 U	< 22.0 U	NS	< 23.8 U	< 41.1 U	< 96	< 96
Aroclor 1248	ug/kg	NE	NE	NE	NE	< 21.1 U	< 21.9 U	< 21.4 U	NS	< 22.3 U	< 21.0 U	< 22.9 U	**1130**	**168**	NS	< 23.8 U	< 41.1 U	< 96	**1200**
Aroclor 1254	ug/kg	NE	NE	NE	NE	< 21.1 U	< 21.9 U	< 21.4 U	NS	< 22.3 U	< 21.0 U	< 22.9 U	< 22.0 U	< 22.0 U	NS	< 23.8 U	< 41.1 U	< 96	**670**
Aroclor 1260	ug/kg	NE	NE	NE	NE	< 21.1 U	< 21.9 U	< 21.4 U	NS	< 22.3 U	< 21.0 U	< 22.9 U	**67.2**	< 22.0 U	NS	**63.0**	< 41.1 U	< 96	**110**
Aroclor 1262	ug/kg	NE	NE	NE	NE	< 21.1 U	< 21.9 U	< 21.4 U	NS	< 22.3 U	< 21.0 U	< 22.9 U	< 22.0 U	< 22.0 U	NS	< 23.8 U	< 41.1 U	< 96	< 96
Total PCB Aroclors	ug/kg	**NE**	NE	NE	**1000**	< 21.1 U	< 21.9 U	< 21.4 U	NS	< 22.3 U	< 21.0 U	< 22.9 U	**1200**	**168**	NS	**63.0**	< 41.1 U	< 96	**1980**
PCBs-SPLP																			
Aroclor 1242	ug/l	NE	NE	NE	NE	NS	NS	NS	NS	NS	NS	NS	NS	NS	NS	NS	NS	NS	NS
Aroclor 1248	ug/l	NE	NE	NE	NE	NS	NS	NS	NS	NS	NS	NS	NS	NS	NS	NS	NS	NS	NS
Aroclor 1260	ug/l	NE	NE	NE	NE	NS	NS	NS	NS	NS	NS	NS	NS	NS	NS	NS	NS	NS	NS
Total PCB Aroclors	ug/l	**0.5**	**5**	NE	NE	NS	NS	NS	NS	NS	NS	NS	NS	NS	NS	NS	NS	NS	NS
Pesticides																			
4,4-DDD (p,p)	ug/kg	NE	NE	NE	NE	< 8.24 UJ	NS	NS	NS	NS	NS	NS	NS	NS	NS	NS	NS	NS	NS
4,4-DDE (p,p)	ug/kg	NE	NE	NE	NE	**6.00 J-**	NS	NS	NS	NS	NS	NS	NS	NS	NS	NS	NS	NS	NS
4,4-DDT (p,p)	ug/kg	NE	NE	NE	1800	**10.9 J-**	NS	NS	NS	NS	NS	NS	NS	NS	NS	NS	NS	NS	NS
alpha-Chlordane	ug/kg	NE	NE	NE	NE	**12.0 J**	NS	NS	NS	NS	NS	NS	NS	NS	NS	NS	NS	NS	NS
Chlordane	ug/kg	NE	NE	NE	**490**	**62.0 J-**	NS	NS	NS	NS	NS	NS	NS	NS	NS	NS	NS	NS	NS
Endrin	ug/kg	NE	NE	NE	20000	< 8.24 UJ	NS	NS	NS	NS	NS	NS	NS	NS	NS	NS	NS	NS	NS
gamma-Chlordane	ug/kg	NE	NE	NE	NE	**11.7 J-**	NS	NS	NS	NS	NS	NS	NS	NS	NS	NS	NS	NS	NS
Methoxychlor	ug/kg	800	8000	NE	340000	< 8.24 UJ	NS	NS	NS	NS	NS	NS	NS	NS	NS	NS	NS	NS	NS
Total DDx	ug/kg	***3***	***20***	NE	1800	**16.9**	NS	NS	NS	NS	NS	NS	NS	NS	NS	NS	NS	NS	NS
Pesticides-SPLP																			
Chlordane	ug/l	NE	NE	**3**	NE	NS	NS	NS	NS	NS	NS	NS	NS	NS	NS	NS	NS	NS	NS
Herbicides																			
Total Herbicides	ug/kg	NE	NE	NE	NE	NS	NS	NS	NS	NS	NS	NS	NS	NS	NS	NS	NS	NS	NS

Notes:
This is a summary table. Only detected analytes are shown.
<0.010 = Not detected above the laboratory reporting limit
Bold = Detected above reporting limit
Yellow highlighted cells exceed the 2013 GA PMC
Green highlighted cells exceed the 2013 GB PMC
Blue highlighted cells exceed the 2013 RES DEC
RES DEC = Residential Direct Exposure Criteria
GA PMC = Pollutant Mobility Criteria for GA classified groundwater areas
GB PMC = Pollutant Mobility Criteria for GB classified groundwater areas
GWPC = Groundwater Protection Criteria
Italicized criteria indicate that criteria value is from CTDEEP Recommended Criteria Values for Common Additional Polluting Substances and Alternative Criteria Requests (September 2018)
NE = Criteria has not been established
NS = Not sampled for this constituent
ug/kg = micrograms per kilogram
ug/l = micrograms per liter
mg/kg = milligrams per kilogram
U = The analyte was not detected above the detection limit
J+ = Result may be biased high
J-= Result may be biased low
J = Result is considered estimated
UJ = The analyte was not detected at a level greater than or equal to the adjusted DL. However, the reported adjusted DL is approximate and may be inaccurate or imprecise.

Table 2
AOC 1 Non-PCB Soil Analytical Data
EC Application

Greenwich High School
10 Hillside Road
Greenwich, CT

Location ID						SOUTH-B2	SOUTH-B3	SS-234	SS-234	T12-SS146	T12-SS146A	T13-SS38	T13-SS38	T14-SB330	T14-SB330	T14-SB330	T15-SB365	T15-SB365	T15-SB365
Depth Interval						0.5 - 1 ft	0.5 - 1 ft	0 - 0.25 ft	0 - 0.25 ft	0 - 0.5 ft	0 - 1 ft	0 - 0.5 ft	0 - 0.25 ft	1.5 - 2 ft	5 - 5.5 ft	5.5 - 6.5 ft	1.5 - 2 ft	11.5 - 12 ft	2.5 - 3 ft
Sample ID	Unit	2013 GA PMC	2013 GB PMC	GWPC x 10	2013 RES DEC	SOUTH-B2 (0.5-1)-1	SOUTH-B3 (0.5-1)-1	UPLICATE-18-0815	SS-234 0-3-081511	T12-SS146-080511	-SS146A(0-1)_0625	T13-SS38-080411	T13SS38 0-3	T14-SB330 (1.5-2)-1	SB330 (5-5.5) 0411	SB330 (5.5-6.5) 041	T15-SB365 (1.5-2)-1	B365 (11.5-12)-041	SB365 (2.5-3)-0412
Sample Date						4/6/2020	4/6/2020	8/15/2011	8/15/2011	8/5/2011	6/25/2013	8/4/2011	8/31/2011	9/16/2020	4/11/2012	4/11/2012	9/16/2020	4/12/2012	4/12/2012
SDG						20D0237	20D0237	SB33506	SB33506	SB32945	SB72106	SB32875	SB34491	20I0847	SB47196	SB47196	20I0847	SB47192	SB47192
CTETPH																			
Aliphatic Hydrocarbons (ETPH) C9-C36	mg/kg	**500**	**2500**	NE	**500**	NS	NS	NS	NS	**25.1**	NS	NS	NS	NS	NS	**37.9**	NS	NS	NS
Total Petroleum Hydrocarbons	mg/kg	**500**	**2500**	NE	**500**	NS	NS	NS	NS	**25.1**	NS	NS	NS	NS	NS	**37.9**	NS	NS	NS
Unidentified	mg/kg	NE	NE	NE	NE	NS	NS	NS	NS	**25.1**	NS	NS	NS	NS	NS	**37.9**	NS	NS	NS
CTETPH-SPLP																			
Aliphatic Hydrocarbons (ETPH) C9-C36	mg/l	NE	NE	2.5	NE	NS	NS	NS	NS	NS	NS	NS	NS	NS	NS	NS	NS	NS	NS
Total Petroleum Hydrocarbons	mg/l	NE	NE	NE	NE	NS	NS	NS	NS	NS	NS	NS	NS	NS	NS	NS	NS	NS	NS
Unidentified	mg/l	NE	NE	NE	NE	NS	NS	NS	NS	NS	NS	NS	NS	NS	NS	NS	NS	NS	NS
VOCs																			
1,1,1-Trichloroethane	ug/kg	4000	40000	NE	500000	NS	NS	< 76.5 U	< 64.1 U	NS	NS	NS	NS	NS	< 81.6 UJ	NS	NS	NS	NS
1,1-Dichloroethane	ug/kg	**1400**	14000	NE	500000	NS	NS	< 76.5 U	< 64.1 U	NS	NS	NS	NS	NS	**382**	NS	NS	NS	NS
1,2,4-Trichlorobenzene	ug/kg	NE	NE	NE	21000	NS	NS	< 76.5 U	< 64.1 U	NS	NS	NS	NS	NS	< 81.6 U	NS	NS	NS	NS
1,2,4-Trimethylbenzene	ug/kg	NE	NE	NE	500000	NS	NS	< 76.5 U	< 64.1 U	NS	NS	NS	NS	NS	**113**	NS	NS	NS	NS
1,2-Dichlorobenzene	ug/kg	3100	3100	NE	500000	NS	NS	< 76.5 U	< 64.1 U	NS	NS	NS	NS	NS	< 81.6 U	NS	NS	NS	NS
1,2-Dichloroethane	ug/kg	**20**	200	NE	6700	NS	NS	< 76.5 U	< 64.1 U	NS	NS	NS	NS	NS	< 81.6 U	NS	NS	NS	NS
1,3,5-Trimethylbenzene	ug/kg	NE	NE	NE	500000	NS	NS	< 76.5 U	< 64.1 U	NS	NS	NS	NS	NS	**107**	NS	NS	NS	NS
1,3-Dichlorobenzene	ug/kg	12000	120000	NE	500000	NS	NS	< 76.5 U	< 64.1 U	NS	NS	NS	NS	NS	< 81.6 U	NS	NS	NS	NS
1,4-Dichlorobenzene	ug/kg	1500	15000	NE	26000	NS	NS	< 76.5 U	< 64.1 U	NS	NS	NS	NS	NS	< 81.6 U	NS	NS	NS	NS
2-Butanone (MEK)	ug/kg	8000	80000	NE	500000	NS	NS	< 765 U	< 641 U	NS	NS	NS	NS	NS	< 816 U	NS	NS	NS	NS
Acetone	ug/kg	14000	140000	NE	500000	NS	NS	< 765 U	< 641 UJ	NS	NS	NS	NS	NS	< 816 U	NS	NS	NS	NS
Benzene	ug/kg	**20**	**200**	NE	21000	NS	NS	< 76.5 U	< 64.1 U	NS	NS	NS	NS	NS	< 81.6 U	NS	NS	NS	NS
Chlorobenzene	ug/kg	2000	20000	NE	500000	NS	NS	< 76.5 U	< 64.1 U	NS	NS	NS	NS	NS	< 81.6 U	NS	NS	NS	NS
Chloroethane	ug/kg	NE	NE	NE	130000	NS	NS	< 153 U	< 128 U	NS	NS	NS	NS	NS	< 163 U	NS	NS	NS	NS
cis-1,2-Dichloroethylene	ug/kg	**1400**	**14000**	NE	500000	NS	NS	< 76.5 U	< 64.1 U	NS	NS	NS	NS	NS	**87.3**	NS	NS	NS	NS
Ethyl ether	ug/kg	NE	NE	NE	NE	NS	NS	< 76.5 U	< 64.1 U	NS	NS	NS	NS	NS	< 81.6 U	NS	NS	NS	NS
Ethylbenzene	ug/kg	**10100**	**10100**	NE	500000	NS	NS	< 76.5 U	< 64.1 U	NS	NS	NS	NS	NS	**113**	NS	NS	NS	NS
Isopropylbenzene	ug/kg	NE	NE	NE	500000	NS	NS	< 76.5 U	< 64.1 U	NS	NS	NS	NS	NS	< 81.6 U	NS	NS	NS	NS
m,p-Xylenes	ug/kg	NE	**19500**	NE	NE	NS	NS	< 153 U	< 128 U	NS	NS	NS	NS	NS	**259**	NS	NS	NS	NS
Methyl Isobutyl Ketone	ug/kg	7000	14000	NE	500000	NS	NS	< 765 U	< 641 U	NS	NS	NS	NS	NS	< 816 U	NS	NS	NS	NS
Naphthalene	ug/kg	**5600**	56000	NE	1000000	NS	NS	< 76.5 U	< 64.1 U	NS	NS	NS	NS	NS	< 81.6 U	NS	NS	NS	NS
n-Butylbenzene	ug/kg	NE	NE	NE	500000	NS	NS	< 76.5 U	< 64.1 U	NS	NS	NS	NS	NS	< 81.6 U	NS	NS	NS	NS
n-Propylbenzene	ug/kg	NE	NE	NE	500000	NS	NS	< 76.5 U	< 64.1 U	NS	NS	NS	NS	NS	< 81.6 U	NS	NS	NS	NS
o-Xylene	ug/kg	NE	**19500**	NE	NE	NS	NS	< 76.5 U	< 64.1 U	NS	NS	NS	NS	NS	**136**	NS	NS	NS	NS
p-Isopropyltoluene	ug/kg	NE	NE	NE	500000	NS	NS	< 76.5 U	< 64.1 U	NS	NS	NS	NS	NS	**658**	NS	NS	NS	NS
sec-Butylbenzene	ug/kg	NE	NE	NE	500000	NS	NS	< 76.5 U	< 64.1 U	NS	NS	NS	NS	NS	< 81.6 U	NS	NS	NS	NS
Styrene	ug/kg	2000	20000	NE	500000	NS	NS	< 76.5 U	< 64.1 U	NS	NS	NS	NS	NS	< 81.6 U	NS	NS	NS	NS
tert-butylbenzene	ug/kg	NE	NE	NE	500000	NS	NS	< 76.5 U	< 64.1 U	NS	NS	NS	NS	NS	< 81.6 U	NS	NS	NS	NS
Tetrachloroethylene	ug/kg	**100**	1000	NE	12000	NS	NS	< 76.5 U	< 64.1 U	NS	NS	NS	NS	NS	< 81.6 U	NS	NS	NS	NS
Toluene	ug/kg	20000	67000	NE	500000	NS	NS	< 76.5 U	< 64.1 U	NS	NS	NS	NS	NS	**186**	NS	NS	NS	NS
Total Xylenes	ug/kg	**19500**	**19500**	NE	NE	NS	NS	< 153 U	< 128 U	NS	NS	NS	NS	NS	**395**	NS	NS	NS	NS
trans-1,2-Dichloroethylene	ug/kg	**2000**	20000	NE	500000	NS	NS	< 76.5 U	< 64.1 U	NS	NS	NS	NS	NS	< 81.6 U	NS	NS	NS	NS
Trichloroethene	ug/kg	**100**	**1000**	NE	56000	NS	NS	< 76.5 U	< 64.1 U	NS	NS	NS	NS	NS	< 81.6 U	NS	NS	NS	NS
Vinyl chloride	ug/kg	**40**	**400**	NE	**320**	NS	NS	< 76.5 U	< 64.1 U	NS	NS	NS	NS	NS	< 81.6 U	NS	NS	NS	NS
VOCs-SPLP																			
Total VOC-SPLP	ug/l	NE	NE	NE	NE	NS	NS	NS	NS	NS	NS	NS	NS	NS	NS	NS	NS	NS	NS
SVOC-SIMs																			
Benzo(a)pyrene	ug/kg	1000	1000	NE	1000	NS	NS	NS	NS	NS	< 76	NS	NS	NS	NS	NS	NS	NS	NS
Benzo(b)fluoranthene	ug/kg	1000	1000	NE	1000	NS	NS	NS	NS	NS	< 76	NS	NS	NS	NS	NS	NS	NS	NS
Fluoranthene	ug/kg	5600	56000	NE	1000000	NS	NS	NS	NS	NS	< 76	NS	NS	NS	NS	NS	NS	NS	NS
Pyrene	ug/kg	4000	40000	NE	1000000	NS	NS	NS	NS	NS	< 76	NS	NS	NS	NS	NS	NS	NS	NS
SVOCs																			
1-Methylnaphthalene	ug/kg	*200*	*1000*	NE	*21000*	NS	NS	NS	< 195 U	< 365 U	NS	NS	NS	NS	NS	< 352 U	NS	NS	NS
2-Methylnaphthalene	ug/kg	*560*	*5600*	NE	*270000*	NS	NS	NS	< 195 U	< 365 U	NS	NS	NS	NS	NS	< 352 U	NS	NS	NS
Acenaphthene	ug/kg	*8400*	*84000*	NE	*1000000*	NS	NS	NS	< 195 U	< 365 U	NS	NS	NS	NS	NS	< 352 U	NS	NS	NS
Acenaphthylene	ug/kg	8400	84000	NE	1000000	NS	NS	NS	< 195 U	< 365 U	NS	NS	NS	NS	NS	< 352 U	NS	NS	NS
Anthracene	ug/kg	40000	400000	NE	1000000	NS	NS	NS	< 195 U	< 365 U	NS	NS	NS	NS	NS	< 352 U	NS	NS	NS
Benzo(a)anthracene	ug/kg	**1000**	**1000**	NE	**1000**	NS	NS	NS	< 195 U	< 365 U	NS	NS	NS	NS	NS	< 352 U	NS	NS	NS
Benzo(a)pyrene	ug/kg	**1000**	**1000**	NE	**1000**	NS	NS	NS	< 195 U	< 365 U	NS	NS	NS	NS	NS	< 352 U	NS	NS	NS
Benzo(b)fluoranthene	ug/kg	**1000**	**1000**	NE	**1000**	NS	NS	NS	< 195 U	< 365 U	NS	NS	NS	NS	NS	< 352 U	NS	NS	NS
Benzo(g,h,i)perylene	ug/kg	*1000*	*1000*	NE	*8400*	NS	NS	NS	< 195 U	< 365 U	NS	NS	NS	NS	NS	< 352 U	NS	NS	NS
Benzo(k)fluoranthene	ug/kg	**1000**	**1000**	NE	**8400**	NS	NS	NS	< 195 U	< 365 U	NS	NS	NS	NS	NS	< 352 U	NS	NS	NS
Bis(2-ethylhexyl)phthalate	ug/kg	**1000**	11000	NE	44000	NS	NS	NS	NS	NS	NS	NS	NS	NS	NS	NS	NS	NS	NS
Chrysene	ug/kg	*1000*	*1000*	NE	*84000*	NS	NS	NS	< 195 U	< 365 UJ	NS	NS	NS	NS	NS	< 352 U	NS	NS	NS
Dibenzo(a,h)anthracene	ug/kg	*1000*	*1000*	NE	***1000***	NS	NS	NS	< 195 U	< 365 U	NS	NS	NS	NS	NS	< 352 U	NS	NS	NS
Fluoranthene	ug/kg	**5600**	56000	NE	1000000	NS	NS	NS	< 195 U	< 365 U	NS	NS	NS	NS	NS	< 352 U	NS	NS	NS
Fluorene	ug/kg	**5600**	56000	NE	1000000	NS	NS	NS	< 195 U	< 365 U	NS	NS	NS	NS	NS	< 352 U	NS	NS	NS
Indeno(1,2,3-cd)pyrene	ug/kg	*1000*	*1000*	NE	***1000***	NS	NS	NS	< 195 U	< 365 U	NS	NS	NS	NS	NS	< 352 U	NS	NS	NS
Naphthalene	ug/kg	**5600**	56000	NE	1000000	NS	NS	NS	< 195 U	< 365 U	NS	NS	NS	NS	NS	< 352 U	NS	NS	NS
Phenanthrene	ug/kg	**4000**	40000	NE	1000000	NS	NS	NS	< 195 U	< 365 U	NS	NS	NS	NS	NS	< 352 U	NS	NS	NS
Pyrene	ug/kg	**4000**	40000	NE	1000000	NS	NS	NS	< 195 U	< 365 U	NS	NS	NS	NS	NS	< 352 U	NS	NS	NS
SVOCs-SPLP																			
1-Methylnaphthalene	ug/l	NE	NE	*50*	NE	NS	NS	NS	NS	NS	NS	NS	NS	NS	NS	NS	NS	NS	NS
2-Methylnaphthalene	ug/l	NE	NE	*280*	NE	NS	NS	NS	NS	NS	NS	NS	NS	NS	NS	NS	NS	NS	NS
Acenaphthene	ug/l	NE	NE	*4200*	NE	NS	NS	NS	NS	NS	NS	NS	NS	NS	NS	NS	NS	NS	NS
Anthracene	ug/l	NE	NE	20000	NE	NS	NS	NS	NS	NS	NS	NS	NS	NS	NS	NS	NS	NS	NS
Benzo(a)anthracene	ug/l	NE	NE	0.6	NE	NS	NS	NS	NS	NS	NS	NS	NS	NS	NS	NS	NS	NS	NS
Fluoranthene	ug/l	NE	NE	2800	NE	NS	NS	NS	NS	NS	NS	NS	NS	NS	NS	NS	NS	NS	NS
Fluorene	ug/l	NE	NE	2800	NE	NS	NS	NS	NS	NS	NS	NS	NS	NS	NS	NS	NS	NS	NS
Naphthalene	ug/l	NE	NE	2800	NE	NS	NS	NS	NS	NS	NS	NS	NS	NS	NS	NS	NS	NS	NS
Phenanthrene	ug/l	NE	NE	2000	NE	NS	NS	NS	NS	NS	NS	NS	NS	NS	NS	NS	NS	NS	NS
Pyrene	ug/l	NE	NE	2000	NE	NS	NS	NS	NS	NS	NS	NS	NS	NS	NS	NS	NS	NS	NS

Table 2
AOC 1 Non-PCB Soil Analytical Data
EC Application

Greenwich High School
10 Hillside Road
Greenwich, CT

Location ID						SOUTH-B2	SOUTH-B3	SS-234	SS-234	T12-SS146	T12-SS146A	T13-SS38	T13-SS38	T14-SB330	T14-SB330	T14-SB330	T15-SB365	T15-SB365	T15-SB365
Depth Interval						0.5 - 1 ft	0.5 - 1 ft	0 - 0.25 ft	0 - 0.25 ft	0 - 0.5 ft	0 - 1 ft	0 - 0.5 ft	0 - 0.25 ft	1.5 - 2 ft	5 - 5.5 ft	5.5 - 6.5 ft	1.5 - 2 ft	11.5 - 12 ft	2.5 - 3 ft
Sample ID	Unit	2013 GA PMC	2013 GB PMC	GWPC x 10	2013 RES DEC	SOUTH-B2 (0.5-1)-1	SOUTH-B3 (0.5-1)-1	UPLICATE-18-0815	SS-234 0-3-081511	T12-SS146-080511	-SS146A(0-1)_0625	T13-SS38-080411	T13SS38 0-3	T14-SB330 (1.5-2)-1	-SB330 (5-5.5) 0411	SB330 (5.5-6.5) 041	T15-SB365 (1.5-2)-1	B365 (11.5-12)-041	-SB365 (2.5-3)-0412
Sample Date						4/6/2020	4/6/2020	8/15/2011	8/15/2011	8/5/2011	6/25/2013	8/4/2011	8/31/2011	9/16/2020	4/11/2012	4/11/2012	9/16/2020	4/12/2012	4/12/2012
SDG						20D0237	20D0237	SB33506	SB33506	SB32945	SB72106	SB32875	SB34491	20I0847	SB47196	SB47196	20I0847	SB47192	SB47192
Metals																			
Antimony	mg/kg	NE	NE	NE	**27**	NS	NS	NS	NS	NS	NS	NS	NS	NS	< 8.21 UJ	< 4.64 UJ	NS	< 5.12 U	< 4.90 U
Arsenic	mg/kg	NE	NE	NE	**10**	**7.2**	**6.9**	NS	**1.77**	**2.38**	NS	NS	NS	NS	**3.14**	< 1.39 U	NS	< 1.53 U	< 1.47 U
Barium	mg/kg	NE	NE	NE	4700	NS	NS	NS	NS	NS	NS	NS	NS	NS	**450**	**144**	NS	**46.5**	**109**
Beryllium	mg/kg	NE	NE	NE	**2**	NS	NS	NS	NS	NS	NS	NS	NS	NS	< 0.587 U	**0.584**	NS	< 0.512 U	**0.656**
Cadmium	mg/kg	NE	NE	NE	**34**	NS	NS	NS	< 0.508 U	< 0.36 U	NS	NS	NS	NS	**2.74**	< 0.464 U	NS	< 0.512 U	< 0.490 U
Chromium	mg/kg	NE	NE	NE	NE	NS	NS	NS	**51.9**	**17.7**	NS	NS	NS	NS	**70.2**	**30.9**	NS	**12.7**	**26.1**
Copper	mg/kg	NE	NE	NE	**2500**	NS	NS	NS	NS	NS	NS	NS	NS	NS	**610**	**26.2**	NS	**9.21**	**30.5**
Lead	mg/kg	NE	NE	NE	**400**	NS	NS	NS	**35.9**	**3.63**	NS	NS	NS	**37**	**1040 J**	**108 J**	NS	**3.37**	**68.4**
Mercury	mg/kg	NE	NE	NE	20	NS	NS	NS	**0.0492**	< 0.07 U	NS	NS	NS	NS	**0.660 J+**	**0.0451 J+**	NS	< 0.0294 U	**0.0537**
Nickel	mg/kg	NE	NE	NE	**1400**	NS	NS	NS	NS	NS	NS	NS	NS	NS	**48.5**	**26.2**	NS	**8.36**	**16.5**
Selenium	mg/kg	NE	NE	NE	340	NS	NS	NS	NS	NS	NS	NS	NS	NS	< 1.76 U	< 1.39 U	NS	< 1.53 U	< 1.47 U
Silver	mg/kg	NE	NE	NE	340	NS	NS	NS	NS	NS	NS	NS	NS	NS	**1.82**	**1.47**	NS	< 1.53 U	< 1.47 U
Thallium	mg/kg	NE	NE	NE	**5.4**	NS	NS	NS	NS	NS	NS	NS	NS	NS	< 6.45 U	< 2.78 U	NS	< 3.07 U	< 2.94 U
Vanadium	mg/kg	NE	NE	NE	**470**	NS	NS	NS	NS	NS	NS	NS	NS	NS	**55.6**	**37.6**	NS	**15.4**	**32.4**
Zinc	mg/kg	NE	NE	NE	**20000**	NS	NS	NS	NS	NS	NS	NS	NS	NS	**1510**	**107**	NS	**18.9**	**98.2**
Metals-SPLP																			
Antimony	ug/l	**6**	60	NE	NE	NS	NS	NS	NS	NS	NS	NS	NS	NS	NS	NS	NS	NS	NS
Arsenic	ug/l	50	500	NE	NE	NS	NS	NS	NS	NS	NS	NS	NS	NS	NS	NS	NS	NS	NS
Barium	ug/l	1000	10000	NE	NE	NS	NS	NS	NS	NS	NS	NS	NS	NS	NS	NS	NS	NS	NS
Cadmium	ug/l	**5**	**50**	NE	NE	NS	NS	NS	NS	NS	NS	NS	NS	NS	NS	NS	NS	NS	NS
Chromium	ug/l	50	500	NE	NE	NS	NS	NS	NS	NS	NS	NS	NS	NS	NS	NS	NS	NS	NS
Copper	ug/l	1300	13000	NE	NE	NS	NS	NS	NS	NS	NS	NS	NS	NS	NS	NS	NS	NS	NS
Lead	ug/l	**15**	**150**	NE	NE	NS	NS	NS	NS	NS	NS	NS	NS	NS	NS	NS	NS	NS	NS
Nickel	ug/l	100	1000	NE	NE	NS	NS	NS	NS	NS	NS	NS	NS	NS	NS	NS	NS	NS	NS
Vanadium	ug/l	50	500	NE	NE	NS	NS	NS	NS	NS	NS	NS	NS	NS	NS	NS	NS	NS	NS
Zinc	ug/l	5000	50000	NE	NE	NS	NS	NS	NS	NS	NS	NS	NS	NS	NS	NS	NS	NS	NS
Cyanide																			
Cyanide	mg/kg	NE	NE	NE	1400	NS	NS	NS	NS	NS	NS	NS	NS	NS	NS	NS	NS	NS	NS
PCBs																			
Aroclor 1242	ug/kg	NE	NE	NE	NE	< 92	< 90	< 25.4 U	< 23.9 U	< 21.6 U	NS	< 21.2 U	< 21.8	< 1800	< 23800 U	< 1030 U	< 3300	< 21.9 U	< 22.2 U
Aroclor 1248	ug/kg	NE	NE	NE	NE	**160**	< 90	< 25.4 U	< 23.9 U	< 21.6 U	NS	< 21.2 U	< 21.8	**3200**	**236000**	**16400**	**7600**	< 21.9 U	**27400**
Aroclor 1254	ug/kg	NE	NE	NE	NE	**160**	< 90	< 25.4 U	< 23.9 U	< 21.6 U	NS	< 21.2 U	< 21.8	< 1800	< 23800 U	< 1030 U	< 3300	< 21.9 U	< 22.2 U
Aroclor 1260	ug/kg	NE	NE	NE	NE	< 92	< 90	< 25.4 U	< 23.9 U	< 21.6 U	NS	< 21.2 U	< 21.8	< 1800	< 23800 U	< 1030 U	< 3300	< 21.9 U	**374**
Aroclor 1262	ug/kg	NE	NE	NE	NE	< 92	< 90	< 25.4 U	< 23.9 U	< 21.6 U	NS	< 21.2 U	< 21.8	< 1800	< 23800 U	< 1030 U	< 3300	< 21.9 U	< 22.2 U
Total PCB Aroclors	ug/kg	**NE**	NE	NE	**1000**	**320**	< 90	< 25.4 U	< 23.9 U	< 21.6 U	NS	< 21.2 U	< 21.8 U	**3200**	**236000**	**16400**	**7600**	< 21.9 U	**27774**
PCBs-SPLP																			
Aroclor 1242	ug/l	NE	NE	NE	NE	NS	NS	NS	NS	NS	NS	NS	NS	NS	NS	NS	NS	NS	NS
Aroclor 1248	ug/l	NE	NE	NE	NE	NS	NS	NS	NS	NS	NS	NS	NS	NS	NS	NS	NS	NS	NS
Aroclor 1260	ug/l	NE	NE	NE	NE	NS	NS	NS	NS	NS	NS	NS	NS	NS	NS	NS	NS	NS	NS
Total PCB Aroclors	ug/l	**0.5**	**5**	NE	NE	NS	NS	NS	NS	NS	NS	NS	NS	NS	NS	NS	NS	NS	NS
Pesticides																			
4,4-DDD (p,p)	ug/kg	NE	NE	NE	NE	NS	NS	NS	< 8.30 U	< 6.14 U	NS	NS	< 8.85	NS	NS	NS	NS	NS	NS
4,4-DDE (p,p)	ug/kg	NE	NE	NE	NE	NS	NS	NS	**5.27**	< 3.84 U	NS	NS	< 5.53	NS	NS	NS	NS	NS	NS
4,4-DDT (p,p)	ug/kg	NE	NE	NE	1800	NS	NS	NS	**10.4**	< 6.14 U	NS	NS	< 8.85	NS	NS	NS	NS	NS	NS
alpha-Chlordane	ug/kg	NE	NE	NE	NE	NS	NS	NS	< 5.19 U	< 3.84 U	NS	NS	< 5.53	NS	NS	NS	NS	NS	NS
Chlordane	ug/kg	NE	NE	NE	**490**	NS	NS	NS	< 20.7 U	< 15.4 U	NS	NS	< 22.1	NS	NS	NS	NS	NS	NS
Endrin	ug/kg	NE	NE	NE	20000	NS	NS	NS	< 8.30 U	< 6.14 U	NS	NS	< 8.85	NS	NS	NS	NS	NS	NS
gamma-Chlordane	ug/kg	NE	NE	NE	NE	NS	NS	NS	< 5.19 U	< 3.84 U	NS	NS	< 5.53	NS	NS	NS	NS	NS	NS
Methoxychlor	ug/kg	800	8000	NE	340000	NS	NS	NS	< 8.30 U	< 6.14 U	NS	NS	< 8.85	NS	NS	NS	NS	NS	NS
Total DDx	ug/kg	***3***	***20***	NE	1800	NS	NS	NS	**15.67**	< 6.14	NS	NS	< 8.85	NS	NS	NS	NS	NS	NS
Pesticides-SPLP																			
Chlordane	ug/l	NE	NE	**3**	NE	NS	NS	NS	NS	NS	NS	NS	NS	NS	NS	NS	NS	NS	NS
Herbicides																			
Total Herbicides	ug/kg	NE	NE	NE	NE	NS	NS	NS	NS	< 7.32 U	NS	NS	NS	NS	NS	NS	NS	NS	NS

Notes:
This is a summary table. Only detected analytes are shown.
<0.010 = Not detected above the laboratory reporting limit
Bold = Detected above reporting limit
Yellow highlighted cells exceed the 2013 GA PMC
Green highlighted cells exceed the 2013 GB PMC
Blue highlighted cells exceed the 2013 RES DEC
RES DEC = Residential Direct Exposure Criteria
GA PMC = Pollutant Mobility Criteria for GA classified groundwater areas
GB PMC = Pollutant Mobility Criteria for GB classified groundwater areas
GWPC = Groundwater Protection Criteria
Italicized criteria indicate that criteria value is from CTDEEP Recommended Criteria Values for Common Additional Polluting Substances and Alternative Criteria Requests (September 2018)
NE = Criteria has not been established
NS = Not sampled for this constituent
ug/kg = micrograms per kilogram
ug/l = micrograms per liter
mg/kg = milligrams per kilogram
U = The analyte was not detected above the detection limit
J+ = Result may be biased high
J-= Result may be biased low
J = Result is considered estimated
UJ = The analyte was not detected at a level greater than or equal to the adjusted DL. However, the reported adjusted DL is approximate and may be inaccurate or imprecise.

Table 2
AOC 1 Non-PCB Soil Analytical Data
EC Application

Location ID						T15-SB365	T16-SB367	T16-SB367	T16-SB367	T17-SS265	T6-SB428	T6-SB428	T6-SB428	T6-SS223	U11-SB421	U11-SB421	U11-SB421	U11-SB421	U12-SS195
Depth Interval						4 - 5 ft	11.5 - 12 ft	2 - 2.5 ft	7 - 8 ft	0 - 0.25 ft	1 - 2 ft	11.5 - 12.5 ft	5 - 6 ft	0 - 0.25 ft	1.5 - 2 ft	11.5 - 12.5 ft	2 - 3 ft	6 - 7 ft	0 - 0.25 ft
Sample ID	Unit	2013 GA PMC	2013 GB PMC	GWPC x 10	2013 RES DEC	-SB365 (4-5)-04121	SB367 (11.5-12) 041	-SB367 (2-2.5) 0412	-SB367 (7-8)-04101	T17-SS265 (0-3)	-SB428(1-2)070312	B428(11.5-12.5)0703	-SB428(5-6)070312	T6-SS223 0-3	U11-SB421 (1.5-2)-	SB421(11.5-12.5)070	1-SB421(2-3)0702	1-SB421(6-7)0702	U12-SS195 0-3
Sample Date						4/12/2012	4/12/2012	4/12/2012	4/10/2012	8/22/2011	7/3/2012	7/3/2012	7/3/2012	8/12/2011	9/16/2020	7/2/2012	7/2/2012	7/2/2012	8/12/2011
SDG						SB47192	SB47192	SB47192	SB47192	SB33952	SB52216	SB52216	SB52216	SB33374	20I0847	SB52216	SB52216	SB52216	SB33374
CTETPH																			
Aliphatic Hydrocarbons (ETPH) C9-C36	mg/kg	**500**	**2500**	NE	**500**	< 14.3 U	NS	NS	< 14.5 U	NS	NS	NS	< 52.2 U	NS	**190**	NS	NS	**1060**	< 35.5 U
Total Petroleum Hydrocarbons	mg/kg	**500**	**2500**	NE	**500**	< 14.3 U	NS	NS	< 14.5 U	NS	NS	NS	< 52.2 U	NS	NS	NS	NS	**1060**	< 35.5 U
Unidentified	mg/kg	NE	NE	NE	NE	< 14.3 U	NS	NS	< 14.5 U	NS	NS	NS	< 52.2 U	NS	NS	NS	NS	**1060**	< 35.5 U
CTETPH-SPLP																			
Aliphatic Hydrocarbons (ETPH) C9-C36	mg/l	NE	NE	2.5	NE	NS	NS	NS	NS	NS	NS	NS	NS	NS	NS	NS	NS	NS	NS
Total Petroleum Hydrocarbons	mg/l	NE	NE	NE	NE	NS	NS	NS	NS	NS	NS	NS	NS	NS	NS	NS	NS	NS	NS
Unidentified	mg/l	NE	NE	NE	NE	NS	NS	NS	NS	NS	NS	NS	NS	NS	NS	NS	NS	NS	NS
VOCs																			
1,1,1-Trichloroethane	ug/kg	4000	40000	NE	500000	NS	NS	NS	< 7.3 U	NS	NS	NS	NS	NS	NS	NS	NS	NS	NS
1,1-Dichloroethane	ug/kg	**1400**	14000	NE	500000	NS	NS	NS	< 7.3 U	NS	NS	NS	NS	NS	NS	NS	NS	NS	NS
1,2,4-Trichlorobenzene	ug/kg	NE	NE	NE	21000	NS	NS	NS	< 7.3 U	NS	NS	NS	NS	NS	NS	NS	NS	NS	NS
1,2,4-Trimethylbenzene	ug/kg	NE	NE	NE	500000	NS	NS	NS	< 7.3 U	NS	NS	NS	NS	NS	NS	NS	NS	NS	NS
1,2-Dichlorobenzene	ug/kg	3100	3100	NE	500000	NS	NS	NS	< 7.3 U	NS	NS	NS	NS	NS	NS	NS	NS	NS	NS
1,2-Dichloroethane	ug/kg	**20**	200	NE	6700	NS	NS	NS	< 7.3 U	NS	NS	NS	NS	NS	NS	NS	NS	NS	NS
1,3,5-Trimethylbenzene	ug/kg	NE	NE	NE	500000	NS	NS	NS	< 7.3 U	NS	NS	NS	NS	NS	NS	NS	NS	NS	NS
1,3-Dichlorobenzene	ug/kg	12000	120000	NE	500000	NS	NS	NS	< 7.3 U	NS	NS	NS	NS	NS	NS	NS	NS	NS	NS
1,4-Dichlorobenzene	ug/kg	1500	15000	NE	26000	NS	NS	NS	< 7.3 U	NS	NS	NS	NS	NS	NS	NS	NS	NS	NS
2-Butanone (MEK)	ug/kg	8000	80000	NE	500000	NS	NS	NS	< 72.5 UJ	NS	NS	NS	NS	NS	NS	NS	NS	NS	NS
Acetone	ug/kg	14000	140000	NE	500000	NS	NS	NS	< 72.5 U	NS	NS	NS	NS	NS	NS	NS	NS	NS	NS
Benzene	ug/kg	**20**	**200**	NE	21000	NS	NS	NS	< 7.3 U	NS	NS	NS	NS	NS	NS	NS	NS	NS	NS
Chlorobenzene	ug/kg	2000	20000	NE	500000	NS	NS	NS	< 7.3 U	NS	NS	NS	NS	NS	NS	NS	NS	NS	NS
Chloroethane	ug/kg	NE	NE	NE	130000	NS	NS	NS	< 14.5 U	NS	NS	NS	NS	NS	NS	NS	NS	NS	NS
cis-1,2-Dichloroethylene	ug/kg	**1400**	**14000**	NE	500000	NS	NS	NS	< 7.3 U	NS	NS	NS	NS	NS	NS	NS	NS	NS	NS
Ethyl ether	ug/kg	NE	NE	NE	NE	NS	NS	NS	< 7.3 U	NS	NS	NS	NS	NS	NS	NS	NS	NS	NS
Ethylbenzene	ug/kg	**10100**	**10100**	NE	500000	NS	NS	NS	< 7.3 U	NS	NS	NS	NS	NS	NS	NS	NS	NS	NS
Isopropylbenzene	ug/kg	NE	NE	NE	500000	NS	NS	NS	< 7.3 U	NS	NS	NS	NS	NS	NS	NS	NS	NS	NS
m,p-Xylenes	ug/kg	NE	**19500**	NE	NE	NS	NS	NS	< 14.5 U	NS	NS	NS	NS	NS	NS	NS	NS	NS	NS
Methyl Isobutyl Ketone	ug/kg	7000	14000	NE	500000	NS	NS	NS	< 72.5 U	NS	NS	NS	NS	NS	NS	NS	NS	NS	NS
Naphthalene	ug/kg	**5600**	56000	NE	1000000	NS	NS	NS	< 7.3 U	NS	NS	NS	NS	NS	NS	NS	NS	NS	NS
n-Butylbenzene	ug/kg	NE	NE	NE	500000	NS	NS	NS	< 7.3 U	NS	NS	NS	NS	NS	NS	NS	NS	NS	NS
n-Propylbenzene	ug/kg	NE	NE	NE	500000	NS	NS	NS	< 7.3 U	NS	NS	NS	NS	NS	NS	NS	NS	NS	NS
o-Xylene	ug/kg	NE	**19500**	NE	NE	NS	NS	NS	< 7.3 U	NS	NS	NS	NS	NS	NS	NS	NS	NS	NS
p-Isopropyltoluene	ug/kg	NE	NE	NE	500000	NS	NS	NS	< 7.3 U	NS	NS	NS	NS	NS	NS	NS	NS	NS	NS
sec-Butylbenzene	ug/kg	NE	NE	NE	500000	NS	NS	NS	< 7.3 U	NS	NS	NS	NS	NS	NS	NS	NS	NS	NS
Styrene	ug/kg	2000	20000	NE	500000	NS	NS	NS	< 7.3 U	NS	NS	NS	NS	NS	NS	NS	NS	NS	NS
tert-butylbenzene	ug/kg	NE	NE	NE	500000	NS	NS	NS	< 7.3 U	NS	NS	NS	NS	NS	NS	NS	NS	NS	NS
Tetrachloroethylene	ug/kg	**100**	1000	NE	12000	NS	NS	NS	< 7.3 U	NS	NS	NS	NS	NS	NS	NS	NS	NS	NS
Toluene	ug/kg	20000	67000	NE	500000	NS	NS	NS	< 7.3 U	NS	NS	NS	NS	NS	NS	NS	NS	NS	NS
Total Xylenes	ug/kg	**19500**	**19500**	NE	NE	NS	NS	NS	< 14.5 U	NS	NS	NS	NS	NS	NS	NS	NS	NS	NS
trans-1,2-Dichloroethylene	ug/kg	**2000**	20000	NE	500000	NS	NS	NS	< 7.3 U	NS	NS	NS	NS	NS	NS	NS	NS	NS	NS
Trichloroethene	ug/kg	**100**	**1000**	NE	56000	NS	NS	NS	< 7.3 U	NS	NS	NS	NS	NS	NS	NS	NS	NS	NS
Vinyl chloride	ug/kg	**40**	**400**	NE	**320**	NS	NS	NS	< 7.3 U	NS	NS	NS	NS	NS	NS	NS	NS	NS	NS
VOCs-SPLP																			
Total VOC-SPLP	ug/l	NE	NE	NE	NE	NS	NS	NS	NS	NS	NS	NS	NS	NS	NS	NS	NS	NS	NS
SVOC-SIMs																			
Benzo(a)pyrene	ug/kg	1000	1000	NE	1000	NS	NS	NS	NS	NS	NS	NS	NS	NS	NS	NS	NS	NS	NS
Benzo(b)fluoranthene	ug/kg	1000	1000	NE	1000	NS	NS	NS	NS	NS	NS	NS	NS	NS	NS	NS	NS	NS	NS
Fluoranthene	ug/kg	5600	56000	NE	1000000	NS	NS	NS	NS	NS	NS	NS	NS	NS	NS	NS	NS	NS	NS
Pyrene	ug/kg	4000	40000	NE	1000000	NS	NS	NS	NS	NS	NS	NS	NS	NS	NS	NS	NS	NS	NS
SVOCs																			
1-Methylnaphthalene	ug/kg	*200*	*1000*	NE	*21000*	< 354 U	NS	NS	< 361 U	NS	NS	NS	< 328 U	NS	NS	NS	NS	< 1940 U	NS
2-Methylnaphthalene	ug/kg	*560*	*5600*	NE	*270000*	< 354 U	NS	NS	< 361 U	NS	NS	NS	< 328 U	NS	NS	NS	NS	< 1940 U	NS
Acenaphthene	ug/kg	*8400*	*84000*	NE	*1000000*	< 354 U	NS	NS	< 361 U	NS	NS	NS	< 328 U	NS	NS	NS	NS	< 1940 U	NS
Acenaphthylene	ug/kg	8400	84000	NE	1000000	< 354 U	NS	NS	< 361 U	NS	NS	NS	< 328 U	NS	NS	NS	NS	< 1940 U	NS
Anthracene	ug/kg	40000	400000	NE	1000000	< 354 U	NS	NS	< 361 U	NS	NS	NS	< 328 U	NS	NS	NS	NS	< 1940 U	NS
Benzo(a)anthracene	ug/kg	**1000**	**1000**	NE	**1000**	< 354 U	NS	NS	< 361 U	NS	NS	NS	< 328 U	NS	NS	NS	NS	< 1940 U	NS
Benzo(a)pyrene	ug/kg	**1000**	**1000**	NE	**1000**	< 354 U	NS	NS	< 361 U	NS	NS	NS	< 328 U	NS	NS	NS	NS	< 1940 U	NS
Benzo(b)fluoranthene	ug/kg	**1000**	**1000**	NE	**1000**	< 354 U	NS	NS	< 361 U	NS	NS	NS	< 328 U	NS	NS	NS	NS	< 1940 U	NS
Benzo(g,h,i)perylene	ug/kg	*1000*	*1000*	NE	*8400*	< 354 U	NS	NS	< 361 U	NS	NS	NS	< 328 U	NS	NS	NS	NS	< 1940 U	NS
Benzo(k)fluoranthene	ug/kg	**1000**	**1000**	NE	**8400**	< 354 U	NS	NS	< 361 U	NS	NS	NS	< 328 U	NS	NS	NS	NS	< 1940 U	NS
Bis(2-ethylhexyl)phthalate	ug/kg	**1000**	11000	NE	44000	NS	NS	NS	NS	NS	NS	NS	NS	NS	NS	NS	NS	NS	NS
Chrysene	ug/kg	*1000*	*1000*	NE	*84000*	< 354 U	NS	NS	< 361 U	NS	NS	NS	< 328 U	NS	NS	NS	NS	< 1940 U	NS
Dibenzo(a,h)anthracene	ug/kg	*1000*	*1000*	NE	***1000***	< 354 U	NS	NS	< 361 U	NS	NS	NS	< 328 U	NS	NS	NS	NS	< 1940 U	NS
Fluoranthene	ug/kg	**5600**	56000	NE	1000000	< 354 U	NS	NS	< 361 U	NS	NS	NS	< 328 U	NS	NS	NS	NS	**1940**	NS
Fluorene	ug/kg	**5600**	56000	NE	1000000	< 354 U	NS	NS	< 361 U	NS	NS	NS	< 328 U	NS	NS	NS	NS	< 1940 U	NS
Indeno(1,2,3-cd)pyrene	ug/kg	*1000*	*1000*	NE	***1000***	< 354 U	NS	NS	< 361 U	NS	NS	NS	< 328 U	NS	NS	NS	NS	< 1940 U	NS
Naphthalene	ug/kg	**5600**	56000	NE	1000000	< 354 U	NS	NS	< 361 U	NS	NS	NS	< 328 U	NS	NS	NS	NS	< 1940 U	NS
Phenanthrene	ug/kg	**4000**	40000	NE	1000000	< 354 U	NS	NS	< 361 U	NS	NS	NS	< 328 U	NS	NS	NS	NS	< 1940 U	NS
Pyrene	ug/kg	**4000**	40000	NE	1000000	< 354 U	NS	NS	< 361 U	NS	NS	NS	< 328 U	NS	NS	NS	NS	< 1940 U	NS
SVOCs-SPLP																			
1-Methylnaphthalene	ug/l	NE	NE	*50*	NE	NS	NS	NS	NS	NS	NS	NS	NS	NS	NS	NS	NS	NS	NS
2-Methylnaphthalene	ug/l	NE	NE	*280*	NE	NS	NS	NS	NS	NS	NS	NS	NS	NS	NS	NS	NS	NS	NS
Acenaphthene	ug/l	NE	NE	*4200*	NE	NS	NS	NS	NS	NS	NS	NS	NS	NS	NS	NS	NS	NS	NS
Anthracene	ug/l	NE	NE	20000	NE	NS	NS	NS	NS	NS	NS	NS	NS	NS	NS	NS	NS	NS	NS
Benzo(a)anthracene	ug/l	NE	NE	0.6	NE	NS	NS	NS	NS	NS	NS	NS	NS	NS	NS	NS	NS	NS	NS
Fluoranthene	ug/l	NE	NE	2800	NE	NS	NS	NS	NS	NS	NS	NS	NS	NS	NS	NS	NS	NS	NS
Fluorene	ug/l	NE	NE	2800	NE	NS	NS	NS	NS	NS	NS	NS	NS	NS	NS	NS	NS	NS	NS
Naphthalene	ug/l	NE	NE	2800	NE	NS	NS	NS	NS	NS	NS	NS	NS	NS	NS	NS	NS	NS	NS
Phenanthrene	ug/l	NE	NE	2000	NE	NS	NS	NS	NS	NS	NS	NS	NS	NS	NS	NS	NS	NS	NS
Pyrene	ug/l	NE	NE	2000	NE	NS	NS	NS	NS	NS	NS	NS	NS	NS	NS	NS	NS	NS	NS

Table 2
AOC 1 Non-PCB Soil Analytical Data
EC Application

Location ID						T15-SB365	T16-SB367	T16-SB367	T16-SB367	T17-SS265	T6-SB428	T6-SB428	T6-SB428	T6-SS223	U11-SB421	U11-SB421	U11-SB421	U11-SB421	U12-SS195
Depth Interval						4 - 5 ft	11.5 - 12 ft	2 - 2.5 ft	7 - 8 ft	0 - 0.25 ft	1 - 2 ft	11.5 - 12.5 ft	5 - 6 ft	0 - 0.25 ft	1.5 - 2 ft	11.5 - 12.5 ft	2 - 3 ft	6 - 7 ft	0 - 0.25 ft
Sample ID	Unit	2013 GA PMC	2013 GB PMC	GWPC x 10	2013 RES DEC	-SB365 (4-5)-04121	SB367 (11.5-12) 041	-SB367 (2-2.5) 0412	-SB367 (7-8)-04101	T17-SS265 (0-3)	-SB428(1-2)070312	B428(11.5-12.5)0703	-SB428(5-6)070312	T6-SS223 0-3	U11-SB421 (1.5-2)-	SB421(11.5-12.5)070	1-SB421(2-3)0702	1-SB421(6-7)0702	U12-SS195 0-3
Sample Date						4/12/2012	4/12/2012	4/12/2012	4/10/2012	8/22/2011	7/3/2012	7/3/2012	7/3/2012	8/12/2011	9/16/2020	7/2/2012	7/2/2012	7/2/2012	8/12/2011
SDG						SB47192	SB47192	SB47192	SB47192	SB33952	SB52216	SB52216	SB52216	SB33374	20I0847	SB52216	SB52216	SB52216	SB33374
Metals																			
Antimony	mg/kg	NE	NE	NE	**27**	< 5.24 U	< 5.49 U	< 5.01 U	< 5.17 U	NS	< 5.46 UJ	< 5.31 UJ	< 9.66 UJ	NS	NS	< 18.3 UJ	< 5.23 UJ	< 5.77 UJ	NS
Arsenic	mg/kg	NE	NE	NE	**10**	< 1.57 U	< 1.65 U	< 1.50 U	< 7.75 U	**2.84**	< 1.64 U	< 1.59 U	**4.97**	**5.66**	NS	< 5.50 UJ	**7.59 J-**	**9.17 J-**	NS
Barium	mg/kg	NE	NE	NE	4700	**74.0**	**35.0**	**92.7**	**56.4**	NS	**48.3 J+**	**83.1 J+**	**203 J+**	NS	NS	**172 J**	**239 J**	**623 J**	NS
Beryllium	mg/kg	NE	NE	NE	**2**	**0.529**	< 0.549 U	**0.591**	**0.651**	NS	< 0.546 U	< 0.531 U	**1.25**	NS	NS	< 1.83 UJ	< 0.523 UJ	< 0.577 UJ	NS
Cadmium	mg/kg	NE	NE	NE	**34**	< 0.524 U	< 0.549 U	< 0.501 U	< 0.517 U	NS	< 0.546 UJ	< 0.531 UJ	< 0.966 UJ	**0.622**	NS	< 1.83 UJ	**1.15 J-**	**3.82 J-**	NS
Chromium	mg/kg	NE	NE	NE	NE	**17.0**	**10.8**	**20.7**	**20.6**	NS	**12.2 J-**	**12.1 J-**	**34.2 J-**	**17.7**	NS	**20.0 J**	**22.8 J-**	**44.3 J-**	NS
Copper	mg/kg	NE	NE	NE	**2500**	**14.7**	**7.47**	**12.9**	**5.23**	NS	**9.54 J**	**14.3 J**	**25.2 J**	NS	NS	**29.7 J**	**136 J**	**281 J**	NS
Lead	mg/kg	NE	NE	NE	**400**	**4.41**	**3.87**	**13.3**	**4.96**	NS	**2.91 J**	**3.75 J**	**10.8 J**	**63.3**	**430**	< 5.50 UJ	**478 J**	**2310 J**	NS
Mercury	mg/kg	NE	NE	NE	20	< 0.0304 U	< 0.0308 U	< 0.0305 U	< 0.0328 U	NS	< 0.0340 U	< 0.0318 U	< 0.0592 U	**1.05**	NS	**0.117 J**	**0.268 J+**	**0.748 J+**	NS
Nickel	mg/kg	NE	NE	NE	**1400**	**12.5**	**6.61**	**11.0**	**9.59**	NS	**8.92 J-**	**10.7 J-**	**15.7 J-**	NS	NS	**29.8 J**	**19.1 J-**	**85.1 J-**	NS
Selenium	mg/kg	NE	NE	NE	340	< 1.57 U	< 1.65 U	< 1.50 U	< 1.55 U	NS	< 1.64 UJ	< 1.59 UJ	< 2.90 UJ	NS	NS	< 5.50 UJ	< 1.57 UJ	< 1.73 UJ	NS
Silver	mg/kg	NE	NE	NE	340	< 1.57 U	< 1.65 U	< 1.50 U	< 1.55 U	NS	< 1.64 UJ	< 1.59 UJ	< 2.90 UJ	NS	NS	< 5.50 UJ	< 1.57 UJ	**1.82 J-**	NS
Thallium	mg/kg	NE	NE	NE	**5.4**	< 3.14 U	< 3.30 U	< 3.01 U	< 3.10 U	NS	< 3.27 U	< 3.18 U	< 5.80 U	NS	NS	< 11.0 UJ	< 3.14 UJ	< 3.46 UJ	NS
Vanadium	mg/kg	NE	NE	NE	**470**	**17.2**	**13.3**	**21.7**	**19.7**	NS	**16.0**	**16.4**	**29.7**	NS	NS	**23.0 J**	**27.6**	**72.5**	NS
Zinc	mg/kg	NE	NE	NE	**20000**	**28.7**	**17.7**	**36.1**	**27.2**	NS	**19.6 J**	**15.9 J**	**18.7 J**	NS	NS	< 33.0 UJ	**376 J**	**1820 J**	NS
Metals-SPLP																			
Antimony	ug/l	**6**	60	NE	NE	NS	NS	NS	NS	NS	NS	NS	NS	NS	NS	NS	NS	NS	NS
Arsenic	ug/l	50	500	NE	NE	NS	NS	NS	NS	NS	NS	NS	NS	NS	NS	NS	NS	NS	NS
Barium	ug/l	1000	10000	NE	NE	NS	NS	NS	NS	NS	NS	NS	NS	NS	NS	NS	NS	NS	NS
Cadmium	ug/l	**5**	**50**	NE	NE	NS	NS	NS	NS	NS	NS	NS	NS	NS	NS	NS	NS	NS	NS
Chromium	ug/l	50	500	NE	NE	NS	NS	NS	NS	NS	NS	NS	NS	NS	NS	NS	NS	NS	NS
Copper	ug/l	1300	13000	NE	NE	NS	NS	NS	NS	NS	NS	NS	NS	NS	NS	NS	NS	NS	NS
Lead	ug/l	**15**	**150**	NE	NE	NS	NS	NS	NS	NS	NS	NS	NS	NS	NS	NS	NS	NS	NS
Nickel	ug/l	100	1000	NE	NE	NS	NS	NS	NS	NS	NS	NS	NS	NS	NS	NS	NS	NS	NS
Vanadium	ug/l	50	500	NE	NE	NS	NS	NS	NS	NS	NS	NS	NS	NS	NS	NS	NS	NS	NS
Zinc	ug/l	5000	50000	NE	NE	NS	NS	NS	NS	NS	NS	NS	NS	NS	NS	NS	NS	NS	NS
Cyanide																			
Cyanide	mg/kg	NE	NE	NE	1400	NS	NS	NS	NS	NS	NS	NS	NS	NS	NS	NS	NS	NS	NS
PCBs																			
Aroclor 1242	ug/kg	NE	NE	NE	NE	< 21.3 U	< 20.4 U	< 20.8 U	< 21.4 U	< 20.9 U	< 22.6 U	< 21.7 U	< 38.9 U	< 23.7 U	< 82	< 69.3 UJ	< 21.1 U	< 23.2 U	< 27.7 U
Aroclor 1248	ug/kg	NE	NE	NE	NE	< 21.3 U	< 20.4 U	**128**	< 21.4 U	< 20.9 U	< 22.6 U	< 21.7 U	< 38.9 U	< 23.7 U	**1500**	< 69.3 UJ	**1930**	**3130**	**72.2**
Aroclor 1254	ug/kg	NE	NE	NE	NE	< 21.3 U	< 20.4 U	< 20.8 U	< 21.4 U	< 20.9 U	< 22.6 U	< 21.7 U	< 38.9 U	< 23.7 U	< 82	< 69.3 UJ	< 21.1 U	< 23.2 U	< 27.7 U
Aroclor 1260	ug/kg	NE	NE	NE	NE	< 21.3 U	< 20.4 U	< 20.8 U	< 21.4 U	< 20.9 U	< 22.6 U	< 21.7 U	< 38.9 U	< 23.7 U	**100**	< 69.3 UJ	**151**	**215**	**35.4**
Aroclor 1262	ug/kg	NE	NE	NE	NE	< 21.3 U	< 20.4 U	< 20.8 U	< 21.4 U	< 20.9 U	< 22.6 U	< 21.7 U	< 38.9 U	< 23.7 U	< 82	< 69.3 UJ	< 21.1 U	< 23.2 U	< 27.7 U
Total PCB Aroclors	ug/kg	**NE**	NE	NE	**1000**	< 21.3 U	< 20.4 U	**128**	< 21.4 U	< 20.9 U	< 22.6 U	< 21.7 U	< 38.9 U	< 23.7 U	**1600**	< 69.3 U	**2080**	**3350**	**108**
PCBs-SPLP																			
Aroclor 1242	ug/l	NE	NE	NE	NE	NS	NS	NS	NS	NS	NS	NS	NS	NS	NS	NS	NS	NS	NS
Aroclor 1248	ug/l	NE	NE	NE	NE	NS	NS	NS	NS	NS	NS	NS	NS	NS	NS	NS	NS	NS	NS
Aroclor 1260	ug/l	NE	NE	NE	NE	NS	NS	NS	NS	NS	NS	NS	NS	NS	NS	NS	NS	NS	NS
Total PCB Aroclors	ug/l	**0.5**	**5**	NE	NE	NS	NS	NS	NS	NS	NS	NS	NS	NS	NS	NS	NS	NS	NS
Pesticides																			
4,4-DDD (p,p)	ug/kg	NE	NE	NE	NE	NS	NS	NS	NS	NS	NS	NS	NS	NS	NS	NS	NS	NS	< 11.1 UJ
4,4-DDE (p,p)	ug/kg	NE	NE	NE	NE	NS	NS	NS	NS	NS	NS	NS	NS	NS	NS	NS	NS	NS	< 6.93 UJ
4,4-DDT (p,p)	ug/kg	NE	NE	NE	1800	NS	NS	NS	NS	NS	NS	NS	NS	NS	NS	NS	NS	NS	< 11.1 UJ
alpha-Chlordane	ug/kg	NE	NE	NE	NE	NS	NS	NS	NS	NS	NS	NS	NS	NS	NS	NS	NS	NS	**21.6 J**
Chlordane	ug/kg	NE	NE	NE	**490**	NS	NS	NS	NS	NS	NS	NS	NS	NS	NS	NS	NS	NS	**70.1 J-**
Endrin	ug/kg	NE	NE	NE	20000	NS	NS	NS	NS	NS	NS	NS	NS	NS	NS	NS	NS	NS	< 11.1 UJ
gamma-Chlordane	ug/kg	NE	NE	NE	NE	NS	NS	NS	NS	NS	NS	NS	NS	NS	NS	NS	NS	NS	**18.3 J-**
Methoxychlor	ug/kg	800	8000	NE	340000	NS	NS	NS	NS	NS	NS	NS	NS	NS	NS	NS	NS	NS	< 11.1 UJ
Total DDx	ug/kg	***3***	***20***	NE	1800	NS	NS	NS	NS	NS	NS	NS	NS	NS	NS	NS	NS	NS	< 6.93
Pesticides-SPLP																			
Chlordane	ug/l	NE	NE	**3**	NE	NS	NS	NS	NS	NS	NS	NS	NS	NS	NS	NS	NS	NS	NS
Herbicides																			
Total Herbicides	ug/kg	NE	NE	NE	NE	NS	NS	NS	NS	NS	NS	NS	NS	NS	NS	NS	NS	NS	NS

Notes:
This is a summary table. Only detected analytes are shown.
<0.010 = Not detected above the laboratory reporting limit
Bold = Detected above reporting limit
Yellow highlighted cells exceed the 2013 GA PMC
Green highlighted cells exceed the 2013 GB PMC
Blue highlighted cells exceed the 2013 RES DEC
RES DEC = Residential Direct Exposure Criteria
GA PMC = Pollutant Mobility Criteria for GA classified groundwater areas
GB PMC = Pollutant Mobility Criteria for GB classified groundwater areas
GWPC = Groundwater Protection Criteria
Italicized criteria indicate that criteria value is from CTDEEP Recommended Criteria Values for Common Additional Polluting Substances and Alternative Criteria Requests (September 2018)
NE = Criteria has not been established
NS = Not sampled for this constituent
ug/kg = micrograms per kilogram
ug/l = micrograms per liter
mg/kg = milligrams per kilogram
U = The analyte was not detected above the detection limit
J+ = Result may be biased high
J-= Result may be biased low
J = Result is considered estimated
UJ = The analyte was not detected at a level greater than or equal to the adjusted DL. However, the reported adjusted DL is approximate and may be inaccurate or imprecise.

Table 2
AOC 1 Non-PCB Soil Analytical Data
EC Application

Greenwich High School
10 Hillside Road
Greenwich, CT

Location ID						U13-SB233	U13-SB233	U13-SB233	U13-SB233	U13-SB233	U13-SS45	U13-SS45	U14-SB329	U14-SB329	U14-SB329	U14-SB329	U14-SS46	U14-SS46	U15-SB328
Depth Interval						0.5 - 2.5 ft	0.5 - 2.5 ft	2.5 - 4.5 ft	7 - 8 ft	8 - 9 ft	0 - 0.5 ft	0 - 0.25 ft	1.5 - 2 ft	2 - 2.5 ft	4 - 4.5 ft	5 - 5.5 ft	0 - 0.5 ft	0 - 0.25 ft	2.5 - 3 ft
Sample ID	Unit	2013 GA PMC	2013 GB PMC	GWPC x 10	2013 RES DEC	U13-SB233(0.5-2.5)-	U13-SB233(0.5-2.5)-	U13-SB233(2.5-4.5)-	U13-SB233(7-8)-1	U13-SB233(8-9)-1	U13-SS45-080411	U13-SS45 0-3	U14-SB329 (1.5-2)-1	SB329 (2-2.5) 0411	SB329 (4-4.5) 0411	SB329 (5-5.5) 0411	U14-SS46-080411	U14SS46 0-3	-SB328 (2.5-3) 0411
Sample Date						12/29/2011	12/29/2011	12/27/2011	12/27/2011	12/27/2011	8/4/2011	8/12/2011	9/16/2020	4/11/2012	4/11/2012	4/11/2012	8/4/2011	8/31/2011	4/11/2012
SDG						SB41766	SB41766	SB41683	SB41683	SB41683	SB32875	SB33374	20I0847	SB47196	SB47196	SB47196	SB32875	SB34491	SB47196
CTETPH																			
Aliphatic Hydrocarbons (ETPH) C9-C36	mg/kg	**500**	**2500**	NE	**500**	NS	NS	NS	**596**	NS	NS	NS	**100**	NS	**904**	NS	NS	NS	**268**
Total Petroleum Hydrocarbons	mg/kg	**500**	**2500**	NE	**500**	NS	NS	NS	**596**	NS	NS	NS	NS	NS	**904**	NS	NS	NS	**268**
Unidentified	mg/kg	NE	NE	NE	NE	NS	NS	NS	**596**	NS	NS	NS	NS	NS	**904**	NS	NS	NS	**268**
CTETPH-SPLP																			
Aliphatic Hydrocarbons (ETPH) C9-C36	mg/l	NE	NE	2.5	NE	NS	NS	NS	< 0.1 U	NS	NS	NS	NS	NS	NS	NS	NS	NS	NS
Total Petroleum Hydrocarbons	mg/l	NE	NE	NE	NE	NS	NS	NS	< 0.1 U	NS	NS	NS	NS	NS	NS	NS	NS	NS	NS
Unidentified	mg/l	NE	NE	NE	NE	NS	NS	NS	< 0.1 U	NS	NS	NS	NS	NS	NS	NS	NS	NS	NS
VOCs																			
1,1,1-Trichloroethane	ug/kg	4000	40000	NE	500000	NS	NS	NS	< 113 U	NS	NS	NS	NS	NS	NS	NS	NS	NS	< 96.4 UJ
1,1-Dichloroethane	ug/kg	**1400**	14000	NE	500000	NS	NS	NS	**116**	NS	NS	NS	NS	NS	NS	NS	NS	NS	< 96.4 U
1,2,4-Trichlorobenzene	ug/kg	NE	NE	NE	21000	NS	NS	NS	< 113 U	NS	NS	NS	NS	NS	NS	NS	NS	NS	< 96.4 U
1,2,4-Trimethylbenzene	ug/kg	NE	NE	NE	500000	NS	NS	NS	**214**	NS	NS	NS	NS	NS	NS	NS	NS	NS	**129**
1,2-Dichlorobenzene	ug/kg	3100	3100	NE	500000	NS	NS	NS	< 113 U	NS	NS	NS	NS	NS	NS	NS	NS	NS	< 96.4 U
1,2-Dichloroethane	ug/kg	**20**	200	NE	6700	NS	NS	NS	< 113 U	NS	NS	NS	NS	NS	NS	NS	NS	NS	< 96.4 U
1,3,5-Trimethylbenzene	ug/kg	NE	NE	NE	500000	NS	NS	NS	< 113 U	NS	NS	NS	NS	NS	NS	NS	NS	NS	< 96.4 U
1,3-Dichlorobenzene	ug/kg	12000	120000	NE	500000	NS	NS	NS	< 113 U	NS	NS	NS	NS	NS	NS	NS	NS	NS	< 96.4 U
1,4-Dichlorobenzene	ug/kg	1500	15000	NE	26000	NS	NS	NS	< 113 U	NS	NS	NS	NS	NS	NS	NS	NS	NS	< 96.4 U
2-Butanone (MEK)	ug/kg	8000	80000	NE	500000	NS	NS	NS	< 1130 U	NS	NS	NS	NS	NS	NS	NS	NS	NS	< 964 U
Acetone	ug/kg	14000	140000	NE	500000	NS	NS	NS	< 1130 U	NS	NS	NS	NS	NS	NS	NS	NS	NS	< 964 UJ
Benzene	ug/kg	**20**	**200**	NE	21000	NS	NS	NS	**469**	NS	NS	NS	NS	NS	NS	NS	NS	NS	< 96.4 U
Chlorobenzene	ug/kg	2000	20000	NE	500000	NS	NS	NS	< 113 U	NS	NS	NS	NS	NS	NS	NS	NS	NS	< 96.4 U
Chloroethane	ug/kg	NE	NE	NE	130000	NS	NS	NS	< 226 U	NS	NS	NS	NS	NS	NS	NS	NS	NS	< 193 U
cis-1,2-Dichloroethylene	ug/kg	**1400**	**14000**	NE	500000	NS	NS	NS	**159**	NS	NS	NS	NS	NS	NS	NS	NS	NS	< 96.4 U
Ethyl ether	ug/kg	NE	NE	NE	NE	NS	NS	NS	**172**	NS	NS	NS	NS	NS	NS	NS	NS	NS	< 96.4 U
Ethylbenzene	ug/kg	**10100**	**10100**	NE	500000	NS	NS	NS	**310**	NS	NS	NS	NS	NS	NS	NS	NS	NS	**202**
Isopropylbenzene	ug/kg	NE	NE	NE	500000	NS	NS	NS	< 113 U	NS	NS	NS	NS	NS	NS	NS	NS	NS	< 96.4 U
m,p-Xylenes	ug/kg	NE	**19500**	NE	NE	NS	NS	NS	**354**	NS	NS	NS	NS	NS	NS	NS	NS	NS	**591**
Methyl Isobutyl Ketone	ug/kg	7000	14000	NE	500000	NS	NS	NS	< 1130 U	NS	NS	NS	NS	NS	NS	NS	NS	NS	< 964 U
Naphthalene	ug/kg	**5600**	56000	NE	1000000	NS	NS	NS	**211**	NS	NS	NS	NS	NS	NS	NS	NS	NS	**345**
n-Butylbenzene	ug/kg	NE	NE	NE	500000	NS	NS	NS	< 113 U	NS	NS	NS	NS	NS	NS	NS	NS	NS	< 96.4 U
n-Propylbenzene	ug/kg	NE	NE	NE	500000	NS	NS	NS	< 113 U	NS	NS	NS	NS	NS	NS	NS	NS	NS	< 96.4 U
o-Xylene	ug/kg	NE	**19500**	NE	NE	NS	NS	NS	**126**	NS	NS	NS	NS	NS	NS	NS	NS	NS	**225**
p-Isopropyltoluene	ug/kg	NE	NE	NE	500000	NS	NS	NS	**467**	NS	NS	NS	NS	NS	NS	NS	NS	NS	< 96.4 U
sec-Butylbenzene	ug/kg	NE	NE	NE	500000	NS	NS	NS	< 113 U	NS	NS	NS	NS	NS	NS	NS	NS	NS	< 96.4 U
Styrene	ug/kg	2000	20000	NE	500000	NS	NS	NS	< 113 U	NS	NS	NS	NS	NS	NS	NS	NS	NS	< 96.4 U
tert-butylbenzene	ug/kg	NE	NE	NE	500000	NS	NS	NS	< 113 U	NS	NS	NS	NS	NS	NS	NS	NS	NS	< 96.4 U
Tetrachloroethylene	ug/kg	**100**	1000	NE	12000	NS	NS	NS	**409**	NS	NS	NS	NS	NS	NS	NS	NS	NS	< 96.4 U
Toluene	ug/kg	20000	67000	NE	500000	NS	NS	NS	**716**	NS	NS	NS	NS	NS	NS	NS	NS	NS	**366**
Total Xylenes	ug/kg	**19500**	**19500**	NE	NE	NS	NS	NS	**480**	NS	NS	NS	NS	NS	NS	NS	NS	NS	**816**
trans-1,2-Dichloroethylene	ug/kg	**2000**	20000	NE	500000	NS	NS	NS	< 113 U	NS	NS	NS	NS	NS	NS	NS	NS	NS	< 96.4 U
Trichloroethene	ug/kg	**100**	**1000**	NE	56000	NS	NS	NS	**1150**	NS	NS	NS	NS	NS	NS	NS	NS	NS	**98.3**
Vinyl chloride	ug/kg	**40**	**400**	NE	**320**	NS	NS	NS	< 113 UJ	NS	NS	NS	NS	NS	NS	NS	NS	NS	< 96.4 U
VOCs-SPLP																			
Total VOC-SPLP	ug/l	NE	NE	NE	NE	NS	NS	NS	NS	NS	NS	NS	NS	NS	NS	NS	NS	NS	NS
SVOC-SIMs																			
Benzo(a)pyrene	ug/kg	1000	1000	NE	1000	NS	NS	NS	NS	NS	NS	NS	NS	NS	NS	NS	NS	NS	NS
Benzo(b)fluoranthene	ug/kg	1000	1000	NE	1000	NS	NS	NS	NS	NS	NS	NS	NS	NS	NS	NS	NS	NS	NS
Fluoranthene	ug/kg	5600	56000	NE	1000000	NS	NS	NS	NS	NS	NS	NS	NS	NS	NS	NS	NS	NS	NS
Pyrene	ug/kg	4000	40000	NE	1000000	NS	NS	NS	NS	NS	NS	NS	NS	NS	NS	NS	NS	NS	NS
SVOCs																			
1-Methylnaphthalene	ug/kg	*200*	*1000*	NE	*21000*	NS	NS	NS	< 2290 U	NS	NS	NS	NS	NS	< 2120 U	NS	NS	NS	< 407 U
2-Methylnaphthalene	ug/kg	*560*	*5600*	NE	*270000*	NS	NS	NS	< 2290 U	NS	NS	NS	< 180	NS	< 2120 U	NS	NS	NS	< 407 U
Acenaphthene	ug/kg	*8400*	*84000*	NE	*1000000*	NS	NS	NS	< 2290 U	NS	NS	NS	< 180	NS	< 2120 U	NS	NS	NS	< 407 U
Acenaphthylene	ug/kg	8400	84000	NE	1000000	NS	NS	NS	< 2290 U	NS	NS	NS	< 180	NS	< 2120 U	NS	NS	NS	< 407 U
Anthracene	ug/kg	40000	400000	NE	1000000	NS	NS	NS	< 2290 U	NS	NS	NS	< 180	NS	< 2120 U	NS	NS	NS	< 407 U
Benzo(a)anthracene	ug/kg	**1000**	**1000**	NE	**1000**	NS	NS	NS	**4050**	NS	NS	NS	< 180	NS	< 2120 U	NS	NS	NS	**1090**
Benzo(a)pyrene	ug/kg	**1000**	**1000**	NE	**1000**	NS	NS	NS	**3960**	NS	NS	NS	< 180	NS	< 2120 U	NS	NS	NS	**924**
Benzo(b)fluoranthene	ug/kg	**1000**	**1000**	NE	**1000**	NS	NS	NS	**3330**	NS	NS	NS	< 180	NS	< 2120 U	NS	NS	NS	**839**
Benzo(g,h,i)perylene	ug/kg	*1000*	*1000*	NE	*8400*	NS	NS	NS	< 2290 U	NS	NS	NS	< 180	NS	< 2120 U	NS	NS	NS	**495**
Benzo(k)fluoranthene	ug/kg	**1000**	**1000**	NE	**8400**	NS	NS	NS	**3640**	NS	NS	NS	< 180	NS	< 2120 U	NS	NS	NS	**670**
Bis(2-ethylhexyl)phthalate	ug/kg	**1000**	11000	NE	44000	NS	NS	NS	NS	NS	NS	NS	NS	NS	NS	NS	NS	NS	NS
Chrysene	ug/kg	*1000*	*1000*	NE	*84000*	NS	NS	NS	**3620**	NS	NS	NS	< 180	NS	< 2120 U	NS	NS	NS	**951**
Dibenzo(a,h)anthracene	ug/kg	*1000*	*1000*	NE	***1000***	NS	NS	NS	< 2290 U	NS	NS	NS	< 180	NS	< 2120 U	NS	NS	NS	< 407 U
Fluoranthene	ug/kg	**5600**	56000	NE	1000000	NS	NS	NS	**10100**	NS	NS	NS	< 180	NS	< 2120 U	NS	NS	NS	**1690**
Fluorene	ug/kg	**5600**	56000	NE	1000000	NS	NS	NS	< 2290 U	NS	NS	NS	< 180	NS	< 2120 U	NS	NS	NS	< 407 U
Indeno(1,2,3-cd)pyrene	ug/kg	*1000*	*1000*	NE	***1000***	NS	NS	NS	< 2290 U	NS	NS	NS	< 180	NS	< 2120 U	NS	NS	NS	**509**
Naphthalene	ug/kg	**5600**	56000	NE	1000000	NS	NS	NS	< 2290 U	NS	NS	NS	< 180	NS	< 2120 U	NS	NS	NS	< 407 U
Phenanthrene	ug/kg	**4000**	40000	NE	1000000	NS	NS	NS	**8890**	NS	NS	NS	< 180	NS	< 2120 U	NS	NS	NS	**1330**
Pyrene	ug/kg	**4000**	40000	NE	1000000	NS	NS	NS	**8440**	NS	NS	NS	< 180	NS	< 2120 U	NS	NS	NS	**1650**
SVOCs-SPLP																			
1-Methylnaphthalene	ug/l	NE	NE	*50*	NE	NS	NS	NS	< 1.25 UJ	NS	NS	NS	NS	NS	NS	NS	NS	NS	NS
2-Methylnaphthalene	ug/l	NE	NE	*280*	NE	NS	NS	NS	< 1.25 UJ	NS	NS	NS	NS	NS	NS	NS	NS	NS	NS
Acenaphthene	ug/l	NE	NE	*4200*	NE	NS	NS	NS	< 1.25 UJ	NS	NS	NS	NS	NS	NS	NS	NS	NS	NS
Anthracene	ug/l	NE	NE	20000	NE	NS	NS	NS	< 1.25 UJ	NS	NS	NS	NS	NS	NS	NS	NS	NS	NS
Benzo(a)anthracene	ug/l	NE	NE	0.6	NE	NS	NS	NS	< 0.0625 UJ	NS	NS	NS	NS	NS	NS	NS	NS	NS	NS
Fluoranthene	ug/l	NE	NE	2800	NE	NS	NS	NS	< 1.25 UJ	NS	NS	NS	NS	NS	NS	NS	NS	NS	NS
Fluorene	ug/l	NE	NE	2800	NE	NS	NS	NS	< 1.25 UJ	NS	NS	NS	NS	NS	NS	NS	NS	NS	NS
Naphthalene	ug/l	NE	NE	2800	NE	NS	NS	NS	< 1.25 UJ	NS	NS	NS	NS	NS	NS	NS	NS	NS	NS
Phenanthrene	ug/l	NE	NE	2000	NE	NS	NS	NS	< 0.0625 UJ	NS	NS	NS	NS	NS	NS	NS	NS	NS	NS
Pyrene	ug/l	NE	NE	2000	NE	NS	NS	NS	< 1.25 UJ	NS	NS	NS	NS	NS	NS	NS	NS	NS	NS

Table 2
AOC 1 Non-PCB Soil Analytical Data
EC Application

Greenwich High School
10 Hillside Road
Greenwich, CT

Location ID						U13-SB233	U13-SB233	U13-SB233	U13-SB233	U13-SB233	U13-SS45	U13-SS45	U14-SB329	U14-SB329	U14-SB329	U14-SB329	U14-SS46	U14-SS46	U15-SB328
Depth Interval						0.5 - 2.5 ft	0.5 - 2.5 ft	2.5 - 4.5 ft	7 - 8 ft	8 - 9 ft	0 - 0.5 ft	0 - 0.25 ft	1.5 - 2 ft	2 - 2.5 ft	4 - 4.5 ft	5 - 5.5 ft	0 - 0.5 ft	0 - 0.25 ft	2.5 - 3 ft
Sample ID	Unit	2013 GA PMC	2013 GB PMC	GWPC x 10	2013 RES DEC	U13-SB233(0.5-2.5)-	U13-SB233(0.5-2.5)-	U13-SB233(2.5-4.5)-	U13-SB233(7-8)-1	U13-SB233(8-9)-1	U13-SS45-080411	U13-SS45 0-3	U14-SB329 (1.5-2)-1	U14-SB329 (2-2.5) 0411	U14-SB329 (4-4.5) 0411	U14-SB329 (5-5.5) 0411	U14-SS46-080411	U14SS46 0-3	U15-SB328 (2.5-3) 0411
Sample Date						12/29/2011	12/29/2011	12/27/2011	12/27/2011	12/27/2011	8/4/2011	8/12/2011	9/16/2020	4/11/2012	4/11/2012	4/11/2012	8/4/2011	8/31/2011	4/11/2012
SDG						SB41766	SB41766	SB41683	SB41683	SB41683	SB32875	SB33374	20I0847	SB47196	SB47196	SB47196	SB32875	SB34491	SB47196
Metals																			
Antimony	mg/kg	NE	NE	NE	**27**	NS	NS	< 4.74 U	**12.5**	NS	NS	NS	NS	< 4.83 UJ	< 16.9 UJ	< 4.79 UJ	NS	NS	< 27.9 UJ
Arsenic	mg/kg	NE	NE	NE	**10**	NS	NS	**1.50**	**24.0**	NS	NS	NS	NS	< 1.45 U	**8.53**	< 1.44 U	NS	NS	**10.4**
Barium	mg/kg	NE	NE	NE	4700	NS	NS	**99.1**	**1020**	NS	NS	NS	NS	**111**	**802**	**256**	NS	NS	**604**
Beryllium	mg/kg	NE	NE	NE	**2**	NS	NS	**0.531**	< 0.617 U	NS	NS	NS	NS	**0.962**	< 0.563 U	**0.796**	NS	NS	< 0.558 U
Cadmium	mg/kg	NE	NE	NE	**34**	NS	NS	**0.730**	**10.8**	NS	NS	NS	NS	< 0.483 U	**9.30**	**0.508**	NS	NS	**4.55**
Chromium	mg/kg	NE	NE	NE	NE	NS	NS	**17.2**	**61.9**	NS	NS	NS	NS	**32.1**	**89.4**	**109**	NS	NS	**106**
Copper	mg/kg	NE	NE	NE	**2500**	NS	NS	**13.4**	**610**	NS	NS	NS	NS	**25.1**	**497**	**151**	NS	NS	**1480**
Lead	mg/kg	NE	NE	NE	**400**	NS	NS	**13.1**	**3980**	NS	NS	NS	NS	**42.6 J**	**7660 J**	**192 J**	NS	NS	**1690 J**
Mercury	mg/kg	NE	NE	NE	20	NS	NS	< 0.0312 U	**1.41**	NS	NS	NS	NS	< 0.0312 U	**0.934 J+**	**0.0954 J+**	NS	NS	**1.02 J+**
Nickel	mg/kg	NE	NE	NE	**1400**	NS	NS	**13.2**	**126**	NS	NS	NS	NS	**14.6**	**60.8**	**93.6**	NS	NS	**75.8**
Selenium	mg/kg	NE	NE	NE	340	NS	NS	< 1.42 U	< 2.65 U	NS	NS	NS	NS	< 1.45 U	< 2.25 U	< 1.44 U	NS	NS	< 1.67 U
Silver	mg/kg	NE	NE	NE	340	NS	NS	< 1.42 U	**2.62**	NS	NS	NS	NS	< 2.90 U	**1.70**	< 1.44 U	NS	NS	< 8.37 U
Thallium	mg/kg	NE	NE	NE	**5.4**	NS	NS	< 2.85 U	< 7.40 U	NS	NS	NS	NS	< 2.90 U	< 10.7 U	< 2.97 U	NS	NS	< 16.7 U
Vanadium	mg/kg	NE	NE	NE	**470**	NS	NS	**20.9**	**90.2**	NS	NS	NS	NS	**33.5**	**144**	**33.2**	NS	NS	**31.4**
Zinc	mg/kg	NE	NE	NE	**20000**	NS	NS	**34.7**	**1820**	NS	NS	NS	NS	**85.2**	**2990**	**327**	NS	NS	**1880**
Metals-SPLP																			
Antimony	ug/l	**6**	60	NE	NE	NS	NS	NS	< 6.5 U	NS	NS	NS	NS	NS	NS	NS	NS	NS	NS
Arsenic	ug/l	50	500	NE	NE	NS	NS	NS	< 4.0 U	NS	NS	NS	NS	NS	NS	NS	NS	NS	NS
Barium	ug/l	1000	10000	NE	NE	NS	NS	NS	**146**	NS	NS	NS	NS	NS	NS	NS	NS	NS	NS
Cadmium	ug/l	**5**	**50**	NE	NE	NS	NS	NS	< 2.5 U	NS	NS	NS	NS	NS	NS	NS	NS	NS	NS
Chromium	ug/l	50	500	NE	NE	NS	NS	NS	< 5.0 U	NS	NS	NS	NS	NS	NS	NS	NS	NS	NS
Copper	ug/l	1300	13000	NE	NE	NS	NS	NS	**11.4**	NS	NS	NS	NS	NS	NS	NS	NS	NS	NS
Lead	ug/l	**15**	**150**	NE	NE	NS	NS	NS	**35.0**	NS	NS	NS	NS	NS	NS	NS	NS	NS	NS
Nickel	ug/l	100	1000	NE	NE	NS	NS	NS	< 5.0 U	NS	NS	NS	NS	NS	NS	NS	NS	NS	NS
Vanadium	ug/l	50	500	NE	NE	NS	NS	NS	< 5.0 U	NS	NS	NS	NS	NS	NS	NS	NS	NS	NS
Zinc	ug/l	5000	50000	NE	NE	NS	NS	NS	< 46.0 U	NS	NS	NS	NS	NS	NS	NS	NS	NS	NS
Cyanide																			
Cyanide	mg/kg	NE	NE	NE	1400	NS	NS	NS	< 1.39 U	NS	NS	NS	NS	NS	NS	NS	NS	NS	NS
PCBs																			
Aroclor 1242	ug/kg	NE	NE	NE	NE	< 22.7 U	< 22.9 U	< 22.0 U	< 27.4 U	< 26.3 U	< 22.3 U	< 27.3 U	< 6400	< 2070 U	< 24.7 U	< 2050 U	< 23.1 U	< 29.0	< 24500 U
Aroclor 1248	ug/kg	NE	NE	NE	NE	**79.6**	**103**	< 22.0 U	**5310**	< 26.3 U	**570**	**786**	**15000**	**16900**	**1260**	**94200**	**117**	< 29.0	**661000**
Aroclor 1254	ug/kg	NE	NE	NE	NE	< 22.7 U	< 22.9 U	< 22.0 U	< 27.4 U	< 26.3 U	< 22.3 U	< 27.3 U	< 6400	< 2070 U	**1130**	< 2050 U	< 23.1 U	< 29.0	< 24500 U
Aroclor 1260	ug/kg	NE	NE	NE	NE	< 22.7 U	< 22.9 U	< 22.0 U	**264**	< 26.3 U	**99.4**	**69.2**	< 6400	< 2070 U	**244**	< 2050 U	< 23.1 U	< 29.0	< 24500 U
Aroclor 1262	ug/kg	NE	NE	NE	NE	< 22.7 U	< 22.9 U	< 22.0 U	< 27.4 U	< 26.3 U	< 22.3 U	< 27.3 U	< 6400	< 2070 U	< 24.7 U	< 2050 U	< 23.1 U	< 29.0	< 24500 U
Total PCB Aroclors	ug/kg	**NE**	NE	NE	**1000**	**79.6**	**103**	< 22.0 U	**5570**	< 26.3 U	**669**	**855**	**15000**	**16900**	**2630**	**94200**	**117**	< 29.0 U	**661000**
PCBs-SPLP																			
Aroclor 1242	ug/l	NE	NE	NE	NE	NS	NS	NS	< 0.286 U	NS	NS	NS	NS	NS	NS	NS	NS	NS	NS
Aroclor 1248	ug/l	NE	NE	NE	NE	NS	NS	NS	< 0.286 U	NS	NS	NS	NS	NS	NS	NS	NS	NS	NS
Aroclor 1260	ug/l	NE	NE	NE	NE	NS	NS	NS	< 0.286 U	NS	NS	NS	NS	NS	NS	NS	NS	NS	NS
Total PCB Aroclors	ug/l	**0.5**	**5**	NE	NE	NS	NS	NS	< 0.286 U	NS	NS	NS	NS	NS	NS	NS	NS	NS	NS
Pesticides																			
4,4-DDD (p,p)	ug/kg	NE	NE	NE	NE	NS	NS	NS	NS	NS	NS	< 11.1 UJ	NS	NS	NS	NS	NS	< 8.19	NS
4,4-DDE (p,p)	ug/kg	NE	NE	NE	NE	NS	NS	NS	NS	NS	NS	< 6.94 UJ	NS	NS	NS	NS	NS	< 5.12	NS
4,4-DDT (p,p)	ug/kg	NE	NE	NE	1800	NS	NS	NS	NS	NS	NS	< 11.1 UJ	NS	NS	NS	NS	NS	< 8.19	NS
alpha-Chlordane	ug/kg	NE	NE	NE	NE	NS	NS	NS	NS	NS	NS	< 6.94 UJ	NS	NS	NS	NS	NS	**8.10**	NS
Chlordane	ug/kg	NE	NE	NE	**490**	NS	NS	NS	NS	NS	NS	< 27.7 UJ	NS	NS	NS	NS	NS	**76.8**	NS
Endrin	ug/kg	NE	NE	NE	20000	NS	NS	NS	NS	NS	NS	< 11.1 UJ	NS	NS	NS	NS	NS	< 8.19	NS
gamma-Chlordane	ug/kg	NE	NE	NE	NE	NS	NS	NS	NS	NS	NS	< 6.94 UJ	NS	NS	NS	NS	NS	**8.11**	NS
Methoxychlor	ug/kg	800	8000	NE	340000	NS	NS	NS	NS	NS	NS	< 11.1 UJ	NS	NS	NS	NS	NS	< 8.19	NS
Total DDx	ug/kg	***3***	***20***	NE	1800	NS	NS	NS	NS	NS	NS	< 6.94	NS	NS	NS	NS	NS	< 8.19	NS
Pesticides-SPLP																			
Chlordane	ug/l	NE	NE	**3**	NE	NS	NS	NS	NS	NS	NS	NS	NS	NS	NS	NS	NS	NS	NS
Herbicides																			
Total Herbicides	ug/kg	NE	NE	NE	NE	NS	NS	NS	NS	NS	NS	NS	NS	NS	NS	NS	NS	NS	NS

Notes:
This is a summary table. Only detected analytes are shown.
<0.010 = Not detected above the laboratory reporting limit
Bold = Detected above reporting limit
Yellow highlighted cells exceed the 2013 GA PMC
Green highlighted cells exceed the 2013 GB PMC
Blue highlighted cells exceed the 2013 RES DEC
RES DEC = Residential Direct Exposure Criteria
GA PMC = Pollutant Mobility Criteria for GA classified groundwater areas
GB PMC = Pollutant Mobility Criteria for GB classified groundwater areas
GWPC = Groundwater Protection Criteria
Italicized criteria indicate that criteria value is from CTDEEP Recommended Criteria Values for Common Additional Polluting Substances and Alternative Criteria Requests (September 2018)
NE = Criteria has not been established
NS = Not sampled for this constituent
ug/kg = micrograms per kilogram
ug/l = micrograms per liter
mg/kg = milligrams per kilogram
U = The analyte was not detected above the detection limit
J+ = Result may be biased high
J-= Result may be biased low
J = Result is considered estimated
UJ = The analyte was not detected at a level greater than or equal to the adjusted DL. However, the reported adjusted DL is approximate and may be inaccurate or imprecise.

Table 2
AOC 1 Non-PCB Soil Analytical Data
EC Application

Greenwich High School
10 Hillside Road
Greenwich, CT

Location ID						U15-SB328	U15-SS47	U15-SS47	U16-SB368	U16-SB368	U16-SB368	U16-SB368	U17-SS184	U17-SS266	U7-SB409	U7-SB409	U7-SB409	U7-SB409	V10-SS145
Depth Interval						5 - 5.5 ft	0 - 0.5 ft	0 - 0.25 ft	1.5 - 2 ft	11.5 - 12 ft	3.5 - 4 ft	5.5 - 6 ft	0 - 0.25 ft	0 - 0.25 ft	1 - 1.3 ft	1.5 - 2.5 ft	11.5 - 12.5 ft	11.5 - 12.5 ft	0 - 0.5 ft
Sample ID	Unit	2013 GA PMC	2013 GB PMC	GWPC x 10	2013 RES DEC	-SB328 (5-5.5) 0411	U15-SS47-080411	U15-SS47 0-3	U16-SB368 (1.5-2)-	SB368 (11.5-12) 041	-SB368 (3.5-4) 0412	-SB368 (5.5-6) 0412	U17-SS184 0-3	U17-SS266 (0-3)	-SB409(1-1.3)-0628	SB409(1.5-2.5)-0628	3409(11.5-12.5)-062	3409(11.5-12.5)-062	V10-SS145-080511
Sample Date						4/11/2012	8/4/2011	8/12/2011	9/16/2020	4/12/2012	4/12/2012	4/12/2012	8/12/2011	8/22/2011	6/28/2012	6/28/2012	6/28/2012	6/28/2012	8/5/2011
SDG						SB47196	SB32875	SB33374	20I0847	SB47192	SB47192	SB47192	SB33374	SB33952	SB51990	SB51990	SB51990	SB51990	SB32945
CTETPH																			
Aliphatic Hydrocarbons (ETPH) C9-C36	mg/kg	**500**	**2500**	NE	**500**	NS	NS	NS	NS	NS	NS	**27.1**	NS	NS	NS	**211**	NS	NS	**109**
Total Petroleum Hydrocarbons	mg/kg	**500**	**2500**	NE	**500**	NS	NS	NS	NS	NS	NS	**27.1**	NS	NS	NS	**211**	NS	NS	**109**
Unidentified	mg/kg	NE	NE	NE	NE	NS	NS	NS	NS	NS	NS	**27.1**	NS	NS	NS	**211**	NS	NS	**109**
CTETPH-SPLP																			
Aliphatic Hydrocarbons (ETPH) C9-C36	mg/l	NE	NE	2.5	NE	NS	NS	NS	NS	NS	NS	NS	NS	NS	NS	NS	NS	NS	NS
Total Petroleum Hydrocarbons	mg/l	NE	NE	NE	NE	NS	NS	NS	NS	NS	NS	NS	NS	NS	NS	NS	NS	NS	NS
Unidentified	mg/l	NE	NE	NE	NE	NS	NS	NS	NS	NS	NS	NS	NS	NS	NS	NS	NS	NS	NS
VOCs																			
1,1,1-Trichloroethane	ug/kg	4000	40000	NE	500000	NS	NS	NS	NS	NS	NS	NS	NS	NS	NS	NS	NS	NS	NS
1,1-Dichloroethane	ug/kg	**1400**	14000	NE	500000	NS	NS	NS	NS	NS	NS	NS	NS	NS	NS	NS	NS	NS	NS
1,2,4-Trichlorobenzene	ug/kg	NE	NE	NE	21000	NS	NS	NS	NS	NS	NS	NS	NS	NS	NS	NS	NS	NS	NS
1,2,4-Trimethylbenzene	ug/kg	NE	NE	NE	500000	NS	NS	NS	NS	NS	NS	NS	NS	NS	NS	NS	NS	NS	NS
1,2-Dichlorobenzene	ug/kg	3100	3100	NE	500000	NS	NS	NS	NS	NS	NS	NS	NS	NS	NS	NS	NS	NS	NS
1,2-Dichloroethane	ug/kg	**20**	200	NE	6700	NS	NS	NS	NS	NS	NS	NS	NS	NS	NS	NS	NS	NS	NS
1,3,5-Trimethylbenzene	ug/kg	NE	NE	NE	500000	NS	NS	NS	NS	NS	NS	NS	NS	NS	NS	NS	NS	NS	NS
1,3-Dichlorobenzene	ug/kg	12000	120000	NE	500000	NS	NS	NS	NS	NS	NS	NS	NS	NS	NS	NS	NS	NS	NS
1,4-Dichlorobenzene	ug/kg	1500	15000	NE	26000	NS	NS	NS	NS	NS	NS	NS	NS	NS	NS	NS	NS	NS	NS
2-Butanone (MEK)	ug/kg	8000	80000	NE	500000	NS	NS	NS	NS	NS	NS	NS	NS	NS	NS	NS	NS	NS	NS
Acetone	ug/kg	14000	140000	NE	500000	NS	NS	NS	NS	NS	NS	NS	NS	NS	NS	NS	NS	NS	NS
Benzene	ug/kg	**20**	**200**	NE	21000	NS	NS	NS	NS	NS	NS	NS	NS	NS	NS	NS	NS	NS	NS
Chlorobenzene	ug/kg	2000	20000	NE	500000	NS	NS	NS	NS	NS	NS	NS	NS	NS	NS	NS	NS	NS	NS
Chloroethane	ug/kg	NE	NE	NE	130000	NS	NS	NS	NS	NS	NS	NS	NS	NS	NS	NS	NS	NS	NS
cis-1,2-Dichloroethylene	ug/kg	**1400**	**14000**	NE	500000	NS	NS	NS	NS	NS	NS	NS	NS	NS	NS	NS	NS	NS	NS
Ethyl ether	ug/kg	NE	NE	NE	NE	NS	NS	NS	NS	NS	NS	NS	NS	NS	NS	NS	NS	NS	NS
Ethylbenzene	ug/kg	**10100**	**10100**	NE	500000	NS	NS	NS	NS	NS	NS	NS	NS	NS	NS	NS	NS	NS	NS
Isopropylbenzene	ug/kg	NE	NE	NE	500000	NS	NS	NS	NS	NS	NS	NS	NS	NS	NS	NS	NS	NS	NS
m,p-Xylenes	ug/kg	NE	**19500**	NE	NE	NS	NS	NS	NS	NS	NS	NS	NS	NS	NS	NS	NS	NS	NS
Methyl Isobutyl Ketone	ug/kg	7000	14000	NE	500000	NS	NS	NS	NS	NS	NS	NS	NS	NS	NS	NS	NS	NS	NS
Naphthalene	ug/kg	**5600**	56000	NE	1000000	NS	NS	NS	NS	NS	NS	NS	NS	NS	NS	NS	NS	NS	NS
n-Butylbenzene	ug/kg	NE	NE	NE	500000	NS	NS	NS	NS	NS	NS	NS	NS	NS	NS	NS	NS	NS	NS
n-Propylbenzene	ug/kg	NE	NE	NE	500000	NS	NS	NS	NS	NS	NS	NS	NS	NS	NS	NS	NS	NS	NS
o-Xylene	ug/kg	NE	**19500**	NE	NE	NS	NS	NS	NS	NS	NS	NS	NS	NS	NS	NS	NS	NS	NS
p-Isopropyltoluene	ug/kg	NE	NE	NE	500000	NS	NS	NS	NS	NS	NS	NS	NS	NS	NS	NS	NS	NS	NS
sec-Butylbenzene	ug/kg	NE	NE	NE	500000	NS	NS	NS	NS	NS	NS	NS	NS	NS	NS	NS	NS	NS	NS
Styrene	ug/kg	2000	20000	NE	500000	NS	NS	NS	NS	NS	NS	NS	NS	NS	NS	NS	NS	NS	NS
tert-butylbenzene	ug/kg	NE	NE	NE	500000	NS	NS	NS	NS	NS	NS	NS	NS	NS	NS	NS	NS	NS	NS
Tetrachloroethylene	ug/kg	**100**	1000	NE	12000	NS	NS	NS	NS	NS	NS	NS	NS	NS	NS	NS	NS	NS	NS
Toluene	ug/kg	20000	67000	NE	500000	NS	NS	NS	NS	NS	NS	NS	NS	NS	NS	NS	NS	NS	NS
Total Xylenes	ug/kg	**19500**	**19500**	NE	NE	NS	NS	NS	NS	NS	NS	NS	NS	NS	NS	NS	NS	NS	NS
trans-1,2-Dichloroethylene	ug/kg	**2000**	20000	NE	500000	NS	NS	NS	NS	NS	NS	NS	NS	NS	NS	NS	NS	NS	NS
Trichloroethene	ug/kg	**100**	**1000**	NE	56000	NS	NS	NS	NS	NS	NS	NS	NS	NS	NS	NS	NS	NS	NS
Vinyl chloride	ug/kg	**40**	**400**	NE	**320**	NS	NS	NS	NS	NS	NS	NS	NS	NS	NS	NS	NS	NS	NS
VOCs-SPLP																			
Total VOC-SPLP	ug/l	NE	NE	NE	NE	NS	NS	NS	NS	NS	NS	NS	NS	NS	NS	NS	NS	NS	NS
SVOC-SIMs																			
Benzo(a)pyrene	ug/kg	1000	1000	NE	1000	NS	NS	NS	NS	NS	NS	NS	NS	NS	NS	NS	NS	NS	NS
Benzo(b)fluoranthene	ug/kg	1000	1000	NE	1000	NS	NS	NS	NS	NS	NS	NS	NS	NS	NS	NS	NS	NS	NS
Fluoranthene	ug/kg	5600	56000	NE	1000000	NS	NS	NS	NS	NS	NS	NS	NS	NS	NS	NS	NS	NS	NS
Pyrene	ug/kg	4000	40000	NE	1000000	NS	NS	NS	NS	NS	NS	NS	NS	NS	NS	NS	NS	NS	NS
SVOCs																			
1-Methylnaphthalene	ug/kg	*200*	*1000*	NE	*21000*	NS	NS	NS	NS	NS	NS	< 472 U	NS	NS	NS	< 205 U	NS	NS	< 427 U
2-Methylnaphthalene	ug/kg	*560*	*5600*	NE	*270000*	NS	NS	NS	NS	NS	NS	< 472 U	NS	NS	NS	< 205 U	NS	NS	< 427 U
Acenaphthene	ug/kg	*8400*	*84000*	NE	*1000000*	NS	NS	NS	NS	NS	NS	< 472 U	NS	NS	NS	< 205 U	NS	NS	< 427 U
Acenaphthylene	ug/kg	8400	84000	NE	1000000	NS	NS	NS	NS	NS	NS	< 472 U	NS	NS	NS	< 205 U	NS	NS	< 427 U
Anthracene	ug/kg	40000	400000	NE	1000000	NS	NS	NS	NS	NS	NS	< 472 U	NS	NS	NS	< 205 U	NS	NS	< 427 U
Benzo(a)anthracene	ug/kg	**1000**	**1000**	NE	**1000**	NS	NS	NS	NS	NS	NS	< 472 U	NS	NS	NS	**353**	NS	NS	< 427 U
Benzo(a)pyrene	ug/kg	**1000**	**1000**	NE	**1000**	NS	NS	NS	NS	NS	NS	< 472 U	NS	NS	NS	**270**	NS	NS	< 427 U
Benzo(b)fluoranthene	ug/kg	**1000**	**1000**	NE	**1000**	NS	NS	NS	NS	NS	NS	< 472 U	NS	NS	NS	**266**	NS	NS	< 427 U
Benzo(g,h,i)perylene	ug/kg	*1000*	*1000*	NE	*8400*	NS	NS	NS	NS	NS	NS	< 472 U	NS	NS	NS	< 205 U	NS	NS	< 427 U
Benzo(k)fluoranthene	ug/kg	**1000**	**1000**	NE	**8400**	NS	NS	NS	NS	NS	NS	< 472 U	NS	NS	NS	**333**	NS	NS	< 427 U
Bis(2-ethylhexyl)phthalate	ug/kg	**1000**	11000	NE	44000	NS	NS	NS	NS	NS	NS	NS	NS	NS	NS	NS	NS	NS	NS
Chrysene	ug/kg	*1000*	*1000*	NE	*84000*	NS	NS	NS	NS	NS	NS	< 472 U	NS	NS	NS	**337**	NS	NS	< 427 UJ
Dibenzo(a,h)anthracene	ug/kg	*1000*	*1000*	NE	***1000***	NS	NS	NS	NS	NS	NS	< 472 U	NS	NS	NS	< 205 U	NS	NS	< 427 U
Fluoranthene	ug/kg	**5600**	56000	NE	1000000	NS	NS	NS	NS	NS	NS	< 472 U	NS	NS	NS	**956**	NS	NS	< 427 U
Fluorene	ug/kg	**5600**	56000	NE	1000000	NS	NS	NS	NS	NS	NS	< 472 U	NS	NS	NS	< 205 U	NS	NS	< 427 U
Indeno(1,2,3-cd)pyrene	ug/kg	*1000*	*1000*	NE	***1000***	NS	NS	NS	NS	NS	NS	< 472 U	NS	NS	NS	< 205 U	NS	NS	< 427 U
Naphthalene	ug/kg	**5600**	56000	NE	1000000	NS	NS	NS	NS	NS	NS	< 472 U	NS	NS	NS	< 205 U	NS	NS	< 427 U
Phenanthrene	ug/kg	**4000**	40000	NE	1000000	NS	NS	NS	NS	NS	NS	< 472 U	NS	NS	NS	**490**	NS	NS	< 427 U
Pyrene	ug/kg	**4000**	40000	NE	1000000	NS	NS	NS	NS	NS	NS	< 472 U	NS	NS	NS	**593**	NS	NS	< 427 U
SVOCs-SPLP																			
1-Methylnaphthalene	ug/l	NE	NE	*50*	NE	NS	NS	NS	NS	NS	NS	NS	NS	NS	NS	NS	NS	NS	NS
2-Methylnaphthalene	ug/l	NE	NE	*280*	NE	NS	NS	NS	NS	NS	NS	NS	NS	NS	NS	NS	NS	NS	NS
Acenaphthene	ug/l	NE	NE	*4200*	NE	NS	NS	NS	NS	NS	NS	NS	NS	NS	NS	NS	NS	NS	NS
Anthracene	ug/l	NE	NE	20000	NE	NS	NS	NS	NS	NS	NS	NS	NS	NS	NS	NS	NS	NS	NS
Benzo(a)anthracene	ug/l	NE	NE	0.6	NE	NS	NS	NS	NS	NS	NS	NS	NS	NS	NS	NS	NS	NS	NS
Fluoranthene	ug/l	NE	NE	2800	NE	NS	NS	NS	NS	NS	NS	NS	NS	NS	NS	NS	NS	NS	NS
Fluorene	ug/l	NE	NE	2800	NE	NS	NS	NS	NS	NS	NS	NS	NS	NS	NS	NS	NS	NS	NS
Naphthalene	ug/l	NE	NE	2800	NE	NS	NS	NS	NS	NS	NS	NS	NS	NS	NS	NS	NS	NS	NS
Phenanthrene	ug/l	NE	NE	2000	NE	NS	NS	NS	NS	NS	NS	NS	NS	NS	NS	NS	NS	NS	NS
Pyrene	ug/l	NE	NE	2000	NE	NS	NS	NS	NS	NS	NS	NS	NS	NS	NS	NS	NS	NS	NS

Table 2
AOC 1 Non-PCB Soil Analytical Data
EC Application

Location ID						U15-SB328	U15-SS47	U15-SS47	U16-SB368	U16-SB368	U16-SB368	U16-SB368	U17-SS184	U17-SS266	U7-SB409	U7-SB409	U7-SB409	U7-SB409	V10-SS145
Depth Interval						5 - 5.5 ft	0 - 0.5 ft	0 - 0.25 ft	1.5 - 2 ft	11.5 - 12 ft	3.5 - 4 ft	5.5 - 6 ft	0 - 0.25 ft	0 - 0.25 ft	1 - 1.3 ft	1.5 - 2.5 ft	11.5 - 12.5 ft	11.5 - 12.5 ft	0 - 0.5 ft
Sample ID	Unit	2013 GA PMC	2013 GB PMC	GWPC x 10	2013 RES DEC	SB328 (5-5.5) 0411	U15-SS47-080411	U15-SS47 0-3	U16-SB368 (1.5-2)-	SB368 (11.5-12) 041	SB368 (3.5-4) 0412	SB368 (5.5-6) 0412	U17-SS184 0-3	U17-SS266 (0-3)	SB409(1-1.3)-0628	SB409(1.5-2.5)-0628	3409(11.5-12.5)-062	3409(11.5-12.5)-062	V10-SS145-080511
Sample Date						4/11/2012	8/4/2011	8/12/2011	9/16/2020	4/12/2012	4/12/2012	4/12/2012	8/12/2011	8/22/2011	6/28/2012	6/28/2012	6/28/2012	6/28/2012	8/5/2011
SDG						SB47196	SB32875	SB33374	20I0847	SB47192	SB47192	SB47192	SB33374	SB33952	SB51990	SB51990	SB51990	SB51990	SB32945
Metals																			
Antimony	mg/kg	NE	NE	NE	**27**	< 4.92 UJ	NS	NS	NS	< 4.94 U	< 5.44 U	< 7.25 U	NS	NS	< 5.46 UJ	< 5.90 UJ	< 7.51 UJ	< 7.74 UJ	NS
Arsenic	mg/kg	NE	NE	NE	**10**	< 1.48 U	NS	NS	NS	< 1.48 U	< 1.63 U	< 2.17 U	**4.02**	**3.82**	**3.86**	**10.8**	**3.76**	**5.52**	**6.20**
Barium	mg/kg	NE	NE	NE	4700	**102**	NS	NS	NS	**37.9**	**96.2**	**180**	NS	NS	**73.9**	**126**	**88.2**	**86.0**	NS
Beryllium	mg/kg	NE	NE	NE	**2**	< 0.492 U	NS	NS	NS	< 0.494 U	**0.658**	**3.51**	NS	NS	< 0.546 U	**0.687**	< 0.751 U	< 0.774 U	NS
Cadmium	mg/kg	NE	NE	NE	**34**	< 0.492 U	NS	NS	NS	< 0.494 U	< 0.544 U	< 0.725 U	**0.838**	NS	< 0.546 U	**0.951**	< 0.751 U	**0.984**	< 0.36 U
Chromium	mg/kg	NE	NE	NE	NE	**23.4**	NS	NS	NS	**5.70**	**22.4**	**20.2**	**15.2**	NS	**29.8**	**28.7**	**25.6**	**31.5**	**19.0**
Copper	mg/kg	NE	NE	NE	**2500**	**58.5**	NS	NS	NS	**7.14**	**17.9**	**23.6**	NS	NS	**16.8 J**	**84.7 J**	**29.8 J**	**70.4 J**	NS
Lead	mg/kg	NE	NE	NE	**400**	**54.9 J**	NS	NS	**31**	**3.21**	**36.4**	**11.1**	**37.3**	NS	**19.7 J**	**170 J**	**8.20 J**	**8.23 J**	**73.5**
Mercury	mg/kg	NE	NE	NE	20	**0.0767 J+**	NS	NS	NS	< 0.0291 U	**0.0702**	**0.0797**	**0.0644**	NS	< 0.0315 U	**1.53 J+**	< 0.0417 U	< 0.0447 U	**0.15**
Nickel	mg/kg	NE	NE	NE	**1400**	**11.4**	NS	NS	NS	**4.32**	**11.8**	**12.2**	NS	NS	**20.1 J**	**21.4 J**	**20.4 J**	**36.3 J**	NS
Selenium	mg/kg	NE	NE	NE	340	< 1.48 U	NS	NS	NS	< 1.48 U	< 1.63 U	< 2.17 U	NS	NS	< 1.64 U	< 1.77 U	< 2.25 U	< 2.32 U	NS
Silver	mg/kg	NE	NE	NE	340	< 1.48 U	NS	NS	NS	< 1.48 U	< 1.63 U	< 2.17 U	NS	NS	< 1.64 U	< 1.77 U	< 2.25 U	< 2.32 U	NS
Thallium	mg/kg	NE	NE	NE	**5.4**	< 2.95 U	NS	NS	NS	< 2.97 U	< 3.26 U	< 4.35 U	NS	NS	< 3.28 U	< 3.54 U	< 4.51 U	< 4.64 U	NS
Vanadium	mg/kg	NE	NE	NE	**470**	**20.1**	NS	NS	NS	**10.5**	**26.4**	**35.2**	NS	NS	**26.9**	**23.6**	**33.7**	**29.6**	NS
Zinc	mg/kg	NE	NE	NE	**20000**	**131**	NS	NS	NS	**15.1**	**59.4**	**21.4**	NS	NS	**40.1**	**252**	**52.5**	**51.7**	NS
Metals-SPLP																			
Antimony	ug/l	**6**	60	NE	NE	NS	NS	NS	NS	NS	NS	NS	NS	NS	NS	NS	NS	NS	NS
Arsenic	ug/l	50	500	NE	NE	NS	NS	NS	NS	NS	NS	NS	NS	NS	NS	NS	NS	NS	NS
Barium	ug/l	1000	10000	NE	NE	NS	NS	NS	NS	NS	NS	NS	NS	NS	NS	NS	NS	NS	NS
Cadmium	ug/l	**5**	**50**	NE	NE	NS	NS	NS	NS	NS	NS	NS	NS	NS	NS	NS	NS	NS	NS
Chromium	ug/l	50	500	NE	NE	NS	NS	NS	NS	NS	NS	NS	NS	NS	NS	NS	NS	NS	NS
Copper	ug/l	1300	13000	NE	NE	NS	NS	NS	NS	NS	NS	NS	NS	NS	NS	NS	NS	NS	NS
Lead	ug/l	**15**	**150**	NE	NE	NS	NS	NS	NS	NS	NS	NS	NS	NS	NS	NS	NS	NS	NS
Nickel	ug/l	100	1000	NE	NE	NS	NS	NS	NS	NS	NS	NS	NS	NS	NS	NS	NS	NS	NS
Vanadium	ug/l	50	500	NE	NE	NS	NS	NS	NS	NS	NS	NS	NS	NS	NS	NS	NS	NS	NS
Zinc	ug/l	5000	50000	NE	NE	NS	NS	NS	NS	NS	NS	NS	NS	NS	NS	NS	NS	NS	NS
Cyanide																			
Cyanide	mg/kg	NE	NE	NE	1400	NS	NS	NS	NS	NS	NS	NS	NS	NS	NS	NS	NS	NS	NS
PCBs																			
Aroclor 1242	ug/kg	NE	NE	NE	NE	< 216 U	< 22.6 U	< 24.0 U	< 1700	< 21.0 U	< 22.2 U	< 27.3 U	< 22.3 U	< 20.7 U	< 22.3 U	< 23.0 U	< 28.5 U	< 30.9 U	< 25.2 U
Aroclor 1248	ug/kg	NE	NE	NE	NE	**3520**	**430**	**55.1**	**6200**	< 21.0 U	**3300**	< 27.3 U	**132**	< 20.7 U	< 22.3 U	**312**	< 28.5 U	< 30.9 U	< 25.2 U
Aroclor 1254	ug/kg	NE	NE	NE	NE	< 216 U	< 22.6 U	< 24.0 U	< 1700	< 21.0 U	< 22.2 U	< 27.3 U	< 22.3 U	< 20.7 U	< 22.3 U	< 23.0 U	< 28.5 U	< 30.9 U	< 25.2 U
Aroclor 1260	ug/kg	NE	NE	NE	NE	< 216 U	**35.8**	< 24.0 U	< 1700	**44.1**	**93.2**	< 27.3 U	< 22.3 U	< 20.7 U	< 22.3 U	**410**	< 28.5 U	< 30.9 U	< 25.2 U
Aroclor 1262	ug/kg	NE	NE	NE	NE	< 216 U	< 22.6 U	< 24.0 U	< 1700	< 21.0 U	< 22.2 U	< 27.3 U	< 22.3 U	< 20.7 U	< 22.3 U	< 23.0 U	< 28.5 U	< 30.9 U	< 25.2 U
Total PCB Aroclors	ug/kg	**NE**	NE	NE	**1000**	**3520**	**466**	**55.1**	**6200**	**44.1**	**3390**	< 27.3 U	**132**	< 20.7 U	< 22.3 U	**722**	< 28.5 U	< 30.9 U	< 25.2 U
PCBs-SPLP																			
Aroclor 1242	ug/l	NE	NE	NE	NE	NS	NS	NS	NS	NS	NS	NS	NS	NS	NS	NS	NS	NS	NS
Aroclor 1248	ug/l	NE	NE	NE	NE	NS	NS	NS	NS	NS	NS	NS	NS	NS	NS	NS	NS	NS	NS
Aroclor 1260	ug/l	NE	NE	NE	NE	NS	NS	NS	NS	NS	NS	NS	NS	NS	NS	NS	NS	NS	NS
Total PCB Aroclors	ug/l	**0.5**	**5**	NE	NE	NS	NS	NS	NS	NS	NS	NS	NS	NS	NS	NS	NS	NS	NS
Pesticides																			
4,4-DDD (p,p)	ug/kg	NE	NE	NE	NE	NS	NS	< 9.35 UJ	NS	NS	NS	NS	NS	NS	NS	NS	NS	NS	< 9.89 U
4,4-DDE (p,p)	ug/kg	NE	NE	NE	NE	NS	NS	< 5.84 UJ	NS	NS	NS	NS	NS	NS	NS	NS	NS	NS	**6.40 J**
4,4-DDT (p,p)	ug/kg	NE	NE	NE	1800	NS	NS	< 9.35 UJ	NS	NS	NS	NS	NS	NS	NS	NS	NS	NS	NS R
alpha-Chlordane	ug/kg	NE	NE	NE	NE	NS	NS	**9.40 J**	NS	NS	NS	NS	NS	NS	NS	NS	NS	NS	**7.47 J**
Chlordane	ug/kg	NE	NE	NE	**490**	NS	NS	**34.6 J-**	NS	NS	NS	NS	NS	NS	NS	NS	NS	NS	**27.7**
Endrin	ug/kg	NE	NE	NE	20000	NS	NS	< 9.35 UJ	NS	NS	NS	NS	NS	NS	NS	NS	NS	NS	< 9.89 U
gamma-Chlordane	ug/kg	NE	NE	NE	NE	NS	NS	**11.1 J-**	NS	NS	NS	NS	NS	NS	NS	NS	NS	NS	**7.06**
Methoxychlor	ug/kg	800	8000	NE	340000	NS	NS	< 9.35 UJ	NS	NS	NS	NS	NS	NS	NS	NS	NS	NS	< 9.89 U
Total DDx	ug/kg	***3***	***20***	NE	1800	NS	NS	< 9.35	NS	NS	NS	NS	NS	NS	NS	NS	NS	NS	**6.4**
Pesticides-SPLP																			
Chlordane	ug/l	NE	NE	**3**	NE	NS	NS	NS	NS	NS	NS	NS	NS	NS	NS	NS	NS	NS	NS
Herbicides																			
Total Herbicides	ug/kg	NE	NE	NE	NE	NS	NS	NS	NS	NS	NS	NS	NS	NS	NS	NS	NS	NS	< 8.30 U

Notes:
This is a summary table. Only detected analytes are shown.
<0.010 = Not detected above the laboratory reporting limit
Bold = Detected above reporting limit
Yellow highlighted cells exceed the 2013 GA PMC
Green highlighted cells exceed the 2013 GB PMC
Blue highlighted cells exceed the 2013 RES DEC
RES DEC = Residential Direct Exposure Criteria
GA PMC = Pollutant Mobility Criteria for GA classified groundwater areas
GB PMC = Pollutant Mobility Criteria for GB classified groundwater areas
GWPC = Groundwater Protection Criteria
Italicized criteria indicate that criteria value is from CTDEEP Recommended Criteria Values for Common Additional Polluting Substances and Alternative Criteria Requests (September 2018)
NE = Criteria has not been established
NS = Not sampled for this constituent
ug/kg = micrograms per kilogram
ug/l = micrograms per liter
mg/kg = milligrams per kilogram
U = The analyte was not detected above the detection limit
J+ = Result may be biased high
J-= Result may be biased low
J = Result is considered estimated
UJ = The analyte was not detected at a level greater than or equal to the adjusted DL. However, the reported adjusted DL is approximate and may be inaccurate or imprecise.

Table 2
AOC 1 Non-PCB Soil Analytical Data
EC Application

Greenwich High School
10 Hillside Road
Greenwich, CT

Location ID						V10-SS145	V12-SB422	V12-SB422	V12-SB422	V13-SS51	V13-SS51	V14-SS52	V14-SS52	V15-SS299	V16-SB34	V16-SB34	V16-SB34	V16-SB34	V16-SB34
Depth Interval						0 - 0.25 ft	13.5 - 14 ft	3 - 4 ft	4 - 7 ft	0 - 0.5 ft	0 - 0.25 ft	0 - 0.5 ft	0 - 0.25 ft	0 - 0.25 ft	1 - 2 ft	2 - 3 ft	3 - 4 ft	4 - 4.6 ft	6 - 7 ft
Sample ID	Unit	2013 GA PMC	2013 GB PMC	GWPC x 10	2013 RES DEC	V10-SS145 0-3	SB422(13.5-14)07022	-SB422(3-4)070212	-SB422(4-7)070211	V13-SS51-080411	V13-SS51 0-3	V14-SS52-080411	V14-SS52 0-3	15SS299 0-3-08231	V16-SB34 1-2	V16-SB34 2-3	V16-SB34 3-4	V16-SB34 4-4.6	V16-SB34 6-7
Sample Date						8/12/2011	7/2/2012	7/2/2012	7/2/2012	8/4/2011	8/12/2011	8/4/2011	8/12/2011	8/23/2011	8/10/2011	8/10/2011	8/10/2011	8/10/2011	8/10/2011
SDG						SB33374	SB52216	SB52216	SB52216	SB32875	SB33374	SB32875	SB33374	SB34022	SB33209	SB33209	SB33209	SB33209	SB33209
CTETPH																			
Aliphatic Hydrocarbons (ETPH) C9-C36	mg/kg	**500**	**2500**	NE	**500**	NS	NS	NS	**117**	NS	NS	NS	NS	NS	NS	NS	**390**	NS	**52.4**
Total Petroleum Hydrocarbons	mg/kg	**500**	**2500**	NE	**500**	NS	NS	NS	**117**	NS	NS	NS	NS	NS	NS	NS	**390**	NS	**52.4**
Unidentified	mg/kg	NE	NE	NE	NE	NS	NS	NS	**117**	NS	NS	NS	NS	NS	NS	NS	**390**	NS	**52.4**
CTETPH-SPLP																			
Aliphatic Hydrocarbons (ETPH) C9-C36	mg/l	NE	NE	2.5	NE	NS	NS	NS	NS	NS	NS	NS	NS	NS	NS	NS	NS	NS	NS
Total Petroleum Hydrocarbons	mg/l	NE	NE	NE	NE	NS	NS	NS	NS	NS	NS	NS	NS	NS	NS	NS	NS	NS	NS
Unidentified	mg/l	NE	NE	NE	NE	NS	NS	NS	NS	NS	NS	NS	NS	NS	NS	NS	NS	NS	NS
VOCs																			
1,1,1-Trichloroethane	ug/kg	4000	40000	NE	500000	NS	NS	NS	NS	NS	NS	NS	NS	NS	NS	NS	NS	NS	NS
1,1-Dichloroethane	ug/kg	**1400**	14000	NE	500000	NS	NS	NS	NS	NS	NS	NS	NS	NS	NS	NS	NS	NS	NS
1,2,4-Trichlorobenzene	ug/kg	NE	NE	NE	21000	NS	NS	NS	NS	NS	NS	NS	NS	NS	NS	NS	NS	NS	NS
1,2,4-Trimethylbenzene	ug/kg	NE	NE	NE	500000	NS	NS	NS	NS	NS	NS	NS	NS	NS	NS	NS	NS	NS	NS
1,2-Dichlorobenzene	ug/kg	3100	3100	NE	500000	NS	NS	NS	NS	NS	NS	NS	NS	NS	NS	NS	NS	NS	NS
1,2-Dichloroethane	ug/kg	**20**	200	NE	6700	NS	NS	NS	NS	NS	NS	NS	NS	NS	NS	NS	NS	NS	NS
1,3,5-Trimethylbenzene	ug/kg	NE	NE	NE	500000	NS	NS	NS	NS	NS	NS	NS	NS	NS	NS	NS	NS	NS	NS
1,3-Dichlorobenzene	ug/kg	12000	120000	NE	500000	NS	NS	NS	NS	NS	NS	NS	NS	NS	NS	NS	NS	NS	NS
1,4-Dichlorobenzene	ug/kg	1500	15000	NE	26000	NS	NS	NS	NS	NS	NS	NS	NS	NS	NS	NS	NS	NS	NS
2-Butanone (MEK)	ug/kg	8000	80000	NE	500000	NS	NS	NS	NS	NS	NS	NS	NS	NS	NS	NS	NS	NS	NS
Acetone	ug/kg	14000	140000	NE	500000	NS	NS	NS	NS	NS	NS	NS	NS	NS	NS	NS	NS	NS	NS
Benzene	ug/kg	**20**	**200**	NE	21000	NS	NS	NS	NS	NS	NS	NS	NS	NS	NS	NS	NS	NS	NS
Chlorobenzene	ug/kg	2000	20000	NE	500000	NS	NS	NS	NS	NS	NS	NS	NS	NS	NS	NS	NS	NS	NS
Chloroethane	ug/kg	NE	NE	NE	130000	NS	NS	NS	NS	NS	NS	NS	NS	NS	NS	NS	NS	NS	NS
cis-1,2-Dichloroethylene	ug/kg	**1400**	**14000**	NE	500000	NS	NS	NS	NS	NS	NS	NS	NS	NS	NS	NS	NS	NS	NS
Ethyl ether	ug/kg	NE	NE	NE	NE	NS	NS	NS	NS	NS	NS	NS	NS	NS	NS	NS	NS	NS	NS
Ethylbenzene	ug/kg	**10100**	**10100**	NE	500000	NS	NS	NS	NS	NS	NS	NS	NS	NS	NS	NS	NS	NS	NS
Isopropylbenzene	ug/kg	NE	NE	NE	500000	NS	NS	NS	NS	NS	NS	NS	NS	NS	NS	NS	NS	NS	NS
m,p-Xylenes	ug/kg	NE	**19500**	NE	NE	NS	NS	NS	NS	NS	NS	NS	NS	NS	NS	NS	NS	NS	NS
Methyl Isobutyl Ketone	ug/kg	7000	14000	NE	500000	NS	NS	NS	NS	NS	NS	NS	NS	NS	NS	NS	NS	NS	NS
Naphthalene	ug/kg	**5600**	56000	NE	1000000	NS	NS	NS	NS	NS	NS	NS	NS	NS	NS	NS	NS	NS	NS
n-Butylbenzene	ug/kg	NE	NE	NE	500000	NS	NS	NS	NS	NS	NS	NS	NS	NS	NS	NS	NS	NS	NS
n-Propylbenzene	ug/kg	NE	NE	NE	500000	NS	NS	NS	NS	NS	NS	NS	NS	NS	NS	NS	NS	NS	NS
o-Xylene	ug/kg	NE	**19500**	NE	NE	NS	NS	NS	NS	NS	NS	NS	NS	NS	NS	NS	NS	NS	NS
p-Isopropyltoluene	ug/kg	NE	NE	NE	500000	NS	NS	NS	NS	NS	NS	NS	NS	NS	NS	NS	NS	NS	NS
sec-Butylbenzene	ug/kg	NE	NE	NE	500000	NS	NS	NS	NS	NS	NS	NS	NS	NS	NS	NS	NS	NS	NS
Styrene	ug/kg	2000	20000	NE	500000	NS	NS	NS	NS	NS	NS	NS	NS	NS	NS	NS	NS	NS	NS
tert-butylbenzene	ug/kg	NE	NE	NE	500000	NS	NS	NS	NS	NS	NS	NS	NS	NS	NS	NS	NS	NS	NS
Tetrachloroethylene	ug/kg	**100**	1000	NE	12000	NS	NS	NS	NS	NS	NS	NS	NS	NS	NS	NS	NS	NS	NS
Toluene	ug/kg	20000	67000	NE	500000	NS	NS	NS	NS	NS	NS	NS	NS	NS	NS	NS	NS	NS	NS
Total Xylenes	ug/kg	**19500**	**19500**	NE	NE	NS	NS	NS	NS	NS	NS	NS	NS	NS	NS	NS	NS	NS	NS
trans-1,2-Dichloroethylene	ug/kg	**2000**	20000	NE	500000	NS	NS	NS	NS	NS	NS	NS	NS	NS	NS	NS	NS	NS	NS
Trichloroethene	ug/kg	**100**	**1000**	NE	56000	NS	NS	NS	NS	NS	NS	NS	NS	NS	NS	NS	NS	NS	NS
Vinyl chloride	ug/kg	**40**	**400**	NE	**320**	NS	NS	NS	NS	NS	NS	NS	NS	NS	NS	NS	NS	NS	NS
VOCs-SPLP																			
Total VOC-SPLP	ug/l	NE	NE	NE	NE	NS	NS	NS	NS	NS	NS	NS	NS	NS	NS	NS	NS	NS	NS
SVOC-SIMs																			
Benzo(a)pyrene	ug/kg	1000	1000	NE	1000	NS	NS	NS	NS	NS	NS	NS	NS	NS	NS	NS	NS	NS	NS
Benzo(b)fluoranthene	ug/kg	1000	1000	NE	1000	NS	NS	NS	NS	NS	NS	NS	NS	NS	NS	NS	NS	NS	NS
Fluoranthene	ug/kg	5600	56000	NE	1000000	NS	NS	NS	NS	NS	NS	NS	NS	NS	NS	NS	NS	NS	NS
Pyrene	ug/kg	4000	40000	NE	1000000	NS	NS	NS	NS	NS	NS	NS	NS	NS	NS	NS	NS	NS	NS
SVOCs																			
1-Methylnaphthalene	ug/kg	*200*	*1000*	NE	*21000*	NS	NS	NS	< 366 U	NS	< 212 U	NS	NS	NS	NS	NS	< 776 U	NS	< 382 UJ
2-Methylnaphthalene	ug/kg	*560*	*5600*	NE	*270000*	NS	NS	NS	< 366 U	NS	< 212 U	NS	NS	NS	NS	NS	< 776 U	NS	< 382 U
Acenaphthene	ug/kg	*8400*	*84000*	NE	*1000000*	NS	NS	NS	< 366 U	NS	< 212 U	NS	NS	NS	NS	NS	< 776 U	NS	< 382 U
Acenaphthylene	ug/kg	8400	84000	NE	1000000	NS	NS	NS	< 366 U	NS	< 212 U	NS	NS	NS	NS	NS	< 776 U	NS	< 382 U
Anthracene	ug/kg	40000	400000	NE	1000000	NS	NS	NS	< 366 U	NS	< 212 U	NS	NS	NS	NS	NS	< 776 U	NS	< 382 U
Benzo(a)anthracene	ug/kg	**1000**	**1000**	NE	**1000**	NS	NS	NS	< 366 U	NS	< 212 U	NS	NS	NS	NS	NS	< 776 U	NS	< 382 U
Benzo(a)pyrene	ug/kg	**1000**	**1000**	NE	**1000**	NS	NS	NS	< 366 U	NS	< 212 U	NS	NS	NS	NS	NS	< 776 U	NS	< 382 U
Benzo(b)fluoranthene	ug/kg	**1000**	**1000**	NE	**1000**	NS	NS	NS	< 366 U	NS	< 212 U	NS	NS	NS	NS	NS	< 776 U	NS	< 382 U
Benzo(g,h,i)perylene	ug/kg	*1000*	*1000*	NE	*8400*	NS	NS	NS	< 366 U	NS	< 212 U	NS	NS	NS	NS	NS	< 776 U	NS	< 382 U
Benzo(k)fluoranthene	ug/kg	**1000**	**1000**	NE	**8400**	NS	NS	NS	< 366 U	NS	< 212 U	NS	NS	NS	NS	NS	< 776 U	NS	< 382 U
Bis(2-ethylhexyl)phthalate	ug/kg	**1000**	11000	NE	44000	NS	NS	NS	NS	NS	NS	NS	NS	NS	NS	NS	NS	NS	NS
Chrysene	ug/kg	*1000*	*1000*	NE	*84000*	NS	NS	NS	< 366 U	NS	< 212 U	NS	NS	NS	NS	NS	< 776 U	NS	< 382 U
Dibenzo(a,h)anthracene	ug/kg	*1000*	*1000*	NE	***1000***	NS	NS	NS	< 366 U	NS	< 212 U	NS	NS	NS	NS	NS	< 776 U	NS	< 382 U
Fluoranthene	ug/kg	**5600**	56000	NE	1000000	NS	NS	NS	< 366 U	NS	< 212 U	NS	NS	NS	NS	NS	< 776 U	NS	< 382 U
Fluorene	ug/kg	**5600**	56000	NE	1000000	NS	NS	NS	< 366 U	NS	< 212 U	NS	NS	NS	NS	NS	< 776 U	NS	< 382 U
Indeno(1,2,3-cd)pyrene	ug/kg	*1000*	*1000*	NE	***1000***	NS	NS	NS	< 366 U	NS	< 212 U	NS	NS	NS	NS	NS	< 776 U	NS	< 382 U
Naphthalene	ug/kg	**5600**	56000	NE	1000000	NS	NS	NS	< 366 U	NS	< 212 U	NS	NS	NS	NS	NS	< 776 U	NS	< 382 U
Phenanthrene	ug/kg	**4000**	40000	NE	1000000	NS	NS	NS	< 366 U	NS	< 212 U	NS	NS	NS	NS	NS	< 776 U	NS	< 382 U
Pyrene	ug/kg	**4000**	40000	NE	1000000	NS	NS	NS	< 366 U	NS	< 212 U	NS	NS	NS	NS	NS	< 776 U	NS	< 382 U
SVOCs-SPLP																			
1-Methylnaphthalene	ug/l	NE	NE	*50*	NE	NS	NS	NS	NS	NS	NS	NS	NS	NS	NS	NS	NS	NS	NS
2-Methylnaphthalene	ug/l	NE	NE	*280*	NE	NS	NS	NS	NS	NS	NS	NS	NS	NS	NS	NS	NS	NS	NS
Acenaphthene	ug/l	NE	NE	*4200*	NE	NS	NS	NS	NS	NS	NS	NS	NS	NS	NS	NS	NS	NS	NS
Anthracene	ug/l	NE	NE	20000	NE	NS	NS	NS	NS	NS	NS	NS	NS	NS	NS	NS	NS	NS	NS
Benzo(a)anthracene	ug/l	NE	NE	0.6	NE	NS	NS	NS	NS	NS	NS	NS	NS	NS	NS	NS	NS	NS	NS
Fluoranthene	ug/l	NE	NE	2800	NE	NS	NS	NS	NS	NS	NS	NS	NS	NS	NS	NS	NS	NS	NS
Fluorene	ug/l	NE	NE	2800	NE	NS	NS	NS	NS	NS	NS	NS	NS	NS	NS	NS	NS	NS	NS
Naphthalene	ug/l	NE	NE	2800	NE	NS	NS	NS	NS	NS	NS	NS	NS	NS	NS	NS	NS	NS	NS
Phenanthrene	ug/l	NE	NE	2000	NE	NS	NS	NS	NS	NS	NS	NS	NS	NS	NS	NS	NS	NS	NS
Pyrene	ug/l	NE	NE	2000	NE	NS	NS	NS	NS	NS	NS	NS	NS	NS	NS	NS	NS	NS	NS

Table 2
AOC 1 Non-PCB Soil Analytical Data
EC Application

Location ID						V10-SS145	V12-SB422	V12-SB422	V12-SB422	V13-SS51	V13-SS51	V14-SS52	V14-SS52	V15-SS299	V16-SB34	V16-SB34	V16-SB34	V16-SB34	V16-SB34
Depth Interval						0 - 0.25 ft	13.5 - 14 ft	3 - 4 ft	4 - 7 ft	0 - 0.5 ft	0 - 0.25 ft	0 - 0.5 ft	0 - 0.25 ft	0 - 0.25 ft	1 - 2 ft	2 - 3 ft	3 - 4 ft	4 - 4.6 ft	6 - 7 ft
Sample ID	Unit	2013 GA PMC	2013 GB PMC	GWPC x 10	2013 RES DEC	V10-SS145 0-3	SB422(13.5-14)07022	2-SB422(3-4)070212	2-SB422(4-7)070211	V13-SS51-080411	V13-SS51 0-3	V14-SS52-080411	V14-SS52 0-3	15SS299 0-3-08231	V16-SB34 1-2	V16-SB34 2-3	V16-SB34 3-4	V16-SB34 4-4.6	V16-SB34 6-7
Sample Date						8/12/2011	7/2/2012	7/2/2012	7/2/2012	8/4/2011	8/12/2011	8/4/2011	8/12/2011	8/23/2011	8/10/2011	8/10/2011	8/10/2011	8/10/2011	8/10/2011
SDG						SB33374	SB52216	SB52216	SB52216	SB32875	SB33374	SB32875	SB33374	SB34022	SB33209	SB33209	SB33209	SB33209	SB33209
Metals																			
Antimony	mg/kg	NE	NE	NE	**27**	NS	< 5.56 UJ	< 5.39 UJ	< 5.50 UJ	NS	NS	NS	NS	NS	NS	< 5.65 U	< 5.81 U	NS	NS
Arsenic	mg/kg	NE	NE	NE	**10**	**8.18**	**2.03**	**4.49 J-**	< 3.30 UJ	NS	NS	NS	**5.46**	NS	NS	**24.3**	**8.42**	NS	**3.04**
Barium	mg/kg	NE	NE	NE	4700	NS	**39.7 J+**	**127 J**	**163 J**	NS	NS	NS	NS	NS	NS	NS	NS	NS	NS
Beryllium	mg/kg	NE	NE	NE	**2**	NS	< 0.556 U	**0.602 J-**	**0.875 J-**	NS	NS	NS	NS	NS	NS	< 0.565 U	< 0.581 U	NS	NS
Cadmium	mg/kg	NE	NE	NE	**34**	**0.917**	< 0.556 UJ	< 0.539 UJ	< 0.550 UJ	NS	NS	NS	**0.647**	NS	NS	**10.2**	**2.16**	NS	< 0.558 U
Chromium	mg/kg	NE	NE	NE	NE	**23.5**	**10.7 J-**	**29.6 J-**	**44.3 J-**	NS	NS	NS	**16.4**	NS	NS	**64.3**	**52.0**	NS	**23.8**
Copper	mg/kg	NE	NE	NE	**2500**	NS	**8.80 J**	**39.5 J**	**43.6 J**	NS	NS	NS	NS	NS	NS	**996**	**257**	NS	NS
Lead	mg/kg	NE	NE	NE	**400**	**104**	**2.59 J**	**57.5 J**	**31.3 J**	NS	NS	NS	**43.2**	NS	NS	**3320**	**369**	NS	**18.4**
Mercury	mg/kg	NE	NE	NE	20	**0.230**	< 0.0308 U	**0.111 J+**	**0.114 J+**	NS	NS	NS	**0.124**	NS	NS	**1.57**	**0.246**	NS	**0.0408**
Nickel	mg/kg	NE	NE	NE	**1400**	NS	**9.98 J-**	**16.5 J-**	**29.3 J-**	NS	NS	NS	NS	NS	NS	**78.2**	**40.8**	NS	NS
Selenium	mg/kg	NE	NE	NE	340	NS	< 1.67 UJ	< 1.62 UJ	< 1.65 UJ	NS	NS	NS	NS	NS	NS	< 7.01 U	< 1.74 U	NS	NS
Silver	mg/kg	NE	NE	NE	340	NS	< 1.67 UJ	< 1.62 UJ	< 1.65 UJ	NS	NS	NS	NS	NS	NS	**15.1**	< 1.74 U	NS	NS
Thallium	mg/kg	NE	NE	NE	**5.4**	NS	< 3.34 U	< 3.24 UJ	< 3.30 UJ	NS	NS	NS	NS	NS	NS	< 3.39 U	< 3.49 U	NS	NS
Vanadium	mg/kg	NE	NE	NE	**470**	NS	**14.8**	**33.4**	**46.4**	NS	NS	NS	NS	NS	NS	NS	NS	NS	NS
Zinc	mg/kg	NE	NE	NE	**20000**	NS	**18.4 J**	**76.9 J**	**67.9 J**	NS	NS	NS	NS	NS	NS	**3190**	**1080**	NS	NS
Metals-SPLP																			
Antimony	ug/l	**6**	60	NE	NE	NS	NS	NS	NS	NS	NS	NS	NS	NS	NS	NS	NS	NS	NS
Arsenic	ug/l	50	500	NE	NE	NS	NS	NS	NS	NS	NS	NS	NS	NS	NS	NS	NS	NS	NS
Barium	ug/l	1000	10000	NE	NE	NS	NS	NS	NS	NS	NS	NS	NS	NS	NS	NS	NS	NS	NS
Cadmium	ug/l	**5**	**50**	NE	NE	NS	NS	NS	NS	NS	NS	NS	NS	NS	NS	NS	NS	NS	NS
Chromium	ug/l	50	500	NE	NE	NS	NS	NS	NS	NS	NS	NS	NS	NS	NS	NS	NS	NS	NS
Copper	ug/l	1300	13000	NE	NE	NS	NS	NS	NS	NS	NS	NS	NS	NS	NS	NS	NS	NS	NS
Lead	ug/l	**15**	**150**	NE	NE	NS	NS	NS	NS	NS	NS	NS	NS	NS	NS	< 15.0 UJ	NS	NS	NS
Nickel	ug/l	100	1000	NE	NE	NS	NS	NS	NS	NS	NS	NS	NS	NS	NS	NS	NS	NS	NS
Vanadium	ug/l	50	500	NE	NE	NS	NS	NS	NS	NS	NS	NS	NS	NS	NS	NS	NS	NS	NS
Zinc	ug/l	5000	50000	NE	NE	NS	NS	NS	NS	NS	NS	NS	NS	NS	NS	NS	NS	NS	NS
Cyanide																			
Cyanide	mg/kg	NE	NE	NE	1400	NS	NS	NS	NS	NS	NS	NS	NS	NS	NS	NS	NS	NS	NS
PCBs																			
Aroclor 1242	ug/kg	NE	NE	NE	NE	< 25.8 U	< 21.4 U	< 21.7 U	< 22.0 U	< 21.4 U	< 23.7 U	< 22.4 U	< 21.5 U	< 23.5 U	< 21.0 U	< 24.9 U	< 22.7 U	< 25.9 U	< 22.1 U
Aroclor 1248	ug/kg	NE	NE	NE	NE	**48.1**	< 21.4 U	**3960**	**1880 J**	**549**	**237**	**195**	**77.2**	**101**	< 21.0 U	**1470**	**34500**	< 25.9 U	< 22.1 U
Aroclor 1254	ug/kg	NE	NE	NE	NE	< 25.8 U	< 21.4 U	< 21.7 U	< 22.0 U	< 21.4 U	< 23.7 U	< 22.4 U	< 21.5 U	< 23.5 U	< 21.0 U	< 24.9 U	< 22.7 U	< 25.9 U	< 22.1 U
Aroclor 1260	ug/kg	NE	NE	NE	NE	< 25.8 U	< 21.4 U	**123**	**41.8 J**	**60.8**	**33.4**	**23.0**	< 21.5 U	< 23.5 U	< 21.0 U	**72.1**	**203**	< 25.9 U	< 22.1 U
Aroclor 1262	ug/kg	NE	NE	NE	NE	< 25.8 U	< 21.4 U	< 21.7 U	< 22.0 U	< 21.4 U	< 23.7 U	< 22.4 U	< 21.5 U	< 23.5 U	< 21.0 U	< 24.9 U	< 22.7 U	< 25.9 U	< 22.1 U
Total PCB Aroclors	ug/kg	**NE**	NE	NE	**1000**	**48.1**	< 21.4 U	**4080**	**1920**	**610**	**270**	**218**	**77.2**	**101**	< 21.0 U	**1540**	**34703**	< 25.9 U	< 22.1 U
PCBs-SPLP																			
Aroclor 1242	ug/l	NE	NE	NE	NE	NS	NS	NS	NS	NS	NS	NS	NS	NS	NS	NS	< 0.276 UJ	NS	NS
Aroclor 1248	ug/l	NE	NE	NE	NE	NS	NS	NS	NS	NS	NS	NS	NS	NS	NS	NS	**4.46 J**	NS	NS
Aroclor 1260	ug/l	NE	NE	NE	NE	NS	NS	NS	NS	NS	NS	NS	NS	NS	NS	NS	< 0.276 UJ	NS	NS
Total PCB Aroclors	ug/l	**0.5**	**5**	NE	NE	NS	NS	NS	NS	NS	NS	NS	NS	NS	NS	NS	**4.46**	NS	NS
Pesticides																			
4,4-DDD (p,p)	ug/kg	NE	NE	NE	NE	NS	NS	NS	NS	NS	NS	NS	< 8.96 UJ	< 9.23 U	NS	**39.7**	NS	NS	NS
4,4-DDE (p,p)	ug/kg	NE	NE	NE	NE	NS	NS	NS	NS	NS	NS	NS	**5.67 J-**	< 5.77 U	NS	**14.5 J**	NS	NS	NS
4,4-DDT (p,p)	ug/kg	NE	NE	NE	1800	NS	NS	NS	NS	NS	NS	NS	< 8.96 UJ	< 9.23 U	NS	**56.4**	NS	NS	NS
alpha-Chlordane	ug/kg	NE	NE	NE	NE	NS	NS	NS	NS	NS	NS	NS	**10.2 J**	**8.10 J**	NS	< 6.28 U	NS	NS	NS
Chlordane	ug/kg	NE	NE	NE	**490**	NS	NS	NS	NS	NS	NS	NS	**103 J-**	**28.3**	NS	< 25.1 U	NS	NS	NS
Endrin	ug/kg	NE	NE	NE	20000	NS	NS	NS	NS	NS	NS	NS	< 8.96 UJ	< 9.23 U	NS	< 10.0 U	NS	NS	NS
gamma-Chlordane	ug/kg	NE	NE	NE	NE	NS	NS	NS	NS	NS	NS	NS	**10.0 J**	**7.17**	NS	< 6.28 U	NS	NS	NS
Methoxychlor	ug/kg	800	8000	NE	340000	NS	NS	NS	NS	NS	NS	NS	< 8.96 UJ	< 9.23 U	NS	**20.2**	NS	NS	NS
Total DDx	ug/kg	***3***	***20***	NE	1800	NS	NS	NS	NS	NS	NS	NS	**5.67**	< 9.23	NS	**110.6**	NS	NS	NS
Pesticides-SPLP																			
Chlordane	ug/l	NE	NE	**3**	NE	NS	NS	NS	NS	NS	NS	NS	NS	NS	NS	NS	NS	NS	NS
Herbicides																			
Total Herbicides	ug/kg	NE	NE	NE	NE	NS	NS	NS	NS	NS	NS	NS	NS	NS	NS	NS	NS	NS	NS

Notes:
This is a summary table. Only detected analytes are shown.
<0.010 = Not detected above the laboratory reporting limit
Bold = Detected above reporting limit
Yellow highlighted cells exceed the 2013 GA PMC
Green highlighted cells exceed the 2013 GB PMC
Blue highlighted cells exceed the 2013 RES DEC
RES DEC = Residential Direct Exposure Criteria
GA PMC = Pollutant Mobility Criteria for GA classified groundwater areas
GB PMC = Pollutant Mobility Criteria for GB classified groundwater areas
GWPC = Groundwater Protection Criteria
Italicized criteria indicate that criteria value is from CTDEEP Recommended Criteria Values for Common Additional Polluting Substances and Alternative Criteria Requests (September 2018)
NE = Criteria has not been established
NS = Not sampled for this constituent
ug/kg = micrograms per kilogram
ug/l = micrograms per liter
mg/kg = milligrams per kilogram
U = The analyte was not detected above the detection limit
J+ = Result may be biased high
J-= Result may be biased low
J = Result is considered estimated
UJ = The analyte was not detected at a level greater than or equal to the adjusted DL. However, the reported adjusted DL is approximate and may be inaccurate or imprecise.

Table 2
AOC 1 Non-PCB Soil Analytical Data
EC Application

Greenwich High School
10 Hillside Road
Greenwich, CT

Location ID Depth Interval Sample ID Sample Date SDG	Unit	2013 GA PMC	2013 GB PMC	GWPC x 10	2013 RES DEC	V16-SB34 7 - 8 ft V16-SB34 7-8 8/10/2011 SB33209	V16-SB34 8 - 8.5 ft V16-SB34 8-8.5 8/10/2011 SB33209	V17-SS55 0 - 0.5 ft V17-SS55-080411 8/4/2011 SB32875	V17-SS55 0 - 0.25 ft V17-SS55 0-3 8/11/2011 SB33374	V18-SB380 1 - 1.5 ft 18-SB380 (1-1.5)-06 6/25/2012 SB51792	V18-SB380 3 - 5 ft 18-SB380 (3-5)-062 6/25/2012 SB51792	V21A-SB401 2 - 3 ft A-SB401(2-3)-0627 6/27/2012 SB51902	V21A-SB401 4 - 5 ft A-SB401 (4-5)-0627 6/27/2012 SB51902	V21A-SB401 5 - 5.5 ft -SB401 (5-5.5)-062 6/27/2012 SB51902	V6-SB427 11.5 - 12 ft SB427(11.5-12)07035 7/3/2012 SB52216	V6-SB427 2 - 3 ft -SB427(2-3)070312 7/3/2012 SB52216	V6-SS222 0 - 0.25 ft DUPLICATE-13 8/12/2011 SB33374	V6-SS222 0 - 0.25 ft V6-SS222 0-3 8/12/2011 SB33374	V9A-SB310 2.5 - 4 ft -SB310(2.5-4)-0217 2/17/2012 SB44128
CTETPH																			
Aliphatic Hydrocarbons (ETPH) C9-C36	mg/kg	**500**	**2500**	NE	**500**	NS	NS	NS	NS	NS	**94.1**	NS	< 29.8 U	NS	NS	< 36.5 U	NS	NS	NS
Total Petroleum Hydrocarbons	mg/kg	**500**	**2500**	NE	**500**	NS	NS	NS	NS	NS	**94.1**	NS	< 29.8 U	NS	NS	< 36.5 U	NS	NS	NS
Unidentified	mg/kg	NE	NE	NE	NE	NS	NS	NS	NS	NS	**94.1**	NS	< 29.8 U	NS	NS	< 36.5 U	NS	NS	NS
CTETPH-SPLP																			
Aliphatic Hydrocarbons (ETPH) C9-C36	mg/l	NE	NE	2.5	NE	NS	NS	NS	NS	NS	NS	NS	NS	NS	NS	NS	NS	NS	NS
Total Petroleum Hydrocarbons	mg/l	NE	NE	NE	NE	NS	NS	NS	NS	NS	NS	NS	NS	NS	NS	NS	NS	NS	NS
Unidentified	mg/l	NE	NE	NE	NE	NS	NS	NS	NS	NS	NS	NS	NS	NS	NS	NS	NS	NS	NS
VOCs																			
1,1,1-Trichloroethane	ug/kg	4000	40000	NE	500000	NS	NS	NS	NS	NS	NS	NS	NS	NS	NS	< 89.5 U	NS	NS	< 67.6 UJ
1,1-Dichloroethane	ug/kg	**1400**	14000	NE	500000	NS	NS	NS	NS	NS	NS	NS	NS	NS	NS	< 89.5 U	NS	NS	< 67.6 U
1,2,4-Trichlorobenzene	ug/kg	NE	NE	NE	21000	NS	NS	NS	NS	NS	NS	NS	NS	NS	NS	< 89.5 UJ	NS	NS	< 67.6 U
1,2,4-Trimethylbenzene	ug/kg	NE	NE	NE	500000	NS	NS	NS	NS	NS	NS	NS	NS	NS	NS	< 89.5 U	NS	NS	**487**
1,2-Dichlorobenzene	ug/kg	3100	3100	NE	500000	NS	NS	NS	NS	NS	NS	NS	NS	NS	NS	< 89.5 U	NS	NS	**133**
1,2-Dichloroethane	ug/kg	**20**	200	NE	6700	NS	NS	NS	NS	NS	NS	NS	NS	NS	NS	< 89.5 U	NS	NS	< 67.6 U
1,3,5-Trimethylbenzene	ug/kg	NE	NE	NE	500000	NS	NS	NS	NS	NS	NS	NS	NS	NS	NS	< 89.5 U	NS	NS	**87.2**
1,3-Dichlorobenzene	ug/kg	12000	120000	NE	500000	NS	NS	NS	NS	NS	NS	NS	NS	NS	NS	< 89.5 U	NS	NS	< 67.6 U
1,4-Dichlorobenzene	ug/kg	1500	15000	NE	26000	NS	NS	NS	NS	NS	NS	NS	NS	NS	NS	< 89.5 U	NS	NS	< 67.6 U
2-Butanone (MEK)	ug/kg	8000	80000	NE	500000	NS	NS	NS	NS	NS	NS	NS	NS	NS	NS	< 895 U	NS	NS	< 676 U
Acetone	ug/kg	14000	140000	NE	500000	NS	NS	NS	NS	NS	NS	NS	NS	NS	NS	< 895 U	NS	NS	< 676 U
Benzene	ug/kg	**20**	**200**	NE	21000	NS	NS	NS	NS	NS	NS	NS	NS	NS	NS	< 89.5 U	NS	NS	**100**
Chlorobenzene	ug/kg	2000	20000	NE	500000	NS	NS	NS	NS	NS	NS	NS	NS	NS	NS	< 89.5 U	NS	NS	< 67.6 U
Chloroethane	ug/kg	NE	NE	NE	130000	NS	NS	NS	NS	NS	NS	NS	NS	NS	NS	< 179 U	NS	NS	< 135 U
cis-1,2-Dichloroethylene	ug/kg	**1400**	**14000**	NE	500000	NS	NS	NS	NS	NS	NS	NS	NS	NS	NS	< 89.5 U	NS	NS	**1080**
Ethyl ether	ug/kg	NE	NE	NE	NE	NS	NS	NS	NS	NS	NS	NS	NS	NS	NS	< 89.5 U	NS	NS	< 67.6 U
Ethylbenzene	ug/kg	**10100**	**10100**	NE	500000	NS	NS	NS	NS	NS	NS	NS	NS	NS	NS	< 89.5 UJ	NS	NS	**144**
Isopropylbenzene	ug/kg	NE	NE	NE	500000	NS	NS	NS	NS	NS	NS	NS	NS	NS	NS	< 89.5 U	NS	NS	< 67.6 U
m,p-Xylenes	ug/kg	NE	**19500**	NE	NE	NS	NS	NS	NS	NS	NS	NS	NS	NS	NS	< 179 U	NS	NS	**221**
Methyl Isobutyl Ketone	ug/kg	7000	14000	NE	500000	NS	NS	NS	NS	NS	NS	NS	NS	NS	NS	< 895 U	NS	NS	< 676 U
Naphthalene	ug/kg	**5600**	56000	NE	1000000	NS	NS	NS	NS	NS	NS	NS	NS	NS	NS	< 89.5 U	NS	NS	**155**
n-Butylbenzene	ug/kg	NE	NE	NE	500000	NS	NS	NS	NS	NS	NS	NS	NS	NS	NS	< 89.5 U	NS	NS	< 67.6 U
n-Propylbenzene	ug/kg	NE	NE	NE	500000	NS	NS	NS	NS	NS	NS	NS	NS	NS	NS	< 89.5 U	NS	NS	**114**
o-Xylene	ug/kg	NE	**19500**	NE	NE	NS	NS	NS	NS	NS	NS	NS	NS	NS	NS	< 89.5 UJ	NS	NS	**72.3**
p-Isopropyltoluene	ug/kg	NE	NE	NE	500000	NS	NS	NS	NS	NS	NS	NS	NS	NS	NS	< 89.5 U	NS	NS	< 67.6 U
sec-Butylbenzene	ug/kg	NE	NE	NE	500000	NS	NS	NS	NS	NS	NS	NS	NS	NS	NS	< 89.5 U	NS	NS	< 67.6 U
Styrene	ug/kg	2000	20000	NE	500000	NS	NS	NS	NS	NS	NS	NS	NS	NS	NS	< 89.5 U	NS	NS	< 67.6 U
tert-butylbenzene	ug/kg	NE	NE	NE	500000	NS	NS	NS	NS	NS	NS	NS	NS	NS	NS	< 89.5 U	NS	NS	< 67.6 U
Tetrachloroethylene	ug/kg	**100**	1000	NE	12000	NS	NS	NS	NS	NS	NS	NS	NS	NS	NS	< 89.5 U	NS	NS	**141**
Toluene	ug/kg	20000	67000	NE	500000	NS	NS	NS	NS	NS	NS	NS	NS	NS	NS	< 89.5 U	NS	NS	**391**
Total Xylenes	ug/kg	**19500**	**19500**	NE	NE	NS	NS	NS	NS	NS	NS	NS	NS	NS	NS	< 179 U	NS	NS	**293**
trans-1,2-Dichloroethylene	ug/kg	**2000**	20000	NE	500000	NS	NS	NS	NS	NS	NS	NS	NS	NS	NS	< 89.5 U	NS	NS	**269**
Trichloroethene	ug/kg	**100**	**1000**	NE	56000	NS	NS	NS	NS	NS	NS	NS	NS	NS	NS	< 89.5 U	NS	NS	**1220**
Vinyl chloride	ug/kg	**40**	**400**	NE	**320**	NS	NS	NS	NS	NS	NS	NS	NS	NS	NS	< 89.5 UJ	NS	NS	**332**
VOCs-SPLP																			
Total VOC-SPLP	ug/l	NE	NE	NE	NE	NS	NS	NS	NS	NS	NS	NS	NS	NS	NS	NS	NS	NS	NS
SVOC-SIMs																			
Benzo(a)pyrene	ug/kg	1000	1000	NE	1000	NS	NS	NS	NS	NS	NS	NS	NS	NS	NS	NS	NS	NS	NS
Benzo(b)fluoranthene	ug/kg	1000	1000	NE	1000	NS	NS	NS	NS	NS	NS	NS	NS	NS	NS	NS	NS	NS	NS
Fluoranthene	ug/kg	5600	56000	NE	1000000	NS	NS	NS	NS	NS	NS	NS	NS	NS	NS	NS	NS	NS	NS
Pyrene	ug/kg	4000	40000	NE	1000000	NS	NS	NS	NS	NS	NS	NS	NS	NS	NS	NS	NS	NS	NS
SVOCs																			
1-Methylnaphthalene	ug/kg	*200*	*1000*	NE	*21000*	NS	NS	NS	NS	NS	< 998 U	NS	< 192 U	NS	NS	< 229 U	NS	NS	NS
2-Methylnaphthalene	ug/kg	*560*	*5600*	NE	*270000*	NS	NS	NS	NS	NS	< 998 U	NS	< 192 U	NS	NS	< 229 U	NS	NS	NS
Acenaphthene	ug/kg	*8400*	*84000*	NE	*1000000*	NS	NS	NS	NS	NS	< 998 U	NS	< 192 U	NS	NS	< 229 U	NS	NS	NS
Acenaphthylene	ug/kg	8400	84000	NE	1000000	NS	NS	NS	NS	NS	< 998 U	NS	< 192 U	NS	NS	< 229 U	NS	NS	NS
Anthracene	ug/kg	40000	400000	NE	1000000	NS	NS	NS	NS	NS	< 998 U	NS	< 192 U	NS	NS	< 229 U	NS	NS	NS
Benzo(a)anthracene	ug/kg	**1000**	**1000**	NE	**1000**	NS	NS	NS	NS	NS	< 998 U	NS	< 192 U	NS	NS	< 229 U	NS	NS	NS
Benzo(a)pyrene	ug/kg	**1000**	**1000**	NE	**1000**	NS	NS	NS	NS	NS	< 998 U	NS	< 192 U	NS	NS	< 229 U	NS	NS	NS
Benzo(b)fluoranthene	ug/kg	**1000**	**1000**	NE	**1000**	NS	NS	NS	NS	NS	< 998 U	NS	< 192 U	NS	NS	< 229 U	NS	NS	NS
Benzo(g,h,i)perylene	ug/kg	*1000*	*1000*	NE	*8400*	NS	NS	NS	NS	NS	< 998 U	NS	< 192 U	NS	NS	< 229 U	NS	NS	NS
Benzo(k)fluoranthene	ug/kg	**1000**	**1000**	NE	**8400**	NS	NS	NS	NS	NS	< 998 U	NS	< 192 U	NS	NS	< 229 U	NS	NS	NS
Bis(2-ethylhexyl)phthalate	ug/kg	**1000**	11000	NE	44000	NS	NS	NS	NS	NS	NS	NS	NS	NS	NS	NS	NS	NS	NS
Chrysene	ug/kg	*1000*	*1000*	NE	*84000*	NS	NS	NS	NS	NS	< 998 U	NS	< 192 U	NS	NS	< 229 U	NS	NS	NS
Dibenzo(a,h)anthracene	ug/kg	*1000*	*1000*	NE	***1000***	NS	NS	NS	NS	NS	< 998 U	NS	< 192 U	NS	NS	< 229 U	NS	NS	NS
Fluoranthene	ug/kg	**5600**	56000	NE	1000000	NS	NS	NS	NS	NS	**1720**	NS	< 192 U	NS	NS	< 229 U	NS	NS	NS
Fluorene	ug/kg	**5600**	56000	NE	1000000	NS	NS	NS	NS	NS	< 998 U	NS	< 192 U	NS	NS	< 229 U	NS	NS	NS
Indeno(1,2,3-cd)pyrene	ug/kg	*1000*	*1000*	NE	***1000***	NS	NS	NS	NS	NS	< 998 U	NS	< 192 U	NS	NS	< 229 U	NS	NS	NS
Naphthalene	ug/kg	**5600**	56000	NE	1000000	NS	NS	NS	NS	NS	< 998 U	NS	< 192 U	NS	NS	< 229 U	NS	NS	NS
Phenanthrene	ug/kg	**4000**	40000	NE	1000000	NS	NS	NS	NS	NS	< 998 U	NS	< 192 U	NS	NS	< 229 U	NS	NS	NS
Pyrene	ug/kg	**4000**	40000	NE	1000000	NS	NS	NS	NS	NS	**1390**	NS	< 192 U	NS	NS	< 229 U	NS	NS	NS
SVOCs-SPLP																			
1-Methylnaphthalene	ug/l	NE	NE	*50*	NE	NS	NS	NS	NS	NS	NS	NS	NS	NS	NS	NS	NS	NS	NS
2-Methylnaphthalene	ug/l	NE	NE	*280*	NE	NS	NS	NS	NS	NS	NS	NS	NS	NS	NS	NS	NS	NS	NS
Acenaphthene	ug/l	NE	NE	*4200*	NE	NS	NS	NS	NS	NS	NS	NS	NS	NS	NS	NS	NS	NS	NS
Anthracene	ug/l	NE	NE	20000	NE	NS	NS	NS	NS	NS	NS	NS	NS	NS	NS	NS	NS	NS	NS
Benzo(a)anthracene	ug/l	NE	NE	0.6	NE	NS	NS	NS	NS	NS	NS	NS	NS	NS	NS	NS	NS	NS	NS
Fluoranthene	ug/l	NE	NE	2800	NE	NS	NS	NS	NS	NS	NS	NS	NS	NS	NS	NS	NS	NS	NS
Fluorene	ug/l	NE	NE	2800	NE	NS	NS	NS	NS	NS	NS	NS	NS	NS	NS	NS	NS	NS	NS
Naphthalene	ug/l	NE	NE	2800	NE	NS	NS	NS	NS	NS	NS	NS	NS	NS	NS	NS	NS	NS	NS
Phenanthrene	ug/l	NE	NE	2000	NE	NS	NS	NS	NS	NS	NS	NS	NS	NS	NS	NS	NS	NS	NS
Pyrene	ug/l	NE	NE	2000	NE	NS	NS	NS	NS	NS	NS	NS	NS	NS	NS	NS	NS	NS	NS

Table 2
AOC 1 Non-PCB Soil Analytical Data
EC Application

Greenwich High School
10 Hillside Road
Greenwich, CT

Location ID						V16-SB34	V16-SB34	V17-SS55	V17-SS55	V18-SB380	V18-SB380	V21A-SB401	V21A-SB401	V21A-SB401	V6-SB427	V6-SB427	V6-SS222	V6-SS222	V9A-SB310
Depth Interval						7 - 8 ft	8 - 8.5 ft	0 - 0.5 ft	0 - 0.25 ft	1 - 1.5 ft	3 - 5 ft	2 - 3 ft	4 - 5 ft	5 - 5.5 ft	11.5 - 12 ft	2 - 3 ft	0 - 0.25 ft	0 - 0.25 ft	2.5 - 4 ft
Sample ID	Unit	2013 GA PMC	2013 GB PMC	GWPC x 10	2013 RES DEC	V16-SB34 7-8	V16-SB34 8-8.5	V17-SS55-080411	V17-SS55 0-3	18-SB380 (1-1.5)-06	18-SB380 (3-5)-062	A-SB401(2-3)-0627	A-SB401 (4-5)-0627	-SB401 (5-5.5)-0623	SB427(11.5-12)07035	-SB427(2-3)070312	DUPLICATE-13	V6-SS222 0-3	-SB310(2.5-4)-0217
Sample Date						8/10/2011	8/10/2011	8/4/2011	8/11/2011	6/25/2012	6/25/2012	6/27/2012	6/27/2012	6/27/2012	7/3/2012	7/3/2012	8/12/2011	8/12/2011	2/17/2012
SDG						SB33209	SB33209	SB32875	SB33374	SB51792	SB51792	SB51902	SB51902	SB51902	SB52216	SB52216	SB33374	SB33374	SB44128
Metals																			
Antimony	mg/kg	NE	NE	NE	**27**	NS	NS	NS	NS	< 4.88 UJ	< 5.41 UJ	< 5.51 U	< 4.91 U	< 5.06 U	< 4.93 UJ	< 6.09 UJ	NS	NS	NS
Arsenic	mg/kg	NE	NE	NE	**10**	NS	NS	NS	NS	< 1.46 U	**3.71**	**5.31**	**4.61 J+**	**5.87 J+**	< 1.48 U	< 1.83 U	NS	NS	NS
Barium	mg/kg	NE	NE	NE	4700	NS	NS	NS	NS	**111**	**302**	**215**	**81.5**	**333**	**61.1 J+**	**188 J+**	NS	NS	NS
Beryllium	mg/kg	NE	NE	NE	**2**	NS	NS	NS	NS	**0.873**	**1.02**	**0.727**	< 0.491 U	< 0.506 U	< 0.493 U	**0.845**	NS	NS	NS
Cadmium	mg/kg	NE	NE	NE	**34**	NS	NS	NS	NS	< 0.488 U	**0.747**	**0.552**	< 0.491 U	< 0.506 U	< 0.493 UJ	< 0.609 UJ	NS	NS	NS
Chromium	mg/kg	NE	NE	NE	NE	NS	NS	NS	NS	**22.6**	**87.8**	**38.0**	**20.6**	**40.7**	**9.90 J-**	**91.8 J-**	NS	NS	NS
Copper	mg/kg	NE	NE	NE	**2500**	NS	NS	NS	NS	**43.9**	**147**	**18.7**	**20.5**	**13.5**	**11.6 J**	**17.8 J**	NS	NS	NS
Lead	mg/kg	NE	NE	NE	**400**	NS	NS	NS	NS	**37.7**	**287**	**28.9**	**65.2**	**21.6**	**3.47 J**	**7.70 J**	NS	NS	NS
Mercury	mg/kg	NE	NE	NE	20	NS	NS	NS	NS	**0.0572**	**0.318**	< 0.0334 U	**0.0882**	**0.0699**	< 0.0305 U	< 0.0380 U	NS	NS	NS
Nickel	mg/kg	NE	NE	NE	**1400**	NS	NS	NS	NS	**12.6**	**70.1**	**15.9**	**12.1**	**15.3**	**8.02 J-**	**33.3 J-**	NS	NS	NS
Selenium	mg/kg	NE	NE	NE	340	NS	NS	NS	NS	< 1.46 U	< 1.62 U	< 1.65 U	< 1.47 U	< 1.52 U	< 1.48 UJ	< 1.83 UJ	NS	NS	NS
Silver	mg/kg	NE	NE	NE	340	NS	NS	NS	NS	< 2.93 U	< 1.62 U	< 1.65 U	< 1.47 U	< 1.52 U	< 1.48 UJ	< 3.90 UJ	NS	NS	NS
Thallium	mg/kg	NE	NE	NE	**5.4**	NS	NS	NS	NS	< 2.93 U	< 6.49 U	< 3.30 U	< 2.95 U	< 3.04 U	< 2.96 U	< 3.66 U	NS	NS	NS
Vanadium	mg/kg	NE	NE	NE	**470**	NS	NS	NS	NS	**27.2**	**50.3**	**36.2**	**22.7**	**32.8**	**17.4**	**53.2**	NS	NS	NS
Zinc	mg/kg	NE	NE	NE	**20000**	NS	NS	NS	NS	**67.1**	**385**	**50.6**	**67.4**	**43.9**	**16.2 J**	**32.5 J**	NS	NS	NS
Metals-SPLP																			
Antimony	ug/l	**6**	60	NE	NE	NS	NS	NS	NS	NS	NS	NS	NS	NS	NS	NS	NS	NS	NS
Arsenic	ug/l	50	500	NE	NE	NS	NS	NS	NS	NS	NS	NS	NS	NS	NS	NS	NS	NS	NS
Barium	ug/l	1000	10000	NE	NE	NS	NS	NS	NS	NS	NS	NS	NS	NS	NS	NS	NS	NS	NS
Cadmium	ug/l	**5**	**50**	NE	NE	NS	NS	NS	NS	NS	NS	NS	NS	NS	NS	NS	NS	NS	NS
Chromium	ug/l	50	500	NE	NE	NS	NS	NS	NS	NS	NS	NS	NS	NS	NS	NS	NS	NS	NS
Copper	ug/l	1300	13000	NE	NE	NS	NS	NS	NS	NS	NS	NS	NS	NS	NS	NS	NS	NS	NS
Lead	ug/l	**15**	**150**	NE	NE	NS	NS	NS	NS	NS	NS	NS	NS	NS	NS	NS	NS	NS	NS
Nickel	ug/l	100	1000	NE	NE	NS	NS	NS	NS	NS	NS	NS	NS	NS	NS	NS	NS	NS	NS
Vanadium	ug/l	50	500	NE	NE	NS	NS	NS	NS	NS	NS	NS	NS	NS	NS	NS	NS	NS	NS
Zinc	ug/l	5000	50000	NE	NE	NS	NS	NS	NS	NS	NS	NS	NS	NS	NS	NS	NS	NS	NS
Cyanide																			
Cyanide	mg/kg	NE	NE	NE	1400	NS	NS	NS	NS	NS	NS	NS	NS	NS	NS	NS	NS	NS	NS
PCBs																			
Aroclor 1242	ug/kg	NE	NE	NE	NE	NS	< 45.3 U	< 20.4 U	< 19.8 U	< 21.7 U	< 22.9 U	< 22.6 U	< 21.2 U	< 22.2 U	< 21.2 U	< 25.8 U	< 25.8 U	< 26.3 U	NS
Aroclor 1248	ug/kg	NE	NE	NE	NE	NS	< 45.3 U	**107**	< 19.8 U	**538**	**17600**	< 22.6 U	< 21.2 U	< 22.2 U	< 21.2 U	< 25.8 U	< 25.8 U	< 26.3 U	NS
Aroclor 1254	ug/kg	NE	NE	NE	NE	NS	< 45.3 U	< 20.4 U	< 19.8 U	< 21.7 U	< 22.9 U	< 22.6 U	< 21.2 U	< 22.2 U	< 21.2 U	< 25.8 U	< 25.8 U	< 26.3 U	NS
Aroclor 1260	ug/kg	NE	NE	NE	NE	NS	< 45.3 U	< 20.4 U	< 19.8 U	< 21.7 U	**501**	< 22.6 U	< 21.2 U	< 22.2 U	< 21.2 U	< 25.8 U	< 25.8 U	< 26.3 U	NS
Aroclor 1262	ug/kg	NE	NE	NE	NE	NS	< 45.3 U	< 20.4 U	< 19.8 U	< 21.7 U	< 22.9 U	< 22.6 U	< 21.2 U	< 22.2 U	< 21.2 U	< 25.8 U	< 25.8 U	< 26.3 U	NS
Total PCB Aroclors	ug/kg	**NE**	NE	NE	**1000**	NS	< 45.3 U	**107**	< 19.8 U	**538**	**18101**	< 22.6 U	< 21.2 U	< 22.2 U	< 21.2 U	< 25.8 U	< 25.8 U	< 26.3 U	NS
PCBs-SPLP																			
Aroclor 1242	ug/l	NE	NE	NE	NE	NS	NS	NS	NS	NS	NS	NS	NS	NS	NS	NS	NS	NS	NS
Aroclor 1248	ug/l	NE	NE	NE	NE	NS	NS	NS	NS	NS	NS	NS	NS	NS	NS	NS	NS	NS	NS
Aroclor 1260	ug/l	NE	NE	NE	NE	NS	NS	NS	NS	NS	NS	NS	NS	NS	NS	NS	NS	NS	NS
Total PCB Aroclors	ug/l	**0.5**	**5**	NE	NE	NS	NS	NS	NS	NS	NS	NS	NS	NS	NS	NS	NS	NS	NS
Pesticides																			
4,4-DDD (p,p)	ug/kg	NE	NE	NE	NE	< 18.2 U	NS	NS	< 8.37 U	NS	NS	NS	NS	NS	NS	NS	NS	< 10.8 U	NS
4,4-DDE (p,p)	ug/kg	NE	NE	NE	NE	< 11.4 U	NS	NS	< 5.23 U	NS	NS	NS	NS	NS	NS	NS	NS	< 6.73 U	NS
4,4-DDT (p,p)	ug/kg	NE	NE	NE	1800	< 18.2 U	NS	NS	< 8.37 U	NS	NS	NS	NS	NS	NS	NS	NS	< 10.8 U	NS
alpha-Chlordane	ug/kg	NE	NE	NE	NE	< 11.4 U	NS	NS	< 5.23 U	NS	NS	NS	NS	NS	NS	NS	NS	**13.5 J**	NS
Chlordane	ug/kg	NE	NE	NE	**490**	< 45.6 U	NS	NS	< 20.9 U	NS	NS	NS	NS	NS	NS	NS	NS	**39.0**	NS
Endrin	ug/kg	NE	NE	NE	20000	< 18.2 U	NS	NS	< 8.37 U	NS	NS	NS	NS	NS	NS	NS	NS	< 10.8 U	NS
gamma-Chlordane	ug/kg	NE	NE	NE	NE	< 11.4 U	NS	NS	< 5.23 U	NS	NS	NS	NS	NS	NS	NS	NS	**11.3**	NS
Methoxychlor	ug/kg	800	8000	NE	340000	< 18.2 U	NS	NS	< 8.37 U	NS	NS	NS	NS	NS	NS	NS	NS	< 10.8 U	NS
Total DDx	ug/kg	***3***	***20***	NE	1800	< 18.2	NS	NS	< 8.37	NS	NS	NS	NS	NS	NS	NS	NS	< 6.73	NS
Pesticides-SPLP																			
Chlordane	ug/l	NE	NE	**3**	NE	NS	NS	NS	NS	NS	NS	NS	NS	NS	NS	NS	NS	NS	NS
Herbicides																			
Total Herbicides	ug/kg	NE	NE	NE	NE	NS	NS	NS	NS	NS	NS	NS	NS	NS	NS	NS	NS	NS	NS

Notes:
This is a summary table. Only detected analytes are shown.
<0.010 = Not detected above the laboratory reporting limit
Bold = Detected above reporting limit
Yellow highlighted cells exceed the 2013 GA PMC
Green highlighted cells exceed the 2013 GB PMC
Blue highlighted cells exceed the 2013 RES DEC
RES DEC = Residential Direct Exposure Criteria
GA PMC = Pollutant Mobility Criteria for GA classified groundwater areas
GB PMC = Pollutant Mobility Criteria for GB classified groundwater areas
GWPC = Groundwater Protection Criteria
Italicized criteria indicate that criteria value is from CTDEEP Recommended Criteria Values for Common Additional Polluting Substances and Alternative Criteria Requests (September 2018)
NE = Criteria has not been established
NS = Not sampled for this constituent
ug/kg = micrograms per kilogram
ug/l = micrograms per liter
mg/kg = milligrams per kilogram
U = The analyte was not detected above the detection limit
J+ = Result may be biased high
J-= Result may be biased low
J = Result is considered estimated
UJ = The analyte was not detected at a level greater than or equal to the adjusted DL. However, the reported adjusted DL is approximate and may be inaccurate or imprecise.

Table 2
AOC 1 Non-PCB Soil Analytical Data
EC Application

Greenwich High School
10 Hillside Road
Greenwich, CT

Location ID						V9A-SB310	V9B-SS	V9C-SS	V9D-SS	V9E-SS	V9-SB234	V9-SB234	V9-SB234	V9-SB234	W11-SS59	W11-SS59	W15	W15-SS300	W20-SB49
Depth Interval						8 - 10 ft	0 - 0.5 ft	0 - 0.5 ft	0 - 0.5 ft	0 - 0.5 ft	0.5 - 2.5 ft	1 - 2 ft	2.5 - 4.5 ft	6 - 7 ft	0 - 0.5 ft	0 - 0.25 ft	1.5 - 2 ft	0 - 0.25 ft	0 - 1 ft
Sample ID	Unit	2013 GA PMC	2013 GB PMC	GWPC x 10	2013 RES DEC	-SB310(8-10)-0217	V9B-SS-021612-1	V9C-SS-021612-1	V9D-SS-021612-1	V9E-SS-021612-1	9-SB234 (.50-2.50)-	V9-SB234 (1-2)-1	9-SB234 (2.5-4.5)-1	V9-SB234 (6-7)-1	W11-SS59-080411	W11-SS59 0-3	W15(1.5-2)-1	15SS300 0-3-08231	W20-SB49 0-1
Sample Date						2/17/2012	2/16/2012	2/16/2012	2/16/2012	2/16/2012	12/27/2011	9/16/2020	12/27/2011	12/27/2011	8/4/2011	8/12/2011	9/16/2020	8/23/2011	8/10/2011
SDG						SB44128	SB44128	SB44128	SB44128	SB44128	SB41720	20I0847	SB41720	SB41720	SB32875	SB33374	20I0847	SB34022	SB33209
CTETPH																			
Aliphatic Hydrocarbons (ETPH) C9-C36	mg/kg	**500**	**2500**	NE	**500**	NS	NS	NS	NS	NS	NS	NS	**161**	NS	NS	NS	NS	NS	NS
Total Petroleum Hydrocarbons	mg/kg	**500**	**2500**	NE	**500**	NS	NS	NS	NS	NS	NS	NS	**161**	NS	NS	NS	NS	NS	NS
Unidentified	mg/kg	NE	NE	NE	NE	NS	NS	NS	NS	NS	NS	NS	**161**	NS	NS	NS	NS	NS	NS
CTETPH-SPLP																			
Aliphatic Hydrocarbons (ETPH) C9-C36	mg/l	NE	NE	2.5	NE	NS	NS	NS	NS	NS	NS	NS	NS	NS	NS	NS	NS	NS	NS
Total Petroleum Hydrocarbons	mg/l	NE	NE	NE	NE	NS	NS	NS	NS	NS	NS	NS	NS	NS	NS	NS	NS	NS	NS
Unidentified	mg/l	NE	NE	NE	NE	NS	NS	NS	NS	NS	NS	NS	NS	NS	NS	NS	NS	NS	NS
VOCs																			
1,1,1-Trichloroethane	ug/kg	4000	40000	NE	500000	< 7.3 U	< 130 UJ	< 108 UJ	< 144 UJ	< 128 UJ	NS	< 1.3	< 112 U	NS	NS	NS	NS	NS	NS
1,1-Dichloroethane	ug/kg	**1400**	14000	NE	500000	< 7.3 U	< 130 U	< 108 U	< 144 U	< 128 U	NS	< 1.3	< 112 U	NS	NS	NS	NS	NS	NS
1,2,4-Trichlorobenzene	ug/kg	NE	NE	NE	21000	< 7.3 U	< 130 U	< 108 U	< 144 U	< 128 U	NS	< 1.3	< 112 U	NS	NS	NS	NS	NS	NS
1,2,4-Trimethylbenzene	ug/kg	NE	NE	NE	500000	< 7.3 U	< 130 U	< 108 U	< 144 U	< 128 U	NS	< 1.3	**387**	NS	NS	NS	NS	NS	NS
1,2-Dichlorobenzene	ug/kg	3100	3100	NE	500000	< 7.3 U	< 130 U	< 108 U	< 144 U	< 128 U	NS	< 1.3	< 112 U	NS	NS	NS	NS	NS	NS
1,2-Dichloroethane	ug/kg	**20**	200	NE	6700	< 7.3 U	< 130 U	< 108 U	< 144 U	< 128 U	NS	< 1.3	**112**	NS	NS	NS	NS	NS	NS
1,3,5-Trimethylbenzene	ug/kg	NE	NE	NE	500000	< 7.3 U	< 130 U	< 108 U	< 144 U	< 128 U	NS	< 1.3	**153**	NS	NS	NS	NS	NS	NS
1,3-Dichlorobenzene	ug/kg	12000	120000	NE	500000	< 7.3 U	< 130 U	< 108 U	< 144 U	< 128 U	NS	< 1.3	< 112 U	NS	NS	NS	NS	NS	NS
1,4-Dichlorobenzene	ug/kg	1500	15000	NE	26000	< 7.3 U	< 130 U	< 108 U	< 144 U	< 128 U	NS	< 1.3	< 112 U	NS	NS	NS	NS	NS	NS
2-Butanone (MEK)	ug/kg	8000	80000	NE	500000	< 73.4 U	< 1300 U	< 1080 UJ	< 1440 U	< 1280 U	NS	< 27	< 1120 U	NS	NS	NS	NS	NS	NS
Acetone	ug/kg	14000	140000	NE	500000	**137**	< 1300 U	< 1080 U	< 1440 U	< 1280 U	NS	< 67	< 1120 U	NS	NS	NS	NS	NS	NS
Benzene	ug/kg	**20**	**200**	NE	21000	< 7.3 U	< 130 U	< 108 U	< 144 U	< 128 U	NS	< 1.3	**247**	NS	NS	NS	NS	NS	NS
Chlorobenzene	ug/kg	2000	20000	NE	500000	< 7.3 U	< 130 U	< 108 U	< 144 U	< 128 U	NS	< 1.3	< 112 U	NS	NS	NS	NS	NS	NS
Chloroethane	ug/kg	NE	NE	NE	130000	< 14.7 U	< 260 U	< 216 UJ	< 289 UJ	< 255 UJ	NS	< 1.3	< 224 U	NS	NS	NS	NS	NS	NS
cis-1,2-Dichloroethylene	ug/kg	**1400**	**14000**	NE	500000	< 7.3 U	< 130 U	< 108 U	< 144 U	< 128 U	NS	< 1.3	**1540**	NS	NS	NS	NS	NS	NS
Ethyl ether	ug/kg	NE	NE	NE	NE	< 7.3 U	< 130 U	< 108 U	< 144 U	< 128 U	NS	NS	< 112 U	NS	NS	NS	NS	NS	NS
Ethylbenzene	ug/kg	**10100**	**10100**	NE	500000	< 7.3 U	< 130 U	< 108 U	< 144 U	< 128 U	NS	< 1.3	**299**	NS	NS	NS	NS	NS	NS
Isopropylbenzene	ug/kg	NE	NE	NE	500000	< 7.3 U	< 130 U	< 108 U	< 144 U	< 128 U	NS	< 1.3	< 112 U	NS	NS	NS	NS	NS	NS
m,p-Xylenes	ug/kg	NE	**19500**	NE	NE	< 14.7 U	< 260 U	< 216 U	< 289 U	< 255 U	NS	< 2.7	**523**	NS	NS	NS	NS	NS	NS
Methyl Isobutyl Ketone	ug/kg	7000	14000	NE	500000	< 73.4 U	< 1300 U	< 1080 U	< 1440 U	< 1280 U	NS	< 13	**1120**	NS	NS	NS	NS	NS	NS
Naphthalene	ug/kg	**5600**	56000	NE	1000000	< 7.3 U	< 130 U	< 108 U	< 144 U	< 128 U	NS	< 2.7	**367**	NS	NS	NS	NS	NS	NS
n-Butylbenzene	ug/kg	NE	NE	NE	500000	< 7.3 UJ	< 130 U	< 108 U	< 144 U	< 128 U	NS	< 1.3	< 112 U	NS	NS	NS	NS	NS	NS
n-Propylbenzene	ug/kg	NE	NE	NE	500000	< 7.3 U	< 130 U	< 108 U	< 144 U	< 128 U	NS	< 1.3	**128**	NS	NS	NS	NS	NS	NS
o-Xylene	ug/kg	NE	**19500**	NE	NE	< 7.3 U	< 130 U	< 108 U	< 144 U	< 128 U	NS	< 1.3	**157**	NS	NS	NS	NS	NS	NS
p-Isopropyltoluene	ug/kg	NE	NE	NE	500000	< 7.3 U	< 130 U	< 108 U	< 144 U	< 128 U	NS	< 1.3	< 112 U	NS	NS	NS	NS	NS	NS
sec-Butylbenzene	ug/kg	NE	NE	NE	500000	< 7.3 U	< 130 U	< 108 U	< 144 U	< 128 U	NS	< 1.3	< 112 U	NS	NS	NS	NS	NS	NS
Styrene	ug/kg	2000	20000	NE	500000	< 7.3 U	< 130 U	< 108 U	< 144 U	< 128 U	NS	< 1.3	< 112 U	NS	NS	NS	NS	NS	NS
tert-butylbenzene	ug/kg	NE	NE	NE	500000	< 7.3 U	< 130 U	< 108 U	< 144 U	< 128 U	NS	< 1.3	< 112 U	NS	NS	NS	NS	NS	NS
Tetrachloroethylene	ug/kg	**100**	1000	NE	12000	< 7.3 U	< 130 U	< 108 U	< 144 U	< 128 U	NS	< 1.3	**205**	NS	NS	NS	NS	NS	NS
Toluene	ug/kg	20000	67000	NE	500000	< 7.3 U	< 130 U	< 108 U	< 144 U	< 128 U	NS	< 1.3	**3990**	NS	NS	NS	NS	NS	NS
Total Xylenes	ug/kg	**19500**	**19500**	NE	NE	< 14.7 U	< 260 U	< 216 U	< 289 U	< 255 U	NS	< 2.7	**680**	NS	NS	NS	NS	NS	NS
trans-1,2-Dichloroethylene	ug/kg	**2000**	20000	NE	500000	< 7.3 U	< 130 U	< 108 U	< 144 U	< 128 U	NS	< 1.3	**133**	NS	NS	NS	NS	NS	NS
Trichloroethene	ug/kg	**100**	**1000**	NE	56000	< 7.3 U	< 130 U	< 108 U	< 144 U	< 128 U	NS	< 1.3	**1350**	NS	NS	NS	NS	NS	NS
Vinyl chloride	ug/kg	**40**	**400**	NE	**320**	< 7.3 U	< 130 U	< 108 UJ	< 144 UJ	< 128 UJ	NS	< 6.7	**766 J+**	NS	NS	NS	NS	NS	NS
VOCs-SPLP																			
Total VOC-SPLP	ug/l	NE	NE	NE	NE	NS	< 1.0 U	< 1.0 U	< 1.0 U	< 1.0 U	NS	NS	NS	NS	NS	NS	NS	NS	NS
SVOC-SIMs																			
Benzo(a)pyrene	ug/kg	1000	1000	NE	1000	NS	NS	NS	NS	NS	NS	NS	NS	NS	NS	NS	NS	NS	NS
Benzo(b)fluoranthene	ug/kg	1000	1000	NE	1000	NS	NS	NS	NS	NS	NS	NS	NS	NS	NS	NS	NS	NS	NS
Fluoranthene	ug/kg	5600	56000	NE	1000000	NS	NS	NS	NS	NS	NS	NS	NS	NS	NS	NS	NS	NS	NS
Pyrene	ug/kg	4000	40000	NE	1000000	NS	NS	NS	NS	NS	NS	NS	NS	NS	NS	NS	NS	NS	NS
SVOCs																			
1-Methylnaphthalene	ug/kg	*200*	*1000*	NE	*21000*	NS	NS	NS	NS	NS	NS	NS	< 439 U	NS	NS	NS	NS	NS	NS
2-Methylnaphthalene	ug/kg	*560*	*5600*	NE	*270000*	NS	NS	NS	NS	NS	NS	NS	< 439 U	NS	NS	NS	NS	NS	NS
Acenaphthene	ug/kg	*8400*	*84000*	NE	*1000000*	NS	NS	NS	NS	NS	NS	NS	< 439 U	NS	NS	NS	NS	NS	NS
Acenaphthylene	ug/kg	8400	84000	NE	1000000	NS	NS	NS	NS	NS	NS	NS	< 439 UJ	NS	NS	NS	NS	NS	NS
Anthracene	ug/kg	40000	400000	NE	1000000	NS	NS	NS	NS	NS	NS	NS	< 439 U	NS	NS	NS	NS	NS	NS
Benzo(a)anthracene	ug/kg	**1000**	**1000**	NE	**1000**	NS	NS	NS	NS	NS	NS	NS	< 439 U	NS	NS	NS	NS	NS	NS
Benzo(a)pyrene	ug/kg	**1000**	**1000**	NE	**1000**	NS	NS	NS	NS	NS	NS	NS	< 439 U	NS	NS	NS	NS	NS	NS
Benzo(b)fluoranthene	ug/kg	**1000**	**1000**	NE	**1000**	NS	NS	NS	NS	NS	NS	NS	< 439 U	NS	NS	NS	NS	NS	NS
Benzo(g,h,i)perylene	ug/kg	*1000*	*1000*	NE	*8400*	NS	NS	NS	NS	NS	NS	NS	< 439 U	NS	NS	NS	NS	NS	NS
Benzo(k)fluoranthene	ug/kg	**1000**	**1000**	NE	**8400**	NS	NS	NS	NS	NS	NS	NS	< 439 U	NS	NS	NS	NS	NS	NS
Bis(2-ethylhexyl)phthalate	ug/kg	**1000**	11000	NE	44000	NS	NS	NS	NS	NS	NS	NS	**1160**	NS	NS	NS	NS	NS	NS
Chrysene	ug/kg	*1000*	*1000*	NE	*84000*	NS	NS	NS	NS	NS	NS	NS	< 439 U	NS	NS	NS	NS	NS	NS
Dibenzo(a,h)anthracene	ug/kg	*1000*	*1000*	NE	***1000***	NS	NS	NS	NS	NS	NS	NS	< 439 U	NS	NS	NS	NS	NS	NS
Fluoranthene	ug/kg	**5600**	56000	NE	1000000	NS	NS	NS	NS	NS	NS	NS	**1030**	NS	NS	NS	NS	NS	NS
Fluorene	ug/kg	**5600**	56000	NE	1000000	NS	NS	NS	NS	NS	NS	NS	< 439 U	NS	NS	NS	NS	NS	NS
Indeno(1,2,3-cd)pyrene	ug/kg	*1000*	*1000*	NE	***1000***	NS	NS	NS	NS	NS	NS	NS	< 439 U	NS	NS	NS	NS	NS	NS
Naphthalene	ug/kg	**5600**	56000	NE	1000000	NS	NS	NS	NS	NS	NS	NS	< 439 U	NS	NS	NS	NS	NS	NS
Phenanthrene	ug/kg	**4000**	40000	NE	1000000	NS	NS	NS	NS	NS	NS	NS	**669**	NS	NS	NS	NS	NS	NS
Pyrene	ug/kg	**4000**	40000	NE	1000000	NS	NS	NS	NS	NS	NS	NS	**731**	NS	NS	NS	NS	NS	NS
SVOCs-SPLP																			
1-Methylnaphthalene	ug/l	NE	NE	*50*	NE	NS	NS	NS	NS	NS	NS	NS	NS	NS	NS	NS	NS	NS	NS
2-Methylnaphthalene	ug/l	NE	NE	*280*	NE	NS	NS	NS	NS	NS	NS	NS	NS	NS	NS	NS	NS	NS	NS
Acenaphthene	ug/l	NE	NE	*4200*	NE	NS	NS	NS	NS	NS	NS	NS	NS	NS	NS	NS	NS	NS	NS
Anthracene	ug/l	NE	NE	20000	NE	NS	NS	NS	NS	NS	NS	NS	NS	NS	NS	NS	NS	NS	NS
Benzo(a)anthracene	ug/l	NE	NE	0.6	NE	NS	NS	NS	NS	NS	NS	NS	NS	NS	NS	NS	NS	NS	NS
Fluoranthene	ug/l	NE	NE	2800	NE	NS	NS	NS	NS	NS	NS	NS	NS	NS	NS	NS	NS	NS	NS
Fluorene	ug/l	NE	NE	2800	NE	NS	NS	NS	NS	NS	NS	NS	NS	NS	NS	NS	NS	NS	NS
Naphthalene	ug/l	NE	NE	2800	NE	NS	NS	NS	NS	NS	NS	NS	NS	NS	NS	NS	NS	NS	NS
Phenanthrene	ug/l	NE	NE	2000	NE	NS	NS	NS	NS	NS	NS	NS	NS	NS	NS	NS	NS	NS	NS
Pyrene	ug/l	NE	NE	2000	NE	NS	NS	NS	NS	NS	NS	NS	NS	NS	NS	NS	NS	NS	NS

Table 2
AOC 1 Non-PCB Soil Analytical Data
EC Application

Greenwich High School
10 Hillside Road
Greenwich, CT

Location ID Depth Interval Sample ID Sample Date SDG	Unit	2013 GA PMC	2013 GB PMC	GWPC x 10	2013 RES DEC	V9A-SB310 8 - 10 ft -SB310(8-10)-0217 2/17/2012 SB44128	V9B-SS 0 - 0.5 ft V9B-SS-021612-1 2/16/2012 SB44128	V9C-SS 0 - 0.5 ft V9C-SS-021612-1 2/16/2012 SB44128	V9D-SS 0 - 0.5 ft V9D-SS-021612-1 2/16/2012 SB44128	V9E-SS 0 - 0.5 ft V9E-SS-021612-1 2/16/2012 SB44128	V9-SB234 0.5 - 2.5 ft /9-SB234 (.50-2.50)- 12/27/2011 SB41720	V9-SB234 1 - 2 ft V9-SB234 (1-2)-1 9/16/2020 20I0847	V9-SB234 2.5 - 4.5 ft /9-SB234 (2.5-4.5)-1 12/27/2011 SB41720	V9-SB234 6 - 7 ft V9-SB234 (6-7)-1 12/27/2011 SB41720	W11-SS59 0 - 0.5 ft W11-SS59-080411 8/4/2011 SB32875	W11-SS59 0 - 0.25 ft W11-SS59 0-3 8/12/2011 SB33374	W15 1.5 - 2 ft W15(1.5-2)-1 9/16/2020 20I0847	W15-SS300 0 - 0.25 ft /15SS300 0-3-08231 8/23/2011 SB34022	W20-SB49 0 - 1 ft W20-SB49 0-1 8/10/2011 SB33209
Metals																			
Antimony	mg/kg	NE	NE	NE	**27**	NS	NS	NS	NS	NS	NS	NS	**8.57 J-**	< 5.35 UJ	NS	NS	NS	NS	NS
Arsenic	mg/kg	NE	NE	NE	**10**	NS	NS	NS	NS	NS	NS	NS	**17.8**	**3.51**	NS	NS	NS	NS	NS
Barium	mg/kg	NE	NE	NE	4700	NS	NS	NS	NS	NS	NS	NS	**958 J**	**69.0 J**	NS	NS	NS	NS	NS
Beryllium	mg/kg	NE	NE	NE	**2**	NS	NS	NS	NS	NS	NS	NS	< 0.596 U	< 0.535 U	NS	NS	NS	NS	NS
Cadmium	mg/kg	NE	NE	NE	**34**	NS	NS	NS	NS	NS	NS	NS	**13.1 J**	**0.588 J**	NS	NS	NS	NS	NS
Chromium	mg/kg	NE	NE	NE	NE	NS	NS	NS	NS	NS	NS	NS	**121 J**	**19.0 J**	NS	NS	NS	NS	NS
Copper	mg/kg	NE	NE	NE	**2500**	NS	NS	NS	NS	NS	NS	NS	**276 J**	**5.96 J**	NS	NS	NS	NS	NS
Lead	mg/kg	NE	NE	NE	**400**	NS	NS	NS	NS	NS	NS	**32**	**2020 J**	**24.7 J**	NS	NS	**37**	NS	NS
Mercury	mg/kg	NE	NE	NE	20	NS	NS	NS	NS	NS	NS	NS	< 5.03 U	< 0.765 U	NS	NS	NS	NS	NS
Nickel	mg/kg	NE	NE	NE	**1400**	NS	NS	NS	NS	NS	NS	NS	**68.7 J**	**6.08 J**	NS	NS	NS	NS	NS
Selenium	mg/kg	NE	NE	NE	340	NS	NS	NS	NS	NS	NS	NS	< 2.44 U	< 1.60 U	NS	NS	NS	NS	NS
Silver	mg/kg	NE	NE	NE	340	NS	NS	NS	NS	NS	NS	NS	**2.29 J**	< 1.60 UJ	NS	NS	NS	NS	NS
Thallium	mg/kg	NE	NE	NE	**5.4**	NS	NS	NS	NS	NS	NS	NS	< 4.17 U	< 3.21 U	NS	NS	NS	NS	NS
Vanadium	mg/kg	NE	NE	NE	**470**	NS	NS	NS	NS	NS	NS	NS	**58.1 J+**	**14.0 J+**	NS	NS	NS	NS	NS
Zinc	mg/kg	NE	NE	NE	**20000**	NS	NS	NS	NS	NS	NS	NS	**2130 J**	**47.5 J**	NS	NS	NS	NS	NS
Metals-SPLP																			
Antimony	ug/l	**6**	60	NE	NE	NS	NS	NS	NS	NS	NS	NS	< 11.0 UJ	NS	NS	NS	NS	NS	NS
Arsenic	ug/l	50	500	NE	NE	NS	NS	NS	NS	NS	NS	NS	< 4.0 UJ	NS	NS	NS	NS	NS	NS
Barium	ug/l	1000	10000	NE	NE	NS	NS	NS	NS	NS	NS	NS	**106 J**	NS	NS	NS	NS	NS	NS
Cadmium	ug/l	**5**	**50**	NE	NE	NS	NS	NS	NS	NS	NS	NS	< 2.5 UJ	NS	NS	NS	NS	NS	NS
Chromium	ug/l	50	500	NE	NE	NS	NS	NS	NS	NS	NS	NS	**10.7 J**	NS	NS	NS	NS	NS	NS
Copper	ug/l	1300	13000	NE	NE	NS	NS	NS	NS	NS	NS	NS	**7.3 J**	NS	NS	NS	NS	NS	NS
Lead	ug/l	**15**	**150**	NE	NE	NS	NS	NS	NS	NS	NS	NS	**38.2 J**	NS	NS	NS	NS	NS	NS
Nickel	ug/l	100	1000	NE	NE	NS	NS	NS	NS	NS	NS	NS	< 5.0 UJ	NS	NS	NS	NS	NS	NS
Vanadium	ug/l	50	500	NE	NE	NS	NS	NS	NS	NS	NS	NS	< 5.0 UJ	NS	NS	NS	NS	NS	NS
Zinc	ug/l	5000	50000	NE	NE	NS	NS	NS	NS	NS	NS	NS	< 46.0 UJ	NS	NS	NS	NS	NS	NS
Cyanide																			
Cyanide	mg/kg	NE	NE	NE	1400	NS	NS	NS	NS	NS	NS	NS	**3.99**	NS	NS	NS	NS	NS	NS
PCBs																			
Aroclor 1242	ug/kg	NE	NE	NE	NE	NS	NS	NS	NS	NS	< 22.1 U	NS	< 25.8 U	< 21.6 U	< 21.4 U	< 25.0 U	< 84	< 25.0 U	< 22.1 U
Aroclor 1248	ug/kg	NE	NE	NE	NE	NS	NS	NS	NS	NS	**163**	NS	**18200**	< 21.6 U	**143**	**53.1**	**240**	< 25.0 U	< 22.1 U
Aroclor 1254	ug/kg	NE	NE	NE	NE	NS	NS	NS	NS	NS	< 22.1 U	NS	< 25.8 U	< 21.6 U	< 21.4 U	< 25.0 U	< 84	< 25.0 U	< 22.1 U
Aroclor 1260	ug/kg	NE	NE	NE	NE	NS	NS	NS	NS	NS	< 22.1 U	NS	**984**	< 21.6 U	**29.0 J**	< 25.0 U	< 84	< 25.0 U	< 22.1 U
Aroclor 1262	ug/kg	NE	NE	NE	NE	NS	NS	NS	NS	NS	< 22.1 U	NS	< 25.8 U	< 21.6 U	< 21.4 U	< 25.0 U	< 84	< 25.0 U	< 22.1 U
Total PCB Aroclors	ug/kg	**NE**	NE	NE	**1000**	NS	NS	NS	NS	NS	**163**	NS	**19184**	< 21.6 U	**172**	**53.1**	**240**	< 25.0 U	< 22.1 U
PCBs-SPLP																			
Aroclor 1242	ug/l	NE	NE	NE	NE	NS	NS	NS	NS	NS	NS	NS	< 0.2 UJ	NS	NS	NS	NS	NS	NS
Aroclor 1248	ug/l	NE	NE	NE	NE	NS	NS	NS	NS	NS	NS	NS	< 0.2 UJ	NS	NS	NS	NS	NS	NS
Aroclor 1260	ug/l	NE	NE	NE	NE	NS	NS	NS	NS	NS	NS	NS	< 0.2 UJ	NS	NS	NS	NS	NS	NS
Total PCB Aroclors	ug/l	**0.5**	**5**	NE	NE	NS	NS	NS	NS	NS	NS	NS	< 0.2 U	NS	NS	NS	NS	NS	NS
Pesticides																			
4,4-DDD (p,p)	ug/kg	NE	NE	NE	NE	NS	NS	NS	NS	NS	NS	NS	NS	NS	NS	< 10.2 U	NS	< 10.2 U	NS
4,4-DDE (p,p)	ug/kg	NE	NE	NE	NE	NS	NS	NS	NS	NS	NS	NS	NS	NS	NS	< 6.38 U	NS	< 6.36 U	NS
4,4-DDT (p,p)	ug/kg	NE	NE	NE	1800	NS	NS	NS	NS	NS	NS	NS	NS	NS	NS	< 10.2 U	NS	**17.6**	NS
alpha-Chlordane	ug/kg	NE	NE	NE	NE	NS	NS	NS	NS	NS	NS	NS	NS	NS	NS	**31.2 J**	NS	**131 J**	NS
Chlordane	ug/kg	NE	NE	NE	**490**	NS	NS	NS	NS	NS	NS	NS	NS	NS	NS	**96.9**	NS	**299**	NS
Endrin	ug/kg	NE	NE	NE	20000	NS	NS	NS	NS	NS	NS	NS	NS	NS	NS	< 10.2 U	NS	< 10.2 U	NS
gamma-Chlordane	ug/kg	NE	NE	NE	NE	NS	NS	NS	NS	NS	NS	NS	NS	NS	NS	**19.9**	NS	**102**	NS
Methoxychlor	ug/kg	800	8000	NE	340000	NS	NS	NS	NS	NS	NS	NS	NS	NS	NS	< 10.2 U	NS	< 10.2 U	NS
Total DDx	ug/kg	***3***	***20***	NE	1800	NS	NS	NS	NS	NS	NS	NS	NS	NS	NS	< 6.38	NS	**17.6**	NS
Pesticides-SPLP																			
Chlordane	ug/l	NE	NE	**3**	NE	NS	NS	NS	NS	NS	NS	NS	NS	NS	NS	NS	NS	NS	NS
Herbicides																			
Total Herbicides	ug/kg	NE	NE	NE	NE	NS	NS	NS	NS	NS	NS	NS	NS	NS	NS	NS	NS	NS	NS

Notes:
This is a summary table. Only detected analytes are shown.
<0.010 = Not detected above the laboratory reporting limit
Bold = Detected above reporting limit
Yellow highlighted cells exceed the 2013 GA PMC
Green highlighted cells exceed the 2013 GB PMC
Blue highlighted cells exceed the 2013 RES DEC
RES DEC = Residential Direct Exposure Criteria
GA PMC = Pollutant Mobility Criteria for GA classified groundwater areas
GB PMC = Pollutant Mobility Criteria for GB classified groundwater areas
GWPC = Groundwater Protection Criteria
Italicized criteria indicate that criteria value is from CTDEEP Recommended Criteria Values for Common Additional Polluting Substances and Alternative Criteria Requests (September 2018)
NE = Criteria has not been established
NS = Not sampled for this constituent
ug/kg = micrograms per kilogram
ug/l = micrograms per liter
mg/kg = milligrams per kilogram
U = The analyte was not detected above the detection limit
J+ = Result may be biased high
J-= Result may be biased low
J = Result is considered estimated
UJ = The analyte was not detected at a level greater than or equal to the adjusted DL. However, the reported adjusted DL is approximate and may be inaccurate or imprecise.

Table 2
AOC 1 Non-PCB Soil Analytical Data
EC Application

Greenwich High School
10 Hillside Road
Greenwich, CT

Location ID Depth Interval Sample ID Sample Date SDG	Unit	2013 GA PMC	2013 GB PMC	GWPC x 10	2013 RES DEC	W20-SB49 1 - 2 ft W20-SB49 1-2 8/10/2011 SB33209	W20-SB49 2 - 3 ft W20-SB49 2-3 8/10/2011 SB33209	W20-SB49 3 - 3.4 ft W20-SB49 3-3.4 8/10/2011 SB33209	W20-SB49 5 - 6 ft W20-SB49 5-6 8/10/2011 SB33209	W20-SB49 7 - 8 ft W20-SB49 7-8 8/10/2011 SB33209	W20-SB49 8 - 9 ft W20-SB49 8-9 8/10/2011 SB33209	W21-SB50 1 - 1.7 ft W21-SB50 1-1.7 8/10/2011 SB33209	W7-SB408 1 - 1.5 ft SB408(1-1.5)-0628 6/28/2012 SB51990	W7-SB408 2.5 - 3.5 ft SB408(2.5-3.5)-0628 6/28/2012 SB51990	W7-SB408 9 - 10 ft SB408(9-10)-06281 6/28/2012 SB51990	X/Y14 1.5 - 2 ft X/Y14(1.5-2)-1. 9/16/2020 20I0847	X10-SS202 0 - 0.25 ft X10-SS202 0-3 8/12/2011 SB33374	X12-SS192 0 - 0.25 ft DUPLICATE-17 8/12/2011 SB33374	X12-SS192 0 - 0.25 ft X12-SS192 0-3 8/12/2011 SB33374
CTETPH																			
Aliphatic Hydrocarbons (ETPH) C9-C36	mg/kg	**500**	**2500**	NE	**500**	NS	**48.6**	NS	NS	< 13.8 U	NS	**61.2**	NS	**349**	NS	< 11	NS	NS	NS
Total Petroleum Hydrocarbons	mg/kg	**500**	**2500**	NE	**500**	NS	**48.6**	NS	NS	< 13.8 U	NS	**61.2**	NS	**349**	NS	NS	NS	NS	NS
Unidentified	mg/kg	NE	NE	NE	NE	NS	**48.6**	NS	NS	< 13.8 U	NS	**61.2**	NS	**349**	NS	NS	NS	NS	NS
CTETPH-SPLP																			
Aliphatic Hydrocarbons (ETPH) C9-C36	mg/l	NE	NE	2.5	NE	NS	NS	NS	NS	NS	NS	NS	NS	NS	NS	NS	NS	NS	NS
Total Petroleum Hydrocarbons	mg/l	NE	NE	NE	NE	NS	NS	NS	NS	NS	NS	NS	NS	NS	NS	NS	NS	NS	NS
Unidentified	mg/l	NE	NE	NE	NE	NS	NS	NS	NS	NS	NS	NS	NS	NS	NS	NS	NS	NS	NS
VOCs																			
1,1,1-Trichloroethane	ug/kg	4000	40000	NE	500000	NS	NS	NS	NS	NS	NS	NS	NS	**2580**	NS	NS	NS	NS	NS
1,1-Dichloroethane	ug/kg	**1400**	14000	NE	500000	NS	NS	NS	NS	NS	NS	NS	NS	**1580**	NS	NS	NS	NS	NS
1,2,4-Trichlorobenzene	ug/kg	NE	NE	NE	21000	NS	NS	NS	NS	NS	NS	NS	NS	< 91.4 U	NS	NS	NS	NS	NS
1,2,4-Trimethylbenzene	ug/kg	NE	NE	NE	500000	NS	NS	NS	NS	NS	NS	NS	NS	**239**	NS	NS	NS	NS	NS
1,2-Dichlorobenzene	ug/kg	3100	3100	NE	500000	NS	NS	NS	NS	NS	NS	NS	NS	< 91.4 U	NS	NS	NS	NS	NS
1,2-Dichloroethane	ug/kg	**20**	200	NE	6700	NS	NS	NS	NS	NS	NS	NS	NS	< 91.4 U	NS	NS	NS	NS	NS
1,3,5-Trimethylbenzene	ug/kg	NE	NE	NE	500000	NS	NS	NS	NS	NS	NS	NS	NS	**103**	NS	NS	NS	NS	NS
1,3-Dichlorobenzene	ug/kg	12000	120000	NE	500000	NS	NS	NS	NS	NS	NS	NS	NS	< 91.4 U	NS	NS	NS	NS	NS
1,4-Dichlorobenzene	ug/kg	1500	15000	NE	26000	NS	NS	NS	NS	NS	NS	NS	NS	< 91.4 U	NS	NS	NS	NS	NS
2-Butanone (MEK)	ug/kg	8000	80000	NE	500000	NS	NS	NS	NS	NS	NS	NS	NS	< 914 U	NS	NS	NS	NS	NS
Acetone	ug/kg	14000	140000	NE	500000	NS	NS	NS	NS	NS	NS	NS	NS	< 914 U	NS	NS	NS	NS	NS
Benzene	ug/kg	**20**	**200**	NE	21000	NS	NS	NS	NS	NS	NS	NS	NS	**276**	NS	NS	NS	NS	NS
Chlorobenzene	ug/kg	2000	20000	NE	500000	NS	NS	NS	NS	NS	NS	NS	NS	< 91.4 U	NS	NS	NS	NS	NS
Chloroethane	ug/kg	NE	NE	NE	130000	NS	NS	NS	NS	NS	NS	NS	NS	< 183 U	NS	NS	NS	NS	NS
cis-1,2-Dichloroethylene	ug/kg	**1400**	**14000**	NE	500000	NS	NS	NS	NS	NS	NS	NS	NS	**1060**	NS	NS	NS	NS	NS
Ethyl ether	ug/kg	NE	NE	NE	NE	NS	NS	NS	NS	NS	NS	NS	NS	< 91.4 U	NS	NS	NS	NS	NS
Ethylbenzene	ug/kg	**10100**	**10100**	NE	500000	NS	NS	NS	NS	NS	NS	NS	NS	**230**	NS	NS	NS	NS	NS
Isopropylbenzene	ug/kg	NE	NE	NE	500000	NS	NS	NS	NS	NS	NS	NS	NS	< 91.4 U	NS	NS	NS	NS	NS
m,p-Xylenes	ug/kg	NE	**19500**	NE	NE	NS	NS	NS	NS	NS	NS	NS	NS	**440**	NS	NS	NS	NS	NS
Methyl Isobutyl Ketone	ug/kg	7000	14000	NE	500000	NS	NS	NS	NS	NS	NS	NS	NS	< 914 U	NS	NS	NS	NS	NS
Naphthalene	ug/kg	**5600**	56000	NE	1000000	NS	NS	NS	NS	NS	NS	NS	NS	**188**	NS	NS	NS	NS	NS
n-Butylbenzene	ug/kg	NE	NE	NE	500000	NS	NS	NS	NS	NS	NS	NS	NS	< 91.4 U	NS	NS	NS	NS	NS
n-Propylbenzene	ug/kg	NE	NE	NE	500000	NS	NS	NS	NS	NS	NS	NS	NS	< 91.4 U	NS	NS	NS	NS	NS
o-Xylene	ug/kg	NE	**19500**	NE	NE	NS	NS	NS	NS	NS	NS	NS	NS	**123**	NS	NS	NS	NS	NS
p-Isopropyltoluene	ug/kg	NE	NE	NE	500000	NS	NS	NS	NS	NS	NS	NS	NS	**92.4**	NS	NS	NS	NS	NS
sec-Butylbenzene	ug/kg	NE	NE	NE	500000	NS	NS	NS	NS	NS	NS	NS	NS	< 91.4 U	NS	NS	NS	NS	NS
Styrene	ug/kg	2000	20000	NE	500000	NS	NS	NS	NS	NS	NS	NS	NS	< 91.4 U	NS	NS	NS	NS	NS
tert-butylbenzene	ug/kg	NE	NE	NE	500000	NS	NS	NS	NS	NS	NS	NS	NS	< 91.4 U	NS	NS	NS	NS	NS
Tetrachloroethylene	ug/kg	**100**	1000	NE	12000	NS	NS	NS	NS	NS	NS	NS	NS	< 91.4 U	NS	NS	NS	NS	NS
Toluene	ug/kg	20000	67000	NE	500000	NS	NS	NS	NS	NS	NS	NS	NS	**923**	NS	NS	NS	NS	NS
Total Xylenes	ug/kg	**19500**	**19500**	NE	NE	NS	NS	NS	NS	NS	NS	NS	NS	**563**	NS	NS	NS	NS	NS
trans-1,2-Dichloroethylene	ug/kg	**2000**	20000	NE	500000	NS	NS	NS	NS	NS	NS	NS	NS	**168**	NS	NS	NS	NS	NS
Trichloroethene	ug/kg	**100**	**1000**	NE	56000	NS	NS	NS	NS	NS	NS	NS	NS	**1670**	NS	NS	NS	NS	NS
Vinyl chloride	ug/kg	**40**	**400**	NE	**320**	NS	NS	NS	NS	NS	NS	NS	NS	< 91.4 UJ	NS	NS	NS	NS	NS
VOCs-SPLP																			
Total VOC-SPLP	ug/l	NE	NE	NE	NE	NS	NS	NS	NS	NS	NS	NS	NS	NS	NS	NS	NS	NS	NS
SVOC-SIMs																			
Benzo(a)pyrene	ug/kg	1000	1000	NE	1000	NS	NS	NS	NS	NS	NS	NS	NS	NS	NS	NS	NS	NS	NS
Benzo(b)fluoranthene	ug/kg	1000	1000	NE	1000	NS	NS	NS	NS	NS	NS	NS	NS	NS	NS	NS	NS	NS	NS
Fluoranthene	ug/kg	5600	56000	NE	1000000	NS	NS	NS	NS	NS	NS	NS	NS	NS	NS	NS	NS	NS	NS
Pyrene	ug/kg	4000	40000	NE	1000000	NS	NS	NS	NS	NS	NS	NS	NS	NS	NS	NS	NS	NS	NS
SVOCs																			
1-Methylnaphthalene	ug/kg	*200*	*1000*	NE	*21000*	NS	< 424 U	NS	NS	< 343 U	NS	NS	NS	< 207 U	NS	NS	< 234 U	NS	NS
2-Methylnaphthalene	ug/kg	*560*	*5600*	NE	*270000*	NS	< 424 U	NS	NS	< 343 U	NS	NS	NS	< 207 U	NS	< 190	< 234 U	NS	NS
Acenaphthene	ug/kg	*8400*	*84000*	NE	*1000000*	NS	< 424 U	NS	NS	< 343 U	NS	NS	NS	< 207 U	NS	< 190	< 234 U	NS	NS
Acenaphthylene	ug/kg	8400	84000	NE	1000000	NS	< 424 U	NS	NS	< 343 U	NS	NS	NS	< 207 U	NS	< 190	< 234 U	NS	NS
Anthracene	ug/kg	40000	400000	NE	1000000	NS	< 424 U	NS	NS	< 343 U	NS	NS	NS	< 207 U	NS	< 190	< 234 U	NS	NS
Benzo(a)anthracene	ug/kg	**1000**	**1000**	NE	**1000**	NS	< 424 U	NS	NS	< 343 U	NS	NS	NS	< 207 U	NS	< 190	< 234 U	NS	NS
Benzo(a)pyrene	ug/kg	**1000**	**1000**	NE	**1000**	NS	< 424 U	NS	NS	< 343 U	NS	NS	NS	< 207 U	NS	< 190	< 234 U	NS	NS
Benzo(b)fluoranthene	ug/kg	**1000**	**1000**	NE	**1000**	NS	< 424 U	NS	NS	< 343 U	NS	NS	NS	< 207 U	NS	< 190	< 234 U	NS	NS
Benzo(g,h,i)perylene	ug/kg	*1000*	*1000*	NE	*8400*	NS	< 424 U	NS	NS	< 343 U	NS	NS	NS	< 207 U	NS	< 190	< 234 U	NS	NS
Benzo(k)fluoranthene	ug/kg	**1000**	**1000**	NE	**8400**	NS	< 424 U	NS	NS	< 343 U	NS	NS	NS	< 207 U	NS	< 190	< 234 U	NS	NS
Bis(2-ethylhexyl)phthalate	ug/kg	**1000**	11000	NE	44000	NS	NS	NS	NS	NS	NS	NS	NS	NS	NS	NS	NS	NS	NS
Chrysene	ug/kg	*1000*	*1000*	NE	*84000*	NS	< 424 U	NS	NS	< 343 U	NS	NS	NS	< 207 U	NS	< 190	< 234 U	NS	NS
Dibenzo(a,h)anthracene	ug/kg	*1000*	*1000*	NE	***1000***	NS	< 424 U	NS	NS	< 343 U	NS	NS	NS	< 207 U	NS	< 190	< 234 U	NS	NS
Fluoranthene	ug/kg	**5600**	56000	NE	1000000	NS	< 424 U	NS	NS	< 343 U	NS	NS	NS	< 207 U	NS	< 190	< 234 U	NS	NS
Fluorene	ug/kg	**5600**	56000	NE	1000000	NS	< 424 U	NS	NS	< 343 U	NS	NS	NS	< 207 U	NS	< 190	< 234 U	NS	NS
Indeno(1,2,3-cd)pyrene	ug/kg	*1000*	*1000*	NE	***1000***	NS	< 424 U	NS	NS	< 343 U	NS	NS	NS	< 207 U	NS	< 190	< 234 U	NS	NS
Naphthalene	ug/kg	**5600**	56000	NE	1000000	NS	< 424 U	NS	NS	< 343 U	NS	NS	NS	**244**	NS	< 190	< 234 U	NS	NS
Phenanthrene	ug/kg	**4000**	40000	NE	1000000	NS	< 424 U	NS	NS	< 343 U	NS	NS	NS	< 207 U	NS	< 190	< 234 U	NS	NS
Pyrene	ug/kg	**4000**	40000	NE	1000000	NS	< 424 U	NS	NS	< 343 U	NS	NS	NS	< 207 U	NS	< 190	< 234 U	NS	NS
SVOCs-SPLP																			
1-Methylnaphthalene	ug/l	NE	NE	*50*	NE	NS	NS	NS	NS	NS	NS	NS	NS	NS	NS	NS	NS	NS	NS
2-Methylnaphthalene	ug/l	NE	NE	*280*	NE	NS	NS	NS	NS	NS	NS	NS	NS	NS	NS	NS	NS	NS	NS
Acenaphthene	ug/l	NE	NE	*4200*	NE	NS	NS	NS	NS	NS	NS	NS	NS	NS	NS	NS	NS	NS	NS
Anthracene	ug/l	NE	NE	20000	NE	NS	NS	NS	NS	NS	NS	NS	NS	NS	NS	NS	NS	NS	NS
Benzo(a)anthracene	ug/l	NE	NE	0.6	NE	NS	NS	NS	NS	NS	NS	NS	NS	NS	NS	NS	NS	NS	NS
Fluoranthene	ug/l	NE	NE	2800	NE	NS	NS	NS	NS	NS	NS	NS	NS	NS	NS	NS	NS	NS	NS
Fluorene	ug/l	NE	NE	2800	NE	NS	NS	NS	NS	NS	NS	NS	NS	NS	NS	NS	NS	NS	NS
Naphthalene	ug/l	NE	NE	2800	NE	NS	NS	NS	NS	NS	NS	NS	NS	NS	NS	NS	NS	NS	NS
Phenanthrene	ug/l	NE	NE	2000	NE	NS	NS	NS	NS	NS	NS	NS	NS	NS	NS	NS	NS	NS	NS
Pyrene	ug/l	NE	NE	2000	NE	NS	NS	NS	NS	NS	NS	NS	NS	NS	NS	NS	NS	NS	NS

Table 2
AOC 1 Non-PCB Soil Analytical Data
EC Application

Greenwich High School
10 Hillside Road
Greenwich, CT

Location ID						W20-SB49	W20-SB49	W20-SB49	W20-SB49	W20-SB49	W20-SB49	W21-SB50	W7-SB408	W7-SB408	W7-SB408	X/Y14	X10-SS202	X12-SS192	X12-SS192
Depth Interval						1 - 2 ft	2 - 3 ft	3 - 3.4 ft	5 - 6 ft	7 - 8 ft	8 - 9 ft	1 - 1.7 ft	1 - 1.5 ft	2.5 - 3.5 ft	9 - 10 ft	1.5 - 2 ft	0 - 0.25 ft	0 - 0.25 ft	0 - 0.25 ft
Sample ID	Unit	2013 GA PMC	2013 GB PMC	GWPC x 10	2013 RES DEC	W20-SB49 1-2	W20-SB49 2-3	W20-SB49 3-3.4	W20-SB49 5-6	W20-SB49 7-8	W20-SB49 8-9	W21-SB50 1-1.7	SB408(1-1.5)-0628	SB408(2.5-3.5)-0628	SB408(9-10)-06281	X/Y14(1.5-2)-1.	X10-SS202 0-3	DUPLICATE-17	X12-SS192 0-3
Sample Date						8/10/2011	8/10/2011	8/10/2011	8/10/2011	8/10/2011	8/10/2011	8/10/2011	6/28/2012	6/28/2012	6/28/2012	9/16/2020	8/12/2011	8/12/2011	8/12/2011
SDG						SB33209	SB33209	SB33209	SB33209	SB33209	SB33209	SB33209	SB51990	SB51990	SB51990	20I0847	SB33374	SB33374	SB33374
Metals																			
Antimony	mg/kg	NE	NE	NE	**27**	NS	NS	NS	< 6.50 U	NS	NS	NS	< 5.57 UJ	< 5.56 UJ	< 12.2 UJ	NS	NS	NS	NS
Arsenic	mg/kg	NE	NE	NE	**10**	NS	**17.6**	**5.83**	**34.3**	< 1.49 U	NS	**2.91**	**4.32**	**7.00**	**5.31**	NS	NS	NS	**7.71**
Barium	mg/kg	NE	NE	NE	4700	NS	NS	NS	NS	NS	NS	NS	**96.6**	**459**	**108**	NS	NS	NS	NS
Beryllium	mg/kg	NE	NE	NE	**2**	NS	NS	NS	**0.780**	NS	NS	NS	< 0.557 U	< 0.556 U	< 1.22 U	NS	NS	NS	NS
Cadmium	mg/kg	NE	NE	NE	**34**	NS	**0.955**	NS	< 0.650 U	**0.824**	NS	**0.590**	**0.802**	**3.95**	< 1.22 U	NS	NS	NS	**0.705**
Chromium	mg/kg	NE	NE	NE	NE	NS	**37.5**	NS	**27.9**	**33.3**	NS	**21.2**	**20.9**	**87.8**	**24.2**	NS	NS	NS	**20.8**
Copper	mg/kg	NE	NE	NE	**2500**	NS	NS	NS	**31.2**	NS	NS	NS	**29.0 J**	**397 J**	**36.5 J**	NS	NS	NS	NS
Lead	mg/kg	NE	NE	NE	**400**	NS	**123**	NS	**135**	**7.05**	NS	**52.5**	**103 J**	**765 J**	**6.05 J**	**24**	NS	NS	**60.6**
Mercury	mg/kg	NE	NE	NE	20	NS	**0.427**	NS	**0.579**	< 0.0307 U	NS	**0.120**	< 0.0319 U	**0.540 J+**	< 0.0748 U	NS	NS	NS	**0.239**
Nickel	mg/kg	NE	NE	NE	**1400**	NS	NS	NS	**14.1**	NS	NS	NS	**14.9 J**	**27.5 J**	**40.7 J**	NS	NS	NS	NS
Selenium	mg/kg	NE	NE	NE	340	NS	NS	NS	< 1.95 U	NS	NS	NS	< 1.67 U	< 3.34 U	< 3.66 U	NS	NS	NS	NS
Silver	mg/kg	NE	NE	NE	340	NS	NS	NS	< 1.95 U	NS	NS	NS	< 1.67 U	< 1.67 U	< 3.66 U	NS	NS	NS	NS
Thallium	mg/kg	NE	NE	NE	**5.4**	NS	NS	NS	< 3.90 U	NS	NS	NS	< 3.34 U	< 3.34 U	< 7.32 U	NS	NS	NS	NS
Vanadium	mg/kg	NE	NE	NE	**470**	NS	NS	NS	NS	NS	NS	NS	**23.7**	**27.0**	**25.6**	NS	NS	NS	NS
Zinc	mg/kg	NE	NE	NE	**20000**	NS	NS	NS	**144**	NS	NS	NS	**103**	**950**	**68.0**	NS	NS	NS	NS
Metals-SPLP																			
Antimony	ug/l	**6**	60	NE	NE	NS	NS	NS	NS	NS	NS	NS	NS	NS	NS	NS	NS	NS	NS
Arsenic	ug/l	50	500	NE	NE	NS	NS	NS	NS	NS	NS	NS	NS	NS	NS	NS	NS	NS	NS
Barium	ug/l	1000	10000	NE	NE	NS	NS	NS	NS	NS	NS	NS	NS	NS	NS	NS	NS	NS	NS
Cadmium	ug/l	**5**	**50**	NE	NE	NS	NS	NS	NS	NS	NS	NS	NS	NS	NS	NS	NS	NS	NS
Chromium	ug/l	50	500	NE	NE	NS	NS	NS	NS	NS	NS	NS	NS	NS	NS	NS	NS	NS	NS
Copper	ug/l	1300	13000	NE	NE	NS	NS	NS	NS	NS	NS	NS	NS	NS	NS	NS	NS	NS	NS
Lead	ug/l	**15**	**150**	NE	NE	NS	NS	NS	NS	NS	NS	NS	NS	NS	NS	NS	NS	NS	NS
Nickel	ug/l	100	1000	NE	NE	NS	NS	NS	NS	NS	NS	NS	NS	NS	NS	NS	NS	NS	NS
Vanadium	ug/l	50	500	NE	NE	NS	NS	NS	NS	NS	NS	NS	NS	NS	NS	NS	NS	NS	NS
Zinc	ug/l	5000	50000	NE	NE	NS	NS	NS	NS	NS	NS	NS	NS	NS	NS	NS	NS	NS	NS
Cyanide																			
Cyanide	mg/kg	NE	NE	NE	1400	NS	NS	NS	NS	NS	NS	NS	NS	NS	NS	NS	NS	NS	NS
PCBs																			
Aroclor 1242	ug/kg	NE	NE	NE	NE	< 21.9 U	< 26.1 U	NS	< 25.8 U	NS	< 21.2 U	< 21.5 U	< 21.5 U	< 24.0 U	< 49.3 U	< 87	< 26.4 U	< 26.8 U	< 25.4 U
Aroclor 1248	ug/kg	NE	NE	NE	NE	**132**	< 26.1 U	NS	< 25.8 U	NS	< 21.2 U	< 21.5 U	< 21.5 U	**3850**	< 49.3 U	**170**	< 26.4 U	**239**	**295**
Aroclor 1254	ug/kg	NE	NE	NE	NE	< 21.9 U	< 26.1 U	NS	< 25.8 U	NS	< 21.2 U	< 21.5 U	< 21.5 U	< 24.0 U	< 49.3 U	< 87	< 26.4 U	< 26.8 U	< 25.4 U
Aroclor 1260	ug/kg	NE	NE	NE	NE	< 21.9 U	< 26.1 U	NS	< 25.8 U	NS	< 21.2 U	< 21.5 U	< 21.5 U	**209**	< 49.3 U	< 87	< 26.4 U	**175 J**	< 25.4 UJ
Aroclor 1262	ug/kg	NE	NE	NE	NE	< 21.9 U	< 26.1 U	NS	< 25.8 U	NS	< 21.2 U	< 21.5 U	< 21.5 U	< 24.0 U	< 49.3 U	< 87	< 26.4 U	< 26.8 U	< 25.4 U
Total PCB Aroclors	ug/kg	**NE**	NE	NE	**1000**	**132**	< 26.1 U	NS	< 25.8 U	NS	< 21.2 U	< 21.5 U	< 21.5 U	**4060**	< 49.3 U	**170**	< 26.4 U	**414**	**295**
PCBs-SPLP																			
Aroclor 1242	ug/l	NE	NE	NE	NE	NS	NS	NS	NS	NS	NS	NS	NS	NS	NS	NS	NS	NS	NS
Aroclor 1248	ug/l	NE	NE	NE	NE	NS	NS	NS	NS	NS	NS	NS	NS	NS	NS	NS	NS	NS	NS
Aroclor 1260	ug/l	NE	NE	NE	NE	NS	NS	NS	NS	NS	NS	NS	NS	NS	NS	NS	NS	NS	NS
Total PCB Aroclors	ug/l	**0.5**	**5**	NE	NE	NS	NS	NS	NS	NS	NS	NS	NS	NS	NS	NS	NS	NS	NS
Pesticides																			
4,4-DDD (p,p)	ug/kg	NE	NE	NE	NE	NS	NS	NS	NS	NS	NS	< 9.04 U	NS	NS	NS	NS	NS	NS	NS
4,4-DDE (p,p)	ug/kg	NE	NE	NE	NE	NS	NS	NS	NS	NS	NS	**9.40**	NS	NS	NS	NS	NS	NS	NS
4,4-DDT (p,p)	ug/kg	NE	NE	NE	1800	NS	NS	NS	NS	NS	NS	< 9.04 U	NS	NS	NS	NS	NS	NS	NS
alpha-Chlordane	ug/kg	NE	NE	NE	NE	NS	NS	NS	NS	NS	NS	< 5.65 U	NS	NS	NS	NS	NS	NS	NS
Chlordane	ug/kg	NE	NE	NE	**490**	NS	NS	NS	NS	NS	NS	< 22.6 U	NS	NS	NS	NS	NS	NS	NS
Endrin	ug/kg	NE	NE	NE	20000	NS	NS	NS	NS	NS	NS	< 9.04 U	NS	NS	NS	NS	NS	NS	NS
gamma-Chlordane	ug/kg	NE	NE	NE	NE	NS	NS	NS	NS	NS	NS	< 5.65 U	NS	NS	NS	NS	NS	NS	NS
Methoxychlor	ug/kg	800	8000	NE	340000	NS	NS	NS	NS	NS	NS	< 9.04 U	NS	NS	NS	NS	NS	NS	NS
Total DDx	ug/kg	***3***	***20***	NE	1800	NS	NS	NS	NS	NS	NS	**9.4**	NS	NS	NS	NS	NS	NS	NS
Pesticides-SPLP																			
Chlordane	ug/l	NE	NE	**3**	NE	NS	NS	NS	NS	NS	NS	NS	NS	NS	NS	NS	NS	NS	NS
Herbicides																			
Total Herbicides	ug/kg	NE	NE	NE	NE	NS	NS	NS	NS	NS	NS	NS	NS	NS	NS	NS	NS	NS	NS

Notes:
This is a summary table. Only detected analytes are shown.
<0.010 = Not detected above the laboratory reporting limit
Bold = Detected above reporting limit
Yellow highlighted cells exceed the 2013 GA PMC
Green highlighted cells exceed the 2013 GB PMC
Blue highlighted cells exceed the 2013 RES DEC
RES DEC = Residential Direct Exposure Criteria
GA PMC = Pollutant Mobility Criteria for GA classified groundwater areas
GB PMC = Pollutant Mobility Criteria for GB classified groundwater areas
GWPC = Groundwater Protection Criteria
Italicized criteria indicate that criteria value is from CTDEEP Recommended Criteria Values for Common Additional Polluting Substances and Alternative Criteria Requests (September 2018)
NE = Criteria has not been established
NS = Not sampled for this constituent
ug/kg = micrograms per kilogram
ug/l = micrograms per liter
mg/kg = milligrams per kilogram
U = The analyte was not detected above the detection limit
J+ = Result may be biased high
J-= Result may be biased low
J = Result is considered estimated
UJ = The analyte was not detected at a level greater than or equal to the adjusted DL. However, the reported adjusted DL is approximate and may be inaccurate or imprecise.

Table 2
AOC 1 Non-PCB Soil Analytical Data
EC Application

Greenwich High School
10 Hillside Road
Greenwich, CT

Location ID						X13-SB324	X13-SB324	X13-SB324	X14-SB325	X14-SB325	X14-SB325	X14-SB325	X14-SS65	X14-SS65	X15-SB326	X15-SB326	X15-SB326	X15-SS301	X15-SS66
Depth Interval						12 - 12.5 ft	4 - 4.5 ft	7.5 - 8 ft	12 - 12.5 ft	4.5 - 5 ft	4.5 - 5 ft	9.5 - 10 ft	0 - 0.5 ft	0 - 0.25 ft	12 - 12.5 ft	4.5 - 5 ft	9.5 - 10 ft	0 - 0.25 ft	0 - 0.5 ft
Sample ID	Unit	2013 GA PMC	2013 GB PMC	GWPC x 10	2013 RES DEC	SB324 (12-12.5) 041	SB324 (4-4.5) 0411	SB324 (7.5-8) 0411	SB325 (12-12.5) 041	SB325 (4.5-5) 0411	SB325 (4.5-5) 0411	SB325 (9.5-10) 0411	X14-SS65-080411	X14-SS65 0-3	SB326 (12-12.5) 041	SB326 (4.5-5) 0411	SB326 (9.5-10) 0411	15SS301 0-3-08231	X15-SS66-080411
Sample Date						4/11/2012	4/11/2012	4/11/2012	4/11/2012	4/11/2012	4/11/2012	4/11/2012	8/4/2011	8/12/2011	4/11/2012	4/11/2012	4/11/2012	8/23/2011	8/4/2011
SDG						SB47196	SB47196	SB47196	SB47196	SB47196	SB47196	SB47196	SB32875	SB33374	SB47196	SB47196	SB47196	SB34022	SB32875
CTETPH																			
Aliphatic Hydrocarbons (ETPH) C9-C36	mg/kg	**500**	**2500**	NE	**500**	**594**	NS	NS	**786**	NS	NS	NS	NS	NS	**182**	NS	NS	NS	NS
Total Petroleum Hydrocarbons	mg/kg	**500**	**2500**	NE	**500**	**594**	NS	NS	**786**	NS	NS	NS	NS	NS	**182**	NS	NS	NS	NS
Unidentified	mg/kg	NE	NE	NE	NE	**594**	NS	NS	**786**	NS	NS	NS	NS	NS	**182**	NS	NS	NS	NS
CTETPH-SPLP																			
Aliphatic Hydrocarbons (ETPH) C9-C36	mg/l	NE	NE	2.5	NE	NS	NS	NS	NS	NS	NS	NS	NS	NS	NS	NS	NS	NS	NS
Total Petroleum Hydrocarbons	mg/l	NE	NE	NE	NE	NS	NS	NS	NS	NS	NS	NS	NS	NS	NS	NS	NS	NS	NS
Unidentified	mg/l	NE	NE	NE	NE	NS	NS	NS	NS	NS	NS	NS	NS	NS	NS	NS	NS	NS	NS
VOCs																			
1,1,1-Trichloroethane	ug/kg	4000	40000	NE	500000	< 107 UJ	NS	NS	NS	NS	NS	NS	NS	NS	NS	NS	< 72.8 UJ	NS	NS
1,1-Dichloroethane	ug/kg	**1400**	14000	NE	500000	< 107 U	NS	NS	NS	NS	NS	NS	NS	NS	NS	NS	< 72.8 U	NS	NS
1,2,4-Trichlorobenzene	ug/kg	NE	NE	NE	21000	< 107 U	NS	NS	NS	NS	NS	NS	NS	NS	NS	NS	< 72.8 U	NS	NS
1,2,4-Trimethylbenzene	ug/kg	NE	NE	NE	500000	**746**	NS	NS	NS	NS	NS	NS	NS	NS	NS	NS	**287**	NS	NS
1,2-Dichlorobenzene	ug/kg	3100	3100	NE	500000	**125**	NS	NS	NS	NS	NS	NS	NS	NS	NS	NS	< 72.8 U	NS	NS
1,2-Dichloroethane	ug/kg	**20**	200	NE	6700	< 107 U	NS	NS	NS	NS	NS	NS	NS	NS	NS	NS	< 72.8 U	NS	NS
1,3,5-Trimethylbenzene	ug/kg	NE	NE	NE	500000	**167**	NS	NS	NS	NS	NS	NS	NS	NS	NS	NS	**183**	NS	NS
1,3-Dichlorobenzene	ug/kg	12000	120000	NE	500000	< 107 U	NS	NS	NS	NS	NS	NS	NS	NS	NS	NS	< 72.8 U	NS	NS
1,4-Dichlorobenzene	ug/kg	1500	15000	NE	26000	**135**	NS	NS	NS	NS	NS	NS	NS	NS	NS	NS	< 72.8 U	NS	NS
2-Butanone (MEK)	ug/kg	8000	80000	NE	500000	< 1070 U	NS	NS	NS	NS	NS	NS	NS	NS	NS	NS	< 728 U	NS	NS
Acetone	ug/kg	14000	140000	NE	500000	< 1070 U	NS	NS	NS	NS	NS	NS	NS	NS	NS	NS	< 728 UJ	NS	NS
Benzene	ug/kg	**20**	**200**	NE	21000	**151**	NS	NS	NS	NS	NS	NS	NS	NS	NS	NS	< 72.8 U	NS	NS
Chlorobenzene	ug/kg	2000	20000	NE	500000	**108**	NS	NS	NS	NS	NS	NS	NS	NS	NS	NS	< 72.8 U	NS	NS
Chloroethane	ug/kg	NE	NE	NE	130000	< 213 U	NS	NS	NS	NS	NS	NS	NS	NS	NS	NS	< 146 U	NS	NS
cis-1,2-Dichloroethylene	ug/kg	**1400**	**14000**	NE	500000	**260**	NS	NS	NS	NS	NS	NS	NS	NS	NS	NS	**985**	NS	NS
Ethyl ether	ug/kg	NE	NE	NE	NE	< 107 U	NS	NS	NS	NS	NS	NS	NS	NS	NS	NS	< 72.8 U	NS	NS
Ethylbenzene	ug/kg	**10100**	**10100**	NE	500000	**1670**	NS	NS	NS	NS	NS	NS	NS	NS	NS	NS	**253**	NS	NS
Isopropylbenzene	ug/kg	NE	NE	NE	500000	**286**	NS	NS	NS	NS	NS	NS	NS	NS	NS	NS	< 72.8 U	NS	NS
m,p-Xylenes	ug/kg	NE	**19500**	NE	NE	**5150**	NS	NS	NS	NS	NS	NS	NS	NS	NS	NS	**904**	NS	NS
Methyl Isobutyl Ketone	ug/kg	7000	14000	NE	500000	< 1070 U	NS	NS	NS	NS	NS	NS	NS	NS	NS	NS	< 728 U	NS	NS
Naphthalene	ug/kg	**5600**	56000	NE	1000000	**4370**	NS	NS	NS	NS	NS	NS	NS	NS	NS	NS	**135**	NS	NS
n-Butylbenzene	ug/kg	NE	NE	NE	500000	**994**	NS	NS	NS	NS	NS	NS	NS	NS	NS	NS	< 72.8 U	NS	NS
n-Propylbenzene	ug/kg	NE	NE	NE	500000	**482**	NS	NS	NS	NS	NS	NS	NS	NS	NS	NS	< 72.8 U	NS	NS
o-Xylene	ug/kg	NE	**19500**	NE	NE	**686**	NS	NS	NS	NS	NS	NS	NS	NS	NS	NS	**271**	NS	NS
p-Isopropyltoluene	ug/kg	NE	NE	NE	500000	< 107 U	NS	NS	NS	NS	NS	NS	NS	NS	NS	NS	**107**	NS	NS
sec-Butylbenzene	ug/kg	NE	NE	NE	500000	**145**	NS	NS	NS	NS	NS	NS	NS	NS	NS	NS	< 72.8 U	NS	NS
Styrene	ug/kg	2000	20000	NE	500000	< 107 U	NS	NS	NS	NS	NS	NS	NS	NS	NS	NS	< 72.8 U	NS	NS
tert-butylbenzene	ug/kg	NE	NE	NE	500000	< 107 U	NS	NS	NS	NS	NS	NS	NS	NS	NS	NS	< 72.8 U	NS	NS
Tetrachloroethylene	ug/kg	**100**	1000	NE	12000	< 107 U	NS	NS	NS	NS	NS	NS	NS	NS	NS	NS	**742**	NS	NS
Toluene	ug/kg	20000	67000	NE	500000	**650**	NS	NS	NS	NS	NS	NS	NS	NS	NS	NS	**185**	NS	NS
Total Xylenes	ug/kg	**19500**	**19500**	NE	NE	**5840**	NS	NS	NS	NS	NS	NS	NS	NS	NS	NS	**1180**	NS	NS
trans-1,2-Dichloroethylene	ug/kg	**2000**	20000	NE	500000	< 107 U	NS	NS	NS	NS	NS	NS	NS	NS	NS	NS	< 72.8 U	NS	NS
Trichloroethene	ug/kg	**100**	**1000**	NE	56000	**423**	NS	NS	NS	NS	NS	NS	NS	NS	NS	NS	**1030**	NS	NS
Vinyl chloride	ug/kg	**40**	**400**	NE	**320**	< 107 U	NS	NS	NS	NS	NS	NS	NS	NS	NS	NS	< 72.8 U	NS	NS
VOCs-SPLP																			
Total VOC-SPLP	ug/l	NE	NE	NE	NE	NS	NS	NS	NS	NS	NS	NS	NS	NS	NS	NS	NS	NS	NS
SVOC-SIMs																			
Benzo(a)pyrene	ug/kg	1000	1000	NE	1000	NS	NS	NS	NS	NS	NS	NS	NS	NS	NS	NS	NS	NS	NS
Benzo(b)fluoranthene	ug/kg	1000	1000	NE	1000	NS	NS	NS	NS	NS	NS	NS	NS	NS	NS	NS	NS	NS	NS
Fluoranthene	ug/kg	5600	56000	NE	1000000	NS	NS	NS	NS	NS	NS	NS	NS	NS	NS	NS	NS	NS	NS
Pyrene	ug/kg	4000	40000	NE	1000000	NS	NS	NS	NS	NS	NS	NS	NS	NS	NS	NS	NS	NS	NS
SVOCs																			
1-Methylnaphthalene	ug/kg	*200*	*1000*	NE	*21000*	< 2130 U	NS	NS	< 2050 U	NS	NS	NS	NS	NS	< 429 U	NS	NS	NS	NS
2-Methylnaphthalene	ug/kg	*560*	*5600*	NE	*270000*	< 2130 U	NS	NS	< 2050 U	NS	NS	NS	NS	NS	< 429 U	NS	NS	NS	NS
Acenaphthene	ug/kg	*8400*	*84000*	NE	*1000000*	< 2130 U	NS	NS	< 2050 U	NS	NS	NS	NS	NS	< 429 U	NS	NS	NS	NS
Acenaphthylene	ug/kg	8400	84000	NE	1000000	< 2130 U	NS	NS	< 2050 U	NS	NS	NS	NS	NS	< 429 U	NS	NS	NS	NS
Anthracene	ug/kg	40000	400000	NE	1000000	< 2130 U	NS	NS	< 2050 U	NS	NS	NS	NS	NS	< 429 U	NS	NS	NS	NS
Benzo(a)anthracene	ug/kg	**1000**	**1000**	NE	**1000**	< 2130 U	NS	NS	**2390**	NS	NS	NS	NS	NS	< 429 U	NS	NS	NS	NS
Benzo(a)pyrene	ug/kg	**1000**	**1000**	NE	**1000**	< 2130 U	NS	NS	**2080**	NS	NS	NS	NS	NS	< 429 U	NS	NS	NS	NS
Benzo(b)fluoranthene	ug/kg	**1000**	**1000**	NE	**1000**	< 2130 U	NS	NS	< 2050 U	NS	NS	NS	NS	NS	< 429 U	NS	NS	NS	NS
Benzo(g,h,i)perylene	ug/kg	*1000*	*1000*	NE	*8400*	< 2130 U	NS	NS	< 2050 U	NS	NS	NS	NS	NS	< 429 U	NS	NS	NS	NS
Benzo(k)fluoranthene	ug/kg	**1000**	**1000**	NE	**8400**	< 2130 U	NS	NS	< 2050 U	NS	NS	NS	NS	NS	< 429 U	NS	NS	NS	NS
Bis(2-ethylhexyl)phthalate	ug/kg	**1000**	11000	NE	44000	NS	NS	NS	NS	NS	NS	NS	NS	NS	NS	NS	NS	NS	NS
Chrysene	ug/kg	*1000*	*1000*	NE	*84000*	< 2130 U	NS	NS	**2140**	NS	NS	NS	NS	NS	< 429 U	NS	NS	NS	NS
Dibenzo(a,h)anthracene	ug/kg	*1000*	*1000*	NE	***1000***	< 2130 U	NS	NS	< 2050 U	NS	NS	NS	NS	NS	< 429 U	NS	NS	NS	NS
Fluoranthene	ug/kg	**5600**	56000	NE	1000000	< 2130 U	NS	NS	**5030**	NS	NS	NS	NS	NS	< 429 U	NS	NS	NS	NS
Fluorene	ug/kg	**5600**	56000	NE	1000000	< 2130 U	NS	NS	< 2050 U	NS	NS	NS	NS	NS	< 429 U	NS	NS	NS	NS
Indeno(1,2,3-cd)pyrene	ug/kg	*1000*	*1000*	NE	***1000***	< 2130 U	NS	NS	< 2050 U	NS	NS	NS	NS	NS	< 429 U	NS	NS	NS	NS
Naphthalene	ug/kg	**5600**	56000	NE	1000000	< 2130 U	NS	NS	**2360**	NS	NS	NS	NS	NS	< 429 U	NS	NS	NS	NS
Phenanthrene	ug/kg	**4000**	40000	NE	1000000	< 2130 U	NS	NS	**5940**	NS	NS	NS	NS	NS	< 429 U	NS	NS	NS	NS
Pyrene	ug/kg	**4000**	40000	NE	1000000	< 2130 U	NS	NS	**4150**	NS	NS	NS	NS	NS	< 429 U	NS	NS	NS	NS
SVOCs-SPLP																			
1-Methylnaphthalene	ug/l	NE	NE	*50*	NE	NS	NS	NS	NS	NS	NS	NS	NS	NS	NS	NS	NS	NS	NS
2-Methylnaphthalene	ug/l	NE	NE	*280*	NE	NS	NS	NS	NS	NS	NS	NS	NS	NS	NS	NS	NS	NS	NS
Acenaphthene	ug/l	NE	NE	*4200*	NE	NS	NS	NS	NS	NS	NS	NS	NS	NS	NS	NS	NS	NS	NS
Anthracene	ug/l	NE	NE	20000	NE	NS	NS	NS	NS	NS	NS	NS	NS	NS	NS	NS	NS	NS	NS
Benzo(a)anthracene	ug/l	NE	NE	0.6	NE	NS	NS	NS	NS	NS	NS	NS	NS	NS	NS	NS	NS	NS	NS
Fluoranthene	ug/l	NE	NE	2800	NE	NS	NS	NS	NS	NS	NS	NS	NS	NS	NS	NS	NS	NS	NS
Fluorene	ug/l	NE	NE	2800	NE	NS	NS	NS	NS	NS	NS	NS	NS	NS	NS	NS	NS	NS	NS
Naphthalene	ug/l	NE	NE	2800	NE	NS	NS	NS	NS	NS	NS	NS	NS	NS	NS	NS	NS	NS	NS
Phenanthrene	ug/l	NE	NE	2000	NE	NS	NS	NS	NS	NS	NS	NS	NS	NS	NS	NS	NS	NS	NS
Pyrene	ug/l	NE	NE	2000	NE	NS	NS	NS	NS	NS	NS	NS	NS	NS	NS	NS	NS	NS	NS

Table 2
AOC 1 Non-PCB Soil Analytical Data
EC Application

Location ID						X13-SB324	X13-SB324	X13-SB324	X14-SB325	X14-SB325	X14-SB325	X14-SB325	X14-SS65	X14-SS65	X15-SB326	X15-SB326	X15-SB326	X15-SS301	X15-SS66
Depth Interval						12 - 12.5 ft	4 - 4.5 ft	7.5 - 8 ft	12 - 12.5 ft	4.5 - 5 ft	4.5 - 5 ft	9.5 - 10 ft	0 - 0.5 ft	0 - 0.25 ft	12 - 12.5 ft	4.5 - 5 ft	9.5 - 10 ft	0 - 0.25 ft	0 - 0.5 ft
Sample ID	Unit	2013 GA PMC	2013 GB PMC	GWPC x 10	2013 RES DEC	SB324 (12-12.5) 041	SB324 (4-4.5) 0411	SB324 (7.5-8) 0411	SB325 (12-12.5) 041	SB325 (4.5-5) 0411	SB325 (4.5-5) 0411	SB325 (9.5-10) 0411	X14-SS65-080411	X14-SS65 0-3	SB326 (12-12.5) 041	SB326 (4.5-5) 0411	SB326 (9.5-10) 0411	15SS301 0-3-08231	X15-SS66-080411
Sample Date						4/11/2012	4/11/2012	4/11/2012	4/11/2012	4/11/2012	4/11/2012	4/11/2012	8/4/2011	8/12/2011	4/11/2012	4/11/2012	4/11/2012	8/23/2011	8/4/2011
SDG						SB47196	SB47196	SB47196	SB47196	SB47196	SB47196	SB47196	SB32875	SB33374	SB47196	SB47196	SB47196	SB34022	SB32875
Metals																			
Antimony	mg/kg	NE	NE	NE	**27**	< 6.41 UJ	< 5.23 UJ	< 30.3 UJ	< 5.89 UJ	< 5.25 UJ	< 5.69 UJ	< 12.6 UJ	NS	NS	< 6.32 UJ	< 5.85 UJ	< 25.3 UJ	NS	NS
Arsenic	mg/kg	NE	NE	NE	**10**	**5.73**	< 1.57 U	**15.0**	< 1.77 U	< 1.57 U	< 1.71 U	**2.95**	NS	NS	< 1.90 U	< 1.75 U	< 1.52 U	**3.33**	NS
Barium	mg/kg	NE	NE	NE	4700	**622**	**203**	**1120**	**429**	**173**	**170**	**616**	NS	NS	**714**	**73.2**	**764**	NS	NS
Beryllium	mg/kg	NE	NE	NE	**2**	< 0.641 U	< 0.523 U	< 0.606 U	**0.666**	< 0.525 U	< 0.569 U	< 0.571 U	NS	NS	< 0.632 U	< 0.585 U	< 0.507 U	NS	NS
Cadmium	mg/kg	NE	NE	NE	**34**	**3.43**	**0.591**	**6.45**	**2.07**	**0.535**	**1.75**	**5.45**	NS	NS	**2.83**	< 0.585 U	**4.81**	NS	NS
Chromium	mg/kg	NE	NE	NE	NE	**40.1**	**26.4**	**46.5**	**66.6**	**24.5**	**25.2**	**49.5**	NS	NS	**56.8**	**19.2**	**67.9**	NS	NS
Copper	mg/kg	NE	NE	NE	**2500**	**695**	**58.7**	**652**	**160**	**50.6**	**56.1**	**891**	NS	NS	**460**	**12.1**	**652**	NS	NS
Lead	mg/kg	NE	NE	NE	**400**	**3630 J**	**322 J**	**27300 J**	**313 J**	**534 J**	**205 J**	**1600 J**	NS	NS	**655 J**	**9.67 J**	**1100 J**	**24.1**	NS
Mercury	mg/kg	NE	NE	NE	20	**0.437 J+**	**0.456 J+**	**1.02 J+**	**0.223 J+**	**0.167 J+**	**0.122 J+**	**2.81 J+**	NS	NS	**0.665 J+**	< 0.0336 U	**2.30 J+**	NS	NS
Nickel	mg/kg	NE	NE	NE	**1400**	**30.2**	**16.8**	**147**	**39.4**	**16.7**	**17.7**	**58.8**	NS	NS	**45.4**	**11.3**	**73.4**	NS	NS
Selenium	mg/kg	NE	NE	NE	340	< 1.92 U	< 1.57 U	< 1.82 U	< 1.77 U	< 1.57 U	< 1.71 U	< 1.71 U	NS	NS	< 1.90 U	< 1.75 U	< 7.60 U	NS	NS
Silver	mg/kg	NE	NE	NE	340	**1.92**	< 1.57 U	< 1.82 U	< 1.77 U	< 1.57 U	< 1.71 U	< 1.71 U	NS	NS	< 1.90 U	< 1.75 U	< 7.60 U	NS	NS
Thallium	mg/kg	NE	NE	NE	**5.4**	< 3.85 U	< 3.14 U	< 18.2 U	< 7.07 U	< 3.15 U	< 3.41 U	< 7.42 U	NS	NS	< 7.58 U	< 3.51 U	< 15.2 U	NS	NS
Vanadium	mg/kg	NE	NE	NE	**470**	**43.2**	**27.2**	**58.0**	**61.0**	**27.7**	**29.3**	**32.9**	NS	NS	**66.0**	**20.9**	**115**	NS	NS
Zinc	mg/kg	NE	NE	NE	**20000**	**1270**	**283**	**33400**	**527**	**234**	**245**	**1660**	NS	NS	**1040**	**36.3**	**2040**	NS	NS
Metals-SPLP																			
Antimony	ug/l	**6**	60	NE	NE	NS	NS	NS	NS	NS	NS	NS	NS	NS	NS	NS	NS	NS	NS
Arsenic	ug/l	50	500	NE	NE	NS	NS	NS	NS	NS	NS	NS	NS	NS	NS	NS	NS	NS	NS
Barium	ug/l	1000	10000	NE	NE	NS	NS	NS	NS	NS	NS	NS	NS	NS	NS	NS	NS	NS	NS
Cadmium	ug/l	**5**	**50**	NE	NE	NS	NS	NS	NS	NS	NS	NS	NS	NS	NS	NS	NS	NS	NS
Chromium	ug/l	50	500	NE	NE	NS	NS	NS	NS	NS	NS	NS	NS	NS	NS	NS	NS	NS	NS
Copper	ug/l	1300	13000	NE	NE	NS	NS	NS	NS	NS	NS	NS	NS	NS	NS	NS	NS	NS	NS
Lead	ug/l	**15**	**150**	NE	NE	NS	NS	NS	NS	NS	NS	NS	NS	NS	NS	NS	NS	NS	NS
Nickel	ug/l	100	1000	NE	NE	NS	NS	NS	NS	NS	NS	NS	NS	NS	NS	NS	NS	NS	NS
Vanadium	ug/l	50	500	NE	NE	NS	NS	NS	NS	NS	NS	NS	NS	NS	NS	NS	NS	NS	NS
Zinc	ug/l	5000	50000	NE	NE	NS	NS	NS	NS	NS	NS	NS	NS	NS	NS	NS	NS	NS	NS
Cyanide																			
Cyanide	mg/kg	NE	NE	NE	1400	NS	NS	NS	NS	NS	NS	NS	NS	NS	NS	NS	NS	NS	NS
PCBs																			
Aroclor 1242	ug/kg	NE	NE	NE	NE	< 25.0 U	< 22.1 U	< 25.9 U	< 2420 U	< 206 U	< 217 U	< 2390 U	< 22.9 U	< 29.4 U	< 2600 U	< 24.6 U	< 21800 U	< 23.7 U	< 22.1 U
Aroclor 1248	ug/kg	NE	NE	NE	NE	**3520**	**1620**	**19300**	**196000**	< 206 U	< 217 U	**285000**	**1420**	< 29.4 U	**63500**	**374**	**386000**	< 23.7 U	< 22.1 U
Aroclor 1254	ug/kg	NE	NE	NE	NE	< 25.0 U	< 22.1 U	< 25.9 U	< 2420 U	< 206 U	< 217 U	< 2390 U	< 22.9 U	< 29.4 U	< 2600 U	< 246 U	< 21800 U	< 23.7 U	< 22.1 U
Aroclor 1260	ug/kg	NE	NE	NE	NE	**46.5**	**71.7**	**404**	**2500**	**98.7 J**	**48.0 J**	**5220**	**115**	< 29.4 U	< 2600 U	< 24.6 U	< 21800 U	< 23.7 U	< 22.1 U
Aroclor 1262	ug/kg	NE	NE	NE	NE	< 25.0 U	< 22.1 U	< 25.9 U	< 2420 U	< 20.6 U	< 21.7 U	< 2390 U	< 22.9 U	< 29.4 U	< 2600 U	< 24.6 U	< 21800 U	< 23.7 U	< 22.1 U
Total PCB Aroclors	ug/kg	**NE**	NE	NE	**1000**	**3570**	**1690**	**19704**	**199000**	**98.7**	**48.0**	**290000**	**1540**	< 29.4 U	**63500**	**374**	**386000**	< 23.7 U	< 22.1 U
PCBs-SPLP																			
Aroclor 1242	ug/l	NE	NE	NE	NE	NS	NS	NS	NS	NS	NS	NS	NS	NS	NS	NS	NS	NS	NS
Aroclor 1248	ug/l	NE	NE	NE	NE	NS	NS	NS	NS	NS	NS	NS	NS	NS	NS	NS	NS	NS	NS
Aroclor 1260	ug/l	NE	NE	NE	NE	NS	NS	NS	NS	NS	NS	NS	NS	NS	NS	NS	NS	NS	NS
Total PCB Aroclors	ug/l	**0.5**	**5**	NE	NE	NS	NS	NS	NS	NS	NS	NS	NS	NS	NS	NS	NS	NS	NS
Pesticides																			
4,4-DDD (p,p)	ug/kg	NE	NE	NE	NE	NS	NS	NS	NS	NS	NS	NS	NS	< 12.0 U	NS	NS	NS	NS	NS
4,4-DDE (p,p)	ug/kg	NE	NE	NE	NE	NS	NS	NS	NS	NS	NS	NS	NS	< 7.49 U	NS	NS	NS	NS	NS
4,4-DDT (p,p)	ug/kg	NE	NE	NE	1800	NS	NS	NS	NS	NS	NS	NS	NS	< 12.0 U	NS	NS	NS	NS	NS
alpha-Chlordane	ug/kg	NE	NE	NE	NE	NS	NS	NS	NS	NS	NS	NS	NS	**34.1 J**	NS	NS	NS	NS	NS
Chlordane	ug/kg	NE	NE	NE	**490**	NS	NS	NS	NS	NS	NS	NS	NS	**101**	NS	NS	NS	NS	NS
Endrin	ug/kg	NE	NE	NE	20000	NS	NS	NS	NS	NS	NS	NS	NS	< 12.0 U	NS	NS	NS	NS	NS
gamma-Chlordane	ug/kg	NE	NE	NE	NE	NS	NS	NS	NS	NS	NS	NS	NS	**30.0**	NS	NS	NS	NS	NS
Methoxychlor	ug/kg	800	8000	NE	340000	NS	NS	NS	NS	NS	NS	NS	NS	< 12.0 U	NS	NS	NS	NS	NS
Total DDx	ug/kg	***3***	***20***	NE	1800	NS	NS	NS	NS	NS	NS	NS	NS	< 7.49	NS	NS	NS	NS	NS
Pesticides-SPLP																			
Chlordane	ug/l	NE	NE	**3**	NE	NS	NS	NS	NS	NS	NS	NS	NS	NS	NS	NS	NS	NS	NS
Herbicides																			
Total Herbicides	ug/kg	NE	NE	NE	NE	NS	NS	NS	NS	NS	NS	NS	NS	NS	NS	NS	NS	NS	NS

Notes:
This is a summary table. Only detected analytes are shown.
<0.010 = Not detected above the laboratory reporting limit
Bold = Detected above reporting limit
Yellow highlighted cells exceed the 2013 GA PMC
Green highlighted cells exceed the 2013 GB PMC
Blue highlighted cells exceed the 2013 RES DEC
RES DEC = Residential Direct Exposure Criteria
GA PMC = Pollutant Mobility Criteria for GA classified groundwater areas
GB PMC = Pollutant Mobility Criteria for GB classified groundwater areas
GWPC = Groundwater Protection Criteria
Italicized criteria indicate that criteria value is from CTDEEP Recommended Criteria Values for Common Additional Polluting Substances and Alternative Criteria Requests (September 2018)
NE = Criteria has not been established
NS = Not sampled for this constituent
ug/kg = micrograms per kilogram
ug/l = micrograms per liter
mg/kg = milligrams per kilogram
U = The analyte was not detected above the detection limit
J+ = Result may be biased high
J-= Result may be biased low
J = Result is considered estimated
UJ = The analyte was not detected at a level greater than or equal to the adjusted DL. However, the reported adjusted DL is approximate and may be inaccurate or imprecise.

Table 2
AOC 1 Non-PCB Soil Analytical Data
EC Application

Greenwich High School
10 Hillside Road
Greenwich, CT

Location ID						X15-SS66	X16-SB327	X16-SB327	X16-SB327	X17-SB266	X17-SB266	X17-SB266	X18-SB381	X18-SB381	X18-SB381	X18-SB381	X18-SB381	X21-SB57	X21-SB57
Depth Interval						0 - 0.5 ft	1.5 - 2 ft	10.5 - 11 ft	7 - 7.5 ft	2 - 3 ft	3 - 4 ft	5 - 6 ft	11 - 12 ft	3 - 4 ft	3 - 4 ft	7 - 9 ft	7 - 9 ft	0 - 1 ft	1 - 2 ft
Sample ID	Unit	2013 GA PMC	2013 GB PMC	GWPC x 10	2013 RES DEC	X15-SS66-080511	-SB327 (1.5-2) 0411	SB327 (10.5-11) 041	-SB327 (7-7.5) 0411	-SB266 (2-3)-12281	-SB266 (3-4)-12281	-SB266 (5-6)-12281	SB381 (11-12)-0625	-SB381 (3-4)-06251	-SB381 (3-4)-06251	-SB381 (7-9)-06251	-SB381 (7-9)-06251	X21-SB57 0-1	X21-SB57 1-2
Sample Date						8/5/2011	4/11/2012	4/11/2012	4/11/2012	12/28/2011	12/28/2011	12/28/2011	6/25/2012	6/25/2012	6/25/2012	6/25/2012	6/25/2012	8/10/2011	8/10/2011
SDG						SB32945	SB47196	SB47196	SB47196	SB41712	SB41712	SB41712	SB51792	SB51792	SB51792	SB51792	SB51792	SB33209	SB33209
CTETPH																			
Aliphatic Hydrocarbons (ETPH) C9-C36	mg/kg	**500**	**2500**	NE	**500**	**52.8**	NS	NS	**170**	NS	**728**	NS	NS	NS	NS	**63.1 J**	**207 J**	NS	NS
Total Petroleum Hydrocarbons	mg/kg	**500**	**2500**	NE	**500**	**52.8**	NS	NS	**170**	NS	**728**	NS	NS	NS	NS	**63.1 J**	**207 J**	NS	NS
Unidentified	mg/kg	NE	NE	NE	NE	**52.8**	NS	NS	**170**	NS	**728**	NS	NS	NS	NS	**63.1 J**	**207 J**	NS	NS
CTETPH-SPLP																			
Aliphatic Hydrocarbons (ETPH) C9-C36	mg/l	NE	NE	2.5	NE	NS	NS	NS	NS	NS	< 0.1 U	NS	NS	NS	NS	NS	NS	NS	NS
Total Petroleum Hydrocarbons	mg/l	NE	NE	NE	NE	NS	NS	NS	NS	NS	< 0.1 U	NS	NS	NS	NS	NS	NS	NS	NS
Unidentified	mg/l	NE	NE	NE	NE	NS	NS	NS	NS	NS	< 0.1 U	NS	NS	NS	NS	NS	NS	NS	NS
VOCs																			
1,1,1-Trichloroethane	ug/kg	4000	40000	NE	500000	NS	NS	NS	NS	NS	NS	NS	NS	NS	NS	NS	NS	NS	NS
1,1-Dichloroethane	ug/kg	**1400**	14000	NE	500000	NS	NS	NS	NS	NS	NS	NS	NS	NS	NS	NS	NS	NS	NS
1,2,4-Trichlorobenzene	ug/kg	NE	NE	NE	21000	NS	NS	NS	NS	NS	NS	NS	NS	NS	NS	NS	NS	NS	NS
1,2,4-Trimethylbenzene	ug/kg	NE	NE	NE	500000	NS	NS	NS	NS	NS	NS	NS	NS	NS	NS	NS	NS	NS	NS
1,2-Dichlorobenzene	ug/kg	3100	3100	NE	500000	NS	NS	NS	NS	NS	NS	NS	NS	NS	NS	NS	NS	NS	NS
1,2-Dichloroethane	ug/kg	**20**	200	NE	6700	NS	NS	NS	NS	NS	NS	NS	NS	NS	NS	NS	NS	NS	NS
1,3,5-Trimethylbenzene	ug/kg	NE	NE	NE	500000	NS	NS	NS	NS	NS	NS	NS	NS	NS	NS	NS	NS	NS	NS
1,3-Dichlorobenzene	ug/kg	12000	120000	NE	500000	NS	NS	NS	NS	NS	NS	NS	NS	NS	NS	NS	NS	NS	NS
1,4-Dichlorobenzene	ug/kg	1500	15000	NE	26000	NS	NS	NS	NS	NS	NS	NS	NS	NS	NS	NS	NS	NS	NS
2-Butanone (MEK)	ug/kg	8000	80000	NE	500000	NS	NS	NS	NS	NS	NS	NS	NS	NS	NS	NS	NS	NS	NS
Acetone	ug/kg	14000	140000	NE	500000	NS	NS	NS	NS	NS	NS	NS	NS	NS	NS	NS	NS	NS	NS
Benzene	ug/kg	**20**	**200**	NE	21000	NS	NS	NS	NS	NS	NS	NS	NS	NS	NS	NS	NS	NS	NS
Chlorobenzene	ug/kg	2000	20000	NE	500000	NS	NS	NS	NS	NS	NS	NS	NS	NS	NS	NS	NS	NS	NS
Chloroethane	ug/kg	NE	NE	NE	130000	NS	NS	NS	NS	NS	NS	NS	NS	NS	NS	NS	NS	NS	NS
cis-1,2-Dichloroethylene	ug/kg	**1400**	**14000**	NE	500000	NS	NS	NS	NS	NS	NS	NS	NS	NS	NS	NS	NS	NS	NS
Ethyl ether	ug/kg	NE	NE	NE	NE	NS	NS	NS	NS	NS	NS	NS	NS	NS	NS	NS	NS	NS	NS
Ethylbenzene	ug/kg	**10100**	**10100**	NE	500000	NS	NS	NS	NS	NS	NS	NS	NS	NS	NS	NS	NS	NS	NS
Isopropylbenzene	ug/kg	NE	NE	NE	500000	NS	NS	NS	NS	NS	NS	NS	NS	NS	NS	NS	NS	NS	NS
m,p-Xylenes	ug/kg	NE	**19500**	NE	NE	NS	NS	NS	NS	NS	NS	NS	NS	NS	NS	NS	NS	NS	NS
Methyl Isobutyl Ketone	ug/kg	7000	14000	NE	500000	NS	NS	NS	NS	NS	NS	NS	NS	NS	NS	NS	NS	NS	NS
Naphthalene	ug/kg	**5600**	56000	NE	1000000	NS	NS	NS	NS	NS	NS	NS	NS	NS	NS	NS	NS	NS	NS
n-Butylbenzene	ug/kg	NE	NE	NE	500000	NS	NS	NS	NS	NS	NS	NS	NS	NS	NS	NS	NS	NS	NS
n-Propylbenzene	ug/kg	NE	NE	NE	500000	NS	NS	NS	NS	NS	NS	NS	NS	NS	NS	NS	NS	NS	NS
o-Xylene	ug/kg	NE	**19500**	NE	NE	NS	NS	NS	NS	NS	NS	NS	NS	NS	NS	NS	NS	NS	NS
p-Isopropyltoluene	ug/kg	NE	NE	NE	500000	NS	NS	NS	NS	NS	NS	NS	NS	NS	NS	NS	NS	NS	NS
sec-Butylbenzene	ug/kg	NE	NE	NE	500000	NS	NS	NS	NS	NS	NS	NS	NS	NS	NS	NS	NS	NS	NS
Styrene	ug/kg	2000	20000	NE	500000	NS	NS	NS	NS	NS	NS	NS	NS	NS	NS	NS	NS	NS	NS
tert-butylbenzene	ug/kg	NE	NE	NE	500000	NS	NS	NS	NS	NS	NS	NS	NS	NS	NS	NS	NS	NS	NS
Tetrachloroethylene	ug/kg	**100**	1000	NE	12000	NS	NS	NS	NS	NS	NS	NS	NS	NS	NS	NS	NS	NS	NS
Toluene	ug/kg	20000	67000	NE	500000	NS	NS	NS	NS	NS	NS	NS	NS	NS	NS	NS	NS	NS	NS
Total Xylenes	ug/kg	**19500**	**19500**	NE	NE	NS	NS	NS	NS	NS	NS	NS	NS	NS	NS	NS	NS	NS	NS
trans-1,2-Dichloroethylene	ug/kg	**2000**	20000	NE	500000	NS	NS	NS	NS	NS	NS	NS	NS	NS	NS	NS	NS	NS	NS
Trichloroethene	ug/kg	**100**	**1000**	NE	56000	NS	NS	NS	NS	NS	NS	NS	NS	NS	NS	NS	NS	NS	NS
Vinyl chloride	ug/kg	**40**	**400**	NE	**320**	NS	NS	NS	NS	NS	NS	NS	NS	NS	NS	NS	NS	NS	NS
VOCs-SPLP																			
Total VOC-SPLP	ug/l	NE	NE	NE	NE	NS	NS	NS	NS	NS	NS	NS	NS	NS	NS	NS	NS	NS	NS
SVOC-SIMs																			
Benzo(a)pyrene	ug/kg	1000	1000	NE	1000	NS	NS	NS	NS	NS	NS	NS	NS	NS	NS	NS	NS	NS	NS
Benzo(b)fluoranthene	ug/kg	1000	1000	NE	1000	NS	NS	NS	NS	NS	NS	NS	NS	NS	NS	NS	NS	NS	NS
Fluoranthene	ug/kg	5600	56000	NE	1000000	NS	NS	NS	NS	NS	NS	NS	NS	NS	NS	NS	NS	NS	NS
Pyrene	ug/kg	4000	40000	NE	1000000	NS	NS	NS	NS	NS	NS	NS	NS	NS	NS	NS	NS	NS	NS
SVOCs																			
1-Methylnaphthalene	ug/kg	*200*	*1000*	NE	*21000*	< 424 U	NS	NS	< 443 U	NS	< 1110 U	NS	NS	NS	NS	< 192 U	< 380 U	NS	NS
2-Methylnaphthalene	ug/kg	*560*	*5600*	NE	*270000*	< 424 U	NS	NS	< 443 U	NS	< 1110 U	NS	NS	NS	NS	< 192 U	< 380 U	NS	NS
Acenaphthene	ug/kg	*8400*	*84000*	NE	*1000000*	< 424 U	NS	NS	< 443 U	NS	< 1110 U	NS	NS	NS	NS	< 192 U	< 380 U	NS	NS
Acenaphthylene	ug/kg	8400	84000	NE	1000000	< 424 U	NS	NS	< 443 U	NS	< 1110 UJ	NS	NS	NS	NS	< 192 U	< 380 U	NS	NS
Anthracene	ug/kg	40000	400000	NE	1000000	< 424 U	NS	NS	< 443 U	NS	< 1110 U	NS	NS	NS	NS	**331**	< 380 U	NS	NS
Benzo(a)anthracene	ug/kg	**1000**	**1000**	NE	**1000**	< 424 U	NS	NS	< 443 U	NS	< 1110 U	NS	NS	NS	NS	**1030 J**	< 380 UJ	NS	NS
Benzo(a)pyrene	ug/kg	**1000**	**1000**	NE	**1000**	< 424 U	NS	NS	< 443 U	NS	< 1110 U	NS	NS	NS	NS	**803 J**	< 380 UJ	NS	NS
Benzo(b)fluoranthene	ug/kg	**1000**	**1000**	NE	**1000**	< 424 U	NS	NS	< 443 U	NS	< 1110 U	NS	NS	NS	NS	**830 J**	< 380 UJ	NS	NS
Benzo(g,h,i)perylene	ug/kg	*1000*	*1000*	NE	*8400*	< 424 U	NS	NS	< 443 U	NS	< 1110 U	NS	NS	NS	NS	**333**	< 380 U	NS	NS
Benzo(k)fluoranthene	ug/kg	**1000**	**1000**	NE	**8400**	< 424 U	NS	NS	< 443 U	NS	< 1110 U	NS	NS	NS	NS	**687 J**	< 380 UJ	NS	NS
Bis(2-ethylhexyl)phthalate	ug/kg	**1000**	11000	NE	44000	NS	NS	NS	NS	NS	NS	NS	NS	NS	NS	NS	NS	NS	NS
Chrysene	ug/kg	*1000*	*1000*	NE	*84000*	< 424 UJ	NS	NS	< 443 U	NS	< 1110 U	NS	NS	NS	NS	**964 J**	< 380 UJ	NS	NS
Dibenzo(a,h)anthracene	ug/kg	*1000*	*1000*	NE	***1000***	< 424 U	NS	NS	< 443 U	NS	< 1110 U	NS	NS	NS	NS	< 192 U	< 380 U	NS	NS
Fluoranthene	ug/kg	**5600**	56000	NE	1000000	< 424 U	NS	NS	< 443 U	NS	< 1110 U	NS	NS	NS	NS	**2320 J**	**520 J**	NS	NS
Fluorene	ug/kg	**5600**	56000	NE	1000000	< 424 U	NS	NS	< 443 U	NS	< 1110 U	NS	NS	NS	NS	< 192 U	< 380 U	NS	NS
Indeno(1,2,3-cd)pyrene	ug/kg	*1000*	*1000*	NE	***1000***	< 424 U	NS	NS	< 443 U	NS	< 1110 U	NS	NS	NS	NS	**392**	< 380 U	NS	NS
Naphthalene	ug/kg	**5600**	56000	NE	1000000	< 424 U	NS	NS	< 443 U	NS	< 1110 U	NS	NS	NS	NS	< 192 U	< 380 U	NS	NS
Phenanthrene	ug/kg	**4000**	40000	NE	1000000	< 424 U	NS	NS	< 443 U	NS	< 1110 U	NS	NS	NS	NS	**1190 J**	< 380 UJ	NS	NS
Pyrene	ug/kg	**4000**	40000	NE	1000000	< 424 U	NS	NS	< 443 U	NS	< 1110 U	NS	NS	NS	NS	**1850 J**	**461 J**	NS	NS
SVOCs-SPLP																			
1-Methylnaphthalene	ug/l	NE	NE	*50*	NE	NS	NS	NS	NS	NS	NS	NS	NS	NS	NS	NS	NS	NS	NS
2-Methylnaphthalene	ug/l	NE	NE	*280*	NE	NS	NS	NS	NS	NS	NS	NS	NS	NS	NS	NS	NS	NS	NS
Acenaphthene	ug/l	NE	NE	*4200*	NE	NS	NS	NS	NS	NS	NS	NS	NS	NS	NS	NS	NS	NS	NS
Anthracene	ug/l	NE	NE	20000	NE	NS	NS	NS	NS	NS	NS	NS	NS	NS	NS	NS	NS	NS	NS
Benzo(a)anthracene	ug/l	NE	NE	0.6	NE	NS	NS	NS	NS	NS	NS	NS	NS	NS	NS	NS	NS	NS	NS
Fluoranthene	ug/l	NE	NE	2800	NE	NS	NS	NS	NS	NS	NS	NS	NS	NS	NS	NS	NS	NS	NS
Fluorene	ug/l	NE	NE	2800	NE	NS	NS	NS	NS	NS	NS	NS	NS	NS	NS	NS	NS	NS	NS
Naphthalene	ug/l	NE	NE	2800	NE	NS	NS	NS	NS	NS	NS	NS	NS	NS	NS	NS	NS	NS	NS
Phenanthrene	ug/l	NE	NE	2000	NE	NS	NS	NS	NS	NS	NS	NS	NS	NS	NS	NS	NS	NS	NS
Pyrene	ug/l	NE	NE	2000	NE	NS	NS	NS	NS	NS	NS	NS	NS	NS	NS	NS	NS	NS	NS

Table 2
AOC 1 Non-PCB Soil Analytical Data
EC Application

Location ID						X15-SS66	X16-SB327	X16-SB327	X16-SB327	X17-SB266	X17-SB266	X17-SB266	X18-SB381	X18-SB381	X18-SB381	X18-SB381	X18-SB381	X21-SB57	X21-SB57
Depth Interval						0 - 0.5 ft	1.5 - 2 ft	10.5 - 11 ft	7 - 7.5 ft	2 - 3 ft	3 - 4 ft	5 - 6 ft	11 - 12 ft	3 - 4 ft	3 - 4 ft	7 - 9 ft	7 - 9 ft	0 - 1 ft	1 - 2 ft
Sample ID	Unit	2013 GA PMC	2013 GB PMC	GWPC x 10	2013 RES DEC	X15-SS66-080511	SB327 (1.5-2) 0411	SB327 (10.5-11) 041	SB327 (7-7.5) 0411	SB266 (2-3)-12281	SB266 (3-4)-12281	SB266 (5-6)-12281	SB381 (11-12)-0625	SB381 (3-4)-06251	SB381 (3-4)-06251	SB381 (7-9)-06251	SB381 (7-9)-06251	X21-SB57 0-1	X21-SB57 1-2
Sample Date						8/5/2011	4/11/2012	4/11/2012	4/11/2012	12/28/2011	12/28/2011	12/28/2011	6/25/2012	6/25/2012	6/25/2012	6/25/2012	6/25/2012	8/10/2011	8/10/2011
SDG						SB32945	SB47196	SB47196	SB47196	SB41712	SB41712	SB41712	SB51792	SB51792	SB51792	SB51792	SB51792	SB33209	SB33209
Metals																			
Antimony	mg/kg	NE	NE	NE	**27**	NS	< 4.99 UJ	< 8.35 UJ	< 32.4 UJ	NS	**27.6 J-**	< 5.33 UJ	< 5.70 UJ	< 4.99 UJ	< 4.99 UJ	< 5.03 UJ	< 5.79 UJ	NS	NS
Arsenic	mg/kg	NE	NE	NE	**10**	**3.29**	**1.82**	**5.11**	**2.71**	NS	**35.3 J**	**8.97 J**	< 1.71 U	< 1.50 U	< 1.50 U	**2.66**	**3.19**	NS	NS
Barium	mg/kg	NE	NE	NE	4700	NS	**117**	**314**	**800**	NS	**1250 J**	**334 J**	**61.3**	**172**	**161**	**468**	**677**	NS	NS
Beryllium	mg/kg	NE	NE	NE	**2**	NS	**0.684**	**1.60**	< 0.649 U	NS	< 0.663 U	**1.02**	< 0.570 U	**0.793**	**0.774**	**0.800**	**0.724**	NS	NS
Cadmium	mg/kg	NE	NE	NE	**34**	< 0.35 U	< 0.499 U	< 0.835 U	**11.6**	NS	**19.9 J**	**3.55 J**	< 0.570 U	< 0.499 U	< 0.499 U	**1.09**	**1.01**	NS	NS
Chromium	mg/kg	NE	NE	NE	NE	**25.6**	**25.2**	**71.6**	**69.2**	NS	**86.7 J**	**128 J**	**14.1**	**58.2**	**55.9**	**58.0**	**65.7**	NS	NS
Copper	mg/kg	NE	NE	NE	**2500**	NS	**27.1**	**35.7**	**1580**	NS	**756 J**	**90.8 J**	**19.8**	**21.2**	**16.7**	**702 J**	**139 J**	NS	NS
Lead	mg/kg	NE	NE	NE	**400**	**17.3**	**42.5 J**	**277 J**	**2210 J**	NS	**5640 J**	**474 J**	**5.77**	**13.2**	**11.3**	**404 J**	**905 J**	NS	NS
Mercury	mg/kg	NE	NE	NE	20	< 0.07 U	**0.0899 J+**	**0.494 J+**	**0.662 J+**	NS	< 1.11 U	< 1.07 U	< 0.0352 U	< 0.0306 U	< 0.0312 U	**0.303**	**0.210**	NS	NS
Nickel	mg/kg	NE	NE	NE	**1400**	NS	**13.6**	**48.4**	**192**	NS	**110 J**	**93.5 J**	**15.3**	**22.1**	**19.7**	**38.1**	**50.7**	NS	NS
Selenium	mg/kg	NE	NE	NE	340	NS	< 1.50 U	< 2.50 U	< 9.73 U	NS	< 3.98 U	< 1.60 U	< 1.71 U	< 1.50 U	< 1.50 U	< 1.51 U	< 1.74 U	NS	NS
Silver	mg/kg	NE	NE	NE	340	NS	< 1.50 U	< 2.50 U	< 9.73 U	NS	**5.53 J**	**1.69 J**	< 1.71 U	< 2.99 U	< 3.00 U	< 3.02 U	< 1.74 U	NS	NS
Thallium	mg/kg	NE	NE	NE	**5.4**	NS	< 3.00 U	< 5.01 U	< 19.5 U	NS	< 17.2 U	< 6.40 U	< 3.42 U	< 2.99 U	< 3.00 U	< 3.02 U	< 6.95 U	NS	NS
Vanadium	mg/kg	NE	NE	NE	**470**	NS	**30.7**	**67.6**	**101**	NS	**57.7 J**	**55.3 J**	**19.0**	**45.4**	**44.7**	**61.1**	**57.5**	NS	NS
Zinc	mg/kg	NE	NE	NE	**20000**	NS	**87.5**	**188**	**2120**	NS	**3450 J**	**469 J**	**47.6**	**52.7**	**50.7**	**533**	**914**	NS	NS
Metals-SPLP																			
Antimony	ug/l	**6**	60	NE	NE	NS	NS	NS	NS	NS	< 35.0 U	NS	NS	NS	NS	NS	NS	NS	NS
Arsenic	ug/l	50	500	NE	NE	NS	NS	NS	NS	NS	< 4.0 U	NS	NS	NS	NS	NS	NS	NS	NS
Barium	ug/l	1000	10000	NE	NE	NS	NS	NS	NS	NS	**108**	NS	NS	NS	NS	NS	NS	NS	NS
Cadmium	ug/l	**5**	**50**	NE	NE	NS	NS	NS	NS	NS	< 2.5 U	NS	NS	NS	NS	NS	NS	NS	NS
Chromium	ug/l	50	500	NE	NE	NS	NS	NS	NS	NS	< 5.0 U	NS	NS	NS	NS	NS	NS	NS	NS
Copper	ug/l	1300	13000	NE	NE	NS	NS	NS	NS	NS	**23.4**	NS	NS	NS	NS	NS	NS	NS	NS
Lead	ug/l	**15**	**150**	NE	NE	NS	NS	NS	NS	NS	**20.4**	NS	NS	NS	NS	NS	NS	NS	NS
Nickel	ug/l	100	1000	NE	NE	NS	NS	NS	NS	NS	< 5.0 U	NS	NS	NS	NS	NS	NS	NS	NS
Vanadium	ug/l	50	500	NE	NE	NS	NS	NS	NS	NS	< 5.0 U	NS	NS	NS	NS	NS	NS	NS	NS
Zinc	ug/l	5000	50000	NE	NE	NS	NS	NS	NS	NS	< 34.0 U	NS	NS	NS	NS	NS	NS	NS	NS
Cyanide																			
Cyanide	mg/kg	NE	NE	NE	1400	NS	NS	NS	NS	NS	NS	NS	NS	NS	NS	NS	NS	NS	NS
PCBs																			
Aroclor 1242	ug/kg	NE	NE	NE	NE	< 25.4 U	< 22.0 U	< 35.8 U	< 2630 U	< 21.8 U	< 25.5 U	< 464 U	NS	< 20.5 U	< 20.4 U	< 22.9 U	< 22.0 U	< 22.6 U	< 21.4 U
Aroclor 1248	ug/kg	NE	NE	NE	NE	< 25.4 U	**229**	**299**	**64900**	< 21.8 U	< 25.5 U	< 464 U	NS	**93.4**	**71.3**	**5350**	**4940**	**113**	**454**
Aroclor 1254	ug/kg	NE	NE	NE	NE	< 25.4 U	< 22.0 U	< 358 U	< 2630 U	< 21.8 U	**25400 J**	< 464 U	NS	< 20.5 U	< 20.4 U	< 22.9 U	< 22.0 U	< 22.6 U	< 21.4 U
Aroclor 1260	ug/kg	NE	NE	NE	NE	< 25.4 U	< 22.0 U	**52.4**	< 2630 U	< 21.8 U	**1830 J**	< 464 U	NS	< 20.5 U	< 20.4 U	< 22.9 UJ	**234 J**	< 22.6 U	< 21.4 U
Aroclor 1262	ug/kg	NE	NE	NE	NE	< 25.4 U	< 22.0 U	< 35.8 U	< 2630 U	< 21.8 U	< 25.5 U	< 464 U	NS	< 20.5 U	< 20.4 U	< 22.9 U	< 22.0 U	< 22.6 U	< 21.4 U
Total PCB Aroclors	ug/kg	**NE**	NE	NE	**1000**	< 25.4 U	**229**	**351**	**64900**	< 21.8 U	**27230**	< 464 U	NS	**93.4**	**71.3**	**5350**	**5170**	**113**	**454**
PCBs-SPLP																			
Aroclor 1242	ug/l	NE	NE	NE	NE	NS	NS	NS	NS	NS	< 0.211 U	NS	NS	NS	NS	NS	NS	NS	NS
Aroclor 1248	ug/l	NE	NE	NE	NE	NS	NS	NS	NS	NS	< 0.211 U	NS	NS	NS	NS	NS	NS	NS	NS
Aroclor 1260	ug/l	NE	NE	NE	NE	NS	NS	NS	NS	NS	< 0.211 U	NS	NS	NS	NS	NS	NS	NS	NS
Total PCB Aroclors	ug/l	**0.5**	**5**	NE	NE	NS	NS	NS	NS	NS	< 0.211 U	NS	NS	NS	NS	NS	NS	NS	NS
Pesticides																			
4,4-DDD (p,p)	ug/kg	NE	NE	NE	NE	< 6.93 U	NS	NS	NS	NS	NS	NS	NS	NS	NS	NS	NS	NS	< 8.54 U
4,4-DDE (p,p)	ug/kg	NE	NE	NE	NE	< 4.33 U	NS	NS	NS	NS	NS	NS	NS	NS	NS	NS	NS	NS	< 5.34 U
4,4-DDT (p,p)	ug/kg	NE	NE	NE	1800	< 6.93 U	NS	NS	NS	NS	NS	NS	NS	NS	NS	NS	NS	NS	< 8.54 U
alpha-Chlordane	ug/kg	NE	NE	NE	NE	**43.2 J**	NS	NS	NS	NS	NS	NS	NS	NS	NS	NS	NS	NS	**9.53**
Chlordane	ug/kg	NE	NE	NE	**490**	**213**	NS	NS	NS	NS	NS	NS	NS	NS	NS	NS	NS	NS	**61.9**
Endrin	ug/kg	NE	NE	NE	20000	< 6.93 U	NS	NS	NS	NS	NS	NS	NS	NS	NS	NS	NS	NS	< 8.54 U
gamma-Chlordane	ug/kg	NE	NE	NE	NE	**28.5**	NS	NS	NS	NS	NS	NS	NS	NS	NS	NS	NS	NS	**6.74**
Methoxychlor	ug/kg	800	8000	NE	340000	< 6.93 U	NS	NS	NS	NS	NS	NS	NS	NS	NS	NS	NS	NS	< 8.54 U
Total DDx	ug/kg	***3***	***20***	NE	1800	< 6.93	NS	NS	NS	NS	NS	NS	NS	NS	NS	NS	NS	NS	< 8.54
Pesticides-SPLP																			
Chlordane	ug/l	NE	NE	**3**	NE	NS	NS	NS	NS	NS	NS	NS	NS	NS	NS	NS	NS	NS	NS
Herbicides																			
Total Herbicides	ug/kg	NE	NE	NE	NE	< 8.49 U	NS	NS	NS	NS	NS	NS	NS	NS	NS	NS	NS	NS	NS

Notes:
This is a summary table. Only detected analytes are shown.
<0.010 = Not detected above the laboratory reporting limit
Bold = Detected above reporting limit
Yellow highlighted cells exceed the 2013 GA PMC
Green highlighted cells exceed the 2013 GB PMC
Blue highlighted cells exceed the 2013 RES DEC
RES DEC = Residential Direct Exposure Criteria
GA PMC = Pollutant Mobility Criteria for GA classified groundwater areas
GB PMC = Pollutant Mobility Criteria for GB classified groundwater areas
GWPC = Groundwater Protection Criteria
Italicized criteria indicate that criteria value is from CTDEEP Recommended Criteria Values for Common Additional Polluting Substances and Alternative Criteria Requests (September 2018)
NE = Criteria has not been established
NS = Not sampled for this constituent
ug/kg = micrograms per kilogram
ug/l = micrograms per liter
mg/kg = milligrams per kilogram
U = The analyte was not detected above the detection limit
J+ = Result may be biased high
J-= Result may be biased low
J = Result is considered estimated
UJ = The analyte was not detected at a level greater than or equal to the adjusted DL. However, the reported adjusted DL is approximate and may be inaccurate or imprecise.

Table 2
AOC 1 Non-PCB Soil Analytical Data
EC Application

Greenwich High School
10 Hillside Road
Greenwich, CT

Location ID						X21-SB57	X8-SS214	Y10.5	Y12-SB235	Y12-SB235	Y12-SB235	Y12-SB235	Y13-SB315	Y13-SB315	Y13-SS308	Y14-SB314	Y14-SB314	Y14-SB314	Y15-SB310
Depth Interval						2 - 2.5 ft	0 - 0.25 ft	1.5 - 2 ft	0.5 - 2.5 ft	14 - 15 ft	5 - 6 ft	8 - 10 ft	4.5 - 5 ft	6 - 7 ft	0 - 0.25 ft	12.5 - 13.5 ft	4 - 4.5 ft	9 - 10 ft	10 - 11 ft
Sample ID	Unit	2013 GA PMC	2013 GB PMC	GWPC x 10	2013 RES DEC	X21-SB57 2-2.5	X8-SS214 0-3	Y10.5(1.5-2)-1	12-SB235 (.50-2.50)	Y12-SB235 (14-15)-1	Y12-SB235 (5-6)-1	Y12-SB235 (8-10)-1	SB315 (4.5-5) 0409	-SB315 (6-7) 0409	13SS308 0-3-08231	B314(12.5-13.5)-040	-SB314(4-4.5)-0409	-SB314(9-10)-0409	-SB310(10-11)-0409
Sample Date						8/10/2011	8/12/2011	9/17/2020	12/27/2011	12/27/2011	12/27/2011	12/27/2011	4/9/2012	4/9/2012	8/23/2011	4/9/2012	4/9/2012	4/9/2012	4/9/2012
SDG						SB33209	SB33374	20I0953	SB41720	SB41720	SB41720	SB41720	SB47196	SB47196	SB34022	SB46946	SB46946	SB46946	SB46946
CTETPH																			
Aliphatic Hydrocarbons (ETPH) C9-C36	mg/kg	**500**	**2500**	NE	**500**	**196**	NS	NS	NS	NS	**168**	NS	**37.6**	NS	NS	NS	NS	**1130**	**259**
Total Petroleum Hydrocarbons	mg/kg	**500**	**2500**	NE	**500**	**196**	NS	NS	NS	NS	**168**	NS	**37.6**	NS	NS	NS	NS	**1130**	**259**
Unidentified	mg/kg	NE	NE	NE	NE	**196**	NS	NS	NS	NS	**168**	NS	**37.6**	NS	NS	NS	NS	**1130**	**259**
CTETPH-SPLP																			
Aliphatic Hydrocarbons (ETPH) C9-C36	mg/l	NE	NE	2.5	NE	NS	NS	NS	NS	NS	NS	NS	NS	NS	NS	NS	NS	< 0.1 U	NS
Total Petroleum Hydrocarbons	mg/l	NE	NE	NE	NE	NS	NS	NS	NS	NS	NS	NS	NS	NS	NS	NS	NS	< 0.1 U	NS
Unidentified	mg/l	NE	NE	NE	NE	NS	NS	NS	NS	NS	NS	NS	NS	NS	NS	NS	NS	< 0.1 U	NS
VOCs																			
1,1,1-Trichloroethane	ug/kg	4000	40000	NE	500000	NS	NS	NS	NS	NS	NS	NS	NS	NS	NS	NS	NS	NS	< 84.2 U
1,1-Dichloroethane	ug/kg	**1400**	14000	NE	500000	NS	NS	NS	NS	NS	NS	NS	NS	NS	NS	NS	NS	NS	< 84.2 U
1,2,4-Trichlorobenzene	ug/kg	NE	NE	NE	21000	NS	NS	NS	NS	NS	NS	NS	NS	NS	NS	NS	NS	NS	< 84.2 U
1,2,4-Trimethylbenzene	ug/kg	NE	NE	NE	500000	NS	NS	NS	NS	NS	NS	NS	NS	NS	NS	NS	NS	NS	**104**
1,2-Dichlorobenzene	ug/kg	3100	3100	NE	500000	NS	NS	NS	NS	NS	NS	NS	NS	NS	NS	NS	NS	NS	< 84.2 U
1,2-Dichloroethane	ug/kg	**20**	200	NE	6700	NS	NS	NS	NS	NS	NS	NS	NS	NS	NS	NS	NS	NS	< 84.2 U
1,3,5-Trimethylbenzene	ug/kg	NE	NE	NE	500000	NS	NS	NS	NS	NS	NS	NS	NS	NS	NS	NS	NS	NS	< 84.2 U
1,3-Dichlorobenzene	ug/kg	12000	120000	NE	500000	NS	NS	NS	NS	NS	NS	NS	NS	NS	NS	NS	NS	NS	< 84.2 U
1,4-Dichlorobenzene	ug/kg	1500	15000	NE	26000	NS	NS	NS	NS	NS	NS	NS	NS	NS	NS	NS	NS	NS	< 84.2 U
2-Butanone (MEK)	ug/kg	8000	80000	NE	500000	NS	NS	NS	NS	NS	NS	NS	NS	NS	NS	NS	NS	NS	< 842 U
Acetone	ug/kg	14000	140000	NE	500000	NS	NS	NS	NS	NS	NS	NS	NS	NS	NS	NS	NS	NS	< 842 U
Benzene	ug/kg	**20**	**200**	NE	21000	NS	NS	NS	NS	NS	NS	NS	NS	NS	NS	NS	NS	NS	< 84.2 U
Chlorobenzene	ug/kg	2000	20000	NE	500000	NS	NS	NS	NS	NS	NS	NS	NS	NS	NS	NS	NS	NS	< 84.2 U
Chloroethane	ug/kg	NE	NE	NE	130000	NS	NS	NS	NS	NS	NS	NS	NS	NS	NS	NS	NS	NS	< 168 U
cis-1,2-Dichloroethylene	ug/kg	**1400**	**14000**	NE	500000	NS	NS	NS	NS	NS	NS	NS	NS	NS	NS	NS	NS	NS	**151**
Ethyl ether	ug/kg	NE	NE	NE	NE	NS	NS	NS	NS	NS	NS	NS	NS	NS	NS	NS	NS	NS	< 84.2 U
Ethylbenzene	ug/kg	**10100**	**10100**	NE	500000	NS	NS	NS	NS	NS	NS	NS	NS	NS	NS	NS	NS	NS	**133**
Isopropylbenzene	ug/kg	NE	NE	NE	500000	NS	NS	NS	NS	NS	NS	NS	NS	NS	NS	NS	NS	NS	< 84.2 U
m,p-Xylenes	ug/kg	NE	**19500**	NE	NE	NS	NS	NS	NS	NS	NS	NS	NS	NS	NS	NS	NS	NS	**368 J**
Methyl Isobutyl Ketone	ug/kg	7000	14000	NE	500000	NS	NS	NS	NS	NS	NS	NS	NS	NS	NS	NS	NS	NS	< 842 U
Naphthalene	ug/kg	**5600**	56000	NE	1000000	NS	NS	NS	NS	NS	NS	NS	NS	NS	NS	NS	NS	NS	< 84.2 U
n-Butylbenzene	ug/kg	NE	NE	NE	500000	NS	NS	NS	NS	NS	NS	NS	NS	NS	NS	NS	NS	NS	< 84.2 U
n-Propylbenzene	ug/kg	NE	NE	NE	500000	NS	NS	NS	NS	NS	NS	NS	NS	NS	NS	NS	NS	NS	< 84.2 U
o-Xylene	ug/kg	NE	**19500**	NE	NE	NS	NS	NS	NS	NS	NS	NS	NS	NS	NS	NS	NS	NS	**141**
p-Isopropyltoluene	ug/kg	NE	NE	NE	500000	NS	NS	NS	NS	NS	NS	NS	NS	NS	NS	NS	NS	NS	< 84.2 U
sec-Butylbenzene	ug/kg	NE	NE	NE	500000	NS	NS	NS	NS	NS	NS	NS	NS	NS	NS	NS	NS	NS	< 84.2 U
Styrene	ug/kg	2000	20000	NE	500000	NS	NS	NS	NS	NS	NS	NS	NS	NS	NS	NS	NS	NS	< 84.2 U
tert-butylbenzene	ug/kg	NE	NE	NE	500000	NS	NS	NS	NS	NS	NS	NS	NS	NS	NS	NS	NS	NS	< 84.2 U
Tetrachloroethylene	ug/kg	**100**	1000	NE	12000	NS	NS	NS	NS	NS	NS	NS	NS	NS	NS	NS	NS	NS	< 84.2 U
Toluene	ug/kg	20000	67000	NE	500000	NS	NS	NS	NS	NS	NS	NS	NS	NS	NS	NS	NS	NS	**282**
Total Xylenes	ug/kg	**19500**	**19500**	NE	NE	NS	NS	NS	NS	NS	NS	NS	NS	NS	NS	NS	NS	NS	**509**
trans-1,2-Dichloroethylene	ug/kg	**2000**	20000	NE	500000	NS	NS	NS	NS	NS	NS	NS	NS	NS	NS	NS	NS	NS	< 84.2 U
Trichloroethene	ug/kg	**100**	**1000**	NE	56000	NS	NS	NS	NS	NS	NS	NS	NS	NS	NS	NS	NS	NS	**227 J**
Vinyl chloride	ug/kg	**40**	**400**	NE	**320**	NS	NS	NS	NS	NS	NS	NS	NS	NS	NS	NS	NS	NS	< 84.2 U
VOCs-SPLP																			
Total VOC-SPLP	ug/l	NE	NE	NE	NE	NS	NS	NS	NS	NS	NS	NS	NS	NS	NS	NS	NS	NS	NS
SVOC-SIMs																			
Benzo(a)pyrene	ug/kg	1000	1000	NE	1000	NS	NS	NS	NS	NS	NS	NS	NS	NS	NS	NS	NS	NS	NS
Benzo(b)fluoranthene	ug/kg	1000	1000	NE	1000	NS	NS	NS	NS	NS	NS	NS	NS	NS	NS	NS	NS	NS	NS
Fluoranthene	ug/kg	5600	56000	NE	1000000	NS	NS	NS	NS	NS	NS	NS	NS	NS	NS	NS	NS	NS	NS
Pyrene	ug/kg	4000	40000	NE	1000000	NS	NS	NS	NS	NS	NS	NS	NS	NS	NS	NS	NS	NS	NS
SVOCs																			
1-Methylnaphthalene	ug/kg	*200*	*1000*	NE	*21000*	< 370 U	NS	NS	NS	NS	< 443 U	NS	< 366 U	NS	NS	NS	NS	< 430 U	< 432 U
2-Methylnaphthalene	ug/kg	*560*	*5600*	NE	*270000*	< 370 U	NS	NS	NS	NS	< 443 U	NS	< 366 U	NS	NS	NS	NS	< 430 U	< 432 U
Acenaphthene	ug/kg	*8400*	*84000*	NE	*1000000*	< 370 U	NS	NS	NS	NS	< 443 U	NS	< 366 U	NS	NS	NS	NS	< 430 U	< 432 U
Acenaphthylene	ug/kg	8400	84000	NE	1000000	< 370 U	NS	NS	NS	NS	< 443 UJ	NS	< 366 U	NS	NS	NS	NS	< 430 U	< 432 U
Anthracene	ug/kg	40000	400000	NE	1000000	< 370 U	NS	NS	NS	NS	< 443 U	NS	< 366 U	NS	NS	NS	NS	< 430 U	< 432 U
Benzo(a)anthracene	ug/kg	**1000**	**1000**	NE	**1000**	< 370 U	NS	NS	NS	NS	**507**	NS	< 366 U	NS	NS	NS	NS	< 430 U	< 432 U
Benzo(a)pyrene	ug/kg	**1000**	**1000**	NE	**1000**	< 370 U	NS	NS	NS	NS	**457**	NS	< 366 U	NS	NS	NS	NS	< 430 U	< 432 U
Benzo(b)fluoranthene	ug/kg	**1000**	**1000**	NE	**1000**	< 370 U	NS	NS	NS	NS	< 443 U	NS	< 366 U	NS	NS	NS	NS	< 430 U	< 432 U
Benzo(g,h,i)perylene	ug/kg	*1000*	*1000*	NE	*8400*	< 370 U	NS	NS	NS	NS	< 443 U	NS	< 366 U	NS	NS	NS	NS	< 430 U	< 432 U
Benzo(k)fluoranthene	ug/kg	**1000**	**1000**	NE	**8400**	< 370 U	NS	NS	NS	NS	< 443 U	NS	< 366 U	NS	NS	NS	NS	< 430 U	< 432 U
Bis(2-ethylhexyl)phthalate	ug/kg	**1000**	11000	NE	44000	NS	NS	NS	NS	NS	< 443 U	NS	NS	NS	NS	NS	NS	NS	NS
Chrysene	ug/kg	*1000*	*1000*	NE	*84000*	< 370 U	NS	NS	NS	NS	< 443 U	NS	< 366 U	NS	NS	NS	NS	< 430 U	< 432 U
Dibenzo(a,h)anthracene	ug/kg	*1000*	*1000*	NE	***1000***	< 370 U	NS	NS	NS	NS	< 443 U	NS	< 366 U	NS	NS	NS	NS	< 430 U	< 432 U
Fluoranthene	ug/kg	**5600**	56000	NE	1000000	< 370 U	NS	NS	NS	NS	**1000**	NS	< 366 U	NS	NS	NS	NS	**1040**	< 432 U
Fluorene	ug/kg	**5600**	56000	NE	1000000	< 370 U	NS	NS	NS	NS	< 443 U	NS	< 366 U	NS	NS	NS	NS	< 430 U	< 432 U
Indeno(1,2,3-cd)pyrene	ug/kg	*1000*	*1000*	NE	***1000***	< 370 U	NS	NS	NS	NS	< 443 U	NS	< 366 U	NS	NS	NS	NS	< 430 U	< 432 U
Naphthalene	ug/kg	**5600**	56000	NE	1000000	< 370 U	NS	NS	NS	NS	< 443 U	NS	< 366 U	NS	NS	NS	NS	**512**	< 432 U
Phenanthrene	ug/kg	**4000**	40000	NE	1000000	< 370 U	NS	NS	NS	NS	**642**	NS	< 366 U	NS	NS	NS	NS	**672**	< 432 U
Pyrene	ug/kg	**4000**	40000	NE	1000000	< 370 U	NS	NS	NS	NS	**887**	NS	< 366 U	NS	NS	NS	NS	**654**	< 432 U
SVOCs-SPLP																			
1-Methylnaphthalene	ug/l	NE	NE	*50*	NE	NS	NS	NS	NS	NS	NS	NS	NS	NS	NS	NS	NS	NS	NS
2-Methylnaphthalene	ug/l	NE	NE	*280*	NE	NS	NS	NS	NS	NS	NS	NS	NS	NS	NS	NS	NS	NS	NS
Acenaphthene	ug/l	NE	NE	*4200*	NE	NS	NS	NS	NS	NS	NS	NS	NS	NS	NS	NS	NS	NS	NS
Anthracene	ug/l	NE	NE	20000	NE	NS	NS	NS	NS	NS	NS	NS	NS	NS	NS	NS	NS	NS	NS
Benzo(a)anthracene	ug/l	NE	NE	0.6	NE	NS	NS	NS	NS	NS	NS	NS	NS	NS	NS	NS	NS	NS	NS
Fluoranthene	ug/l	NE	NE	2800	NE	NS	NS	NS	NS	NS	NS	NS	NS	NS	NS	NS	NS	NS	NS
Fluorene	ug/l	NE	NE	2800	NE	NS	NS	NS	NS	NS	NS	NS	NS	NS	NS	NS	NS	NS	NS
Naphthalene	ug/l	NE	NE	2800	NE	NS	NS	NS	NS	NS	NS	NS	NS	NS	NS	NS	NS	NS	NS
Phenanthrene	ug/l	NE	NE	2000	NE	NS	NS	NS	NS	NS	NS	NS	NS	NS	NS	NS	NS	NS	NS
Pyrene	ug/l	NE	NE	2000	NE	NS	NS	NS	NS	NS	NS	NS	NS	NS	NS	NS	NS	NS	NS

Table 2
AOC 1 Non-PCB Soil Analytical Data
EC Application

Greenwich High School
10 Hillside Road
Greenwich, CT

Location ID						X21-SB57	X8-SS214	Y10.5	Y12-SB235	Y12-SB235	Y12-SB235	Y12-SB235	Y13-SB315	Y13-SB315	Y13-SS308	Y14-SB314	Y14-SB314	Y14-SB314	Y15-SB310
Depth Interval						2 - 2.5 ft	0 - 0.25 ft	1.5 - 2 ft	0.5 - 2.5 ft	14 - 15 ft	5 - 6 ft	8 - 10 ft	4.5 - 5 ft	6 - 7 ft	0 - 0.25 ft	12.5 - 13.5 ft	4 - 4.5 ft	9 - 10 ft	10 - 11 ft
Sample ID	Unit	2013 GA PMC	2013 GB PMC	GWPC x 10	2013 RES DEC	X21-SB57 2-2.5	X8-SS214 0-3	Y10.5(1.5-2)-1	12-SB235 (.50-2.50)	Y12-SB235 (14-15)-1	Y12-SB235 (5-6)-1	Y12-SB235 (8-10)-1	-SB315 (4.5-5) 04091	-SB315 (6-7) 04091	13SS308 0-3-08231	B314(12.5-13.5)-040	-SB314(4-4.5)-0409	-SB314(9-10)-0409	-SB310(10-11)-0409
Sample Date						8/10/2011	8/12/2011	9/17/2020	12/27/2011	12/27/2011	12/27/2011	12/27/2011	4/9/2012	4/9/2012	8/23/2011	4/9/2012	4/9/2012	4/9/2012	4/9/2012
SDG						SB33209	SB33374	20I0953	SB41720	SB41720	SB41720	SB41720	SB47196	SB47196	SB34022	SB46946	SB46946	SB46946	SB46946
Metals																			
Antimony	mg/kg	NE	NE	NE	**27**	NS	NS	NS	NS	< 13.7 UJ	**136 J-**	**8.28 J-**	< 5.28 UJ	< 4.66 UJ	NS	< 5.56 UJ	< 5.52 UJ	**19.0 J-**	**6.51 J-**
Arsenic	mg/kg	NE	NE	NE	**10**	**3.65**	NS	**4.2**	NS	< 4.12 U	**31.4**	**21.5**	< 1.58 U	< 1.40 U	NS	< 8.34 U	**3.48**	**11.4**	< 8.94 U
Barium	mg/kg	NE	NE	NE	4700	NS	NS	NS	NS	**186 J**	**733 J**	**1040 J**	**109**	**51.5**	NS	**356**	**73.9**	**768**	**697**
Beryllium	mg/kg	NE	NE	NE	**2**	NS	NS	NS	NS	< 1.37 U	< 0.619 U	< 0.616 U	< 0.528 U	**0.760**	NS	< 0.556 U	**0.555**	< 0.623 U	< 0.596 U
Cadmium	mg/kg	NE	NE	NE	**34**	**0.722**	NS	NS	NS	**1.46 J**	**10.5 J**	**14.9 J**	< 0.528 U	< 0.466 U	NS	**3.36**	< 0.552 U	**13.0**	**5.24**
Chromium	mg/kg	NE	NE	NE	NE	**48.0**	NS	NS	NS	**32.2 J**	**55.5 J**	**115 J**	**23.8**	**34.9**	NS	**60.7**	**22.9**	**53.0**	**80.5**
Copper	mg/kg	NE	NE	NE	**2500**	NS	NS	NS	NS	**28.5 J**	**14000 J**	**659 J**	**36.8**	**25.9**	NS	**207 J**	**20.6 J**	**484 J**	**556 J**
Lead	mg/kg	NE	NE	NE	**400**	**24.3**	NS	**53**	NS	**8.07 J**	**3690 J**	**2380 J**	**301 J**	**25.0 J**	NS	**464 J**	**13.4 J**	**1590 J**	**1460 J**
Mercury	mg/kg	NE	NE	NE	20	**0.0413**	NS	NS	NS	< 2.04 U	< 0.985 U	< 1.05 U	**0.247 J+**	< 0.0303 U	NS	**0.277 J**	**0.0356 J**	**1.12 J**	**0.829 J**
Nickel	mg/kg	NE	NE	NE	**1400**	NS	NS	NS	NS	**39.8 J**	**107 J**	**144 J**	**14.1**	**17.5**	NS	**38.5 J**	**12.1 J**	**53.6 J**	**65.9 J**
Selenium	mg/kg	NE	NE	NE	340	NS	NS	NS	NS	< 4.12 U	< 2.48 U	< 1.85 U	< 1.58 U	< 1.40 U	NS	< 1.67 U	< 1.66 U	< 1.87 U	< 1.79 U
Silver	mg/kg	NE	NE	NE	340	NS	NS	NS	NS	< 4.12 UJ	**4.80 J**	**51.4 J**	< 1.58 U	< 1.40 U	NS	< 8.34 U	< 1.66 U	< 9.34 U	< 8.94 U
Thallium	mg/kg	NE	NE	NE	**5.4**	NS	NS	NS	NS	< 8.25 U	< 10.5 U	< 6.16 U	< 3.17 U	< 2.80 U	NS	< 3.34 U	< 3.31 U	< 3.74 U	< 3.58 U
Vanadium	mg/kg	NE	NE	NE	**470**	NS	NS	NS	NS	**30.9 J+**	**46.7 J+**	**136 J+**	**23.7**	**41.9**	NS	**27.2**	**27.0**	**35.6**	**44.5**
Zinc	mg/kg	NE	NE	NE	**20000**	NS	NS	NS	NS	**125 J**	**5390 J**	**4160 J**	**132**	**64.9**	NS	**765 J**	**43.8 J**	**13000 J**	**3050 J**
Metals-SPLP																			
Antimony	ug/l	**6**	60	NE	NE	NS	NS	NS	NS	NS	NS	NS	NS	NS	NS	NS	NS	NS	NS
Arsenic	ug/l	50	500	NE	NE	NS	NS	NS	NS	NS	NS	NS	NS	NS	NS	NS	NS	< 8.0 U	NS
Barium	ug/l	1000	10000	NE	NE	NS	NS	NS	NS	NS	NS	NS	NS	NS	NS	NS	NS	NS	NS
Cadmium	ug/l	**5**	**50**	NE	NE	NS	NS	NS	NS	NS	NS	NS	NS	NS	NS	NS	NS	NS	NS
Chromium	ug/l	50	500	NE	NE	NS	NS	NS	NS	NS	NS	NS	NS	NS	NS	NS	NS	NS	NS
Copper	ug/l	1300	13000	NE	NE	NS	NS	NS	NS	NS	NS	NS	NS	NS	NS	NS	NS	NS	NS
Lead	ug/l	**15**	**150**	NE	NE	NS	NS	NS	NS	NS	NS	NS	NS	NS	NS	NS	NS	< 15.0 U	**230**
Nickel	ug/l	100	1000	NE	NE	NS	NS	NS	NS	NS	NS	NS	NS	NS	NS	NS	NS	NS	NS
Vanadium	ug/l	50	500	NE	NE	NS	NS	NS	NS	NS	NS	NS	NS	NS	NS	NS	NS	NS	NS
Zinc	ug/l	5000	50000	NE	NE	NS	NS	NS	NS	NS	NS	NS	NS	NS	NS	NS	NS	NS	NS
Cyanide																			
Cyanide	mg/kg	NE	NE	NE	1400	NS	NS	NS	NS	NS	NS	NS	NS	NS	NS	NS	NS	NS	NS
PCBs																			
Aroclor 1242	ug/kg	NE	NE	NE	NE	< 22.1 U	< 25.7 U	< 460	< 22.7 U	< 52.2 U	< 25.9 U	< 25.8 U	< 21.5 U	< 20.9 U	< 28.4 U	< 22.5 U	< 21.2 U	< 25.1 U	< 24.3 U
Aroclor 1248	ug/kg	NE	NE	NE	NE	**515**	< 25.7 U	**4200**	< 22.7 U	< 52.2 U	**30900**	**89100**	**1140**	**552**	**35.0**	< 22.5 U	**26500**	**2660**	**5020 J**
Aroclor 1254	ug/kg	NE	NE	NE	NE	< 22.1 U	< 25.7 U	< 460	< 22.7 U	< 52.2 U	< 25.9 U	< 25.8 U	< 21.5 U	< 20.9 U	< 28.4 U	< 22.5 U	< 21.2 U	< 25.1 U	< 24.3 U
Aroclor 1260	ug/kg	NE	NE	NE	NE	< 22.1 U	< 25.7 U	< 460	< 22.7 U	< 52.2 U	**618**	**1010**	**34.3**	**37.4**	< 28.4 U	< 22.5 U	**188**	< 25.1 U	**74.5 J**
Aroclor 1262	ug/kg	NE	NE	NE	NE	< 22.1 U	< 25.7 U	< 460	< 22.7 U	< 52.2 U	< 25.9 U	< 25.8 U	< 21.5 U	< 20.9 U	< 28.4 U	< 22.5 U	< 21.2 U	< 25.1 U	< 24.3 U
Total PCB Aroclors	ug/kg	**NE**	NE	NE	**1000**	**515**	< 25.7 U	**4200**	< 22.7 U	< 52.2 U	**31518**	**90110**	**1170**	**589**	**35.0**	< 22.5 U	**26688**	**2660**	**5094.5**
PCBs-SPLP																			
Aroclor 1242	ug/l	NE	NE	NE	NE	NS	NS	NS	NS	NS	NS	NS	NS	NS	NS	NS	NS	NS	NS
Aroclor 1248	ug/l	NE	NE	NE	NE	NS	NS	NS	NS	NS	NS	NS	NS	NS	NS	NS	NS	NS	NS
Aroclor 1260	ug/l	NE	NE	NE	NE	NS	NS	NS	NS	NS	NS	NS	NS	NS	NS	NS	NS	NS	NS
Total PCB Aroclors	ug/l	**0.5**	**5**	NE	NE	NS	NS	NS	NS	NS	NS	NS	NS	NS	NS	NS	NS	NS	NS
Pesticides																			
4,4-DDD (p,p)	ug/kg	NE	NE	NE	NE	< 8.60 U	< 10.5 U	NS	NS	NS	NS	NS	NS	NS	< 11.5 U	NS	NS	NS	NS
4,4-DDE (p,p)	ug/kg	NE	NE	NE	NE	< 5.38 U	< 6.59 U	NS	NS	NS	NS	NS	NS	NS	< 7.16 U	NS	NS	NS	NS
4,4-DDT (p,p)	ug/kg	NE	NE	NE	1800	< 8.60 U	< 10.5 U	NS	NS	NS	NS	NS	NS	NS	< 11.5 U	NS	NS	NS	NS
alpha-Chlordane	ug/kg	NE	NE	NE	NE	**6.64 J**	**151 J**	NS	NS	NS	NS	NS	NS	NS	< 7.16 U	NS	NS	NS	NS
Chlordane	ug/kg	NE	NE	NE	**490**	**156**	**307**	NS	NS	NS	NS	NS	NS	NS	< 28.6 U	NS	NS	NS	NS
Endrin	ug/kg	NE	NE	NE	20000	< 8.60 U	< 10.5 U	NS	NS	NS	NS	NS	NS	NS	< 11.5 U	NS	NS	NS	NS
gamma-Chlordane	ug/kg	NE	NE	NE	NE	< 5.38 U	**90.2**	NS	NS	NS	NS	NS	NS	NS	< 7.16 U	NS	NS	NS	NS
Methoxychlor	ug/kg	800	8000	NE	340000	< 8.60 U	< 10.5 U	NS	NS	NS	NS	NS	NS	NS	< 11.5 U	NS	NS	NS	NS
Total DDx	ug/kg	***3***	***20***	NE	1800	< 8.60	< 6.59	NS	NS	NS	NS	NS	NS	NS	< 7.16	NS	NS	NS	NS
Pesticides-SPLP																			
Chlordane	ug/l	NE	NE	**3**	NE	NS	NS	NS	NS	NS	NS	NS	NS	NS	NS	NS	NS	NS	NS
Herbicides																			
Total Herbicides	ug/kg	NE	NE	NE	NE	NS	NS	NS	NS	NS	NS	NS	NS	NS	NS	NS	NS	NS	NS

Notes:
This is a summary table. Only detected analytes are shown.
<0.010 = Not detected above the laboratory reporting limit
Bold = Detected above reporting limit
Yellow highlighted cells exceed the 2013 GA PMC
Green highlighted cells exceed the 2013 GB PMC
Blue highlighted cells exceed the 2013 RES DEC
RES DEC = Residential Direct Exposure Criteria
GA PMC = Pollutant Mobility Criteria for GA classified groundwater areas
GB PMC = Pollutant Mobility Criteria for GB classified groundwater areas
GWPC = Groundwater Protection Criteria
Italicized criteria indicate that criteria value is from CTDEEP Recommended Criteria Values for Common Additional Polluting Substances and Alternative Criteria Requests (September 2018)
NE = Criteria has not been established
NS = Not sampled for this constituent
ug/kg = micrograms per kilogram
ug/l = micrograms per liter
mg/kg = milligrams per kilogram
U = The analyte was not detected above the detection limit
J+ = Result may be biased high
J-= Result may be biased low
J = Result is considered estimated
UJ = The analyte was not detected at a level greater than or equal to the adjusted DL. However, the reported adjusted DL is approximate and may be inaccurate or imprecise.

Table 2
AOC 1 Non-PCB Soil Analytical Data
EC Application

Greenwich High School
10 Hillside Road
Greenwich, CT

Location ID						Y15-SB310	Y15-SB310	Y15-SB310	Y16-SB63	Y16-SB63	Y16-SB63	Y16-SB63	Y16-SB63	Y16-SB63	Y16-SB63	Y16-SB63	Y19-SB265	Y19-SB265	Y19-SB265
Depth Interval						10 - 11 ft	13 - 13.5 ft	2.5 - 3 ft	1 - 2 ft	11 - 12 ft	2 - 3 ft	3 - 3.7 ft	5 - 6 ft	6 - 7 ft	7 - 8 ft	8 - 9 ft	3 - 4 ft	4 - 5 ft	5 - 6 ft
Sample ID	Unit	2013 GA PMC	2013 GB PMC	GWPC x 10	2013 RES DEC	SB310(10-11)-0409	SB310(13-13.5)-0409	SB310(2.5-3)-0409	Y16-SB63 1-2	Y16-SB63 11-12	Y16-SB63 2-3	Y16-SB63 3-3.7	Y16-SB63 5-6	Y16-SB63 6-7	Y16-SB63 7-8	Y16-SB63 8-9	-SB265 (3-4)-12281	-SB265 (4-5)-12281	-SB265 (5-6)-12281
Sample Date						4/9/2012	4/9/2012	4/9/2012	8/10/2011	8/10/2011	8/10/2011	8/10/2011	8/10/2011	8/10/2011	8/10/2011	8/10/2011	12/28/2011	12/28/2011	12/28/2011
SDG						SB46946	SB46946	SB46946	SB33209	SB33218	SB33218	SB33218	SB33218	SB33218	SB33218	SB33218	SB41712	SB41712	SB41712
CTETPH																			
Aliphatic Hydrocarbons (ETPH) C9-C36	mg/kg	**500**	**2500**	NE	**500**	**245**	NS	NS	NS	NS	NS	**619 J+**	**1760**	NS	< 27.7 U	NS	NS	**36.6**	NS
Total Petroleum Hydrocarbons	mg/kg	**500**	**2500**	NE	**500**	**245**	NS	NS	NS	NS	NS	**619**	**1760**	NS	< 27.7 U	NS	NS	**36.6**	NS
Unidentified	mg/kg	NE	NE	NE	NE	**245**	NS	NS	NS	NS	NS	**619**	**1760**	NS	< 27.7 U	NS	NS	**36.6**	NS
CTETPH-SPLP																			
Aliphatic Hydrocarbons (ETPH) C9-C36	mg/l	NE	NE	2.5	NE	NS	NS	NS	NS	NS	NS	NS	NS	NS	NS	NS	NS	NS	NS
Total Petroleum Hydrocarbons	mg/l	NE	NE	NE	NE	NS	NS	NS	NS	NS	NS	NS	NS	NS	NS	NS	NS	NS	NS
Unidentified	mg/l	NE	NE	NE	NE	NS	NS	NS	NS	NS	NS	NS	NS	NS	NS	NS	NS	NS	NS
VOCs																			
1,1,1-Trichloroethane	ug/kg	4000	40000	NE	500000	< 71.8 U	NS	NS	NS	NS	NS	NS	NS	NS	NS	NS	NS	NS	NS
1,1-Dichloroethane	ug/kg	**1400**	14000	NE	500000	< 71.8 U	NS	NS	NS	NS	NS	NS	NS	NS	NS	NS	NS	NS	NS
1,2,4-Trichlorobenzene	ug/kg	NE	NE	NE	21000	< 71.8 U	NS	NS	NS	NS	NS	NS	NS	NS	NS	NS	NS	NS	NS
1,2,4-Trimethylbenzene	ug/kg	NE	NE	NE	500000	< 71.8 U	NS	NS	NS	NS	NS	NS	NS	NS	NS	NS	NS	NS	NS
1,2-Dichlorobenzene	ug/kg	3100	3100	NE	500000	< 71.8 U	NS	NS	NS	NS	NS	NS	NS	NS	NS	NS	NS	NS	NS
1,2-Dichloroethane	ug/kg	**20**	200	NE	6700	< 71.8 U	NS	NS	NS	NS	NS	NS	NS	NS	NS	NS	NS	NS	NS
1,3,5-Trimethylbenzene	ug/kg	NE	NE	NE	500000	< 71.8 U	NS	NS	NS	NS	NS	NS	NS	NS	NS	NS	NS	NS	NS
1,3-Dichlorobenzene	ug/kg	12000	120000	NE	500000	< 71.8 U	NS	NS	NS	NS	NS	NS	NS	NS	NS	NS	NS	NS	NS
1,4-Dichlorobenzene	ug/kg	1500	15000	NE	26000	< 71.8 U	NS	NS	NS	NS	NS	NS	NS	NS	NS	NS	NS	NS	NS
2-Butanone (MEK)	ug/kg	8000	80000	NE	500000	< 718 U	NS	NS	NS	NS	NS	NS	NS	NS	NS	NS	NS	NS	NS
Acetone	ug/kg	14000	140000	NE	500000	< 718 U	NS	NS	NS	NS	NS	NS	NS	NS	NS	NS	NS	NS	NS
Benzene	ug/kg	**20**	**200**	NE	21000	< 71.8 U	NS	NS	NS	NS	NS	NS	NS	NS	NS	NS	NS	NS	NS
Chlorobenzene	ug/kg	2000	20000	NE	500000	< 71.8 U	NS	NS	NS	NS	NS	NS	NS	NS	NS	NS	NS	NS	NS
Chloroethane	ug/kg	NE	NE	NE	130000	< 144 U	NS	NS	NS	NS	NS	NS	NS	NS	NS	NS	NS	NS	NS
cis-1,2-Dichloroethylene	ug/kg	**1400**	**14000**	NE	500000	**79.0**	NS	NS	NS	NS	NS	NS	NS	NS	NS	NS	NS	NS	NS
Ethyl ether	ug/kg	NE	NE	NE	NE	< 71.8 U	NS	NS	NS	NS	NS	NS	NS	NS	NS	NS	NS	NS	NS
Ethylbenzene	ug/kg	**10100**	**10100**	NE	500000	< 71.8 U	NS	NS	NS	NS	NS	NS	NS	NS	NS	NS	NS	NS	NS
Isopropylbenzene	ug/kg	NE	NE	NE	500000	< 71.8 U	NS	NS	NS	NS	NS	NS	NS	NS	NS	NS	NS	NS	NS
m,p-Xylenes	ug/kg	NE	**19500**	NE	NE	**159 J**	NS	NS	NS	NS	NS	NS	NS	NS	NS	NS	NS	NS	NS
Methyl Isobutyl Ketone	ug/kg	7000	14000	NE	500000	< 718 U	NS	NS	NS	NS	NS	NS	NS	NS	NS	NS	NS	NS	NS
Naphthalene	ug/kg	**5600**	56000	NE	1000000	< 71.8 U	NS	NS	NS	NS	NS	NS	NS	NS	NS	NS	NS	NS	NS
n-Butylbenzene	ug/kg	NE	NE	NE	500000	< 71.8 U	NS	NS	NS	NS	NS	NS	NS	NS	NS	NS	NS	NS	NS
n-Propylbenzene	ug/kg	NE	NE	NE	500000	< 71.8 U	NS	NS	NS	NS	NS	NS	NS	NS	NS	NS	NS	NS	NS
o-Xylene	ug/kg	NE	**19500**	NE	NE	< 71.8 U	NS	NS	NS	NS	NS	NS	NS	NS	NS	NS	NS	NS	NS
p-Isopropyltoluene	ug/kg	NE	NE	NE	500000	< 71.8 U	NS	NS	NS	NS	NS	NS	NS	NS	NS	NS	NS	NS	NS
sec-Butylbenzene	ug/kg	NE	NE	NE	500000	< 71.8 U	NS	NS	NS	NS	NS	NS	NS	NS	NS	NS	NS	NS	NS
Styrene	ug/kg	2000	20000	NE	500000	< 71.8 U	NS	NS	NS	NS	NS	NS	NS	NS	NS	NS	NS	NS	NS
tert-butylbenzene	ug/kg	NE	NE	NE	500000	< 71.8 U	NS	NS	NS	NS	NS	NS	NS	NS	NS	NS	NS	NS	NS
Tetrachloroethylene	ug/kg	**100**	1000	NE	12000	< 71.8 U	NS	NS	NS	NS	NS	NS	NS	NS	NS	NS	NS	NS	NS
Toluene	ug/kg	20000	67000	NE	500000	**277**	NS	NS	NS	NS	NS	NS	NS	NS	NS	NS	NS	NS	NS
Total Xylenes	ug/kg	**19500**	**19500**	NE	NE	**159**	NS	NS	NS	NS	NS	NS	NS	NS	NS	NS	NS	NS	NS
trans-1,2-Dichloroethylene	ug/kg	**2000**	20000	NE	500000	< 71.8 U	NS	NS	NS	NS	NS	NS	NS	NS	NS	NS	NS	NS	NS
Trichloroethene	ug/kg	**100**	**1000**	NE	56000	< 71.8 UJ	NS	NS	NS	NS	NS	NS	NS	NS	NS	NS	NS	NS	NS
Vinyl chloride	ug/kg	**40**	**400**	NE	**320**	< 71.8 U	NS	NS	NS	NS	NS	NS	NS	NS	NS	NS	NS	NS	NS
VOCs-SPLP																			
Total VOC-SPLP	ug/l	NE	NE	NE	NE	NS	NS	NS	NS	NS	NS	NS	NS	NS	NS	NS	NS	NS	NS
SVOC-SIMs																			
Benzo(a)pyrene	ug/kg	1000	1000	NE	1000	NS	NS	NS	NS	NS	NS	NS	NS	NS	NS	NS	NS	NS	NS
Benzo(b)fluoranthene	ug/kg	1000	1000	NE	1000	NS	NS	NS	NS	NS	NS	NS	NS	NS	NS	NS	NS	NS	NS
Fluoranthene	ug/kg	5600	56000	NE	1000000	NS	NS	NS	NS	NS	NS	NS	NS	NS	NS	NS	NS	NS	NS
Pyrene	ug/kg	4000	40000	NE	1000000	NS	NS	NS	NS	NS	NS	NS	NS	NS	NS	NS	NS	NS	NS
SVOCs																			
1-Methylnaphthalene	ug/kg	*200*	*1000*	NE	*21000*	< 440 U	NS	NS	NS	NS	NS	< 3600 UJ	NS	NS	NS	NS	NS	< 372 U	NS
2-Methylnaphthalene	ug/kg	*560*	*5600*	NE	*270000*	< 440 U	NS	NS	NS	NS	NS	< 3600 U	NS	NS	NS	NS	NS	< 372 U	NS
Acenaphthene	ug/kg	*8400*	*84000*	NE	*1000000*	< 440 U	NS	NS	NS	NS	NS	< 3600 U	NS	NS	NS	NS	NS	< 372 U	NS
Acenaphthylene	ug/kg	8400	84000	NE	1000000	< 440 U	NS	NS	NS	NS	NS	< 3600 U	NS	NS	NS	NS	NS	< 372 UJ	NS
Anthracene	ug/kg	40000	400000	NE	1000000	< 440 U	NS	NS	NS	NS	NS	< 3600 U	NS	NS	NS	NS	NS	< 372 U	NS
Benzo(a)anthracene	ug/kg	**1000**	**1000**	NE	**1000**	< 440 U	NS	NS	NS	NS	NS	< 3600 U	NS	NS	NS	NS	NS	< 372 U	NS
Benzo(a)pyrene	ug/kg	**1000**	**1000**	NE	**1000**	< 440 U	NS	NS	NS	NS	NS	< 3600 U	NS	NS	NS	NS	NS	< 372 U	NS
Benzo(b)fluoranthene	ug/kg	**1000**	**1000**	NE	**1000**	< 440 U	NS	NS	NS	NS	NS	< 3600 U	NS	NS	NS	NS	NS	< 372 U	NS
Benzo(g,h,i)perylene	ug/kg	*1000*	*1000*	NE	*8400*	< 440 U	NS	NS	NS	NS	NS	< 3600 U	NS	NS	NS	NS	NS	< 372 U	NS
Benzo(k)fluoranthene	ug/kg	**1000**	**1000**	NE	**8400**	< 440 U	NS	NS	NS	NS	NS	< 3600 U	NS	NS	NS	NS	NS	< 372 U	NS
Bis(2-ethylhexyl)phthalate	ug/kg	**1000**	11000	NE	44000	NS	NS	NS	NS	NS	NS	< 3600 U	NS	NS	NS	NS	NS	< 372 U	NS
Chrysene	ug/kg	*1000*	*1000*	NE	*84000*	< 440 U	NS	NS	NS	NS	NS	< 3600 U	NS	NS	NS	NS	NS	< 372 U	NS
Dibenzo(a,h)anthracene	ug/kg	*1000*	*1000*	NE	***1000***	< 440 U	NS	NS	NS	NS	NS	< 3600 U	NS	NS	NS	NS	NS	< 372 U	NS
Fluoranthene	ug/kg	**5600**	56000	NE	1000000	< 440 U	NS	NS	NS	NS	NS	< 3600 U	NS	NS	NS	NS	NS	< 372 U	NS
Fluorene	ug/kg	**5600**	56000	NE	1000000	< 440 U	NS	NS	NS	NS	NS	< 3600 U	NS	NS	NS	NS	NS	< 372 U	NS
Indeno(1,2,3-cd)pyrene	ug/kg	*1000*	*1000*	NE	***1000***	< 440 U	NS	NS	NS	NS	NS	< 3600 U	NS	NS	NS	NS	NS	< 372 U	NS
Naphthalene	ug/kg	**5600**	56000	NE	1000000	< 440 U	NS	NS	NS	NS	NS	**5930**	NS	NS	NS	NS	NS	< 372 U	NS
Phenanthrene	ug/kg	**4000**	40000	NE	1000000	< 440 U	NS	NS	NS	NS	NS	< 3600 U	NS	NS	NS	NS	NS	< 372 U	NS
Pyrene	ug/kg	**4000**	40000	NE	1000000	< 440 U	NS	NS	NS	NS	NS	< 3600 U	NS	NS	NS	NS	NS	< 372 U	NS
SVOCs-SPLP																			
1-Methylnaphthalene	ug/l	NE	NE	*50*	NE	NS	NS	NS	NS	NS	NS	NS	NS	NS	NS	NS	NS	NS	NS
2-Methylnaphthalene	ug/l	NE	NE	*280*	NE	NS	NS	NS	NS	NS	NS	NS	NS	NS	NS	NS	NS	NS	NS
Acenaphthene	ug/l	NE	NE	*4200*	NE	NS	NS	NS	NS	NS	NS	NS	NS	NS	NS	NS	NS	NS	NS
Anthracene	ug/l	NE	NE	20000	NE	NS	NS	NS	NS	NS	NS	NS	NS	NS	NS	NS	NS	NS	NS
Benzo(a)anthracene	ug/l	NE	NE	0.6	NE	NS	NS	NS	NS	NS	NS	NS	NS	NS	NS	NS	NS	NS	NS
Fluoranthene	ug/l	NE	NE	2800	NE	NS	NS	NS	NS	NS	NS	NS	NS	NS	NS	NS	NS	NS	NS
Fluorene	ug/l	NE	NE	2800	NE	NS	NS	NS	NS	NS	NS	NS	NS	NS	NS	NS	NS	NS	NS
Naphthalene	ug/l	NE	NE	2800	NE	NS	NS	NS	NS	NS	NS	NS	NS	NS	NS	NS	NS	NS	NS
Phenanthrene	ug/l	NE	NE	2000	NE	NS	NS	NS	NS	NS	NS	NS	NS	NS	NS	NS	NS	NS	NS
Pyrene	ug/l	NE	NE	2000	NE	NS	NS	NS	NS	NS	NS	NS	NS	NS	NS	NS	NS	NS	NS

Table 2
AOC 1 Non-PCB Soil Analytical Data
EC Application

Greenwich High School
10 Hillside Road
Greenwich, CT

Location ID						Y15-SB310	Y15-SB310	Y15-SB310	Y16-SB63	Y16-SB63	Y16-SB63	Y16-SB63	Y16-SB63	Y16-SB63	Y16-SB63	Y16-SB63	Y19-SB265	Y19-SB265	Y19-SB265
Depth Interval						10 - 11 ft	13 - 13.5 ft	2.5 - 3 ft	1 - 2 ft	11 - 12 ft	2 - 3 ft	3 - 3.7 ft	5 - 6 ft	6 - 7 ft	7 - 8 ft	8 - 9 ft	3 - 4 ft	4 - 5 ft	5 - 6 ft
Sample ID	Unit	2013 GA PMC	2013 GB PMC	GWPC x 10	2013 RES DEC	SB310(10-11)-0409	SB310(13-13.5)-0409	SB310(2.5-3)-0409	Y16-SB63 1-2	Y16-SB63 11-12	Y16-SB63 2-3	Y16-SB63 3-3.7	Y16-SB63 5-6	Y16-SB63 6-7	Y16-SB63 7-8	Y16-SB63 8-9	SB265 (3-4)-12281	SB265 (4-5)-12281	SB265 (5-6)-12281
Sample Date						4/9/2012	4/9/2012	4/9/2012	8/10/2011	8/10/2011	8/10/2011	8/10/2011	8/10/2011	8/10/2011	8/10/2011	8/10/2011	12/28/2011	12/28/2011	12/28/2011
SDG						SB46946	SB46946	SB46946	SB33209	SB33218	SB33218	SB33218	SB33218	SB33218	SB33218	SB33218	SB41712	SB41712	SB41712
Metals																			
Antimony	mg/kg	NE	NE	NE	**27**	**23.7 J-**	< 5.33 UJ	< 4.79 UJ	NS	NS	NS	**14.3**	< 5.59 U	NS	NS	< 5.26 U	NS	< 5.14 UJ	< 7.05 UJ
Arsenic	mg/kg	NE	NE	NE	**10**	< 9.90 U	< 8.00 U	**4.35**	**4.67**	NS	NS	**15.6**	**9.98**	NS	NS	**1.67**	NS	**5.63 J**	**22.2 J**
Barium	mg/kg	NE	NE	NE	4700	**428**	**733**	**97.3**	NS	NS	NS	NS	NS	NS	NS	NS	NS	**197 J**	**187 J**
Beryllium	mg/kg	NE	NE	NE	**2**	< 0.660 U	**1.01**	**0.540**	NS	NS	NS	< 0.511 U	< 0.559 U	NS	NS	< 0.526 U	NS	**0.837**	**0.726**
Cadmium	mg/kg	NE	NE	NE	**34**	**5.25**	**0.651**	< 0.479 U	NS	NS	NS	**8.61**	**4.45**	NS	NS	< 0.526 U	NS	**1.51 J**	**1.80 J**
Chromium	mg/kg	NE	NE	NE	NE	**62.2**	**71.4**	**28.3**	NS	NS	NS	**46.1**	**51.0**	NS	NS	**13.5**	NS	**48.7 J**	**34.2 J**
Copper	mg/kg	NE	NE	NE	**2500**	**229 J**	**14.9 J**	**51.8 J**	NS	NS	NS	**1670**	**265**	NS	NS	**15.5**	NS	**63.7 J**	**97.8 J**
Lead	mg/kg	NE	NE	NE	**400**	**831 J**	**22.5 J**	**81.2 J**	**130**	NS	NS	**2750**	**1020**	NS	NS	**11.3**	NS	**107 J**	**149 J**
Mercury	mg/kg	NE	NE	NE	20	**0.426 J**	< 0.0328 UJ	**0.134 J**	NS	NS	NS	**0.897**	NS	NS	NS	< 0.0302 U	NS	< 0.970 U	< 1.29 U
Nickel	mg/kg	NE	NE	NE	**1400**	**34.1 J**	**53.3 J**	**14.8 J**	NS	NS	NS	**49.6**	**41.3**	NS	NS	**12.9**	NS	**25.3 J**	**23.7 J**
Selenium	mg/kg	NE	NE	NE	340	< 1.98 U	< 1.60 U	< 1.44 U	NS	NS	NS	< 2.54 U	< 1.68 U	NS	NS	< 1.58 U	NS	< 1.54 U	< 2.12 U
Silver	mg/kg	NE	NE	NE	340	**2.76**	< 1.60 U	< 1.44 U	NS	NS	NS	**3.49**	**2.87**	NS	NS	< 1.58 U	NS	< 1.54 UJ	< 2.12 UJ
Thallium	mg/kg	NE	NE	NE	**5.4**	< 3.96 U	< 3.20 U	< 2.87 U	NS	NS	NS	**6.06**	**3.44**	NS	NS	< 3.16 U	NS	< 3.13 U	< 4.23 U
Vanadium	mg/kg	NE	NE	NE	**470**	**35.9**	**65.6**	**24.9**	NS	NS	NS	NS	NS	NS	NS	NS	NS	**38.5 J**	**46.1 J**
Zinc	mg/kg	NE	NE	NE	**20000**	**1500 J**	**102 J**	**61.9 J**	NS	NS	NS	**2910**	**1260**	NS	NS	**24.5**	NS	**162 J**	**175 J**
Metals-SPLP																			
Antimony	ug/l	**6**	60	NE	NE	NS	NS	NS	NS	NS	NS	NS	NS	NS	NS	NS	NS	NS	NS
Arsenic	ug/l	50	500	NE	NE	NS	NS	NS	NS	NS	NS	NS	NS	NS	NS	NS	NS	NS	NS
Barium	ug/l	1000	10000	NE	NE	NS	NS	NS	NS	NS	NS	NS	NS	NS	NS	NS	NS	NS	NS
Cadmium	ug/l	**5**	**50**	NE	NE	NS	NS	NS	NS	NS	NS	NS	NS	NS	NS	NS	NS	NS	NS
Chromium	ug/l	50	500	NE	NE	NS	NS	NS	NS	NS	NS	NS	NS	NS	NS	NS	NS	NS	NS
Copper	ug/l	1300	13000	NE	NE	NS	NS	NS	NS	NS	NS	NS	NS	NS	NS	NS	NS	NS	NS
Lead	ug/l	**15**	**150**	NE	NE	NS	NS	NS	NS	NS	NS	**556**	< 15.0 U	NS	NS	NS	NS	NS	NS
Nickel	ug/l	100	1000	NE	NE	NS	NS	NS	NS	NS	NS	NS	NS	NS	NS	NS	NS	NS	NS
Vanadium	ug/l	50	500	NE	NE	NS	NS	NS	NS	NS	NS	NS	NS	NS	NS	NS	NS	NS	NS
Zinc	ug/l	5000	50000	NE	NE	NS	NS	NS	NS	NS	NS	NS	NS	NS	NS	NS	NS	NS	NS
Cyanide																			
Cyanide	mg/kg	NE	NE	NE	1400	NS	NS	NS	NS	NS	NS	NS	NS	NS	NS	NS	NS	< 1.13 UJ	NS
PCBs																			
Aroclor 1242	ug/kg	NE	NE	NE	NE	< 25.3 U	< 21.5 U	< 21.3 U	< 21.7 U	< 32.7 U	< 21.2 U	< 20.4 U	< 22.1 U	< 21.4 U	< 21.2 U	< 21.4 U	< 21.4 U	< 22.5 U	< 28.3 U
Aroclor 1248	ug/kg	NE	NE	NE	NE	**841 J**	**40300**	**1100**	**1420**	< 32.7 U	**536**	**636000**	**243000**	**33300**	**267**	< 21.4 U	< 21.4 U	< 22.5 U	< 28.3 U
Aroclor 1254	ug/kg	NE	NE	NE	NE	< 25.3 U	< 21.5 U	< 21.3 U	< 21.7 U	< 32.7 U	< 21.2 U	< 20.4 U	< 22.1 U	< 21.4 U	< 21.2 U	< 21.4 U	< 21.4 U	< 22.5 U	< 28.3 U
Aroclor 1260	ug/kg	NE	NE	NE	NE	**29.7 J**	**487**	**34.5**	**46.7**	< 32.7 U	< 21.2 U	< 40800 U	**3050**	**303**	< 21.2 U	< 21.4 U	< 21.4 U	**36.1**	< 28.3 U
Aroclor 1262	ug/kg	NE	NE	NE	NE	< 25.3 U	< 21.5 U	< 21.3 U	< 21.7 U	< 32.7 U	< 21.2 U	< 20.4 U	< 22.1 U	< 21.4 U	< 21.2 U	< 21.4 U	< 21.4 U	< 22.5 U	< 28.3 U
Total PCB Aroclors	ug/kg	**NE**	NE	NE	**1000**	**871**	**40787**	**1130**	**1470**	< 32.7 U	**536**	**636000**	**246050**	**33603**	**267**	< 21.4 U	< 21.4 U	**36.1**	< 28.3 U
PCBs-SPLP																			
Aroclor 1242	ug/l	NE	NE	NE	NE	NS	NS	NS	NS	NS	NS	NS	< 0.242 U	NS	NS	NS	NS	NS	NS
Aroclor 1248	ug/l	NE	NE	NE	NE	NS	NS	NS	NS	NS	NS	NS	**19.1**	NS	NS	NS	NS	NS	NS
Aroclor 1260	ug/l	NE	NE	NE	NE	NS	NS	NS	NS	NS	NS	NS	< 0.242 U	NS	NS	NS	NS	NS	NS
Total PCB Aroclors	ug/l	**0.5**	**5**	NE	NE	NS	NS	NS	NS	NS	NS	NS	**19.1**	NS	NS	NS	NS	NS	NS
Pesticides																			
4,4-DDD (p,p)	ug/kg	NE	NE	NE	NE	NS	NS	NS	NS	NS	< 8.92 U	NS	NS	NS	NS	NS	NS	NS	NS
4,4-DDE (p,p)	ug/kg	NE	NE	NE	NE	NS	NS	NS	NS	NS	**6.05**	NS	NS	NS	NS	NS	NS	NS	NS
4,4-DDT (p,p)	ug/kg	NE	NE	NE	1800	NS	NS	NS	NS	NS	< 8.92 U	NS	NS	NS	NS	NS	NS	NS	NS
alpha-Chlordane	ug/kg	NE	NE	NE	NE	NS	NS	NS	NS	NS	< 5.58 U	NS	NS	NS	NS	NS	NS	NS	NS
Chlordane	ug/kg	NE	NE	NE	**490**	NS	NS	NS	NS	NS	< 22.3 U	NS	NS	NS	NS	NS	NS	NS	NS
Endrin	ug/kg	NE	NE	NE	20000	NS	NS	NS	NS	NS	< 8.92 U	NS	NS	NS	NS	NS	NS	NS	NS
gamma-Chlordane	ug/kg	NE	NE	NE	NE	NS	NS	NS	NS	NS	< 5.58 U	NS	NS	NS	NS	NS	NS	NS	NS
Methoxychlor	ug/kg	800	8000	NE	340000	NS	NS	NS	NS	NS	< 8.92 U	NS	NS	NS	NS	NS	NS	NS	NS
Total DDx	ug/kg	***3***	***20***	NE	1800	NS	NS	NS	NS	NS	**6.05**	NS	NS	NS	NS	NS	NS	NS	NS
Pesticides-SPLP																			
Chlordane	ug/l	NE	NE	**3**	NE	NS	NS	NS	NS	NS	NS	NS	NS	NS	NS	NS	NS	NS	NS
Herbicides																			
Total Herbicides	ug/kg	NE	NE	NE	NE	NS	NS	NS	NS	NS	NS	NS	NS	NS	NS	NS	NS	NS	NS

Notes:
This is a summary table. Only detected analytes are shown.
<0.010 = Not detected above the laboratory reporting limit
Bold = Detected above reporting limit
Yellow highlighted cells exceed the 2013 GA PMC
Green highlighted cells exceed the 2013 GB PMC
Blue highlighted cells exceed the 2013 RES DEC
RES DEC = Residential Direct Exposure Criteria
GA PMC = Pollutant Mobility Criteria for GA classified groundwater areas
GB PMC = Pollutant Mobility Criteria for GB classified groundwater areas
GWPC = Groundwater Protection Criteria
Italicized criteria indicate that criteria value is from CTDEEP Recommended Criteria Values for Common Additional Polluting Substances and Alternative Criteria Requests (September 2018)
NE = Criteria has not been established
NS = Not sampled for this constituent
ug/kg = micrograms per kilogram
ug/l = micrograms per liter
mg/kg = milligrams per kilogram
U = The analyte was not detected above the detection limit
J+ = Result may be biased high
J-= Result may be biased low
J = Result is considered estimated
UJ = The analyte was not detected at a level greater than or equal to the adjusted DL. However, the reported adjusted DL is approximate and may be inaccurate or imprecise.

Table 2
AOC 1 Non-PCB Soil Analytical Data
EC Application

Greenwich High School
10 Hillside Road
Greenwich, CT

Location ID Depth Interval Sample ID Sample Date SDG	Unit	2013 GA PMC	2013 GB PMC	GWPC x 10	2013 RES DEC	Y21-SB66 0 - 0.5 ft DUPLICATE-10 8/10/2011 SB33209	Y21-SB66 0 - 1 ft Y21-SB66 0-1 8/10/2011 SB33209	Y21-SB66 1 - 2 ft Y21-SB66 1-2 8/10/2011 SB33209	Y21-SB66 2 - 2.7 ft Y21-SB66 2-2.7 8/10/2011 SB33209	Y21-SB66 6 - 7 ft Y21-SB66 6-7 8/10/2011 SB33209	Y21-SB66 9 - 10 ft Y21-SB66 9-10 8/10/2011 SB33209	Y7 1.5 - 2 ft Y7(1.5-2)-1 9/17/2020 20I0953	Y7-SB273 0 - 1 ft -SB273(0-1)-122911 12/29/2011 SB41766	Y7-SB273 3 - 5 ft -SB273(3-5)-122911 12/29/2011 SB41766	Y7-SB273 5 - 6 ft -SB273(5-6)-122911 12/29/2011 SB41766	Y7-SB273 7 - 8 ft -SB273(7-8)-122911 12/29/2011 SB41766	Y9 1.5 - 2 ft Y9(1.5-2)-1 9/17/2020 20I0953	Y9-SB359 2 - 3 ft -SB359 (2-3)-041111 4/11/2012 SB47192	Y9-SB359 3.5 - 4 ft SB359 (3.5-4)-04111 4/11/2012 SB47192
CTETPH																			
Aliphatic Hydrocarbons (ETPH) C9-C36	mg/kg	**500**	**2500**	NE	**500**	NS	NS	NS	**240**	< 15.0 U	NS	**150**	NS	**522**	NS	NS	**210**	**662**	NS
Total Petroleum Hydrocarbons	mg/kg	**500**	**2500**	NE	**500**	NS	NS	NS	**240**	< 15.0 U	NS	NS	NS	**522**	NS	NS	NS	**662**	NS
Unidentified	mg/kg	NE	NE	NE	NE	NS	NS	NS	**240**	< 15.0 U	NS	NS	NS	**522**	NS	NS	NS	**662**	NS
CTETPH-SPLP																			
Aliphatic Hydrocarbons (ETPH) C9-C36	mg/l	NE	NE	2.5	NE	NS	NS	NS	NS	NS	NS	< 0.17 U	NS	< 0.1 U	NS	NS	< 0.16 U	NS	NS
Total Petroleum Hydrocarbons	mg/l	NE	NE	NE	NE	NS	NS	NS	NS	NS	NS	NS	NS	< 0.1 U	NS	NS	NS	NS	NS
Unidentified	mg/l	NE	NE	NE	NE	NS	NS	NS	NS	NS	NS	NS	NS	< 0.1 U	NS	NS	NS	NS	NS
VOCs																			
1,1,1-Trichloroethane	ug/kg	4000	40000	NE	500000	NS	NS	NS	NS	NS	NS	NS	NS	NS	NS	NS	NS	< 107 UJ	NS
1,1-Dichloroethane	ug/kg	**1400**	14000	NE	500000	NS	NS	NS	NS	NS	NS	NS	NS	NS	NS	NS	NS	< 107 U	NS
1,2,4-Trichlorobenzene	ug/kg	NE	NE	NE	21000	NS	NS	NS	NS	NS	NS	NS	NS	NS	NS	NS	NS	< 107 U	NS
1,2,4-Trimethylbenzene	ug/kg	NE	NE	NE	500000	NS	NS	NS	NS	NS	NS	NS	NS	NS	NS	NS	NS	< 107 U	NS
1,2-Dichlorobenzene	ug/kg	3100	3100	NE	500000	NS	NS	NS	NS	NS	NS	NS	NS	NS	NS	NS	NS	< 107 U	NS
1,2-Dichloroethane	ug/kg	**20**	200	NE	6700	NS	NS	NS	NS	NS	NS	NS	NS	NS	NS	NS	NS	< 107 U	NS
1,3,5-Trimethylbenzene	ug/kg	NE	NE	NE	500000	NS	NS	NS	NS	NS	NS	NS	NS	NS	NS	NS	NS	< 107 U	NS
1,3-Dichlorobenzene	ug/kg	12000	120000	NE	500000	NS	NS	NS	NS	NS	NS	NS	NS	NS	NS	NS	NS	< 107 U	NS
1,4-Dichlorobenzene	ug/kg	1500	15000	NE	26000	NS	NS	NS	NS	NS	NS	NS	NS	NS	NS	NS	NS	< 107 U	NS
2-Butanone (MEK)	ug/kg	8000	80000	NE	500000	NS	NS	NS	NS	NS	NS	NS	NS	NS	NS	NS	NS	< 1070 U	NS
Acetone	ug/kg	14000	140000	NE	500000	NS	NS	NS	NS	NS	NS	NS	NS	NS	NS	NS	NS	< 1070 UJ	NS
Benzene	ug/kg	**20**	**200**	NE	21000	NS	NS	NS	NS	NS	NS	NS	NS	NS	NS	NS	NS	< 107 U	NS
Chlorobenzene	ug/kg	2000	20000	NE	500000	NS	NS	NS	NS	NS	NS	NS	NS	NS	NS	NS	NS	< 107 U	NS
Chloroethane	ug/kg	NE	NE	NE	130000	NS	NS	NS	NS	NS	NS	NS	NS	NS	NS	NS	NS	< 215 U	NS
cis-1,2-Dichloroethylene	ug/kg	**1400**	**14000**	NE	500000	NS	NS	NS	NS	NS	NS	NS	NS	NS	NS	NS	NS	**186**	NS
Ethyl ether	ug/kg	NE	NE	NE	NE	NS	NS	NS	NS	NS	NS	NS	NS	NS	NS	NS	NS	< 107 U	NS
Ethylbenzene	ug/kg	**10100**	**10100**	NE	500000	NS	NS	NS	NS	NS	NS	NS	NS	NS	NS	NS	NS	< 107 U	NS
Isopropylbenzene	ug/kg	NE	NE	NE	500000	NS	NS	NS	NS	NS	NS	NS	NS	NS	NS	NS	NS	< 107 U	NS
m,p-Xylenes	ug/kg	NE	**19500**	NE	NE	NS	NS	NS	NS	NS	NS	NS	NS	NS	NS	NS	NS	< 215 U	NS
Methyl Isobutyl Ketone	ug/kg	7000	14000	NE	500000	NS	NS	NS	NS	NS	NS	NS	NS	NS	NS	NS	NS	< 1070 U	NS
Naphthalene	ug/kg	**5600**	56000	NE	1000000	NS	NS	NS	NS	NS	NS	NS	NS	NS	NS	NS	NS	< 107 U	NS
n-Butylbenzene	ug/kg	NE	NE	NE	500000	NS	NS	NS	NS	NS	NS	NS	NS	NS	NS	NS	NS	< 107 U	NS
n-Propylbenzene	ug/kg	NE	NE	NE	500000	NS	NS	NS	NS	NS	NS	NS	NS	NS	NS	NS	NS	< 107 U	NS
o-Xylene	ug/kg	NE	**19500**	NE	NE	NS	NS	NS	NS	NS	NS	NS	NS	NS	NS	NS	NS	< 107 U	NS
p-Isopropyltoluene	ug/kg	NE	NE	NE	500000	NS	NS	NS	NS	NS	NS	NS	NS	NS	NS	NS	NS	< 107 U	NS
sec-Butylbenzene	ug/kg	NE	NE	NE	500000	NS	NS	NS	NS	NS	NS	NS	NS	NS	NS	NS	NS	< 107 U	NS
Styrene	ug/kg	2000	20000	NE	500000	NS	NS	NS	NS	NS	NS	NS	NS	NS	NS	NS	NS	< 107 U	NS
tert-butylbenzene	ug/kg	NE	NE	NE	500000	NS	NS	NS	NS	NS	NS	NS	NS	NS	NS	NS	NS	< 107 U	NS
Tetrachloroethylene	ug/kg	**100**	1000	NE	12000	NS	NS	NS	NS	NS	NS	NS	NS	NS	NS	NS	NS	< 107 U	NS
Toluene	ug/kg	20000	67000	NE	500000	NS	NS	NS	NS	NS	NS	NS	NS	NS	NS	NS	NS	**121**	NS
Total Xylenes	ug/kg	**19500**	**19500**	NE	NE	NS	NS	NS	NS	NS	NS	NS	NS	NS	NS	NS	NS	< 215 U	NS
trans-1,2-Dichloroethylene	ug/kg	**2000**	20000	NE	500000	NS	NS	NS	NS	NS	NS	NS	NS	NS	NS	NS	NS	< 107 U	NS
Trichloroethene	ug/kg	**100**	**1000**	NE	56000	NS	NS	NS	NS	NS	NS	NS	NS	NS	NS	NS	NS	**320**	NS
Vinyl chloride	ug/kg	**40**	**400**	NE	**320**	NS	NS	NS	NS	NS	NS	NS	NS	NS	NS	NS	NS	< 107 U	NS
VOCs-SPLP																			
Total VOC-SPLP	ug/l	NE	NE	NE	NE	NS	NS	NS	NS	NS	NS	NS	NS	NS	NS	NS	NS	NS	NS
SVOC-SIMs																			
Benzo(a)pyrene	ug/kg	1000	1000	NE	1000	NS	NS	NS	NS	NS	NS	NS	NS	NS	NS	NS	NS	NS	NS
Benzo(b)fluoranthene	ug/kg	1000	1000	NE	1000	NS	NS	NS	NS	NS	NS	NS	NS	NS	NS	NS	NS	NS	NS
Fluoranthene	ug/kg	5600	56000	NE	1000000	NS	NS	NS	NS	NS	NS	NS	NS	NS	NS	NS	NS	NS	NS
Pyrene	ug/kg	4000	40000	NE	1000000	NS	NS	NS	NS	NS	NS	NS	NS	NS	NS	NS	NS	NS	NS
SVOCs																			
1-Methylnaphthalene	ug/kg	*200*	*1000*	NE	*21000*	NS	NS	NS	< 420 U	< 372 U	NS	NS	NS	< 2060 U	NS	NS	NS	< 863 U	NS
2-Methylnaphthalene	ug/kg	*560*	*5600*	NE	*270000*	NS	NS	NS	< 420 U	< 372 U	NS	< 220	NS	< 2060 U	NS	NS	< 200	< 863 U	NS
Acenaphthene	ug/kg	*8400*	*84000*	NE	*1000000*	NS	NS	NS	< 420 U	< 372 U	NS	< 220	NS	< 2060 U	NS	NS	< 200	< 863 U	NS
Acenaphthylene	ug/kg	8400	84000	NE	1000000	NS	NS	NS	< 420 U	< 372 U	NS	< 220	NS	< 2060 U	NS	NS	< 200	< 863 U	NS
Anthracene	ug/kg	40000	400000	NE	1000000	NS	NS	NS	< 420 U	< 372 U	NS	< 220	NS	< 2060 U	NS	NS	< 200	< 863 U	NS
Benzo(a)anthracene	ug/kg	**1000**	**1000**	NE	**1000**	NS	NS	NS	< 420 U	< 372 U	NS	**440**	NS	< 2060 U	NS	NS	**270**	< 863 U	NS
Benzo(a)pyrene	ug/kg	**1000**	**1000**	NE	**1000**	NS	NS	NS	< 420 U	< 372 U	NS	**380**	NS	< 2060 U	NS	NS	**240**	< 863 U	NS
Benzo(b)fluoranthene	ug/kg	**1000**	**1000**	NE	**1000**	NS	NS	NS	< 420 U	< 372 U	NS	**500**	NS	< 2060 U	NS	NS	**340**	< 863 U	NS
Benzo(g,h,i)perylene	ug/kg	*1000*	*1000*	NE	*8400*	NS	NS	NS	< 420 U	< 372 U	NS	**250**	NS	< 2060 U	NS	NS	< 200	< 863 U	NS
Benzo(k)fluoranthene	ug/kg	**1000**	**1000**	NE	**8400**	NS	NS	NS	< 420 U	< 372 U	NS	< 220	NS	< 2060 U	NS	NS	< 200	< 863 U	NS
Bis(2-ethylhexyl)phthalate	ug/kg	**1000**	11000	NE	44000	NS	NS	NS	NS	NS	NS	NS	NS	< 2060 UJ	NS	NS	NS	NS	NS
Chrysene	ug/kg	*1000*	*1000*	NE	*84000*	NS	NS	NS	< 420 U	< 372 U	NS	**400**	NS	< 2060 UJ	NS	NS	**270**	< 863 U	NS
Dibenzo(a,h)anthracene	ug/kg	*1000*	*1000*	NE	***1000***	NS	NS	NS	< 420 U	< 372 U	NS	< 220	NS	< 2060 U	NS	NS	< 200	< 863 U	NS
Fluoranthene	ug/kg	**5600**	56000	NE	1000000	NS	NS	NS	< 420 U	< 372 U	NS	**820**	NS	**4320**	NS	NS	**620**	< 863 U	NS
Fluorene	ug/kg	**5600**	56000	NE	1000000	NS	NS	NS	< 420 U	< 372 U	NS	< 220	NS	< 2060 U	NS	NS	< 200	< 863 U	NS
Indeno(1,2,3-cd)pyrene	ug/kg	*1000*	*1000*	NE	***1000***	NS	NS	NS	< 420 U	< 372 U	NS	**300**	NS	< 2060 U	NS	NS	< 200	< 863 U	NS
Naphthalene	ug/kg	**5600**	56000	NE	1000000	NS	NS	NS	< 420 U	< 372 U	NS	< 220	NS	< 2060 U	NS	NS	< 200	< 863 U	NS
Phenanthrene	ug/kg	**4000**	40000	NE	1000000	NS	NS	NS	< 420 U	< 372 U	NS	**470**	NS	**2880**	NS	NS	**410**	< 863 U	NS
Pyrene	ug/kg	**4000**	40000	NE	1000000	NS	NS	NS	< 420 U	< 372 U	NS	**770**	NS	**3880 J**	NS	NS	**580**	< 863 U	NS
SVOCs-SPLP																			
1-Methylnaphthalene	ug/l	NE	NE	*50*	NE	NS	NS	NS	NS	NS	NS	NS	NS	NS	NS	NS	NS	NS	NS
2-Methylnaphthalene	ug/l	NE	NE	*280*	NE	NS	NS	NS	NS	NS	NS	NS	NS	NS	NS	NS	NS	NS	NS
Acenaphthene	ug/l	NE	NE	*4200*	NE	NS	NS	NS	NS	NS	NS	NS	NS	NS	NS	NS	NS	NS	NS
Anthracene	ug/l	NE	NE	20000	NE	NS	NS	NS	NS	NS	NS	NS	NS	NS	NS	NS	NS	NS	NS
Benzo(a)anthracene	ug/l	NE	NE	0.6	NE	NS	NS	NS	NS	NS	NS	NS	NS	NS	NS	NS	NS	NS	NS
Fluoranthene	ug/l	NE	NE	2800	NE	NS	NS	NS	NS	NS	NS	NS	NS	NS	NS	NS	NS	NS	NS
Fluorene	ug/l	NE	NE	2800	NE	NS	NS	NS	NS	NS	NS	NS	NS	NS	NS	NS	NS	NS	NS
Naphthalene	ug/l	NE	NE	2800	NE	NS	NS	NS	NS	NS	NS	NS	NS	NS	NS	NS	NS	NS	NS
Phenanthrene	ug/l	NE	NE	2000	NE	NS	NS	NS	NS	NS	NS	NS	NS	NS	NS	NS	NS	NS	NS
Pyrene	ug/l	NE	NE	2000	NE	NS	NS	NS	NS	NS	NS	NS	NS	NS	NS	NS	NS	NS	NS

Table 2
AOC 1 Non-PCB Soil Analytical Data
EC Application

Greenwich High School
10 Hillside Road
Greenwich, CT

Location ID Depth Interval Sample ID Sample Date SDG	Unit	2013 GA PMC	2013 GB PMC	GWPC x 10	2013 RES DEC	Y21-SB66 0 - 0.5 ft DUPLICATE-10 8/10/2011 SB33209	Y21-SB66 0 - 1 ft Y21-SB66 0-1 8/10/2011 SB33209	Y21-SB66 1 - 2 ft Y21-SB66 1-2 8/10/2011 SB33209	Y21-SB66 2 - 2.7 ft Y21-SB66 2-2.7 8/10/2011 SB33209	Y21-SB66 6 - 7 ft Y21-SB66 6-7 8/10/2011 SB33209	Y21-SB66 9 - 10 ft Y21-SB66 9-10 8/10/2011 SB33209	Y7 1.5 - 2 ft Y7(1.5-2)-1 9/17/2020 20I0953	Y7-SB273 0 - 1 ft -SB273(0-1)-122911 12/29/2011 SB41766	Y7-SB273 3 - 5 ft -SB273(3-5)-122911 12/29/2011 SB41766	Y7-SB273 5 - 6 ft -SB273(5-6)-122911 12/29/2011 SB41766	Y7-SB273 7 - 8 ft -SB273(7-8)-122911 12/29/2011 SB41766	Y9 1.5 - 2 ft Y9(1.5-2)-1 9/17/2020 20I0953	Y9-SB359 2 - 3 ft -SB359 (2-3)-041111 4/11/2012 SB47192	Y9-SB359 3.5 - 4 ft SB359 (3.5-4)-041111 4/11/2012 SB47192
Metals																			
Antimony	mg/kg	NE	NE	NE	**27**	NS	NS	NS	NS	NS	NS	NS	NS	**7.65 J-**	NS	< 14.0 UJ	NS	< 6.36 U	< 4.87 U
Arsenic	mg/kg	NE	NE	NE	**10**	NS	NS	NS	**7.90**	< 1.53 U	NS	NS	NS	**14.1**	NS	**14.4**	NS	**16.8**	< 1.46 U
Barium	mg/kg	NE	NE	NE	4700	NS	NS	NS	NS	NS	NS	NS	NS	**836 J**	NS	**305 J**	NS	**1440**	**169**
Beryllium	mg/kg	NE	NE	NE	**2**	NS	NS	NS	NS	NS	NS	NS	NS	< 0.621 U	NS	**1.50**	NS	< 0.636 U	**1.28**
Cadmium	mg/kg	NE	NE	NE	**34**	NS	NS	NS	**0.650**	< 0.511 U	NS	**1.2**	NS	**7.70**	NS	**2.42**	**2.0**	**91.0**	< 0.487 U
Chromium	mg/kg	NE	NE	NE	NE	NS	NS	NS	**27.2**	**23.6**	NS	NS	NS	**50.8 J**	NS	**72.8 J**	NS	**162**	**53.3**
Copper	mg/kg	NE	NE	NE	**2500**	NS	NS	NS	NS	NS	NS	NS	NS	**1250 J-**	NS	**47.7 J-**	NS	**476**	**35.1**
Lead	mg/kg	NE	NE	NE	**400**	NS	NS	NS	**135**	**6.08**	NS	**650**	NS	**2130**	NS	**208**	**960**	**5880**	**19.2**
Mercury	mg/kg	NE	NE	NE	20	NS	NS	NS	**0.234**	< 0.0334 U	NS	NS	NS	**0.803 J**	NS	**0.470 J**	NS	**1.20**	< 0.0308 U
Nickel	mg/kg	NE	NE	NE	**1400**	NS	NS	NS	NS	NS	NS	NS	NS	**68.1 J**	NS	**51.0 J**	NS	**80.3**	**45.1**
Selenium	mg/kg	NE	NE	NE	340	NS	NS	NS	NS	NS	NS	NS	NS	< 1.86 U	NS	< 4.20 U	NS	< 1.91 U	< 1.46 U
Silver	mg/kg	NE	NE	NE	340	NS	NS	NS	NS	NS	NS	NS	NS	< 2.86 U	NS	< 4.20 U	NS	< 9.53 U	< 1.46 U
Thallium	mg/kg	NE	NE	NE	**5.4**	NS	NS	NS	NS	NS	NS	NS	NS	< 3.73 U	NS	< 8.40 U	NS	< 3.81 U	< 2.92 U
Vanadium	mg/kg	NE	NE	NE	**470**	NS	NS	NS	NS	NS	NS	NS	NS	**76.2**	NS	**78.4**	NS	**41.3**	**58.2**
Zinc	mg/kg	NE	NE	NE	**20000**	NS	NS	NS	NS	NS	NS	NS	NS	**9290 JEB**	NS	**191 JEB**	NS	**3550**	**57.7**
Metals-SPLP																			
Antimony	ug/l	**6**	60	NE	NE	NS	NS	NS	NS	NS	NS	NS	NS	< 30.0 U	NS	NS	NS	NS	NS
Arsenic	ug/l	50	500	NE	NE	NS	NS	NS	NS	NS	NS	NS	NS	< 4.0 U	NS	NS	NS	NS	NS
Barium	ug/l	1000	10000	NE	NE	NS	NS	NS	NS	NS	NS	NS	NS	**225 J**	NS	NS	NS	NS	NS
Cadmium	ug/l	**5**	**50**	NE	NE	NS	NS	NS	NS	NS	NS	NS	NS	< 2.5 U	NS	NS	NS	**79.5**	NS
Chromium	ug/l	50	500	NE	NE	NS	NS	NS	NS	NS	NS	NS	NS	< 5.0 U	NS	NS	NS	< 10.0 U	NS
Copper	ug/l	1300	13000	NE	NE	NS	NS	NS	NS	NS	NS	NS	NS	< 5.0 U	NS	NS	NS	NS	NS
Lead	ug/l	**15**	**150**	NE	NE	< 15.0 U	NS	NS	NS	NS	NS	NS	NS	**13.6 J**	NS	NS	NS	**5640**	NS
Nickel	ug/l	100	1000	NE	NE	NS	NS	NS	NS	NS	NS	NS	NS	< 5.0 U	NS	NS	NS	NS	NS
Vanadium	ug/l	50	500	NE	NE	NS	NS	NS	NS	NS	NS	NS	NS	< 5.0 U	NS	NS	NS	NS	NS
Zinc	ug/l	5000	50000	NE	NE	NS	NS	NS	NS	NS	NS	NS	NS	< 30.0 U	NS	NS	NS	NS	NS
Cyanide																			
Cyanide	mg/kg	NE	NE	NE	1400	NS	NS	NS	NS	NS	NS	NS	NS	**1.21 J-**	NS	NS	NS	NS	NS
PCBs																			
Aroclor 1242	ug/kg	NE	NE	NE	NE	< 20.6 U	< 22.6 U	< 21.4 U	< 24.4 U	NS	< 21.3 U	< 100	NS	< 25.0 U	< 24.5 U	NS	< 890	< 631 U	< 41.2 U
Aroclor 1248	ug/kg	NE	NE	NE	NE	< 20.6 U	**43.6**	**178**	< 24.4 U	NS	< 21.3 U	**2200**	NS	**3240**	**1050**	NS	**5700**	< 631 U	< 41.2 U
Aroclor 1254	ug/kg	NE	NE	NE	NE	< 20.6 U	< 22.6 U	< 21.4 U	< 24.4 U	NS	< 21.3 U	**1100**	NS	< 25.0 U	< 24.5 U	NS	< 890	< 631 U	< 41.2 U
Aroclor 1260	ug/kg	NE	NE	NE	NE	< 20.6 U	< 22.6 U	< 21.4 U	< 24.4 U	NS	< 21.3 U	**130**	NS	**106**	**42.9**	NS	< 890	< 126 U	< 20.6 U
Aroclor 1262	ug/kg	NE	NE	NE	NE	< 20.6 U	< 22.6 U	< 21.4 U	< 24.4 U	NS	< 21.3 U	< 100	NS	< 25.0 U	< 24.5 U	NS	< 890	< 126 U	< 20.6 U
Total PCB Aroclors	ug/kg	**NE**	NE	NE	**1000**	< 20.6 U	**43.6**	**178**	< 24.4 U	NS	< 21.3 U	**3430**	NS	**3350**	**1090**	NS	**5700**	< 631 U	< 41.2 U
PCBs-SPLP																			
Aroclor 1242	ug/l	NE	NE	NE	NE	NS	NS	NS	NS	NS	NS	NS	NS	NS	< 0.200 U	NS	NS	NS	NS
Aroclor 1248	ug/l	NE	NE	NE	NE	NS	NS	NS	NS	NS	NS	NS	NS	NS	< 0.200 U	NS	NS	NS	NS
Aroclor 1260	ug/l	NE	NE	NE	NE	NS	NS	NS	NS	NS	NS	NS	NS	NS	< 0.200 U	NS	NS	NS	NS
Total PCB Aroclors	ug/l	**0.5**	**5**	NE	NE	NS	NS	NS	NS	NS	NS	NS	NS	NS	< 0.200 U	NS	NS	NS	NS
Pesticides																			
4,4-DDD (p,p)	ug/kg	NE	NE	NE	NE	**514**	NS	NS	**65.8**	< 9.07 U	NS	NS	< 8.97 U	NS	NS	NS	NS	NS	NS
4,4-DDE (p,p)	ug/kg	NE	NE	NE	NE	**74.6**	NS	NS	**30.6**	< 5.67 U	NS	NS	< 5.61 U	NS	NS	NS	NS	NS	NS
4,4-DDT (p,p)	ug/kg	NE	NE	NE	1800	**9.03 J**	NS	NS	< 10.2 U	< 9.07 U	NS	NS	< 8.97 U	NS	NS	NS	NS	NS	NS
alpha-Chlordane	ug/kg	NE	NE	NE	NE	< 5.60 U	NS	NS	**36.9**	< 5.67 U	NS	NS	< 5.61 U	NS	NS	NS	NS	NS	NS
Chlordane	ug/kg	NE	NE	NE	**490**	**44.5 J**	NS	NS	**351**	< 22.7 U	NS	NS	< 22.4 U	NS	NS	NS	NS	NS	NS
Endrin	ug/kg	NE	NE	NE	20000	< 8.96 U	NS	NS	< 10.2 U	< 9.07 U	NS	NS	< 8.97 U	NS	NS	NS	NS	NS	NS
gamma-Chlordane	ug/kg	NE	NE	NE	NE	< 5.60 U	NS	NS	**24.8 J**	< 5.67 U	NS	NS	< 5.61 U	NS	NS	NS	NS	NS	NS
Methoxychlor	ug/kg	800	8000	NE	340000	< 8.96 U	NS	NS	< 10.2 U	< 9.07 U	NS	NS	< 8.97 U	NS	NS	NS	NS	NS	NS
Total DDx	ug/kg	***3***	***20***	NE	1800	**597.63**	NS	NS	**96.4**	< 9.07	NS	NS	< 8.97	NS	NS	NS	NS	NS	NS
Pesticides-SPLP																			
Chlordane	ug/l	NE	NE	**3**	NE	NS	NS	NS	NS	NS	NS	NS	NS	NS	NS	NS	NS	NS	NS
Herbicides																			
Total Herbicides	ug/kg	NE	NE	NE	NE	NS	NS	NS	NS	NS	NS	NS	< 7.50 U	NS	NS	NS	NS	NS	NS

Notes:
This is a summary table. Only detected analytes are shown.
<0.010 = Not detected above the laboratory reporting limit
Bold = Detected above reporting limit
Yellow highlighted cells exceed the 2013 GA PMC
Green highlighted cells exceed the 2013 GB PMC
Blue highlighted cells exceed the 2013 RES DEC
RES DEC = Residential Direct Exposure Criteria
GA PMC = Pollutant Mobility Criteria for GA classified groundwater areas
GB PMC = Pollutant Mobility Criteria for GB classified groundwater areas
GWPC = Groundwater Protection Criteria
Italicized criteria indicate that criteria value is from CTDEEP Recommended Criteria Values for Common Additional Polluting Substances and Alternative Criteria Requests (September 2018)
NE = Criteria has not been established
NS = Not sampled for this constituent
ug/kg = micrograms per kilogram
ug/l = micrograms per liter
mg/kg = milligrams per kilogram
U = The analyte was not detected above the detection limit
J+ = Result may be biased high
J-= Result may be biased low
J = Result is considered estimated
UJ = The analyte was not detected at a level greater than or equal to the adjusted DL. However, the reported adjusted DL is approximate and may be inaccurate or imprecise.

Table 2
AOC 1 Non-PCB Soil Analytical Data
EC Application

Greenwich High School
10 Hillside Road
Greenwich, CT

Location ID						Y9-SS315	Z13-SB477	Z13-SB477	Z13-SB477	Z14A-SB313	Z14A-SB313	Z14-SB272	Z14-SB272	Z14-SB272	Z15-SB312	Z15-SB312	Z16-SB311	Z16-SB311	Z16-SB311
Depth Interval						0 - 0.25 ft	12 - 13 ft	2 - 3 ft	8 - 9 ft	2.5 - 3 ft	5.5 - 6 ft	0 - 1 ft	11 - 12 ft	9 - 10 ft	4 - 5.5 ft	9 - 10 ft	12 - 12.5 ft	3 - 3.5 ft	6.5 - 7.5 ft
Sample ID	Unit	2013 GA PMC	2013 GB PMC	GWPC x 10	2013 RES DEC	Y9SS315 0-3-082311	SB477 (12-13)71213	SB477 (2-3)71212	SB477 (8-9)71212	SB313(2.5-3)-0409	SB313(5.5-6)-0409	SB272(0-1)-12291	SB272(11-12)-1229	SB272(9-10)-12291	SB312(4-5.5)-0409	SB312(9-10)-0409	SB311(12-12.5)-040	SB311(3-3.5)-0409	SB311(6.5-7.5)-0409
Sample Date						8/23/2011	7/12/2012	7/12/2012	7/12/2012	4/9/2012	4/9/2012	12/29/2011	12/29/2011	12/29/2011	4/9/2012	4/9/2012	4/9/2012	4/9/2012	4/9/2012
SDG						SB34022	SB52747	SB52747	SB52747	SB46946	SB46946	SB41766	SB41766	SB41766	SB46946	SB46946	SB46946	SB46946	SB46946
CTETPH																			
Aliphatic Hydrocarbons (ETPH) C9-C36	mg/kg	**500**	**2500**	NE	**500**	NS	NS	NS	**1960**	NS	**188**	NS	**996**	NS	NS	**2970**	NS	NS	**975**
Total Petroleum Hydrocarbons	mg/kg	**500**	**2500**	NE	**500**	NS	NS	NS	**1960**	NS	**188**	NS	**996**	NS	NS	**2970**	NS	NS	**975**
Unidentified	mg/kg	NE	NE	NE	NE	NS	NS	NS	**1960**	NS	**188**	NS	**996**	NS	NS	**2970**	NS	NS	**975**
CTETPH-SPLP																			
Aliphatic Hydrocarbons (ETPH) C9-C36	mg/l	NE	NE	2.5	NE	NS	NS	NS	NS	NS	NS	NS	NS	NS	NS	NS	NS	NS	< 0.1 U
Total Petroleum Hydrocarbons	mg/l	NE	NE	NE	NE	NS	NS	NS	NS	NS	NS	NS	NS	NS	NS	NS	NS	NS	< 0.1 U
Unidentified	mg/l	NE	NE	NE	NE	NS	NS	NS	NS	NS	NS	NS	NS	NS	NS	NS	NS	NS	< 0.1 U
VOCs																			
1,1,1-Trichloroethane	ug/kg	4000	40000	NE	500000	NS	NS	NS	NS	NS	NS	NS	< 131 UJ	NS	NS	< 145 U	NS	NS	NS
1,1-Dichloroethane	ug/kg	**1400**	14000	NE	500000	NS	NS	NS	NS	NS	NS	NS	< 131 U	NS	NS	< 145 U	NS	NS	NS
1,2,4-Trichlorobenzene	ug/kg	NE	NE	NE	21000	NS	NS	NS	NS	NS	NS	NS	< 131 U	NS	NS	< 145 U	NS	NS	NS
1,2,4-Trimethylbenzene	ug/kg	NE	NE	NE	500000	NS	NS	NS	NS	NS	NS	NS	**483**	NS	NS	**491**	NS	NS	NS
1,2-Dichlorobenzene	ug/kg	3100	3100	NE	500000	NS	NS	NS	NS	NS	NS	NS	< 131 U	NS	NS	< 145 U	NS	NS	NS
1,2-Dichloroethane	ug/kg	**20**	200	NE	6700	NS	NS	NS	NS	NS	NS	NS	< 131 U	NS	NS	< 145 U	NS	NS	NS
1,3,5-Trimethylbenzene	ug/kg	NE	NE	NE	500000	NS	NS	NS	NS	NS	NS	NS	< 131 U	NS	NS	< 145 U	NS	NS	NS
1,3-Dichlorobenzene	ug/kg	12000	120000	NE	500000	NS	NS	NS	NS	NS	NS	NS	< 131 U	NS	NS	< 145 U	NS	NS	NS
1,4-Dichlorobenzene	ug/kg	1500	15000	NE	26000	NS	NS	NS	NS	NS	NS	NS	< 131 U	NS	NS	< 145 U	NS	NS	NS
2-Butanone (MEK)	ug/kg	8000	80000	NE	500000	NS	NS	NS	NS	NS	NS	NS	< 1310 U	NS	NS	< 1450 U	NS	NS	NS
Acetone	ug/kg	14000	140000	NE	500000	NS	NS	NS	NS	NS	NS	NS	< 1310 U	NS	NS	< 1450 U	NS	NS	NS
Benzene	ug/kg	**20**	**200**	NE	21000	NS	NS	NS	NS	NS	NS	NS	< 131 UJ	NS	NS	< 145 U	NS	NS	NS
Chlorobenzene	ug/kg	2000	20000	NE	500000	NS	NS	NS	NS	NS	NS	NS	< 131 U	NS	NS	< 145 U	NS	NS	NS
Chloroethane	ug/kg	NE	NE	NE	130000	NS	NS	NS	NS	NS	NS	NS	< 262 UJ	NS	NS	< 290 U	NS	NS	NS
cis-1,2-Dichloroethylene	ug/kg	**1400**	**14000**	NE	500000	NS	NS	NS	NS	NS	NS	NS	**205 J-**	NS	NS	**154**	NS	NS	NS
Ethyl ether	ug/kg	NE	NE	NE	NE	NS	NS	NS	NS	NS	NS	NS	< 131 UJ	NS	NS	< 145 U	NS	NS	NS
Ethylbenzene	ug/kg	**10100**	**10100**	NE	500000	NS	NS	NS	NS	NS	NS	NS	**336**	NS	NS	**532**	NS	NS	NS
Isopropylbenzene	ug/kg	NE	NE	NE	500000	NS	NS	NS	NS	NS	NS	NS	< 131 U	NS	NS	**433**	NS	NS	NS
m,p-Xylenes	ug/kg	NE	**19500**	NE	NE	NS	NS	NS	NS	NS	NS	NS	**828**	NS	NS	**1730**	NS	NS	NS
Methyl Isobutyl Ketone	ug/kg	7000	14000	NE	500000	NS	NS	NS	NS	NS	NS	NS	< 1310 U	NS	NS	< 1450 U	NS	NS	NS
Naphthalene	ug/kg	**5600**	56000	NE	1000000	NS	NS	NS	NS	NS	NS	NS	**508**	NS	NS	**13100**	NS	NS	NS
n-Butylbenzene	ug/kg	NE	NE	NE	500000	NS	NS	NS	NS	NS	NS	NS	**131**	NS	NS	**3230**	NS	NS	NS
n-Propylbenzene	ug/kg	NE	NE	NE	500000	NS	NS	NS	NS	NS	NS	NS	< 131 U	NS	NS	**656**	NS	NS	NS
o-Xylene	ug/kg	NE	**19500**	NE	NE	NS	NS	NS	NS	NS	NS	NS	**340**	NS	NS	**174**	NS	NS	NS
p-Isopropyltoluene	ug/kg	NE	NE	NE	500000	NS	NS	NS	NS	NS	NS	NS	**177**	NS	NS	< 145 U	NS	NS	NS
sec-Butylbenzene	ug/kg	NE	NE	NE	500000	NS	NS	NS	NS	NS	NS	NS	< 131 U	NS	NS	**916**	NS	NS	NS
Styrene	ug/kg	2000	20000	NE	500000	NS	NS	NS	NS	NS	NS	NS	< 131 U	NS	NS	< 145 U	NS	NS	NS
tert-butylbenzene	ug/kg	NE	NE	NE	500000	NS	NS	NS	NS	NS	NS	NS	< 131 U	NS	NS	< 145 U	NS	NS	NS
Tetrachloroethylene	ug/kg	**100**	1000	NE	12000	NS	NS	NS	NS	NS	NS	NS	< 131 UJ	NS	NS	< 145 U	NS	NS	NS
Toluene	ug/kg	20000	67000	NE	500000	NS	NS	NS	NS	NS	NS	NS	**295**	NS	NS	**158**	NS	NS	NS
Total Xylenes	ug/kg	**19500**	**19500**	NE	NE	NS	NS	NS	NS	NS	NS	NS	**1170**	NS	NS	**1900**	NS	NS	NS
trans-1,2-Dichloroethylene	ug/kg	**2000**	20000	NE	500000	NS	NS	NS	NS	NS	NS	NS	< 131 UJ	NS	NS	**145**	NS	NS	NS
Trichloroethene	ug/kg	**100**	**1000**	NE	56000	NS	NS	NS	NS	NS	NS	NS	**136**	NS	NS	**203**	NS	NS	NS
Vinyl chloride	ug/kg	**40**	**400**	NE	**320**	NS	NS	NS	NS	NS	NS	NS	< 131 UJ	NS	NS	< 145 U	NS	NS	NS
VOCs-SPLP																			
Total VOC-SPLP	ug/l	NE	NE	NE	NE	NS	NS	NS	NS	NS	NS	NS	NS	NS	NS	NS	NS	NS	NS
SVOC-SIMs																			
Benzo(a)pyrene	ug/kg	1000	1000	NE	1000	NS	NS	NS	NS	NS	NS	NS	NS	NS	NS	NS	NS	NS	NS
Benzo(b)fluoranthene	ug/kg	1000	1000	NE	1000	NS	NS	NS	NS	NS	NS	NS	NS	NS	NS	NS	NS	NS	NS
Fluoranthene	ug/kg	5600	56000	NE	1000000	NS	NS	NS	NS	NS	NS	NS	NS	NS	NS	NS	NS	NS	NS
Pyrene	ug/kg	4000	40000	NE	1000000	NS	NS	NS	NS	NS	NS	NS	NS	NS	NS	NS	NS	NS	NS
SVOCs																			
1-Methylnaphthalene	ug/kg	*200*	*1000*	NE	*21000*	NS	NS	NS	< 2220 U	NS	< 369 U	NS	< 428 U	NS	NS	< 2630 U	NS	NS	< 910 U
2-Methylnaphthalene	ug/kg	*560*	*5600*	NE	*270000*	NS	NS	NS	< 2220 U	NS	< 369 U	NS	< 428 U	NS	NS	< 2630 U	NS	NS	< 910 U
Acenaphthene	ug/kg	*8400*	*84000*	NE	*1000000*	NS	NS	NS	< 2220 U	NS	< 369 U	NS	< 428 U	NS	NS	< 2630 U	NS	NS	< 910 U
Acenaphthylene	ug/kg	8400	84000	NE	1000000	NS	NS	NS	< 2220 U	NS	< 369 U	NS	< 428 UJ	NS	NS	< 2630 U	NS	NS	< 910 U
Anthracene	ug/kg	40000	400000	NE	1000000	NS	NS	NS	< 2220 U	NS	< 369 U	NS	< 428 UJ	NS	NS	< 2630 U	NS	NS	< 910 U
Benzo(a)anthracene	ug/kg	**1000**	**1000**	NE	**1000**	NS	NS	NS	< 2220 U	NS	< 369 U	NS	**788 J-**	NS	NS	< 2630 U	NS	NS	**912**
Benzo(a)pyrene	ug/kg	**1000**	**1000**	NE	**1000**	NS	NS	NS	< 2220 U	NS	< 369 U	NS	**746 J-**	NS	NS	< 2630 U	NS	NS	< 910 U
Benzo(b)fluoranthene	ug/kg	**1000**	**1000**	NE	**1000**	NS	NS	NS	< 2220 U	NS	< 369 U	NS	**648 J-**	NS	NS	< 2630 U	NS	NS	< 910 U
Benzo(g,h,i)perylene	ug/kg	*1000*	*1000*	NE	*8400*	NS	NS	NS	< 2220 U	NS	< 369 U	NS	< 428 UJ	NS	NS	< 2630 U	NS	NS	< 910 U
Benzo(k)fluoranthene	ug/kg	**1000**	**1000**	NE	**8400**	NS	NS	NS	< 2220 U	NS	< 369 U	NS	**771 J-**	NS	NS	< 2630 U	NS	NS	< 910 U
Bis(2-ethylhexyl)phthalate	ug/kg	**1000**	11000	NE	44000	NS	NS	NS	NS	NS	NS	NS	**757 J-**	NS	NS	NS	NS	NS	NS
Chrysene	ug/kg	*1000*	*1000*	NE	*84000*	NS	NS	NS	< 2220 U	NS	< 369 U	NS	**683 J-**	NS	NS	< 2630 U	NS	NS	< 910 U
Dibenzo(a,h)anthracene	ug/kg	*1000*	*1000*	NE	***1000***	NS	NS	NS	< 2220 U	NS	< 369 U	NS	< 428 UJ	NS	NS	< 2630 U	NS	NS	< 910 U
Fluoranthene	ug/kg	**5600**	56000	NE	1000000	NS	NS	NS	< 2220 U	NS	< 369 U	NS	**525 J-**	NS	NS	< 2630 U	NS	NS	**1610**
Fluorene	ug/kg	**5600**	56000	NE	1000000	NS	NS	NS	< 2220 U	NS	< 369 U	NS	< 428 U	NS	NS	< 2630 U	NS	NS	< 910 U
Indeno(1,2,3-cd)pyrene	ug/kg	*1000*	*1000*	NE	***1000***	NS	NS	NS	< 2220 U	NS	< 369 U	NS	< 428 UJ	NS	NS	< 2630 U	NS	NS	< 910 U
Naphthalene	ug/kg	**5600**	56000	NE	1000000	NS	NS	NS	< 2220 U	NS	< 369 U	NS	< 428 U	NS	NS	**6340**	NS	NS	< 910 U
Phenanthrene	ug/kg	**4000**	40000	NE	1000000	NS	NS	NS	< 2220 U	NS	< 369 U	NS	NS R	NS	NS	< 2630 U	NS	NS	**1140**
Pyrene	ug/kg	**4000**	40000	NE	1000000	NS	NS	NS	< 2220 U	NS	< 369 U	NS	**1940 J-**	NS	NS	< 2630 U	NS	NS	**1340**
SVOCs-SPLP																			
1-Methylnaphthalene	ug/l	NE	NE	*50*	NE	NS	NS	NS	NS	NS	NS	NS	NS	NS	NS	NS	NS	NS	NS
2-Methylnaphthalene	ug/l	NE	NE	*280*	NE	NS	NS	NS	NS	NS	NS	NS	NS	NS	NS	NS	NS	NS	NS
Acenaphthene	ug/l	NE	NE	*4200*	NE	NS	NS	NS	NS	NS	NS	NS	NS	NS	NS	NS	NS	NS	NS
Anthracene	ug/l	NE	NE	20000	NE	NS	NS	NS	NS	NS	NS	NS	NS	NS	NS	NS	NS	NS	NS
Benzo(a)anthracene	ug/l	NE	NE	0.6	NE	NS	NS	NS	NS	NS	NS	NS	NS	NS	NS	NS	NS	NS	NS
Fluoranthene	ug/l	NE	NE	2800	NE	NS	NS	NS	NS	NS	NS	NS	NS	NS	NS	NS	NS	NS	NS
Fluorene	ug/l	NE	NE	2800	NE	NS	NS	NS	NS	NS	NS	NS	NS	NS	NS	NS	NS	NS	NS
Naphthalene	ug/l	NE	NE	2800	NE	NS	NS	NS	NS	NS	NS	NS	NS	NS	NS	NS	NS	NS	NS
Phenanthrene	ug/l	NE	NE	2000	NE	NS	NS	NS	NS	NS	NS	NS	NS	NS	NS	NS	NS	NS	NS
Pyrene	ug/l	NE	NE	2000	NE	NS	NS	NS	NS	NS	NS	NS	NS	NS	NS	NS	NS	NS	NS

Table 2
AOC 1 Non-PCB Soil Analytical Data
EC Application

Greenwich High School
10 Hillside Road
Greenwich, CT

Location ID						Y9-SS315	Z13-SB477	Z13-SB477	Z13-SB477	Z14A-SB313	Z14A-SB313	Z14-SB272	Z14-SB272	Z14-SB272	Z15-SB312	Z15-SB312	Z16-SB311	Z16-SB311	Z16-SB311
Depth Interval						0 - 0.25 ft	12 - 13 ft	2 - 3 ft	8 - 9 ft	2.5 - 3 ft	5.5 - 6 ft	0 - 1 ft	11 - 12 ft	9 - 10 ft	4 - 5.5 ft	9 - 10 ft	12 - 12.5 ft	3 - 3.5 ft	6.5 - 7.5 ft
Sample ID	Unit	2013 GA PMC	2013 GB PMC	GWPC x 10	2013 RES DEC	Y9SS315 0-3-082311	SB477 (12-13)712113	SB477 (2-3)712123	SB477 (8-9)712123	SB313(2.5-3)-0409	SB313(5.5-6)-0409	SB272(0-1)-12291	SB272(11-12)-1229	SB272(9-10)-12291	SB312(4-5.5)-0409	SB312(9-10)-0409	SB311(12-12.5)-0409	SB311(3-3.5)-0409	SB311(6.5-7.5)-0409
Sample Date						8/23/2011	7/12/2012	7/12/2012	7/12/2012	4/9/2012	4/9/2012	12/29/2011	12/29/2011	12/29/2011	4/9/2012	4/9/2012	4/9/2012	4/9/2012	4/9/2012
SDG						SB34022	SB52747	SB52747	SB52747	SB46946	SB46946	SB41766	SB41766	SB41766	SB46946	SB46946	SB46946	SB46946	SB46946
Metals																			
Antimony	mg/kg	NE	NE	NE	**27**	NS	< 14.9 UJ	< 5.43 UJ	< 64.4 UJ	< 5.20 UJ	< 5.18 UJ	NS	< 6.36 UJ	< 11.6 UJ	< 5.59 UJ	**9.33 J-**	**19.6 J-**	< 4.84 UJ	< 6.81 UJ
Arsenic	mg/kg	NE	NE	NE	**10**	NS	< 4.47 U	**4.61**	**8.87**	**4.71**	**2.85**	NS	**19.1**	**20.1**	**2.78**	< 12.0 U	< 8.30 U	**1.69**	**7.05**
Barium	mg/kg	NE	NE	NE	4700	NS	**182**	**97.6**	**839**	**63.5**	**115**	NS	**739 J**	**959 J**	**101**	**809**	**139**	**49.2**	**642**
Beryllium	mg/kg	NE	NE	NE	**2**	NS	< 1.49 U	**0.644**	< 0.644 U	< 0.520 U	< 0.518 U	NS	< 0.636 U	< 0.504 U	< 0.559 U	< 0.800 U	< 0.553 U	< 0.484 U	< 0.681 U
Cadmium	mg/kg	NE	NE	NE	**34**	NS	< 1.49 U	< 0.543 U	**5.59**	< 0.520 U	**0.659**	NS	**3.95**	**12.6**	< 0.559 U	**10.8**	**1.80**	< 0.484 U	**2.21**
Chromium	mg/kg	NE	NE	NE	NE	NS	**21.0**	**28.0**	**98.2**	**17.4**	**32.3**	NS	**57.8 J**	**145 J**	**23.2**	**79.5**	**25.0**	**12.4**	**50.5**
Copper	mg/kg	NE	NE	NE	**2500**	NS	**19.6**	**25.6**	**566**	**16.0 J**	**39.9 J**	NS	**593 J-**	**520 J-**	**28.9 J**	**474 J**	**63.5 J**	**12.9 J**	**154 J**
Lead	mg/kg	NE	NE	NE	**400**	NS	**7.00 J**	**47.5 J**	**4320 J**	**21.8 J**	**84.0 J**	NS	**1450**	**1770**	**64.3 J**	**877 J**	**175 J**	**15.7 J**	**867 J**
Mercury	mg/kg	NE	NE	NE	20	NS	**0.137**	**0.0732**	**0.976**	**0.154 J**	**0.0952 J**	NS	**0.558 J**	**1.92 J**	**0.123 J**	**3.20 J**	**0.226 J**	< 0.0298 UJ	**0.771 J**
Nickel	mg/kg	NE	NE	NE	**1400**	NS	**12.2 J**	**14.2 J**	**265 J**	**8.94 J**	**19.0 J**	NS	**51.1 J**	**97.9 J**	**14.8 J**	**124 J**	**20.3 J**	**9.82 J**	**37.0 J**
Selenium	mg/kg	NE	NE	NE	340	NS	< 4.47 U	< 1.63 U	< 1.93 U	< 1.56 U	< 1.55 U	NS	< 1.91 U	< 2.37 U	< 1.68 U	< 2.40 U	< 1.66 U	< 1.45 U	< 2.04 U
Silver	mg/kg	NE	NE	NE	340	NS	< 4.47 U	< 1.63 U	< 1.93 U	< 1.56 U	< 1.55 U	NS	< 4.96 U	< 6.05 U	< 1.68 U	< 12.0 U	< 1.66 U	< 1.45 U	< 2.04 U
Thallium	mg/kg	NE	NE	NE	**5.4**	NS	< 8.93 U	< 3.26 U	< 3.86 U	< 3.12 U	< 3.11 U	NS	< 3.82 U	< 3.02 U	< 3.35 U	< 4.80 U	< 3.32 U	< 2.90 U	< 4.09 U
Vanadium	mg/kg	NE	NE	NE	**470**	NS	**20.5**	**30.0**	**123**	**20.4**	**27.6**	NS	**42.8**	**45.2**	**24.2**	**60.6**	**24.2**	**14.0**	**34.2**
Zinc	mg/kg	NE	NE	NE	**20000**	NS	**9.13**	**63.2**	**2340**	**34.6 J**	**111 J**	NS	**3170 JEB**	**1600 JEB**	**117 J**	**18400 J**	**233 J**	**26.6 J**	**1140 J**
Metals-SPLP																			
Antimony	ug/l	**6**	60	NE	NE	NS	NS	NS	NS	NS	NS	NS	NS	NS	NS	NS	NS	NS	NS
Arsenic	ug/l	50	500	NE	NE	NS	NS	NS	NS	NS	NS	NS	NS	NS	NS	NS	NS	NS	NS
Barium	ug/l	1000	10000	NE	NE	NS	NS	NS	NS	NS	NS	NS	NS	NS	NS	NS	NS	NS	NS
Cadmium	ug/l	**5**	**50**	NE	NE	NS	NS	NS	NS	NS	NS	NS	NS	NS	NS	NS	NS	NS	NS
Chromium	ug/l	50	500	NE	NE	NS	NS	NS	NS	NS	NS	NS	NS	NS	NS	NS	NS	NS	NS
Copper	ug/l	1300	13000	NE	NE	NS	NS	NS	NS	NS	NS	NS	NS	NS	NS	NS	NS	NS	NS
Lead	ug/l	**15**	**150**	NE	NE	NS	NS	NS	NS	NS	NS	NS	NS	NS	NS	NS	NS	NS	< 15.0 U
Nickel	ug/l	100	1000	NE	NE	NS	NS	NS	NS	NS	NS	NS	NS	NS	NS	NS	NS	NS	NS
Vanadium	ug/l	50	500	NE	NE	NS	NS	NS	NS	NS	NS	NS	NS	NS	NS	NS	NS	NS	NS
Zinc	ug/l	5000	50000	NE	NE	NS	NS	NS	NS	NS	NS	NS	NS	NS	NS	NS	NS	NS	NS
Cyanide																			
Cyanide	mg/kg	NE	NE	NE	1400	NS	NS	NS	NS	NS	NS	NS	**1.95 J-**	NS	NS	NS	NS	NS	NS
PCBs																			
Aroclor 1242	ug/kg	NE	NE	NE	NE	< 26.8 U	< 60.1 U	< 20.9 U	< 51900 U	< 21.6 U	< 20.9 U	NS	**1790000**	**344000**	< 20.7 U	< 31600 U	< 22.3 U	< 20.3 U	< 26.6 U
Aroclor 1248	ug/kg	NE	NE	NE	NE	**225**	**1420**	**314**	**1150000**	< 21.6 U	**39300**	NS	< 12900 U	< 22.0 U	< 20.7 U	**1890000**	**102000**	**16000 PE**	**96900**
Aroclor 1254	ug/kg	NE	NE	NE	NE	< 26.8 U	< 60.1 U	< 20.9 U	< 51900 U	< 21.6 U	< 20.9 U	NS	< 12900 U	< 22.0 U	< 20.7 U	< 31600 U	< 22.3 U	< 20.3 U	< 26.6 U
Aroclor 1260	ug/kg	NE	NE	NE	NE	< 26.8 U	< 60.1 U	< 20.9 U	< 51900 U	< 21.6 U	**736**	NS	**18100**	**1700**	< 20.7 U	< 31600 U	**621**	**390**	**1250**
Aroclor 1262	ug/kg	NE	NE	NE	NE	< 26.8 U	< 60.1 U	< 20.9 U	< 51900 U	< 21.6 U	< 20.9 U	NS	< 12900 U	< 22.0 U	< 20.7 U	< 31600 U	< 22.3 U	< 20.3 U	< 26.6 U
Total PCB Aroclors	ug/kg	**NE**	NE	NE	**1000**	**225**	**1420**	**314**	**1150000**	< 21.6 U	**40036**	NS	**1810000**	**345700**	< 20.7 U	**1890000**	**102621**	**16200**	**98150**
PCBs-SPLP																			
Aroclor 1242	ug/l	NE	NE	NE	NE	NS	NS	NS	NS	NS	NS	NS	NS	NS	NS	NS	NS	NS	NS
Aroclor 1248	ug/l	NE	NE	NE	NE	NS	NS	NS	NS	NS	NS	NS	NS	NS	NS	NS	NS	NS	NS
Aroclor 1260	ug/l	NE	NE	NE	NE	NS	NS	NS	NS	NS	NS	NS	NS	NS	NS	NS	NS	NS	NS
Total PCB Aroclors	ug/l	**0.5**	**5**	NE	NE	NS	NS	NS	NS	NS	NS	NS	NS	NS	NS	NS	NS	NS	NS
Pesticides																			
4,4-DDD (p,p)	ug/kg	NE	NE	NE	NE	< 10.7 U	NS	NS	NS	NS	NS	< 9.63 U	NS	NS	NS	NS	NS	NS	NS
4,4-DDE (p,p)	ug/kg	NE	NE	NE	NE	**10.0**	NS	NS	NS	NS	NS	< 6.02 U	NS	NS	NS	NS	NS	NS	NS
4,4-DDT (p,p)	ug/kg	NE	NE	NE	1800	< 10.7 U	NS	NS	NS	NS	NS	< 9.63 U	NS	NS	NS	NS	NS	NS	NS
alpha-Chlordane	ug/kg	NE	NE	NE	NE	**24.1 J**	NS	NS	NS	NS	NS	< 6.02 U	NS	NS	NS	NS	NS	NS	NS
Chlordane	ug/kg	NE	NE	NE	**490**	**151**	NS	NS	NS	NS	NS	< 24.1 U	NS	NS	NS	NS	NS	NS	NS
Endrin	ug/kg	NE	NE	NE	20000	< 10.7 U	NS	NS	NS	NS	NS	< 9.63 U	NS	NS	NS	NS	NS	NS	NS
gamma-Chlordane	ug/kg	NE	NE	NE	NE	**18.6**	NS	NS	NS	NS	NS	< 6.02 U	NS	NS	NS	NS	NS	NS	NS
Methoxychlor	ug/kg	800	8000	NE	340000	< 10.7 U	NS	NS	NS	NS	NS	< 9.63 U	NS	NS	NS	NS	NS	NS	NS
Total DDx	ug/kg	***3***	***20***	NE	1800	**10**	NS	NS	NS	NS	NS	< 9.63	NS	NS	NS	NS	NS	NS	NS
Pesticides-SPLP																			
Chlordane	ug/l	NE	NE	**3**	NE	NS	NS	NS	NS	NS	NS	NS	NS	NS	NS	NS	NS	NS	NS
Herbicides																			
Total Herbicides	ug/kg	NE	NE	NE	NE	NS	NS	NS	NS	NS	NS	< 7.84 U	NS	NS	NS	NS	NS	NS	NS

Notes:
This is a summary table. Only detected analytes are shown.
<0.010 = Not detected above the laboratory reporting limit
Bold = Detected above reporting limit
Yellow highlighted cells exceed the 2013 GA PMC
Green highlighted cells exceed the 2013 GB PMC
Blue highlighted cells exceed the 2013 RES DEC
RES DEC = Residential Direct Exposure Criteria
GA PMC = Pollutant Mobility Criteria for GA classified groundwater areas
GB PMC = Pollutant Mobility Criteria for GB classified groundwater areas
GWPC = Groundwater Protection Criteria
Italicized criteria indicate that criteria value is from CTDEEP Recommended Criteria Values for Common Additional Polluting Substances and Alternative Criteria Requests (September 2018)
NE = Criteria has not been established
NS = Not sampled for this constituent
ug/kg = micrograms per kilogram
ug/l = micrograms per liter
mg/kg = milligrams per kilogram
U = The analyte was not detected above the detection limit
J+ = Result may be biased high
J-= Result may be biased low
J = Result is considered estimated
UJ = The analyte was not detected at a level greater than or equal to the adjusted DL. However, the reported adjusted DL is approximate and may be inaccurate or imprecise.

Table 2
AOC 1 Non-PCB Soil Analytical Data
EC Application

Location ID Depth Interval Sample ID Sample Date SDG	Unit	2013 GA PMC	2013 GB PMC	GWPC x 10	2013 RES DEC	Z18-SB382 3 - 4 ft -SB382 (3-4)-062512 6/25/2012 SB51792	Z18-SB382 6 - 7 ft -SB382 (6-7)-062512 6/25/2012 SB51792	Z18-SB382 8 - 9 ft -SB382 (8-9)-062512 6/25/2012 SB51792	Z8-SS316 0 - 0.25 ft Z8SS316 0-3-082311 8/23/2011 SB34022	
CTETPH										
Aliphatic Hydrocarbons (ETPH) C9-C36	mg/kg	**500**	**2500**	NE	**500**	NS	< 29.8 U	NS	NS	**192**
Total Petroleum Hydrocarbons	mg/kg	**500**	**2500**	NE	**500**	NS	< 29.8 U	NS	NS	**169**
Unidentified	mg/kg	NE	NE	NE	NE	NS	< 29.8 U	NS	NS	**175**
CTETPH-SPLP										
Aliphatic Hydrocarbons (ETPH) C9-C36	mg/l	NE	NE	2.5	NE	NS	NS	NS	NS	**1**
Total Petroleum Hydrocarbons	mg/l	NE	NE	NE	NE	NS	NS	NS	NS	**1**
Unidentified	mg/l	NE	NE	NE	NE	NS	NS	NS	NS	**1**
VOCs										
1,1,1-Trichloroethane	ug/kg	4000	40000	NE	500000	NS	NS	NS	NS	**2**
1,1-Dichloroethane	ug/kg	**1400**	14000	NE	500000	NS	NS	NS	NS	**6**
1,2,4-Trichlorobenzene	ug/kg	NE	NE	NE	21000	NS	NS	NS	NS	**3**
1,2,4-Trimethylbenzene	ug/kg	NE	NE	NE	500000	NS	NS	NS	NS	40
1,2-Dichlorobenzene	ug/kg	3100	3100	NE	500000	NS	NS	NS	NS	**17**
1,2-Dichloroethane	ug/kg	**20**	200	NE	6700	NS	NS	NS	NS	**1**
1,3,5-Trimethylbenzene	ug/kg	NE	NE	NE	500000	NS	NS	NS	NS	30
1,3-Dichlorobenzene	ug/kg	12000	120000	NE	500000	NS	NS	NS	NS	**5**
1,4-Dichlorobenzene	ug/kg	1500	15000	NE	26000	NS	NS	NS	NS	**9**
2-Butanone (MEK)	ug/kg	8000	80000	NE	500000	NS	NS	NS	NS	**1**
Acetone	ug/kg	14000	140000	NE	500000	NS	NS	NS	NS	**7**
Benzene	ug/kg	**20**	**200**	NE	21000	NS	NS	NS	NS	**13**
Chlorobenzene	ug/kg	2000	20000	NE	500000	NS	NS	NS	NS	**9**
Chloroethane	ug/kg	NE	NE	NE	130000	NS	NS	NS	NS	**1**
cis-1,2-Dichloroethylene	ug/kg	**1400**	**14000**	NE	500000	NS	NS	NS	NS	**34**
Ethyl ether	ug/kg	NE	NE	NE	NE	NS	NS	NS	NS	**1**
Ethylbenzene	ug/kg	**10100**	**10100**	NE	500000	NS	NS	NS	NS	**39**
Isopropylbenzene	ug/kg	NE	NE	NE	500000	NS	NS	NS	NS	**15**
m,p-Xylenes	ug/kg	NE	**19500**	NE	NE	NS	NS	NS	NS	**39**
Methyl Isobutyl Ketone	ug/kg	7000	14000	NE	500000	NS	NS	NS	NS	**1**
Naphthalene	ug/kg	**5600**	56000	NE	1000000	NS	NS	NS	NS	**39**
n-Butylbenzene	ug/kg	NE	NE	NE	500000	NS	NS	NS	NS	**22**
n-Propylbenzene	ug/kg	NE	NE	NE	500000	NS	NS	NS	NS	**23**
o-Xylene	ug/kg	NE	**19500**	NE	NE	NS	NS	NS	NS	**34**
p-Isopropyltoluene	ug/kg	NE	NE	NE	500000	NS	NS	NS	NS	30
sec-Butylbenzene	ug/kg	NE	NE	NE	500000	NS	NS	NS	NS	**21**
Styrene	ug/kg	2000	20000	NE	500000	NS	NS	NS	NS	**2**
tert-butylbenzene	ug/kg	NE	NE	NE	500000	NS	NS	NS	NS	**7**
Tetrachloroethylene	ug/kg	**100**	1000	NE	12000	NS	NS	NS	NS	10
Toluene	ug/kg	20000	67000	NE	500000	NS	NS	NS	NS	**39**
Total Xylenes	ug/kg	**19500**	**19500**	NE	NE	NS	NS	NS	NS	**39**
trans-1,2-Dichloroethylene	ug/kg	**2000**	20000	NE	500000	NS	NS	NS	NS	**22**
Trichloroethene	ug/kg	**100**	**1000**	NE	56000	NS	NS	NS	NS	**35**
Vinyl chloride	ug/kg	**40**	**400**	NE	**320**	NS	NS	NS	NS	10
VOCs-SPLP										
Total VOC-SPLP	ug/l	NE	NE	NE	NE	NS	NS	NS	NS	0
SVOC-SIMs										
Benzo(a)pyrene	ug/kg	1000	1000	NE	1000	NS	NS	NS	NS	**1**
Benzo(b)fluoranthene	ug/kg	1000	1000	NE	1000	NS	NS	NS	NS	**2**
Fluoranthene	ug/kg	5600	56000	NE	1000000	NS	NS	NS	NS	**1**
Pyrene	ug/kg	4000	40000	NE	1000000	NS	NS	NS	NS	**1**
SVOCs										
1-Methylnaphthalene	ug/kg	*200*	*1000*	NE	*21000*	NS	< 187 U	NS	NS	**4**
2-Methylnaphthalene	ug/kg	*560*	*5600*	NE	*270000*	NS	< 187 U	NS	NS	**7**
Acenaphthene	ug/kg	*8400*	*84000*	NE	*1000000*	NS	< 187 U	NS	NS	**8**
Acenaphthylene	ug/kg	8400	84000	NE	1000000	NS	< 187 U	NS	NS	**1**
Anthracene	ug/kg	40000	400000	NE	1000000	NS	< 187 U	NS	NS	**15**
Benzo(a)anthracene	ug/kg	**1000**	**1000**	NE	**1000**	NS	< 187 U	NS	NS	**49**
Benzo(a)pyrene	ug/kg	**1000**	**1000**	NE	**1000**	NS	< 187 U	NS	NS	**49**
Benzo(b)fluoranthene	ug/kg	**1000**	**1000**	NE	**1000**	NS	< 187 U	NS	NS	**46**
Benzo(g,h,i)perylene	ug/kg	*1000*	*1000*	NE	*8400*	NS	< 187 U	NS	NS	**23**
Benzo(k)fluoranthene	ug/kg	**1000**	**1000**	NE	**8400**	NS	< 187 U	NS	NS	**37**
Bis(2-ethylhexyl)phthalate	ug/kg	**1000**	11000	NE	44000	NS	NS	NS	NS	**2**
Chrysene	ug/kg	*1000*	*1000*	NE	*84000*	NS	< 187 U	NS	NS	**45**
Dibenzo(a,h)anthracene	ug/kg	*1000*	*1000*	NE	***1000***	NS	< 187 U	NS	NS	**4**
Fluoranthene	ug/kg	**5600**	56000	NE	1000000	NS	< 187 U	NS	NS	**79**
Fluorene	ug/kg	**5600**	56000	NE	1000000	NS	< 187 U	NS	NS	**8**
Indeno(1,2,3-cd)pyrene	ug/kg	*1000*	*1000*	NE	***1000***	NS	< 187 U	NS	NS	**23**
Naphthalene	ug/kg	**5600**	56000	NE	1000000	NS	< 187 U	NS	NS	30
Phenanthrene	ug/kg	**4000**	40000	NE	1000000	NS	< 187 U	NS	NS	**62**
Pyrene	ug/kg	**4000**	40000	NE	1000000	NS	< 187 U	NS	NS	**79**
SVOCs-SPLP										
1-Methylnaphthalene	ug/l	NE	NE	*50*	NE	NS	NS	NS	NS	**2**
2-Methylnaphthalene	ug/l	NE	NE	*280*	NE	NS	NS	NS	NS	**1**
Acenaphthene	ug/l	NE	NE	*4200*	NE	NS	NS	NS	NS	**3**
Anthracene	ug/l	NE	NE	20000	NE	NS	NS	NS	NS	**1**
Benzo(a)anthracene	ug/l	NE	NE	0.6	NE	NS	NS	NS	NS	**3**
Fluoranthene	ug/l	NE	NE	2800	NE	NS	NS	NS	NS	**1**
Fluorene	ug/l	NE	NE	2800	NE	NS	NS	NS	NS	**3**
Naphthalene	ug/l	NE	NE	2800	NE	NS	NS	NS	NS	**1**
Phenanthrene	ug/l	NE	NE	2000	NE	NS	NS	NS	NS	**6**
Pyrene	ug/l	NE	NE	2000	NE	NS	NS	NS	NS	**1**

Table 2
AOC 1 Non-PCB Soil Analytical Data
EC Application

Location ID Depth Interval Sample ID Sample Date SDG	Unit	2013 GA PMC	2013 GB PMC	GWPC x 10	2013 RES DEC	Z18-SB382 3 - 4 ft -SB382 (3-4)-062512 6/25/2012 SB51792	Z18-SB382 6 - 7 ft -SB382 (6-7)-062512 6/25/2012 SB51792	Z18-SB382 8 - 9 ft -SB382 (8-9)-062512 6/25/2012 SB51792	Z8-SS316 0 - 0.25 ft Z8SS316 0-3-082311 8/23/2011 SB34022	
Metals										
Antimony	mg/kg	NE	NE	NE	**27**	< 5.16 UJ	< 5.33 UJ	< 5.22 UJ	NS	**29**
Arsenic	mg/kg	NE	NE	NE	**10**	< 1.55 U	< 3.20 U	< 1.57 U	NS	**400**
Barium	mg/kg	NE	NE	NE	4700	**105**	**295**	**46.3**	NS	**453**
Beryllium	mg/kg	NE	NE	NE	**2**	**0.794**	**1.92**	< 0.522 U	NS	**172**
Cadmium	mg/kg	NE	NE	NE	**34**	< 0.516 U	< 0.533 U	< 0.522 U	NS	**222**
Chromium	mg/kg	NE	NE	NE	NE	**28.2**	**245**	**10.7**	NS	**498**
Copper	mg/kg	NE	NE	NE	**2500**	**14.2**	**28.4**	**11.1**	NS	**449**
Lead	mg/kg	NE	NE	NE	**400**	**20.7**	**15.2**	**13.1**	NS	**589**
Mercury	mg/kg	NE	NE	NE	20	**0.0417**	< 0.0338 U	< 0.0306 U	NS	**311**
Nickel	mg/kg	NE	NE	NE	**1400**	**15.3**	**263**	**11.0**	NS	**452**
Selenium	mg/kg	NE	NE	NE	340	< 1.55 U	< 1.60 U	< 1.57 U	NS	**3**
Silver	mg/kg	NE	NE	NE	340	< 3.09 U	< 3.20 U	< 1.57 U	NS	**37**
Thallium	mg/kg	NE	NE	NE	**5.4**	< 3.09 U	< 6.40 U	< 3.13 U	NS	**5**
Vanadium	mg/kg	NE	NE	NE	**470**	**30.0**	**52.4**	**15.2**	NS	**444**
Zinc	mg/kg	NE	NE	NE	**20000**	**42.7**	**86.9**	**28.4**	NS	**444**
Metals-SPLP										
Antimony	ug/l	**6**	60	NE	NE	NS	NS	NS	NS	**1**
Arsenic	ug/l	50	500	NE	NE	NS	NS	NS	NS	**2**
Barium	ug/l	1000	10000	NE	NE	NS	NS	NS	NS	**14**
Cadmium	ug/l	**5**	**50**	NE	NE	NS	NS	NS	NS	**1**
Chromium	ug/l	50	500	NE	NE	NS	NS	NS	NS	**4**
Copper	ug/l	1300	13000	NE	NE	NS	NS	NS	NS	**8**
Lead	ug/l	**15**	**150**	NE	NE	NS	NS	NS	NS	**15**
Nickel	ug/l	100	1000	NE	NE	NS	NS	NS	NS	**1**
Vanadium	ug/l	50	500	NE	NE	NS	NS	NS	NS	**6**
Zinc	ug/l	5000	50000	NE	NE	NS	NS	NS	NS	**2**
Cyanide										
Cyanide	mg/kg	NE	NE	NE	1400	NS	NS	NS	NS	**7**
PCBs										
Aroclor 1242	ug/kg	NE	NE	NE	NE	< 21.5 U	< 21.7 U	NS	< 26.3 U	**57**
Aroclor 1248	ug/kg	NE	NE	NE	NE	< 21.5 U	**44.6**	NS	< 26.3 U	**383**
Aroclor 1254	ug/kg	NE	NE	NE	NE	< 21.5 U	< 21.7 U	NS	< 26.3 U	**31**
Aroclor 1260	ug/kg	NE	NE	NE	NE	< 21.5 U	< 21.7 U	NS	< 26.3 U	**192**
Aroclor 1262	ug/kg	NE	NE	NE	NE	< 21.5 U	< 21.7 U	NS	< 26.3 U	**2**
Total PCB Aroclors	ug/kg	**NE**	NE	NE	**1000**	< 21.5 U	**44.6**	NS	< 26.3 U	**475**
PCBs-SPLP										
Aroclor 1242	ug/l	NE	NE	NE	NE	NS	NS	NS	NS	**2**
Aroclor 1248	ug/l	NE	NE	NE	NE	NS	NS	NS	NS	**9**
Aroclor 1260	ug/l	NE	NE	NE	NE	NS	NS	NS	NS	**1**
Total PCB Aroclors	ug/l	**0.5**	**5**	NE	NE	NS	NS	NS	NS	**11**
Pesticides										
4,4-DDD (p,p)	ug/kg	NE	NE	NE	NE	NS	NS	NS	< 11.1 U	**8**
4,4-DDE (p,p)	ug/kg	NE	NE	NE	NE	NS	NS	NS	< 6.91 U	**32**
4,4-DDT (p,p)	ug/kg	NE	NE	NE	1800	NS	NS	NS	< 11.1 U	**6**
alpha-Chlordane	ug/kg	NE	NE	NE	NE	NS	NS	NS	**27.1 J**	**63**
Chlordane	ug/kg	NE	NE	NE	**490**	NS	NS	NS	**69.3**	**64**
Endrin	ug/kg	NE	NE	NE	20000	NS	NS	NS	< 11.1 U	**1**
gamma-Chlordane	ug/kg	NE	NE	NE	NE	NS	NS	NS	**17.1**	**61**
Methoxychlor	ug/kg	800	8000	NE	340000	NS	NS	NS	< 11.1 U	**3**
Total DDx	ug/kg	***3***	***20***	NE	1800	NS	NS	NS	< 6.91	**34**
Pesticides-SPLP										
Chlordane	ug/l	NE	NE	**3**	NE	NS	NS	NS	NS	**2**
Herbicides										
Total Herbicides	ug/kg	NE	NE	NE	NE	NS	NS	NS	NS	0

Notes:
This is a summary table. Only detected analytes are shown.
<0.010 = Not detected above the laboratory reporting limit
Bold = Detected above reporting limit
Yellow highlighted cells exceed the 2013 GA PMC
Green highlighted cells exceed the 2013 GB PMC
Blue highlighted cells exceed the 2013 RES DEC
RES DEC = Residential Direct Exposure Criteria
GA PMC = Pollutant Mobility Criteria for GA classified groundwater areas
GB PMC = Pollutant Mobility Criteria for GB classified groundwater areas
GWPC = Groundwater Protection Criteria
Italicized criteria indicate that criteria value is from CTDEEP Recommended Criteria Values for Common Additional Polluting Substances and Alternative Criteria Requests (September 2018)
NE = Criteria has not been established
NS = Not sampled for this constituent
ug/kg = micrograms per kilogram
ug/l = micrograms per liter
mg/kg = milligrams per kilogram
U = The analyte was not detected above the detection limit
J+ = Result may be biased high
J-= Result may be biased low
J = Result is considered estimated
UJ = The analyte was not detected at a level greater than or equal to the adjusted DL. However, the reported adjusted DL is approximate and may be inaccurate or imprecise.

Table 3
Groundwater Analytical Data
February 2013 through November 2020

Location ID Sample ID Sample Date SDG	GWPC	SWPC	MW-28 MW-28-021313-1 2/13/2013 SB64486	MW-28 MW-28-051413-1 5/14/2013 SB69540	MW-28 MW-28-08192013-1 8/19/2013 SB75322	MW-28 MW-28-11122013-1 11/12/2013 SB80164	MW-28 MW-28-04162014-1 4/16/2014 SB87783	MW-28 MW-28-090214-1 9/2/2014 SB95674	MW-28 MW-28-092214-1 9/22/2014 14090840	MW-28 MW-28-121614-1 12/16/2014 SC01285	MW-28 MW-28-071415-1 7/14/2015 GBJ46776	MW-28 MW-28-102915 10/29/2015 GBK15889	MW-28 MW-28-011416 1/14/2016 16010233	MW-28 MW-28-041316 4/13/2016 16040311	MW-28 MW-28-082316 8/23/2016 GBN96755	MW-28 MW-28-122216-1 12/22/2016 16L1122
CT ETPH (mg/l)																
Aliphatic Hydrocarbons (ETPH) C9-C36	0.25	0.25	< 0.2	< 0.2	< 0.2	< 0.2	< 0.2	NA	NA	NA	< 0.070	NA	NA	NA	NA	NA
Total Petroleum Hydrocarbons	0.25	0.25	< 0.2	< 0.2	< 0.2	< 0.2	< 0.2	NA	NA	NA	NA	NA	NA	NA	NA	NA
Unidentified	NE	NE	< 0.2	< 0.2	< 0.2	< 0.2	< 0.2	NA	NA	NA	NA	NA	NA	NA	NA	NA
VOCs (ug/l)																
1,2,4-Trimethylbenzene	5	49	< 1.00	< 1.00	< 1.00	< 1.00	< 1.00	NA	NA	NA	< 1.0	NA	NA	NA	NA	NA
Acetone	700	10000	< 10.0	< 10.0	< 10.0	< 10.0	< 10.0	NA	NA	NA	< 25	NA	NA	NA	NA	NA
Chloroform	6	14100	< 1.00	< 1.00	< 1.00	< 1.00	< 1.00	NA	NA	NA	< 1.0	NA	NA	NA	NA	NA
Chloromethane	18	10000	< 2.00	< 2.00	< 2.00	< 2.00	< 2.00	NA	NA	NA	< 1.0	NA	NA	NA	NA	NA
Methyl Tert Butyl Ether (MTBE)	70	10000	< 1.00	< 1.00	< 1.00	< 1.00	< 1.00	NA	NA	NA	< 1.0	NA	NA	NA	NA	NA
Naphthalene	280	210	< 1.00	< 1.00	< 1.00	< 1.00	< 1.00	NA	NA	NA	< 1.0	NA	NA	NA	NA	NA
p-Isopropyltoluene	25	200	< 1.00	< 1.00	< 1.00	< 1.00	< 1.00	NA	NA	NA	< 1.0	NA	NA	NA	NA	NA
Tetrachloroethylene	5	88	< 1.00	< 1.00	< 1.00	< 1.00	< 1.00	NA	NA	NA	< 1.0	NA	NA	NA	NA	NA
Tetrahydrofuran	4	9600	< 2.00	< 2.00	< 2.00	< 2.00	< 2.00	NA	NA	NA	< 2.5	NA	NA	NA	NA	NA
Toluene	1000	4000000	< 1.00	< 1.00	< 1.00	< 1.00	< 1.00	NA	NA	NA	< 1.0	NA	NA	NA	NA	NA
Trichloroethene	5	2340	< 1.00	< 1.00	< 1.00	< 1.00	< 1.00	NA	NA	NA	< 1.0	NA	NA	NA	NA	NA
SVOCs (ug/l)																
2-Methylnaphthalene	28	62	NA	NA	NA	NA	NA	NA	NA	NA	< 0.10	< 0.05	< 0.05	< 0.05	< 0.05	< 0.05
Acenaphthene	420	150	NA	NA	NA	NA	NA	NA	NA	NA	< 0.10	< 0.05	< 0.05	< 0.05	< 0.05	< 0.05
Acenaphthylene	420	0.3	NA	NA	NA	NA	NA	NA	NA	NA	< 0.10	< 0.05	< 0.05	< 0.05	< 0.05	< 0.05
Anthracene	2000	1100000	NA	NA	NA	NA	NA	NA	NA	NA	< 0.10	< 0.05	< 0.05	< 0.05	< 0.05	< 0.05
Benzo(a)anthracene	0.06	0.3	NA	NA	NA	NA	NA	NA	NA	NA	< 0.02	< 0.05	< 0.05	< 0.05	< 0.05	< 0.05
Benzo(a)pyrene	0.2	0.3	NA	NA	NA	NA	NA	NA	NA	NA	< 0.02	< 0.05	< 0.05	< 0.05	< 0.05	< 0.05
Benzo(b)fluoranthene	0.08	0.3	NA	NA	NA	NA	NA	NA	NA	NA	< 0.02	< 0.05	< 0.05	< 0.05	< 0.05	< 0.05
Benzo(g,h,i)perylene	0.48	150	NA	NA	NA	NA	NA	NA	NA	NA	< 0.10	< 0.05	< 0.05	< 0.05	< 0.05	< 0.05
Benzo(k)fluoranthene	0.5	0.3	NA	NA	NA	NA	NA	NA	NA	NA	< 0.02	< 0.05	< 0.05	< 0.05	< 0.05	< 0.05
Chrysene	4.8	0.54	NA	NA	NA	NA	NA	NA	NA	NA	< 0.02	< 0.05	< 0.05	< 0.05	< 0.05	< 0.05
Dibenzo(a,h)anthracene	0.1	0.3	NA	NA	NA	NA	NA	NA	NA	NA	< 0.01	< 0.01	< 0.01	< 0.01	< 0.01	< 0.01
Fluoranthene	280	3700	NA	NA	NA	NA	NA	NA	NA	NA	< 0.10	< 0.05	< 0.05	< 0.05	< 0.05	< 0.05
Fluorene	280	140000	NA	NA	NA	NA	NA	NA	NA	NA	< 0.10	< 0.05	< 0.05	< 0.05	< 0.05	< 0.05
Indeno(1,2,3-cd)pyrene	0.1	0.54	NA	NA	NA	NA	NA	NA	NA	NA	< 0.02	< 0.05	< 0.05	< 0.05	< 0.05	< 0.05
Naphthalene	280	210	NA	NA	NA	NA	NA	NA	NA	NA	< 0.10	< 0.10	< 0.10	< 0.11	< 0.11	< 0.10
Phenanthrene	200	0.077	NA	NA	NA	NA	NA	NA	NA	NA	< 0.07	< 0.05	< 0.05	< 0.05	< 0.05	< 0.05
Pyrene	200	110000	NA	NA	NA	NA	NA	NA	NA	NA	< 0.10	< 0.05	< 0.05	< 0.05	< 0.05	< 0.05
SVOC-SIMs (ug/l)																
1-Methylnaphthalene	5	61	< 0.050	< 0.050	< 0.050	< 0.050	< 0.050	< 0.050	NA	< 0.050	NA	NA	NA	NA	NA	NA
2-Methylnaphthalene	28	62	< 0.050	< 0.050	< 0.050	< 0.050	< 0.050	< 0.050	NA	< 0.050	NA	NA	NA	NA	NA	NA
Acenaphthene	420	150	< 0.050	< 0.050	< 0.050	< 0.050	< 0.050	< 0.050	NA	< 0.050	NA	NA	NA	NA	NA	NA
Acenaphthylene	420	0.3	< 0.050	< 0.050	< 0.050	< 0.050	< 0.050	< 0.050	NA	< 0.050	NA	NA	NA	NA	NA	NA
Anthracene	2000	1100000	< 0.050	< 0.050	< 0.050	< 0.050	< 0.050	< 0.050	NA	< 0.050	NA	NA	NA	NA	NA	NA
Benzo(a)anthracene	0.06	0.3	< 0.050	< 0.050	< 0.050	< 0.050	< 0.050	< 0.050	NA	< 0.050	NA	NA	NA	NA	NA	NA
Benzo(a)pyrene	0.2	0.3	< 0.050	< 0.050	< 0.050	< 0.050	< 0.050	< 0.050	NA	< 0.050	NA	NA	NA	NA	NA	NA
Benzo(b)fluoranthene	0.08	0.3	< 0.050	< 0.050	< 0.050	< 0.050	< 0.050	< 0.050	NA	< 0.050	NA	NA	NA	NA	NA	NA
Benzo(g,h,i)perylene	0.48	150	< 0.050	< 0.050	< 0.050	< 0.050	< 0.050	< 0.050	NA	< 0.050	NA	NA	NA	NA	NA	NA
Benzo(k)fluoranthene	0.5	0.3	< 0.050	< 0.050	< 0.050	< 0.050	< 0.050	< 0.050	NA	< 0.050	NA	NA	NA	NA	NA	NA
Chrysene	4.8	0.54	< 0.050	< 0.050	< 0.050	< 0.050	< 0.050	< 0.050	NA	< 0.050	NA	NA	NA	NA	NA	NA
Dibenzo(a,h)anthracene	0.1	0.3	< 0.050	< 0.050	< 0.050	< 0.050	< 0.050	< 0.050	NA	< 0.050	NA	NA	NA	NA	NA	NA
Fluoranthene	280	3700	< 0.050	< 0.050	< 0.050	< 0.050	< 0.050	< 0.050	NA	< 0.050	NA	NA	NA	NA	NA	NA
Fluorene	280	140000	< 0.050	< 0.050	< 0.050	< 0.050	< 0.050	< 0.050	NA	< 0.050	NA	NA	NA	NA	NA	NA
Indeno(1,2,3-cd)pyrene	0.1	0.54	< 0.050	< 0.050	< 0.050	< 0.050	< 0.050	< 0.050	NA	< 0.050	NA	NA	NA	NA	NA	NA
Naphthalene	280	210	< 0.050	< 0.050	< 0.050	< 0.050	< 0.050	< 0.050	NA	< 0.050	NA	NA	NA	NA	NA	NA
Phenanthrene	200	0.077	< 0.050	< 0.050	< 0.050	< 0.050	< 0.050	< 0.050	NA	< 0.050	NA	NA	NA	NA	NA	NA
Pyrene	200	110000	< 0.050	< 0.050	< 0.050	< 0.050	< 0.050	< 0.050	NA	< 0.050	NA	NA	NA	NA	NA	NA
Total Metals (mg/l)																
Antimony	0.006	86	< 0.0060	< 0.0060	< 0.0060	< 0.0060	< 0.0060	< 0.0060	NA	< 0.0060	< 0.005	< 0.005	< 0.005	< 0.005	< 0.005	< 0.005
Arsenic	0.05	0.004	< 0.0040	< 0.0040	< 0.0040	< 0.0040	< 0.0040	< 0.0040	NA	< 0.0040	0.006	< 0.004	< 0.004	< 0.004	0.006	< 0.004
Barium	1	2.2	0.0546	0.0424	0.0486	0.0460	0.0626	0.0539	NA	0.0673	0.064	0.060	0.080	0.079	0.062	0.080
Beryllium	0.004	0.004	< 0.0020	< 0.0020	< 0.0020	< 0.0020	< 0.0020	< 0.0020	NA	< 0.0020	< 0.001	< 0.001	< 0.001	< 0.001	< 0.001	< 0.001
Cadmium	0.005	0.006	< 0.0025	< 0.0025	< 0.0025	< 0.0025	< 0.0025	< 0.0025	NA	< 0.0025	< 0.001	< 0.001	< 0.001	< 0.001	< 0.001	< 0.001
Calcium	NE	NE	35.8	25.4	25.2	28.5	NA	NA	NA	NA	NA	NA	NA	NA	NA	NA
Chromium	0.05	NE	< 0.0050	< 0.0050	< 0.0050	< 0.0050	< 0.0050	< 0.0050	NA	< 0.0050	< 0.001	0.001	< 0.001	< 0.001	< 0.001	< 0.001
Cobalt	NE	NE	NA	NA	NA	NA	NA	NA	NA	NA	NA	NA	NA	NA	NA	NA
Copper	1.3	0.048	< 0.0050	< 0.0050	< 0.0050	< 0.0050	< 0.0050	< 0.0050	NA	< 0.0050	< 0.005	< 0.005	< 0.005	< 0.005	< 0.005	< 0.005
Iron	NE	10	1.48	0.633	6.10	10.5	NA	NA	NA	NA	NA	NA	NA	NA	NA	NA
Lead	0.015	0.013	< 0.0075	< 0.0075	< 0.0075	< 0.0075	< 0.0075	< 0.0075	NA	< 0.0075	< 0.002	0.003	0.005	< 0.002	< 0.002	< 0.002
Magnesium	NE	NE	12.3	8.90	9.03	10.2	NA	NA	NA	NA	NA	NA	NA	NA	NA	NA
Manganese	0.5	0.93	1.78	2.29	3.12	2.39	NA	NA	NA	NA	NA	NA	NA	NA	NA	NA
Mercury	0.002	0.0004	< 0.00020	< 0.00020	< 0.00020	< 0.00020	< 0.00020	< 0.00020	NA	< 0.00020	< 0.0002	< 0.0002	< 0.0002	< 0.0002	< 0.0002	< 0.0002
Nickel	0.1	0.88	< 0.0050	< 0.0050	< 0.0050	< 0.0050	< 0.0050	< 0.0050	NA	< 0.0050	< 0.001	< 0.001	0.004	< 0.001	< 0.001	< 0.001
Potassium	NE	NE	3.21	3.09	4.16	4.71	NA	NA	NA	NA	NA	NA	NA	NA	NA	NA
Selenium	0.05	0.05	< 0.0150	< 0.0150	< 0.0150	< 0.0150	< 0.0150	< 0.0150	NA	< 0.0150	< 0.010	< 0.010	< 0.010	< 0.010	< 0.010	< 0.010
Silver	0.036	0.012	< 0.0050	< 0.0050	< 0.0050	< 0.0050	< 0.0050	< 0.0050	NA	< 0.0050	< 0.001	< 0.001	< 0.001	< 0.001	< 0.001	< 0.001
Sodium	NE	NE	28.8	27.0	28.2	27.8	NA	NA	NA	NA	NA	NA	NA	NA	NA	NA
Thallium	0.005	0.063	< 0.0050	< 0.0050	< 0.0050	< 0.0050	< 0.0050	< 0.0050	NA	< 0.0050	< 0.001	< 0.001	< 0.001	< 0.001	< 0.001	< 0.001
Vanadium	0.05	0.27	< 0.0050	< 0.0050	< 0.0050	< 0.0050	< 0.0050	< 0.0050	NA	< 0.0050	< 0.002	< 0.002	< 0.002	< 0.002	< 0.002	< 0.002
Zinc	5	0.123	0.0696	0.0274	0.0798	0.0693	< 0.0470	0.0302	NA	< 0.0315	0.013	0.010	0.003	< 0.002	0.005	0.002

Table 3
Groundwater Analytical Data
February 2013 through November 2020

Location ID Sample ID Sample Date SDG	GWPC	SWPC	MW-28 MW-28-021313-1 2/13/2013 SB64486	MW-28 MW-28-051413-1 5/14/2013 SB69540	MW-28 MW-28-08192013-1 8/19/2013 SB75322	MW-28 MW-28-11122013-1 11/12/2013 SB80164	MW-28 MW-28-04162014-1 4/16/2014 SB87783	MW-28 MW-28-090214-1 9/2/2014 SB95674	MW-28 MW-28-092214-1 9/22/2014 14090840	MW-28 MW-28-121614-1 12/16/2014 SC01285	MW-28 MW-28-071415-1 7/14/2015 GBJ46776	MW-28 MW-28-102915 10/29/2015 GBK15889	MW-28 MW-28-011416 1/14/2016 16010233	MW-28 MW-28-041316 4/13/2016 16040311	MW-28 MW-28-082316 8/23/2016 GBN96755	MW-28 MW-28-122216-1 12/22/2016 16L1122
PCBs (ug/l)																
Aroclor 1016	NE	NE	NA	NA	NA	NA	NA	NA	NA	NA	NA	NA	NA	NA	NA	NA
Aroclor 1221	NE	NE	NA	NA	NA	NA	NA	NA	NA	NA	NA	NA	NA	NA	NA	NA
Aroclor 1232	NE	NE	NA	NA	NA	NA	NA	NA	NA	NA	NA	NA	NA	NA	NA	NA
Aroclor 1242	NE	NE	NA	NA	NA	NA	NA	NA	NA	NA	NA	NA	NA	NA	NA	NA
Aroclor 1248	NE	NE	NA	NA	NA	NA	NA	NA	NA	NA	NA	NA	NA	NA	NA	NA
Aroclor 1254	NE	NE	NA	NA	NA	NA	NA	NA	NA	NA	NA	NA	NA	NA	NA	NA
Aroclor 1260	NE	NE	NA	NA	NA	NA	NA	NA	NA	NA	NA	NA	NA	NA	NA	NA
Aroclor 1262	NE	NE	NA	NA	NA	NA	NA	NA	NA	NA	NA	NA	NA	NA	NA	NA
Aroclor 1268	NE	NE	NA	NA	NA	NA	NA	NA	NA	NA	NA	NA	NA	NA	NA	NA
Total PCB Aroclors	0.5	0.5	NA	NA	NA	NA	NA	NA	NA	NA	NA	NA	NA	NA	NA	NA
Pesticides (ug/l)																
Total Pesticides	NE	NE	NA	NA	NA	NA	NA	NA	NA	NA	NA	NA	NA	NA	NA	NA
Herbicides (ug/l)																
Total Herbicides	NE	NE	NA	NA	NA	NA	NA	NA	NA	NA	NA	NA	NA	NA	NA	NA
PCB Homologs (ug/l)																
Decachlorobiphenyl (PCB-209)	NE	NE	< 0.025	< 0.0253	< 0.025	< 0.025	< 0.025	NA	< 0.025	< 0.025	< 0.025	< 0.025	< 0.025	< 0.0278	< 0.025	< 0.0050
Dichlorobiphenyl	NE	NE	< 0.005	< 0.00505	< 0.005	< 0.005	< 0.005	NA	< 0.005	< 0.005	< 0.005	< 0.005	< 0.005	< 0.00556	< 0.005	< 0.0010
Heptachlorobiphenyl	NE	NE	< 0.015	< 0.0152	< 0.015	< 0.015	< 0.015	NA	< 0.015	< 0.015	< 0.015	< 0.015	< 0.015	< 0.0167	< 0.015	< 0.0030
Hexachlorobiphenyl	NE	NE	< 0.01	< 0.0101	< 0.01	< 0.01	< 0.01	NA	< 0.01	< 0.01	< 0.01	< 0.01	< 0.01	< 0.0111	< 0.01	< 0.0020
Monochlorobiphenyl	NE	NE	< 0.005	< 0.00505	< 0.005	< 0.005	< 0.005	NA	< 0.005	< 0.005	< 0.005	< 0.005	< 0.005	< 0.00556	< 0.005	< 0.0010
Nonachlorobiphenyl	NE	NE	< 0.025	< 0.0253	< 0.025	< 0.025	< 0.025	NA	< 0.025	< 0.025	< 0.025	< 0.025	< 0.025	< 0.0278	< 0.025	< 0.0050
Octachlorobiphenyl	NE	NE	< 0.015	< 0.0152	< 0.015	< 0.015	< 0.015	NA	< 0.015	< 0.015	< 0.015	< 0.015	< 0.015	< 0.0167	< 0.015	< 0.0030
Pentachlorobiphenyl	NE	NE	< 0.01	< 0.0101	< 0.01	< 0.01	< 0.01	NA	< 0.01	< 0.01	< 0.01	< 0.01	< 0.01	< 0.0111	< 0.01	< 0.0020
Tetrachlorobiphenyl	NE	NE	< 0.01	< 0.0101	< 0.01	< 0.01	< 0.01	NA	< 0.01	< 0.01	< 0.01	< 0.01	< 0.01	< 0.0111	< 0.01	< 0.0020
Trichlorobiphenyl	NE	NE	< 0.005	< 0.00505	< 0.005	< 0.005	< 0.005	NA	< 0.005	< 0.005	< 0.005	< 0.005	< 0.005	< 0.00556	< 0.005	< 0.0010
Total PCB Homologues	**0.5**	**0.5**	< 0.025	< 0.0253	< 0.025	< 0.025	< 0.025	NA	< 0.025	< 0.025	< 0.025	< 0.025	< 0.025	< 0.0278	< 0.025	< 0.0050

Notes:
This is a summary table. Only detected compounds are presented.
Bold = Detected above reporting limit
GWPC = Ground water protection criteria
SWPC = Surface water protection criteria
Orange highlighted cells exceed GWPC
Yellow highlighted cells exceed SWPC
Italicized criteria indicate that criteria value is from CTDEEP Recommended Criteria Values for Common Additional Polluting Substances and Alternative Criteria Requests (September 2018)
<0.01 = Not detected above the specified laboratory reporting limit
NE = Criteriion has not been established
NA = Not analyzed for specific constituent
ug/L = microgram per liter
mg/L = milligram per Liter
(1) 0.1 mg/l is the current recommended screening criteria and requires CTDEEP approval to implement. 0.25 mg/l is the proposed GWPC.
(2) 100 ug/l is the promulgated GWPC. 70 ug/l is the Drinking Water Action Level set by the Connecticut Department of Public Health.

Table 3
Groundwater Analytical Data
February 2013 through November 2020

Location ID Sample ID Sample Date SDG	GWPC	SWPC	MW-28 MW-28-20170411-1 4/11/2017 17D0505	MW-28 MW-28-081617-1 8/16/2017 17H0897	MW-28 MW-28-111517-1 11/15/2017 17K0912	MW-28 MW-28-030618-1 3/6/2018 18C0227	MW-28 MW-28-062918-1 6/29/2018 18G0022	MW-28 MW-28-092818-1 9/28/2018 18I1338	MW-28 MW-28-121018-1 12/10/2018 18L0420	MW-28 MW-28-041519-1 4/15/2019 19D0788	MW-28 MW-28-071519-1 7/15/2019 19G0662	MW-28 MW-28-102219-1 10/22/2019 19J1349	MW-28 MW-28-012020-1 1/20/2020 20A0896	MW-28 MW-28-040620-1 4/6/2020 20D0235	MW-28 MW-28-070820-1 7/8/2020 20G0356	MW-28 MW-28-110520-1 11/5/2020 20K0256
CT ETPH (mg/l)																
Aliphatic Hydrocarbons (ETPH) C9-C36	**0.25**	*0.25*	NA	NA	NA	NA	NA	NA	**0.076**	< 0.15	< 0.15	**0.16**	< 0.15	< 0.15	< 0.14	< 0.15
Total Petroleum Hydrocarbons	**0.25**	*0.25*	NA	NA	NA	NA	NA	NA	NA	NA	NA	NA	NA	NA	NA	NA
Unidentified	NE	NE	NA	NA	NA	NA	NA	NA	NA	NA	NA	NA	NA	NA	NA	NA
VOCs (ug/l)																
1,2,4-Trimethylbenzene	*5*	*49*	NA	NA	NA	NA	NA	NA	< 0.50	< 0.50	NA	NA	< 0.50	< 0.50	< 0.50	< 0.50
Acetone	700	*10000*	NA	NA	NA	NA	NA	NA	< 20	< 10	NA	NA	< 10	< 10	< 10	< 10
Chloroform	**6**	14100	NA	NA	NA	NA	NA	NA	< 0.50	< 0.50	NA	NA	< 0.50	< 0.50	< 0.50	< 0.50
Chloromethane	*18*	*10000*	NA	NA	NA	NA	NA	NA	< 2.0	< 0.60	NA	NA	< 1.0	< 1.0	< 0.60	< 0.60
Methyl Tert Butyl Ether (MTBE)	70	*10000*	NA	NA	NA	NA	NA	NA	< 0.50	< 0.50	NA	NA	< 0.50	< 0.50	< 0.50	< 0.50
Naphthalene	280	*210*	NA	NA	NA	NA	NA	NA	< 5.0	< 2.0	NA	NA	< 5.0	< 2.0	< 2.0	< 2.0
p-Isopropyltoluene	*25*	*200*	NA	NA	NA	NA	NA	NA	< 0.50	< 0.50	NA	NA	**0.85**	< 0.50	< 0.50	< 0.50
Tetrachloroethylene	5	88	NA	NA	NA	NA	NA	NA	< 1.0	< 1.0	NA	NA	< 1.0	< 1.0	< 1.0	< 1.0
Tetrahydrofuran	*4*	*9600*	NA	NA	NA	NA	NA	NA	< 10	< 10	NA	NA	< 10	< 10	< 10	< 10
Toluene	1000	4000000	NA	NA	NA	NA	NA	NA	< 1.0	< 1.0	NA	NA	< 1.0	< 1.0	< 1.0	< 1.0
Trichloroethene	5	2340	NA	NA	NA	NA	NA	NA	< 1.0	< 1.0	NA	NA	< 1.0	< 1.0	< 1.0	< 1.0
SVOCs (ug/l)																
2-Methylnaphthalene	*28*	*62*	< 0.05	NA	< 0.05	NA	< 0.05	< 0.05	< 1.1	< 1.0	< 1.0	< 0.98	< 1.0	< 0.96	< 0.95	< 1.0
Acenaphthene	*420*	*150*	< 0.05	NA	< 0.05	NA	< 0.05	< 0.05	< 0.32	< 0.30	< 0.30	< 0.29	< 0.30	< 0.29	< 0.28	< 0.30
Acenaphthylene	420	**0.3**	< 0.05	NA	< 0.05	NA	< 0.05	< 0.05	< 0.21	< 0.20	< 0.20	< 0.20	< 0.20	< 0.19	< 0.19	< 0.20
Anthracene	2000	1100000	< 0.05	NA	< 0.05	NA	< 0.05	< 0.05	< 0.21	< 0.20	< 0.20	< 0.20	< 0.20	< 0.19	< 0.19	< 0.20
Benzo(a)anthracene	**0.06**	**0.3**	< 0.05	NA	< 0.05	NA	< 0.05	< 0.05	< 0.053	< 0.050	< 0.050	< 0.049	< 0.051	< 0.048	< 0.047	< 0.050
Benzo(a)pyrene	**0.2**	**0.3**	< 0.05	NA	< 0.05	NA	< 0.05	< 0.05	< 0.11	< 0.10	< 0.10	< 0.098	< 0.10	< 0.096	< 0.095	< 0.10
Benzo(b)fluoranthene	**0.08**	**0.3**	< 0.05	NA	< 0.05	NA	< 0.05	< 0.05	< 0.053	< 0.050	< 0.050	< 0.049	< 0.051	< 0.048	< 0.047	< 0.050
Benzo(g,h,i)perylene	*0.48*	*150*	< 0.05	NA	< 0.05	NA	< 0.05	< 0.05	< 0.53	< 0.50	< 0.50	< 0.49	< 0.51	< 0.48	< 0.47	< 0.50
Benzo(k)fluoranthene	**0.5**	**0.3**	< 0.05	NA	< 0.05	NA	< 0.05	< 0.05	< 0.21	< 0.20	< 0.20	< 0.20	< 0.20	< 0.19	< 0.19	< 0.20
Chrysene	*4.8*	*0.54*	< 0.05	NA	< 0.05	NA	< 0.05	< 0.05	< 0.21	< 0.20	< 0.20	< 0.20	< 0.20	< 0.19	< 0.19	< 0.20
Dibenzo(a,h)anthracene	*0.1*	*0.3*	< 0.01	NA	< 0.01	NA	< 0.01	< 0.01	< 0.11	< 0.10	< 0.10	< 0.098	< 0.10	< 0.096	< 0.095	< 0.10
Fluoranthene	280	3700	< 0.05	NA	< 0.05	NA	< 0.05	< 0.05	< 0.53	< 0.50	< 0.50	< 0.49	< 0.51	< 0.48	< 0.47	< 0.50
Fluorene	280	140000	< 0.05	NA	< 0.05	NA	< 0.05	< 0.05	< 1.1	< 1.0	< 1.0	< 0.98	< 1.0	< 0.96	< 0.95	< 1.0
Indeno(1,2,3-cd)pyrene	*0.1*	*0.54*	< 0.05	NA	< 0.05	NA	< 0.05	< 0.05	< 0.11	< 0.10	< 0.10	< 0.098	< 0.10	< 0.096	< 0.095	< 0.10
Naphthalene	280	*210*	< 0.10	NA	< 0.10	NA	< 0.10	< 0.09	< 1.1	< 1.0	< 1.0	< 0.98	< 1.0	< 0.96	< 0.95	< 1.0
Phenanthrene	200	**0.077**	< 0.05	NA	< 0.05	NA	< 0.05	< 0.05	< 0.053	< 0.050	< 0.050	< 0.049	< 0.051	< 0.048	< 0.047	< 0.050
Pyrene	200	110000	< 0.05	NA	< 0.05	NA	< 0.05	< 0.05	< 1.1	< 1.0	< 1.0	< 0.98	< 1.0	< 0.96	< 0.95	< 1.0
SVOC-SIMs (ug/l)																
1-Methylnaphthalene	*5*	*61*	NA	NA	NA	NA	NA	NA	NA	NA	NA	NA	NA	NA	NA	NA
2-Methylnaphthalene	*28*	*62*	NA	< 0.05	NA	< 0.05	NA	NA	NA	NA	NA	NA	NA	NA	NA	NA
Acenaphthene	*420*	*150*	NA	< 0.05	NA	< 0.05	NA	NA	NA	NA	NA	NA	NA	NA	NA	NA
Acenaphthylene	420	0.3	NA	< 0.05	NA	< 0.05	NA	NA	NA	NA	NA	NA	NA	NA	NA	NA
Anthracene	2000	1100000	NA	< 0.05	NA	< 0.05	NA	NA	NA	NA	NA	NA	NA	NA	NA	NA
Benzo(a)anthracene	**0.06**	0.3	NA	< 0.05	NA	< 0.05	NA	NA	NA	NA	NA	NA	NA	NA	NA	NA
Benzo(a)pyrene	0.2	0.3	NA	< 0.05	NA	< 0.05	NA	NA	NA	NA	NA	NA	NA	NA	NA	NA
Benzo(b)fluoranthene	**0.08**	0.3	NA	< 0.05	NA	< 0.05	NA	NA	NA	NA	NA	NA	NA	NA	NA	NA
Benzo(g,h,i)perylene	*0.48*	*150*	NA	< 0.05	NA	< 0.05	NA	NA	NA	NA	NA	NA	NA	NA	NA	NA
Benzo(k)fluoranthene	0.5	0.3	NA	< 0.05	NA	< 0.05	NA	NA	NA	NA	NA	NA	NA	NA	NA	NA
Chrysene	*4.8*	*0.54*	NA	< 0.05	NA	< 0.05	NA	NA	NA	NA	NA	NA	NA	NA	NA	NA
Dibenzo(a,h)anthracene	*0.1*	*0.3*	NA	< 0.01	NA	< 0.01	NA	NA	NA	NA	NA	NA	NA	NA	NA	NA
Fluoranthene	280	3700	NA	< 0.05	NA	< 0.05	NA	NA	NA	NA	NA	NA	NA	NA	NA	NA
Fluorene	280	140000	NA	< 0.05	NA	< 0.05	NA	NA	NA	NA	NA	NA	NA	NA	NA	NA
Indeno(1,2,3-cd)pyrene	*0.1*	*0.54*	NA	< 0.05	NA	< 0.05	NA	NA	NA	NA	NA	NA	NA	NA	NA	NA
Naphthalene	280	*210*	NA	< 0.1	NA	< 0.10	NA	NA	NA	NA	NA	NA	NA	NA	NA	NA
Phenanthrene	200	**0.077**	NA	< 0.05	NA	< 0.05	NA	NA	NA	NA	NA	NA	NA	NA	NA	NA
Pyrene	200	110000	NA	< 0.05	NA	< 0.05	NA	NA	NA	NA	NA	NA	NA	NA	NA	NA
Total Metals (mg/l)																
Antimony	**0.006**	86	< 0.005	< 0.005	< 0.005	NA	< 0.005	< 0.005	< 0.0050	< 0.0010	< 0.0010	< 0.0010	< 0.0010	< 0.0010	< 0.0010	< 0.0010
Arsenic	**0.05**	**0.004**	< 0.004	< 0.004	< 0.004	< 0.004	< 0.004	< 0.004	< 0.0020	**0.00083**	**0.0027**	< 0.00080	< 0.00080	< 0.00080	**0.0031**	< 0.00080
Barium	**1**	**2.2**	**0.043**	**0.056**	**0.072**	**0.077**	**0.064**	**0.068**	**0.087**	**0.045**	**0.06**	**0.061**	**0.066**	**0.056**	**0.057**	**0.065**
Beryllium	**0.004**	**0.004**	< 0.001	< 0.001	< 0.001	NA	< 0.001	< 0.001	< 0.0020	< 0.00040	< 0.00040	< 0.00040	< 0.00040	< 0.00040	< 0.00040	< 0.00040
Cadmium	0.005	0.006	< 0.001	< 0.001	< 0.001	< 0.001	< 0.001	< 0.001	< 0.0025	< 0.00050	< 0.00020	< 0.00020	< 0.00020	< 0.00020	< 0.00020	< 0.00020
Calcium	NE	NE	NA	NA	NA	NA	NA	NA	NA	NA	NA	NA	NA	NA	NA	NA
Chromium	**0.05**	NE	< 0.001	< 0.001	< 0.001	**0.002**	< 0.001	< 0.001	< 0.0050	< 0.0010	< 0.0010	< 0.0010	< 0.0010	< 0.0010	< 0.0010	**0.0018**
Cobalt	NE	NE	NA	NA	NA	NA	NA	NA	NA	NA	NA	NA	NA	NA	NA	NA
Copper	1.3	**0.048**	< 0.005	< 0.005	< 0.005	NA	< 0.005	< 0.005	< 0.025	< 0.0050	**0.0016**	**0.0017**	< 0.0010	**0.0013**	**0.0014**	**0.0022**
Iron	NE	*10*	NA	NA	NA	NA	NA	NA	NA	NA	NA	NA	NA	NA	NA	NA
Lead	**0.015**	**0.013**	< 0.002	< 0.002	< 0.002	< 0.002	< 0.002	< 0.002	< 0.0050	< 0.0010	< 0.00050	< 0.00050	< 0.00050	< 0.00050	< 0.00050	< 0.00050
Magnesium	NE	NE	NA	NA	NA	NA	NA	NA	NA	NA	NA	NA	NA	NA	NA	NA
Manganese	*0.5*	*0.93*	NA	NA	NA	NA	NA	NA	NA	NA	NA	NA	NA	NA	NA	NA
Mercury	0.002	0.0004	< 0.0002	< 0.0002	< 0.0002	< 0.0002	< 0.0002	< 0.0002	< 0.00010	< 0.00010	< 0.00010	< 0.00010	< 0.00010	< 0.00010	< 0.00010	< 0.00010
Nickel	**0.1**	**0.88**	< 0.001	**0.053**	< 0.001	NA	< 0.001	< 0.001	< 0.025	< 0.0050	< 0.0050	< 0.0050	< 0.0050	< 0.0050	< 0.0050	< 0.0050
Potassium	NE	NE	NA	NA	NA	NA	NA	NA	NA	NA	NA	NA	NA	NA	NA	NA
Selenium	0.05	0.05	< 0.010	< 0.01	< 0.010	< 0.010	< 0.010	< 0.010	< 0.025	< 0.0050	< 0.0050	< 0.0050	< 0.0050	< 0.0050	< 0.0050	< 0.0050
Silver	0.036	0.012	< 0.001	< 0.001	< 0.001	< 0.001	< 0.001	< 0.001	< 0.0025	< 0.00050	< 0.00020	< 0.00020	< 0.00020	< 0.00020	< 0.00020	< 0.00020
Sodium	NE	NE	NA	NA	NA	NA	NA	< 0.001	NA	NA	NA	NA	NA	NA	NA	NA
Thallium	**0.005**	0.063	< 0.0005	< 0.001	< 0.001	NA	< 0.001	NA	< 0.0010	< 0.00020	< 0.00020	< 0.00020	< 0.00020	< 0.00020	< 0.00020	< 0.00020
Vanadium	**0.05**	*0.27*	< 0.002	< 0.002	< 0.002	NA	< 0.002	< 0.002	< 0.025	< 0.0050	< 0.0050	< 0.0050	< 0.0050	< 0.0050	< 0.0050	< 0.0050
Zinc	**5**	**0.123**	< 0.002	**0.003**	< 0.002	NA	**0.003**	< 0.004	< 0.05	< 0.01	< 0.01	< 0.01	< 0.01	< 0.01	< 0.01	< 0.01

Table 3
Groundwater Analytical Data
February 2013 through November 2020

Location ID Sample ID Sample Date SDG	GWPC	SWPC	MW-28 MW-28-20170411-1 4/11/2017 17D0505	MW-28 MW-28-081617-1 8/16/2017 17H0897	MW-28 MW-28-111517-1 11/15/2017 17K0912	MW-28 MW-28-030618-1 3/6/2018 18C0227	MW-28 MW-28-062918-1 6/29/2018 18G0022	MW-28 MW-28-092818-1 9/28/2018 18I1338	MW-28 MW-28-121018-1 12/10/2018 18L0420	MW-28 MW-28-041519-1 4/15/2019 19D0788	MW-28 MW-28-071519-1 7/15/2019 19G0662	MW-28 MW-28-102219-1 10/22/2019 19J1349	MW-28 MW-28-012020-1 1/20/2020 20A0896	MW-28 MW-28-040620-1 4/6/2020 20D0235	MW-28 MW-28-070820-1 7/8/2020 20G0356	MW-28 MW-28-110520-1 11/5/2020 20K0256
PCBs (ug/l)																
Aroclor 1016	NE	NE	NA	NA	NA	NA	NA	NA	NA	NA	NA	NA	NA	NA	NA	NA
Aroclor 1221	NE	NE	NA	NA	NA	NA	NA	NA	NA	NA	NA	NA	NA	NA	NA	NA
Aroclor 1232	NE	NE	NA	NA	NA	NA	NA	NA	NA	NA	NA	NA	NA	NA	NA	NA
Aroclor 1242	NE	NE	NA	NA	NA	NA	NA	NA	NA	NA	NA	NA	NA	NA	NA	NA
Aroclor 1248	NE	NE	NA	NA	NA	NA	NA	NA	NA	NA	NA	NA	NA	NA	NA	NA
Aroclor 1254	NE	NE	NA	NA	NA	NA	NA	NA	NA	NA	NA	NA	NA	NA	NA	NA
Aroclor 1260	NE	NE	NA	NA	NA	NA	NA	NA	NA	NA	NA	NA	NA	NA	NA	NA
Aroclor 1262	NE	NE	NA	NA	NA	NA	NA	NA	NA	NA	NA	NA	NA	NA	NA	NA
Aroclor 1268	NE	NE	NA	NA	NA	NA	NA	NA	NA	NA	NA	NA	NA	NA	NA	NA
Total PCB Aroclors	0.5	0.5	NA	NA	NA	NA	NA	NA	NA	NA	NA	NA	NA	NA	NA	NA
Pesticides (ug/l)																
Total Pesticides	NE	NE	NA	NA	NA	NA	NA	< 0.047	< 0.039	< 0.040	< 0.040	< 0.040	< 0.040	< 0.039	< 0.038	< 0.040
Herbicides (ug/l)																
Total Herbicides	NE	NE	NA	NA	NA	NA	NA	NA	NA	NA	NA	NA	NA	NA	NA	NA
PCB Homologs (ug/l)																
Decachlorobiphenyl (PCB-209)	NE	NE	< 0.0050	< 0.0054 UJ	< 0.0050	< 0.0051	< 0.0051	< 0.0048	< 0.0053	< 0.0049	< 0.0048	< 0.0050	< 0.0052	< 0.0050	< 0.0049	< 0.0050
Dichlorobiphenyl	NE	NE	< 0.0010	**0.0044 J**	< 0.0010	< 0.0010	< 0.0010	< 0.00096	< 0.0011	< 0.00097	**0.0019**	< 0.00099	**0.0046**	< 0.0010	**0.0019**	< 0.00099
Heptachlorobiphenyl	NE	NE	< 0.0030	< 0.0033 UJ	< 0.0030	< 0.0031	< 0.0030	< 0.0029	< 0.0032	< 0.0029	< 0.0029	< 0.0030	< 0.0031	< 0.0030	< 0.0029	< 0.0030
Hexachlorobiphenyl	NE	NE	< 0.0020	< 0.0022 UJ	**0.0040**	< 0.0020	< 0.0020	< 0.0019	< 0.0021	< 0.0019	< 0.0019	< 0.0020	< 0.0021	< 0.0020	< 0.0019	< 0.0020
Monochlorobiphenyl	NE	NE	< 0.0010	**0.0017 J**	< 0.0010	< 0.0010	< 0.0010	< 0.00096	< 0.0011	< 0.00097	< 0.00097	< 0.00099	**0.0043**	< 0.0010	**0.0035**	< 0.00099
Nonachlorobiphenyl	NE	NE	< 0.0050	< 0.0054 UJ	< 0.0050	< 0.0051	< 0.0051	< 0.0048	< 0.0053	< 0.0049	< 0.0048	< 0.0050	< 0.0052	< 0.0050	< 0.0049	< 0.0050
Octachlorobiphenyl	NE	NE	< 0.0030	< 0.0033 UJ	< 0.0030	< 0.0031	< 0.0030	< 0.0029	< 0.0032	< 0.0029	< 0.0029	< 0.0030	< 0.0031	< 0.0030	< 0.0029	< 0.0030
Pentachlorobiphenyl	NE	NE	< 0.0020	< 0.0022 UJ	**0.011**	< 0.0020	< 0.0020	< 0.0019	< 0.0021	< 0.0019	< 0.0019	< 0.0020	< 0.0021	< 0.0020	< 0.0019	< 0.0020
Tetrachlorobiphenyl	NE	NE	< 0.0020	**0.0049 J**	**0.0068**	< 0.0020	< 0.0020	< 0.0019	< 0.0021	< 0.0019	**0.0023**	< 0.0020	< 0.0021	< 0.0020	< 0.0019	< 0.0020
Trichlorobiphenyl	NE	NE	< 0.0010	**0.0050 J**	< 0.0010	< 0.0010	< 0.0010	< 0.00096	< 0.0011	< 0.00097	**0.0031**	< 0.00099	< 0.0021	< 0.0020	< 0.0019	< 0.0020
Total PCB Homologues	**0.5**	**0.5**	< 0.0050	**0.016 J**	**0.0218**	< 0.0051	< 0.0051	ND	ND	ND	**0.0073**	ND	**0.0089**	< 0.0050	**0.0054**	ND

Notes:
This is a summary table. Only detected compounds are presented.
Bold = Detected above reporting limit
GWPC = Ground water protection criteria
SWPC = Surface water protection criteria
Orange highlighted cells exceed GWPC
Yellow highlighted cells exceed SWPC
Italicized criteria indicate that criteria value is from CTDEEP Recommended Criteria Values for Common Additional Polluting Substances and Alternative Criteria Requests (September 2018)
<0.01 = Not detected above the specified laboratory reporting limit
NE = Criteriion has not been established
NA = Not analyzed for specific constituent
ug/L = microgram per liter
mg/L = milligram per Liter
(1) 0.1 mg/l is the current recommended screening criteria and requires CTDEEP approval to implement. 0.25 mg/l is the proposed GWPC.
(2) 100 ug/l is the promulgated GWPC. 70 ug/l is the Drinking Water Action Level set by the Connecticut Department of Public Health.

Table 3
Groundwater Analytical Data
February 2013 through November 2020

Location ID Sample ID Sample Date SDG	GWPC	SWPC	MW-35 MW-35-021313-1 2/13/2013 SB64486	MW-35 MW-35-051413-1 5/14/2013 SB69540	MW-35 MW-35-08192013-1 8/19/2013 SB75322	MW-35 MW-35-11142013-1 11/14/2013 SB80319	MW-35 MW-35-04162014-1 4/16/2014 SB87783	MW-35 MW-35-090514 9/5/2014 SB95848	MW-35 MW-35-092214-1 9/22/2014 14090840	MW-35 MW-35-121614-1 12/16/2014 SC01285	MW-35 MW-35-071415-1 7/14/2015 GBJ46776	MW-35 MW-35-102915 10/29/2015 GBK15889	MW-35 MW-35-011416 1/14/2016 GBK53183	MW-35 MW-35-041316 4/13/2016 16040311	MW-35 MW-35-082316 8/23/2016 GBN96755	MW-35 MW-35-122216-1 12/22/2016 16L1122
CT ETPH (mg/l)																
Aliphatic Hydrocarbons (ETPH) C9-C36	0.25	0.25	< 0.2	< 0.2	< 0.2	< 0.2	< 0.2	NA	NA	NA	NA	NA	NA	NA	NA	NA
Total Petroleum Hydrocarbons	0.25	0.25	< 0.2	< 0.2	< 0.2	< 0.2	< 0.2	NA	NA	NA	NA	NA	NA	NA	NA	NA
Unidentified	NE	NE	< 0.2	< 0.2	< 0.2	< 0.2	< 0.2	NA	NA	NA	NA	NA	NA	NA	NA	NA
VOCs (ug/l)																
1,2,4-Trimethylbenzene	5	49	< 1.00	< 1.00	< 1.00	< 1.00	< 1.00	NA	NA	NA	NA	NA	NA	NA	NA	NA
Acetone	700	10000	< 10.0	< 10.0	< 10.0	< 10.0	< 10.0	NA	NA	NA	NA	NA	NA	NA	NA	NA
Chloroform	6	14100	< 1.00	< 1.00	< 1.00	< 1.00	< 1.00	NA	NA	NA	NA	NA	NA	NA	NA	NA
Chloromethane	18	10000	< 2.00	< 2.00	< 2.00	< 2.00	< 2.00	NA	NA	NA	NA	NA	NA	NA	NA	NA
Methyl Tert Butyl Ether (MTBE)	70	10000	< 1.00	< 1.00	< 1.00	< 1.00	< 1.00	NA	NA	NA	NA	NA	NA	NA	NA	NA
Naphthalene	280	210	< 1.00	< 1.00	< 1.00	< 1.00	< 1.00	NA	NA	NA	NA	NA	NA	NA	NA	NA
p-Isopropyltoluene	25	200	< 1.00	< 1.00	< 1.00	< 1.00	< 1.00	NA	NA	NA	NA	NA	NA	NA	NA	NA
Tetrachloroethylene	5	88	< 1.00	< 1.00	< 1.00	< 1.00	< 1.00	NA	NA	NA	NA	NA	NA	NA	NA	NA
Tetrahydrofuran	4	9600	< 2.00	< 2.00	< 2.00	< 2.00	< 2.00	NA	NA	NA	NA	NA	NA	NA	NA	NA
Toluene	1000	4000000	< 1.00	< 1.00	< 1.00	< 1.00	< 1.00	NA	NA	NA	NA	NA	NA	NA	NA	NA
Trichloroethene	5	2340	< 1.00	< 1.00	< 1.00	< 1.00	< 1.00	NA	NA	NA	NA	NA	NA	NA	NA	NA
SVOCs (ug/l)																
2-Methylnaphthalene	28	62	NA	NA	NA	NA	NA	NA	NA	NA	< 0.10	< 0.05	< 0.05	< 0.05	< 0.06	< 0.05
Acenaphthene	420	150	NA	NA	NA	NA	NA	NA	NA	NA	< 0.10	< 0.05	< 0.05	< 0.05	< 0.06	< 0.05
Acenaphthylene	420	0.3	NA	NA	NA	NA	NA	NA	NA	NA	< 0.10	< 0.05	< 0.05	< 0.05	< 0.06	< 0.05
Anthracene	2000	1100000	NA	NA	NA	NA	NA	NA	NA	NA	< 0.10	< 0.05	< 0.05	< 0.05	< 0.06	< 0.05
Benzo(a)anthracene	0.06	0.3	NA	NA	NA	NA	NA	NA	NA	NA	< 0.02	< 0.05	< 0.05	< 0.05	< 0.06	< 0.05
Benzo(a)pyrene	0.2	0.3	NA	NA	NA	NA	NA	NA	NA	NA	< 0.02	< 0.05	< 0.05	< 0.05	< 0.06	< 0.05
Benzo(b)fluoranthene	0.08	0.3	NA	NA	NA	NA	NA	NA	NA	NA	< 0.02	< 0.05	< 0.05	< 0.05	< 0.06	< 0.05
Benzo(g,h,i)perylene	0.48	150	NA	NA	NA	NA	NA	NA	NA	NA	< 0.10	< 0.05	< 0.05	< 0.05	< 0.06	< 0.05
Benzo(k)fluoranthene	0.5	0.3	NA	NA	NA	NA	NA	NA	NA	NA	< 0.02	< 0.05	< 0.05	< 0.05	< 0.06	< 0.05
Chrysene	4.8	0.54	NA	NA	NA	NA	NA	NA	NA	NA	< 0.02	< 0.05	< 0.05	< 0.05	< 0.06	< 0.05
Dibenzo(a,h)anthracene	0.1	0.3	NA	NA	NA	NA	NA	NA	NA	NA	< 0.01	< 0.01	< 0.01	< 0.01	< 0.01	< 0.01
Fluoranthene	280	3700	NA	NA	NA	NA	NA	NA	NA	NA	< 0.10	< 0.05	< 0.05	< 0.05	< 0.06	< 0.05
Fluorene	280	140000	NA	NA	NA	NA	NA	NA	NA	NA	< 0.10	< 0.05	< 0.05	< 0.05	< 0.06	< 0.05
Indeno(1,2,3-cd)pyrene	0.1	0.54	NA	NA	NA	NA	NA	NA	NA	NA	< 0.02	< 0.05	< 0.05	< 0.05	< 0.06	< 0.05
Naphthalene	280	210	NA	NA	NA	NA	NA	NA	NA	NA	< 0.10	< 0.10	< 0.10	< 0.10	< 0.11	< 0.10
Phenanthrene	200	0.077	NA	NA	NA	NA	NA	NA	NA	NA	< 0.07	< 0.05	< 0.05	< 0.05	< 0.06	< 0.05
Pyrene	200	110000	NA	NA	NA	NA	NA	NA	NA	NA	< 0.10	< 0.05	< 0.05	< 0.05	< 0.06	< 0.05
SVOC-SIMs (ug/l)																
1-Methylnaphthalene	5	61	< 0.050	< 0.050	< 0.050	< 0.050	< 0.050	< 0.050	NA	< 0.050	NA	NA	NA	NA	NA	NA
2-Methylnaphthalene	28	62	< 0.050	< 0.050	< 0.050	< 0.050	< 0.050	< 0.050	NA	< 0.050	NA	NA	NA	NA	NA	NA
Acenaphthene	420	150	< 0.050	< 0.050	< 0.050	< 0.050	< 0.050	< 0.050	NA	< 0.050	NA	NA	NA	NA	NA	NA
Acenaphthylene	420	0.3	< 0.050	< 0.050	< 0.050	< 0.050	< 0.050	< 0.050	NA	< 0.050	NA	NA	NA	NA	NA	NA
Anthracene	2000	1100000	< 0.050	< 0.050	< 0.050	< 0.050	< 0.050	< 0.050	NA	< 0.050	NA	NA	NA	NA	NA	NA
Benzo(a)anthracene	0.06	0.3	< 0.050	< 0.050	< 0.050	< 0.050	< 0.050	< 0.050	NA	< 0.050	NA	NA	NA	NA	NA	NA
Benzo(a)pyrene	0.2	0.3	< 0.050	< 0.050	< 0.050	< 0.050	< 0.050	< 0.050	NA	< 0.050	NA	NA	NA	NA	NA	NA
Benzo(b)fluoranthene	0.08	0.3	< 0.050	< 0.050	< 0.050	< 0.050	< 0.050	< 0.050	NA	< 0.050	NA	NA	NA	NA	NA	NA
Benzo(g,h,i)perylene	0.48	150	< 0.050	< 0.050	< 0.050	< 0.050	< 0.050	< 0.050	NA	< 0.050	NA	NA	NA	NA	NA	NA
Benzo(k)fluoranthene	0.5	0.3	< 0.050	< 0.050	< 0.050	< 0.050	< 0.050	< 0.050	NA	< 0.050	NA	NA	NA	NA	NA	NA
Chrysene	4.8	0.54	< 0.050	< 0.050	< 0.050	< 0.050	< 0.050	< 0.050	NA	< 0.050	NA	NA	NA	NA	NA	NA
Dibenzo(a,h)anthracene	0.1	0.3	< 0.050	< 0.050	< 0.050	< 0.050	< 0.050	< 0.050	NA	< 0.050	NA	NA	NA	NA	NA	NA
Fluoranthene	280	3700	< 0.050	< 0.050	< 0.050	< 0.050	< 0.050	< 0.050	NA	< 0.050	NA	NA	NA	NA	NA	NA
Fluorene	280	140000	< 0.050	< 0.050	< 0.050	< 0.050	< 0.050	< 0.050	NA	< 0.050	NA	NA	NA	NA	NA	NA
Indeno(1,2,3-cd)pyrene	0.1	0.54	< 0.050	< 0.050	< 0.050	< 0.050	< 0.050	< 0.050	NA	< 0.050	NA	NA	NA	NA	NA	NA
Naphthalene	280	210	< 0.050	< 0.050	< 0.050	< 0.050	< 0.050	< 0.050	NA	< 0.050	NA	NA	NA	NA	NA	NA
Phenanthrene	200	0.077	< 0.050	< 0.050	< 0.050	< 0.050	< 0.050	< 0.050	NA	< 0.050	NA	NA	NA	NA	NA	NA
Pyrene	200	110000	< 0.050	< 0.050	< 0.050	< 0.050	< 0.050	< 0.050	NA	< 0.050	NA	NA	NA	NA	NA	NA
Total Metals (mg/l)																
Antimony	0.006	86	< 0.0060	< 0.0060	< 0.0060	< 0.0060	< 0.0060	< 0.0060	NA	< 0.0060	< 0.005	< 0.005	< 0.005	< 0.005	< 0.005	< 0.005
Arsenic	0.05	0.004	< 0.0040	< 0.0040	< 0.0040	< 0.0040	< 0.0040	< 0.0040	NA	0.0053	0.007	< 0.004	0.005	< 0.004	< 0.004	0.005
Barium	1	2.2	0.182	0.291	0.232	0.245	0.364	0.597	NA	0.150	0.092	0.405	0.064	0.275	0.168	0.138
Beryllium	0.004	0.004	< 0.0020	< 0.0020	< 0.0020	< 0.0020	< 0.0020	< 0.0020	NA	< 0.0020	< 0.001	< 0.001	< 0.001	< 0.001	< 0.001	< 0.001
Cadmium	0.005	0.006	< 0.0025	< 0.0025	< 0.0025	< 0.0025	< 0.0025	< 0.0025	NA	< 0.0025	< 0.001	< 0.001	< 0.001	< 0.001	< 0.001	< 0.001
Calcium	NE	NE	34.2	64.5	50.8	58.0	NA	NA	NA	NA	NA	NA	NA	NA	NA	NA
Chromium	0.05	NE	< 0.0050	< 0.0050	< 0.0050	< 0.0050	< 0.0050	< 0.0050	NA	< 0.0050	0.001	0.001	0.004	< 0.001	< 0.001	0.001
Cobalt	NE	NE	NA	NA	NA	NA	NA	NA	NA	NA	NA	NA	NA	NA	NA	NA
Copper	1.3	0.048	0.0062	< 0.0050	< 0.0050	< 0.0050	0.0122	< 0.0050	NA	0.0498	0.019	0.025	0.044	0.006	0.012	0.032
Iron	NE	10	0.189	0.741	0.0395	0.0216	NA	NA	NA	NA	NA	NA	NA	NA	NA	NA
Lead	0.015	0.013	< 0.0075	< 0.0075	< 0.0075	< 0.0075	< 0.0075	< 0.0075	NA	< 0.0075	0.008	0.003	0.011	< 0.002	< 0.002	0.003
Magnesium	NE	NE	7.77	14.1	11.7	13.4	NA	NA	NA	NA	NA	NA	NA	NA	NA	NA
Manganese	0.5	0.93	0.104	0.425	0.536	0.138	NA	NA	NA	NA	NA	NA	NA	NA	NA	NA
Mercury	0.002	0.0004	< 0.00020	< 0.00020	< 0.00020	< 0.00030	< 0.00020	< 0.00020	NA	< 0.00020	< 0.0002	< 0.0002	< 0.0002	< 0.0002	< 0.0002	< 0.0002
Nickel	0.1	0.88	< 0.0050	< 0.0050	0.0050	< 0.0050	< 0.0050	0.0078	NA	0.0090	0.003	0.009	0.008	0.003	0.003	0.005
Potassium	NE	NE	5.47	9.21	9.02	9.50	NA	NA	NA	NA	NA	NA	NA	NA	NA	NA
Selenium	0.05	0.05	< 0.0150	< 0.0150	< 0.0150	< 0.0150	< 0.0150	< 0.0150	NA	< 0.0150	< 0.010	< 0.010	< 0.010	< 0.010	< 0.010	< 0.010
Silver	0.036	0.012	< 0.0050	< 0.0050	< 0.0050	< 0.0050	< 0.0050	< 0.0050	NA	< 0.0050	< 0.001	< 0.001	< 0.001	< 0.001	< 0.001	< 0.001
Sodium	NE	NE	60.8	97.8	77.4	62.6	NA	NA	NA	NA	NA	NA	NA	NA	NA	NA
Thallium	0.005	0.063	< 0.0050	< 0.0050	< 0.0050	< 0.0050	< 0.0050	< 0.0050	NA	< 0.0050	< 0.001	< 0.001	< 0.001	< 0.001	< 0.001	< 0.001
Vanadium	0.05	0.27	< 0.0050	< 0.0050	< 0.0050	< 0.0050	< 0.0050	< 0.0050	NA	< 0.0050	0.003	0.004	0.007	< 0.002	0.003	0.003
Zinc	5	0.123	0.0086	0.0126	< 0.0050	< 0.0050	< 0.0470	< 0.0050	NA	< 0.0315	0.002	0.018	0.006	0.002	< 0.002	0.004

Table 3
Groundwater Analytical Data
February 2013 through November 2020

Location ID Sample ID Sample Date SDG	GWPC	SWPC	MW-35 MW-35-021313-1 2/13/2013 SB64486	MW-35 MW-35-051413-1 5/14/2013 SB69540	MW-35 MW-35-08192013-1 8/19/2013 SB75322	MW-35 MW-35-11142013-1 11/14/2013 SB80319	MW-35 MW-35-04162014-1 4/16/2014 SB87783	MW-35 MW-35-090514 9/5/2014 SB95848	MW-35 MW-35-092214-1 9/22/2014 14090840	MW-35 MW-35-121614-1 12/16/2014 SC01285	MW-35 MW-35-071415-1 7/14/2015 GBJ46776	MW-35 MW-35-102915 10/29/2015 GBK15889	MW-35 MW-35-011416 1/14/2016 GBK53183	MW-35 MW-35-041316 4/13/2016 16040311	MW-35 MW-35-082316 8/23/2016 GBN96755	MW-35 MW-35-122216-1 12/22/2016 16L1122
PCBs (ug/l)																
Aroclor 1016	NE	NE	NA	NA	NA	NA	NA	NA	NA	NA	NA	NA	NA	NA	NA	NA
Aroclor 1221	NE	NE	NA	NA	NA	NA	NA	NA	NA	NA	NA	NA	NA	NA	NA	NA
Aroclor 1232	NE	NE	NA	NA	NA	NA	NA	NA	NA	NA	NA	NA	NA	NA	NA	NA
Aroclor 1242	NE	NE	NA	NA	NA	NA	NA	NA	NA	NA	NA	NA	NA	NA	NA	NA
Aroclor 1248	NE	NE	NA	NA	NA	NA	NA	NA	NA	NA	NA	NA	NA	NA	NA	NA
Aroclor 1254	NE	NE	NA	NA	NA	NA	NA	NA	NA	NA	NA	NA	NA	NA	NA	NA
Aroclor 1260	NE	NE	NA	NA	NA	NA	NA	NA	NA	NA	NA	NA	NA	NA	NA	NA
Aroclor 1262	NE	NE	NA	NA	NA	NA	NA	NA	NA	NA	NA	NA	NA	NA	NA	NA
Aroclor 1268	NE	NE	NA	NA	NA	NA	NA	NA	NA	NA	NA	NA	NA	NA	NA	NA
Total PCB Aroclors	0.5	0.5	NA	NA	NA	NA	NA	NA	NA	NA	NA	NA	NA	NA	NA	NA
Pesticides (ug/l)																
Total Pesticides	NE	NE	NA	NA	NA	NA	NA	NA	NA	NA	NA	NA	NA	NA	NA	NA
Herbicides (ug/l)																
Total Herbicides	NE	NE	NA	NA	NA	NA	NA	NA	NA	NA	NA	NA	NA	NA	NA	NA
PCB Homologs (ug/l)																
Decachlorobiphenyl (PCB-209)	NE	NE	< 0.025	< 0.025	< 0.025	< 0.0266	< 0.025	NA	< 0.025	< 0.025	NA	< 0.025	< 0.026	< 0.0272	< 0.025	< 0.0050
Dichlorobiphenyl	NE	NE	< 0.005	< 0.005	< 0.005	< 0.00532	< 0.005	NA	< 0.005	< 0.005	NA	< 0.005	< 0.00521	< 0.00544	< 0.005	< 0.0010
Heptachlorobiphenyl	NE	NE	< 0.015	< 0.015	< 0.015	< 0.016	< 0.015	NA	< 0.015	< 0.015	NA	< 0.015	< 0.0156	< 0.0163	< 0.015	< 0.0030
Hexachlorobiphenyl	NE	NE	< 0.01	< 0.01	< 0.01	< 0.0106	< 0.01	NA	< 0.01	< 0.01	NA	< 0.01	< 0.0104	< 0.0109	< 0.01	< 0.0020
Monochlorobiphenyl	NE	NE	< 0.005	< 0.005	< 0.005	< 0.00532	< 0.005	NA	< 0.005	< 0.005	NA	< 0.005	< 0.00521	< 0.00544	< 0.005	< 0.0010
Nonachlorobiphenyl	NE	NE	< 0.025	< 0.025	< 0.025	< 0.0266	< 0.025	NA	< 0.025	< 0.025	NA	< 0.025	< 0.026	< 0.0272	< 0.025	< 0.0050
Octachlorobiphenyl	NE	NE	< 0.015	< 0.015	< 0.015	< 0.016	< 0.015	NA	< 0.015	< 0.015	NA	< 0.015	< 0.0156	< 0.0163	< 0.015	< 0.0030
Pentachlorobiphenyl	NE	NE	< 0.01	< 0.01	< 0.01	< 0.0106	< 0.01	NA	< 0.01	< 0.01	NA	< 0.01	< 0.0104	< 0.0109	< 0.01	< 0.0020
Tetrachlorobiphenyl	NE	NE	< 0.01	< 0.01	< 0.01	< 0.0106	< 0.01	NA	< 0.01	< 0.01	NA	< 0.01	< 0.0104	< 0.0109	< 0.01	< 0.0020
Trichlorobiphenyl	NE	NE	< 0.005	< 0.005	< 0.005	< 0.00532	< 0.005	NA	< 0.005	< 0.005	NA	< 0.005	< 0.00521	< 0.00544	< 0.005	< 0.0010
Total PCB Homologues	**0.5**	**0.5**	< 0.025	< 0.025	< 0.025	< 0.0266	< 0.025	NA	< 0.025	< 0.025	NA	< 0.025	< 0.026	< 0.0272	< 0.025	< 0.0050

Notes:
This is a summary table. Only detected compounds are presented.
Bold = Detected above reporting limit
GWPC = Ground water protection criteria
SWPC = Surface water protection criteria
Orange highlighted cells exceed GWPC
Yellow highlighted cells exceed SWPC
Italicized criteria indicate that criteria value is from CTDEEP Recommended Criteria Values for Common Additional Polluting Substances and Alternative Criteria Requests (September 2018)
<0.01 = Not detected above the specified laboratory reporting limit
NE = Criteriion has not been established
NA = Not analyzed for specific constituent
ug/L = microgram per liter
mg/L = milligram per Liter
(1) 0.1 mg/l is the current recommended screening criteria and requires CTDEEP approval to implement. 0.25 mg/l is the proposed GWPC.
(2) 100 ug/l is the promulgated GWPC. 70 ug/l is the Drinking Water Action Level set by the Connecticut Department of Public Health.

Table 3
Groundwater Analytical Data
February 2013 through November 2020

Location ID Sample ID Sample Date SDG	GWPC	SWPC	MW-35 MW-35-20170411-1 4/11/2017 17D0505	MW-35 MW-35-081617-1 8/16/2017 17H0897	MW-35 MW-35-111617-1 11/16/2017 17K1027	MW-35 MW-35-030618-1 3/6/2018 18C0227	MW-35 MW-35-062918-1 6/29/2018 18G0022	MW-35 MW-35-092818-1 9/28/2018 18I1338	MW-35 MW-35-121018-1 12/10/2018 18L0420	MW-35 MW-35-041519-1 4/15/2019 19D0788	MW-35 MW-35-071519-1 7/15/2019 19G0662	MW-35 MW-35-102219-1 10/22/2019 19J1349	MW-35 MW-35-012020-1 1/20/2020 20A0896	MW-35 MW-35-040620-1 4/6/2020 20D0235	MW-35 MW-35-071020-1 7/10/2020 20G0456	MW-35 MW-35-110520-1 11/5/2020 20K0256
CT ETPH (mg/l)																
Aliphatic Hydrocarbons (ETPH) C9-C36	**0.25**	*0.25*	NA	NA	NA	NA	NA	NA	**0.13**	NA	NA	NA	< 0.15	< 0.15	< 0.14	**0.30**
Total Petroleum Hydrocarbons	**0.25**	*0.25*	NA	NA	NA	NA	NA	NA	NA	NA	NA	NA	NA	NA	NA	NA
Unidentified	NE	NE	NA	NA	NA	NA	NA	NA	NA	NA	NA	NA	NA	NA	NA	NA
VOCs (ug/l)																
1,2,4-Trimethylbenzene	*5*	*49*	NA	NA	NA	NA	NA	NA	< 1.0	< 0.50	NA	NA	< 0.50	< 0.50	< 0.50	< 0.50
Acetone	700	*10000*	NA	NA	NA	NA	NA	NA	< 40	< 10	NA	NA	< 10	< 10	< 10	< 10
Chloroform	**6**	14100	NA	NA	NA	NA	NA	NA	< 1.0	< 0.50	NA	NA	< 0.50	< 0.50	< 0.50	< 0.50
Chloromethane	*18*	*10000*	NA	NA	NA	NA	NA	NA	< 4.0	< 0.60	NA	NA	< 1.0	< 1.0	< 0.60	< 0.60
Methyl Tert Butyl Ether (MTBE)	70	*10000*	NA	NA	NA	NA	NA	NA	< 1.0	< 0.50	NA	NA	< 0.50	< 0.50	< 0.50	< 0.50
Naphthalene	280	*210*	NA	NA	NA	NA	NA	NA	< 10	< 2.0	NA	NA	< 5.0	< 2.0	< 2.0	< 2.0
p-Isopropyltoluene	*25*	*200*	NA	NA	NA	NA	NA	NA	< 1.0	< 0.50	NA	NA	< 0.50	< 0.50	< 0.50	< 0.50
Tetrachloroethylene	5	88	NA	NA	NA	NA	NA	NA	**2.4**	< 1.0	NA	NA	< 1.0	< 1.0	< 1.0	< 1.0
Tetrahydrofuran	*4*	*9600*	NA	NA	NA	NA	NA	NA	< 20	< 10	NA	NA	< 10	< 10	< 10	< 10
Toluene	1000	4000000	NA	NA	NA	NA	NA	NA	< 2.0	< 1.0	NA	NA	< 1.0	< 1.0	< 1.0	< 1.0
Trichloroethene	5	2340	NA	NA	NA	NA	NA	NA	< 2.0	< 1.0	NA	NA	< 1.0	< 1.0	< 1.0	< 1.0
SVOCs (ug/l)																
2-Methylnaphthalene	*28*	*62*	< 0.05	NA	< 0.05	NA	< 0.05	< 0.05	< 0.97	< 1.0	< 1.0	< 0.98	NA	NA	NA	NA
Acenaphthene	*420*	*150*	< 0.05	NA	< 0.05	NA	< 0.05	< 0.05	< 0.29	< 0.31	< 0.30	< 0.29	NA	NA	NA	NA
Acenaphthylene	420	**0.3**	< 0.05	NA	< 0.05	NA	< 0.05	< 0.05	< 0.19	< 0.21	< 0.20	< 0.20	NA	NA	NA	NA
Anthracene	2000	1100000	< 0.05	NA	< 0.05	NA	< 0.05	< 0.05	< 0.19	< 0.21	< 0.20	< 0.20	NA	NA	NA	NA
Benzo(a)anthracene	**0.06**	**0.3**	< 0.05	NA	< 0.05	NA	< 0.05	< 0.05	< 0.049	< 0.052	< 0.050	< 0.049	NA	NA	NA	NA
Benzo(a)pyrene	**0.2**	**0.3**	< 0.05	NA	< 0.05	NA	< 0.05	< 0.05	< 0.097	< 0.10	< 0.10	< 0.098	NA	NA	NA	NA
Benzo(b)fluoranthene	**0.08**	**0.3**	< 0.05	NA	< 0.05	NA	< 0.05	< 0.05	< 0.049	< 0.052	< 0.050	< 0.049	NA	NA	NA	NA
Benzo(g,h,i)perylene	*0.48*	*150*	< 0.05	NA	< 0.05	NA	< 0.05	< 0.05	< 0.49	< 0.52	< 0.50	< 0.49	NA	NA	NA	NA
Benzo(k)fluoranthene	**0.5**	**0.3**	< 0.05	NA	< 0.05	NA	< 0.05	< 0.05	< 0.19	< 0.21	< 0.20	< 0.20	NA	NA	NA	NA
Chrysene	*4.8*	*0.54*	< 0.05	NA	< 0.05	NA	< 0.05	< 0.05	< 0.19	< 0.21	< 0.20	< 0.20	NA	NA	NA	NA
Dibenzo(a,h)anthracene	*0.1*	*0.3*	< 0.01	NA	< 0.01	NA	< 0.01	< 0.01	< 0.097	< 0.10	< 0.10	< 0.098	NA	NA	NA	NA
Fluoranthene	280	3700	< 0.05	NA	< 0.05	NA	< 0.05	< 0.05	< 0.49	< 0.52	< 0.50	< 0.49	NA	NA	NA	NA
Fluorene	280	140000	< 0.05	NA	< 0.05	NA	< 0.05	< 0.05	< 0.97	< 1.0	< 1.0	< 0.98	NA	NA	NA	NA
Indeno(1,2,3-cd)pyrene	*0.1*	*0.54*	< 0.05	NA	< 0.05	NA	< 0.05	< 0.05	< 0.097	< 0.10	< 0.10	< 0.098	NA	NA	NA	NA
Naphthalene	280	*210*	< 0.10	NA	< 0.09	NA	< 0.10	< 0.10	< 0.97	< 1.0	< 1.0	< 0.98	NA	NA	NA	NA
Phenanthrene	200	**0.077**	< 0.05	NA	< 0.05	NA	< 0.05	< 0.05	< 0.049	< 0.052	< 0.050	< 0.049	NA	NA	NA	NA
Pyrene	200	110000	< 0.05	NA	< 0.05	NA	< 0.05	< 0.05	< 0.97	< 1.0	< 1.0	< 0.98	NA	NA	NA	NA
SVOC-SIMs (ug/l)																
1-Methylnaphthalene	*5*	*61*	NA	NA	NA	NA	NA	NA	NA	NA	NA	NA	NA	NA	NA	NA
2-Methylnaphthalene	*28*	*62*	NA	< 0.05	NA	< 0.05	NA	NA	NA	NA	NA	NA	NA	NA	NA	NA
Acenaphthene	*420*	*150*	NA	< 0.05	NA	< 0.05	NA	NA	NA	NA	NA	NA	NA	NA	NA	NA
Acenaphthylene	420	0.3	NA	< 0.05	NA	< 0.05	NA	NA	NA	NA	NA	NA	NA	NA	NA	NA
Anthracene	2000	1100000	NA	< 0.05	NA	< 0.05	NA	NA	NA	NA	NA	NA	NA	NA	NA	NA
Benzo(a)anthracene	**0.06**	0.3	NA	< 0.05	NA	< 0.05	NA	NA	NA	NA	NA	NA	NA	NA	NA	NA
Benzo(a)pyrene	0.2	0.3	NA	< 0.05	NA	< 0.05	NA	NA	NA	NA	NA	NA	NA	NA	NA	NA
Benzo(b)fluoranthene	**0.08**	0.3	NA	< 0.05	NA	< 0.05	NA	NA	NA	NA	NA	NA	NA	NA	NA	NA
Benzo(g,h,i)perylene	*0.48*	*150*	NA	< 0.05	NA	< 0.05	NA	NA	NA	NA	NA	NA	NA	NA	NA	NA
Benzo(k)fluoranthene	0.5	0.3	NA	< 0.05	NA	< 0.05	NA	NA	NA	NA	NA	NA	NA	NA	NA	NA
Chrysene	*4.8*	*0.54*	NA	< 0.05	NA	< 0.05	NA	NA	NA	NA	NA	NA	NA	NA	NA	NA
Dibenzo(a,h)anthracene	*0.1*	*0.3*	NA	< 0.01	NA	< 0.01	NA	NA	NA	NA	NA	NA	NA	NA	NA	NA
Fluoranthene	280	3700	NA	< 0.05	NA	< 0.05	NA	NA	NA	NA	NA	NA	NA	NA	NA	NA
Fluorene	280	140000	NA	< 0.05	NA	< 0.05	NA	NA	NA	NA	NA	NA	NA	NA	NA	NA
Indeno(1,2,3-cd)pyrene	*0.1*	*0.54*	NA	< 0.05	NA	< 0.05	NA	NA	NA	NA	NA	NA	NA	NA	NA	NA
Naphthalene	280	*210*	NA	< 0.1	NA	< 0.10	NA	NA	NA	NA	NA	NA	NA	NA	NA	NA
Phenanthrene	200	**0.077**	NA	< 0.05	NA	< 0.05	NA	NA	NA	NA	NA	NA	NA	NA	NA	NA
Pyrene	200	110000	NA	< 0.05	NA	< 0.05	NA	NA	NA	NA	NA	NA	NA	NA	NA	NA
Total Metals (mg/l)																
Antimony	**0.006**	86	< 0.005	< 0.005	< 0.005	NA	< 0.005	< 0.005	< 0.0050	< 0.0010	< 0.0010	< 0.0010	< 0.0010	< 0.0010	< 0.0010	< 0.0010
Arsenic	**0.05**	**0.004**	< 0.004	< 0.004	< 0.004	< 0.004	< 0.004	**0.015**	**0.0087**	**0.0029**	**0.0019**	< 0.00080	**0.0017**	**0.00093**	**0.0012**	**0.0046**
Barium	**1**	**2.2**	**0.401**	**0.481**	**0.575**	**0.147**	**0.568**	**0.201**	**0.08**	**0.16**	**0.37**	**0.67**	**0.96**	**0.18**	**0.22**	**0.13**
Beryllium	**0.004**	**0.004**	< 0.001	< 0.001	< 0.001	NA	< 0.001	**0.001**	< 0.0020	< 0.00040	< 0.00040	< 0.00040	**0.00043**	**0.00048**	< 0.00040	**0.0014**
Cadmium	0.005	0.006	< 0.001	< 0.001	< 0.001	< 0.001	< 0.001	< 0.001	< 0.0025	< 0.00050	< 0.00020	**0.00083**	**0.0015**	< 0.00020	< 0.00020	< 0.00020
Calcium	NE	NE	NA	NA	NA	NA	NA	NA	NA	NA	NA	NA	NA	NA	NA	NA
Chromium	**0.05**	NE	**0.002**	< 0.001	< 0.001	**0.003**	< 0.001	**0.006**	**0.0057**	**0.0020**	< 0.0010	< 0.0010	< 0.0010	**0.0013**	**0.0012**	**0.0056**
Cobalt	NE	NE	NA	NA	NA	NA	NA	NA	NA	NA	NA	NA	NA	NA	NA	NA
Copper	1.3	**0.048**	**0.016**	< 0.005	**0.017**	NA	< 0.005	**0.048**	**0.044**	**0.011**	**0.0057**	**0.013**	**0.024**	**0.019**	**0.011**	**0.064**
Iron	NE	*10*	NA	NA	NA	NA	NA	NA	NA	NA	NA	NA	NA	NA	NA	NA
Lead	**0.015**	**0.013**	**0.005**	< 0.002	**0.002**	**0.01**	< 0.002	**0.030**	**0.022**	**0.029**	**0.0017**	**0.0012**	**0.0041**	**0.0045**	**0.012**	**0.019**
Magnesium	NE	NE	NA	NA	NA	NA	NA	NA	NA	NA	NA	NA	NA	NA	NA	NA
Manganese	*0.5*	*0.93*	NA	NA	NA	NA	NA	NA	NA	NA	NA	NA	NA	NA	NA	NA
Mercury	0.002	0.0004	< 0.0002	< 0.0002	< 0.0002	< 0.0002	< 0.0002	< 0.0002	< 0.00010	< 0.00010	< 0.00010	< 0.00010	< 0.00010	< 0.00010	< 0.00010	< 0.00010
Nickel	**0.1**	**0.88**	**0.005**	**0.004**	**0.009**	NA	**0.006**	**0.012**	< 0.025	< 0.0050	**0.0083**	**0.012**	**0.011**	**0.0051**	< 0.0050	**0.0097**
Potassium	NE	NE	NA	NA	NA	NA	NA	NA	NA	NA	NA	NA	NA	NA	NA	NA
Selenium	0.05	0.05	< 0.010	< 0.01	< 0.010	< 0.010	< 0.010	< 0.010	< 0.025	< 0.0050	< 0.0050	< 0.0050	< 0.0050	< 0.0050	< 0.0050	< 0.0050
Silver	0.036	0.012	< 0.001	< 0.001	< 0.001	< 0.001	< 0.001	< 0.001	< 0.0025	< 0.00050	< 0.00020	< 0.00020	< 0.00020	< 0.00020	< 0.00020	< 0.00020
Sodium	NE	NE	NA	NA	NA	NA	NA	< 0.001	NA	NA	NA	NA	NA	NA	NA	NA
Thallium	**0.005**	0.063	< 0.0005	< 0.001	< 0.001	NA	< 0.001	NA	< 0.0010	**0.00035**	**0.00061**	**0.00094**	**0.00067**	**0.00031**	**0.00041**	**0.00040**
Vanadium	**0.05**	*0.27*	**0.003**	< 0.002	**0.002**	NA	< 0.002	**0.016**	< 0.025	**0.0056**	< 0.0050	< 0.0050	< 0.0050	< 0.0050	< 0.0050	**0.0074**
Zinc	**5**	**0.123**	**0.003**	< 0.002	**0.004**	NA	< 0.002	**0.009**	< 0.05	**0.024**	< 0.01	< 0.01	< 0.01	< 0.01	< 0.01	< 0.01

Table 3
Groundwater Analytical Data
February 2013 through November 2020

Location ID Sample ID Sample Date SDG	GWPC	SWPC	MW-35 MW-35-20170411-1 4/11/2017 17D0505	MW-35 MW-35-081617-1 8/16/2017 17H0897	MW-35 MW-35-111617-1 11/16/2017 17K1027	MW-35 MW-35-030618-1 3/6/2018 18C0227	MW-35 MW-35-062918-1 6/29/2018 18G0022	MW-35 MW-35-092818-1 9/28/2018 18I1338	MW-35 MW-35-121018-1 12/10/2018 18L0420	MW-35 MW-35-041519-1 4/15/2019 19D0788	MW-35 MW-35-071519-1 7/15/2019 19G0662	MW-35 MW-35-102219-1 10/22/2019 19J1349	MW-35 MW-35-012020-1 1/20/2020 20A0896	MW-35 MW-35-040620-1 4/6/2020 20D0235	MW-35 MW-35-071020-1 7/10/2020 20G0456	MW-35 MW-35-110520-1 11/5/2020 20K0256
PCBs (ug/l)																
Aroclor 1016	NE	NE	NA	NA	NA	NA	NA	NA	NA	NA	NA	NA	NA	NA	NA	NA
Aroclor 1221	NE	NE	NA	NA	NA	NA	NA	NA	NA	NA	NA	NA	NA	NA	NA	NA
Aroclor 1232	NE	NE	NA	NA	NA	NA	NA	NA	NA	NA	NA	NA	NA	NA	NA	NA
Aroclor 1242	NE	NE	NA	NA	NA	NA	NA	NA	NA	NA	NA	NA	NA	NA	NA	NA
Aroclor 1248	NE	NE	NA	NA	NA	NA	NA	NA	NA	NA	NA	NA	NA	NA	NA	NA
Aroclor 1254	NE	NE	NA	NA	NA	NA	NA	NA	NA	NA	NA	NA	NA	NA	NA	NA
Aroclor 1260	NE	NE	NA	NA	NA	NA	NA	NA	NA	NA	NA	NA	NA	NA	NA	NA
Aroclor 1262	NE	NE	NA	NA	NA	NA	NA	NA	NA	NA	NA	NA	NA	NA	NA	NA
Aroclor 1268	NE	NE	NA	NA	NA	NA	NA	NA	NA	NA	NA	NA	NA	NA	NA	NA
Total PCB Aroclors	0.5	0.5	NA	NA	NA	NA	NA	NA	NA	NA	NA	NA	NA	NA	NA	NA
Pesticides (ug/l)																
Total Pesticides	NE	NE	NA	NA	NA	NA	NA	< 0.047	NA	< 0.040	< 0.040	< 0.040	< 0.038	< 0.039	< 0.040	< 0.040
Herbicides (ug/l)																
Total Herbicides	NE	NE	NA	NA	NA	NA	NA	NA	NA	NA	NA	NA	NA	NA	NA	NA
PCB Homologs (ug/l)																
Decachlorobiphenyl (PCB-209)	NE	NE	< 0.0050	< 0.0054 UJ	< 0.0048	< 0.0051	< 0.0051	< 0.0049	< 0.0050	< 0.0049	< 0.0048	< 0.0050	< 0.0048	< 0.0050	< 0.0050	< 0.0051
Dichlorobiphenyl	NE	NE	< 0.0010	< 0.0011 UJ	< 0.00096	< 0.0010	< 0.0010	< 0.00098	< 0.00099	< 0.00098	< 0.00095	< 0.00099	< 0.00097	< 0.0010	< 0.0010	< 0.0010
Heptachlorobiphenyl	NE	NE	< 0.0030	< 0.0033 UJ	< 0.0029	< 0.0031	< 0.0031	< 0.0029	< 0.0030	< 0.0029	< 0.0029	< 0.0030	< 0.0029	< 0.0030	< 0.0030	< 0.0030
Hexachlorobiphenyl	NE	NE	< 0.0020	< 0.0022 UJ	< 0.0019	< 0.0020	< 0.0020	< 0.0020	< 0.0020	< 0.0020	< 0.0019	< 0.0020	< 0.0019	< 0.0020	< 0.0020	< 0.0020
Monochlorobiphenyl	NE	NE	< 0.0010	**0.0018 J**	< 0.00096	< 0.0010	< 0.0010	< 0.00098	< 0.00099	< 0.00098	< 0.00095	< 0.00099	< 0.00097	< 0.0010	< 0.0010	< 0.0010
Nonachlorobiphenyl	NE	NE	< 0.0050	< 0.0054 UJ	< 0.0048	< 0.0051	< 0.0051	< 0.0049	< 0.0050	< 0.0049	< 0.0048	< 0.0050	< 0.0048	< 0.0050	< 0.0050	< 0.0051
Octachlorobiphenyl	NE	NE	< 0.0030	< 0.0033 UJ	< 0.0029	< 0.0031	< 0.0031	< 0.0029	< 0.0030	< 0.0029	< 0.0029	< 0.0030	< 0.0029	< 0.0030	< 0.0030	< 0.0030
Pentachlorobiphenyl	NE	NE	< 0.0020	< 0.0022 UJ	< 0.0019	< 0.0020	< 0.0020	< 0.0020	< 0.0020	< 0.0020	< 0.0019	< 0.0020	< 0.0019	< 0.0020	< 0.0020	< 0.0020
Tetrachlorobiphenyl	NE	NE	< 0.0020	< 0.0022 UJ	< 0.0019	< 0.0020	< 0.0020	< 0.0020	< 0.0020	< 0.0020	< 0.0019	< 0.0020	< 0.0019	< 0.0020	< 0.0020	< 0.0020
Trichlorobiphenyl	NE	NE	< 0.0010	< 0.0011 UJ	< 0.00096	< 0.0010	< 0.0010	< 0.00098	< 0.00099	< 0.00098	< 0.00095	< 0.00099	< 0.0019	< 0.0020	< 0.0020	< 0.0020
Total PCB Homologues	**0.5**	**0.5**	< 0.0050	**0.0018 J**	< 0.0048	< 0.0051	< 0.0051	ND	ND	ND	ND	ND	< 0.0048	< 0.0050	< 0.0050	ND

Notes:
This is a summary table. Only detected compounds are presented.
Bold = Detected above reporting limit
GWPC = Ground water protection criteria
SWPC = Surface water protection criteria
Orange highlighted cells exceed GWPC
Yellow highlighted cells exceed SWPC
Italicized criteria indicate that criteria value is from CTDEEP Recommended Criteria Values for Common Additional Polluting Substances and Alternative Criteria Requests (September 2018)
<0.01 = Not detected above the specified laboratory reporting limit
NE = Criteriion has not been established
NA = Not analyzed for specific constituent
ug/L = microgram per liter
mg/L = milligram per Liter
(1) 0.1 mg/l is the current recommended screening criteria and requires CTDEEP approval to implement. 0.25 mg/l is the proposed GWPC.
(2) 100 ug/l is the promulgated GWPC. 70 ug/l is the Drinking Water Action Level set by the Connecticut Department of Public Health.

Table 3
Groundwater Analytical Data
February 2013 through November 2020

Location ID Sample ID Sample Date SDG	GWPC	SWPC	MW-AA12 MW-AA12-021513-1 2/15/2013 SB64640	MW-AA12 MW-AA12-051513-1 5/15/2013 SB69757	MW-AA12 MW-AA12-051613-1 5/16/2013 SB69757	MW-AA12 MW-AA12-08222013-1 8/22/2013 SB75529	MW-AA12 MW-AA12-11142013-1 11/14/2013 13110430	MW-AA12 MW-AA12-04142014 4/17/2014 14040385	MW-AA12 MW-AA12-092514-1 9/25/2014 14090859	MW-AA12 MW-AA12-121714-1 12/17/2014 14120417	MW-AA12 MW-AA12-071515-1 7/15/2015 GBJ47837	MW-AA12 MW-AA12-102915 10/29/2015 GBK15889	MW-AA12 MW-AA12-011216 1/12/2016 GBK52448	MW-AA12 MW-AA12-011316 1/13/2016 16010232	MW-AA12 MW-AA12-041416 4/14/2016 16040313	MW-AA12 MW-AA12-082416 8/24/2016 GBN97446
CT ETPH (mg/l)																
Aliphatic Hydrocarbons (ETPH) C9-C36	0.25	0.25	NA	NA	< 0.2	NA	NA	NA	NA	NA	NA	NA	NA	NA	NA	NA
Total Petroleum Hydrocarbons	0.25	0.25	NA	NA	< 0.2	NA	NA	NA	NA	NA	NA	NA	NA	NA	NA	NA
Unidentified	NE	NE	NA	NA	< 0.2	NA	NA	NA	NA	NA	NA	NA	NA	NA	NA	NA
VOCs (ug/l)																
1,2,4-Trimethylbenzene	5	49	< 1.00	< 1.00	NA	NA	NA	NA	NA	NA	NA	NA	NA	NA	NA	NA
Acetone	700	10000	< 10.0	< 10.0	NA	NA	NA	NA	NA	NA	NA	NA	NA	NA	NA	NA
Chloroform	6	14100	< 1.00	< 1.00	NA	NA	NA	NA	NA	NA	NA	NA	NA	NA	NA	NA
Chloromethane	18	10000	< 2.00	< 2.00	NA	NA	NA	NA	NA	NA	NA	NA	NA	NA	NA	NA
Methyl Tert Butyl Ether (MTBE)	70	10000	< 1.00	< 1.00	NA	NA	NA	NA	NA	NA	NA	NA	NA	NA	NA	NA
Naphthalene	280	210	< 1.00	1.67	NA	NA	NA	NA	NA	NA	NA	NA	NA	NA	NA	NA
p-Isopropyltoluene	25	200	< 1.00	< 1.00	NA	NA	NA	NA	NA	NA	NA	NA	NA	NA	NA	NA
Tetrachloroethylene	5	88	< 1.00	< 1.00	NA	NA	NA	NA	NA	NA	NA	NA	NA	NA	NA	NA
Tetrahydrofuran	4	9600	< 2.00	< 2.00	NA	NA	NA	NA	NA	NA	NA	NA	NA	NA	NA	NA
Toluene	1000	4000000	< 1.00	< 1.00	NA	NA	NA	NA	NA	NA	NA	NA	NA	NA	NA	NA
Trichloroethene	5	2340	< 1.00	< 1.00	NA	NA	NA	NA	NA	NA	NA	NA	NA	NA	NA	NA
SVOCs (ug/l)																
2-Methylnaphthalene	28	62	NA	NA	NA	NA	NA	NA	NA	NA	0.51	0.72	0.84	NA	0.56	NA
Acenaphthene	420	150	NA	NA	NA	NA	NA	NA	NA	NA	1.9	2.7	3.8	NA	< 0.09	NA
Acenaphthylene	420	0.3	NA	NA	NA	NA	NA	NA	NA	NA	< 0.10	< 0.05	< 0.05	NA	< 0.09	NA
Anthracene	2000	1100000	NA	NA	NA	NA	NA	NA	NA	NA	0.39	0.26	0.66	NA	< 0.09	NA
Benzo(a)anthracene	0.06	0.3	NA	NA	NA	NA	NA	NA	NA	NA	0.12	0.08	< 0.05	NA	< 0.05	NA
Benzo(a)pyrene	0.2	0.3	NA	NA	NA	NA	NA	NA	NA	NA	0.05	< 0.05	< 0.05	NA	< 0.09	NA
Benzo(b)fluoranthene	0.08	0.3	NA	NA	NA	NA	NA	NA	NA	NA	0.07	< 0.05	< 0.05	NA	< 0.07	NA
Benzo(g,h,i)perylene	0.48	150	NA	NA	NA	NA	NA	NA	NA	NA	< 0.10	0.07	< 0.05	NA	< 0.09	NA
Benzo(k)fluoranthene	0.5	0.3	NA	NA	NA	NA	NA	NA	NA	NA	0.02	< 0.05	< 0.05	NA	< 0.09	NA
Chrysene	4.8	0.54	NA	NA	NA	NA	NA	NA	NA	NA	0.12	0.12	< 0.05	NA	< 0.09	NA
Dibenzo(a,h)anthracene	0.1	0.3	NA	NA	NA	NA	NA	NA	NA	NA	< 0.01	< 0.01	< 0.01	NA	< 0.01	NA
Fluoranthene	280	3700	NA	NA	NA	NA	NA	NA	NA	NA	0.90	0.30	0.53	NA	0.10	NA
Fluorene	280	140000	NA	NA	NA	NA	NA	NA	NA	NA	1.1	1.3	2.2	NA	0.61	NA
Indeno(1,2,3-cd)pyrene	0.1	0.54	NA	NA	NA	NA	NA	NA	NA	NA	0.02	< 0.05	< 0.05	NA	< 0.09	NA
Naphthalene	280	210	NA	NA	NA	NA	NA	NA	NA	NA	2.2	3.3	2.3	NA	2.4	NA
Phenanthrene	200	0.077	NA	NA	NA	NA	NA	NA	NA	NA	2.1	1.1	2.7	NA	1.3	NA
Pyrene	200	110000	NA	NA	NA	NA	NA	NA	NA	NA	0.63	0.39	0.33	NA	< 0.09	NA
SVOC-SIMs (ug/l)																
1-Methylnaphthalene	5	61	0.203	NA	1.08	1.73	NA	NA	NA	NA	NA	NA	NA	NA	NA	NA
2-Methylnaphthalene	28	62	< 0.161	NA	0.601	1.67	NA	NA	NA	NA	NA	NA	NA	NA	NA	NA
Acenaphthene	420	150	1.36	NA	3.63	4.28	NA	NA	NA	NA	NA	NA	NA	NA	NA	NA
Acenaphthylene	420	0.3	< 0.161	NA	< 0.065	0.087	NA	NA	NA	NA	NA	NA	NA	NA	NA	NA
Anthracene	2000	1100000	< 0.161	NA	0.674	0.834	NA	NA	NA	NA	NA	NA	NA	NA	NA	NA
Benzo(a)anthracene	0.06	0.3	< 0.161	NA	0.182	0.186	NA	NA	NA	NA	NA	NA	NA	NA	NA	NA
Benzo(a)pyrene	0.2	0.3	< 0.161	NA	0.133	0.179	NA	NA	NA	NA	NA	NA	NA	NA	NA	NA
Benzo(b)fluoranthene	0.08	0.3	< 0.161	NA	0.097	0.173	NA	NA	NA	NA	NA	NA	NA	NA	NA	NA
Benzo(g,h,i)perylene	0.48	150	< 0.161	NA	< 0.065	0.121	NA	NA	NA	NA	NA	NA	NA	NA	NA	NA
Benzo(k)fluoranthene	0.5	0.3	< 0.161	NA	0.079	0.132	NA	NA	NA	NA	NA	NA	NA	NA	NA	NA
Chrysene	4.8	0.54	< 0.161	NA	0.165	0.140	NA	NA	NA	NA	NA	NA	NA	NA	NA	NA
Dibenzo(a,h)anthracene	0.1	0.3	< 0.161	NA	< 0.065	0.055	NA	NA	NA	NA	NA	NA	NA	NA	NA	NA
Fluoranthene	280	3700	0.313	NA	0.812	0.669	NA	NA	NA	NA	NA	NA	NA	NA	NA	NA
Fluorene	280	140000	0.352	NA	1.79	2.63	NA	NA	NA	NA	NA	NA	NA	NA	NA	NA
Indeno(1,2,3-cd)pyrene	0.1	0.54	< 0.161	NA	0.077	0.159	NA	NA	NA	NA	NA	NA	NA	NA	NA	NA
Naphthalene	280	210	< 0.161	NA	0.590	10.1	NA	NA	NA	NA	NA	NA	NA	NA	NA	NA
Phenanthrene	200	0.077	0.410	NA	3.29	3.39	NA	NA	NA	NA	NA	NA	NA	NA	NA	NA
Pyrene	200	110000	0.206	NA	0.577	0.523	NA	NA	NA	NA	NA	NA	NA	NA	NA	NA
Total Metals (mg/l)																
Antimony	0.006	86	< 0.0060	NA	NA	NA	NA	NA	NA	NA	< 0.005	< 0.005	< 0.005	NA	< 0.005	< 0.005
Arsenic	0.05	0.004	< 0.0040	NA	NA	NA	NA	NA	NA	NA	< 0.004	< 0.004	< 0.004	NA	< 0.004	< 0.004
Barium	1	2.2	0.0627	NA	NA	NA	NA	NA	NA	NA	0.577	0.265	0.314	NA	0.147	0.449
Beryllium	0.004	0.004	< 0.0020	NA	NA	NA	NA	NA	NA	NA	< 0.001	< 0.001	< 0.001	NA	< 0.001	< 0.001
Cadmium	0.005	0.006	< 0.0025	NA	NA	NA	NA	NA	NA	NA	< 0.001	< 0.001	< 0.001	NA	< 0.001	< 0.001
Calcium	NE	NE	25.4	NA	NA	NA	NA	NA	NA	NA	NA	NA	NA	NA	NA	NA
Chromium	0.05	NE	< 0.0050	NA	NA	NA	NA	NA	NA	NA	< 0.001	< 0.001	< 0.001	NA	< 0.001	< 0.001
Cobalt	NE	NE	NA	NA	NA	NA	NA	NA	NA	NA	NA	NA	NA	NA	NA	NA
Copper	1.3	0.048	< 0.0050	NA	NA	NA	NA	NA	NA	NA	< 0.005	< 0.005	< 0.005	NA	< 0.005	< 0.005
Iron	NE	10	0.0968	NA	NA	NA	NA	NA	NA	NA	NA	NA	NA	NA	NA	NA
Lead	0.015	0.013	< 0.0075	NA	NA	NA	NA	NA	NA	NA	0.002	< 0.002	0.005	NA	0.003	< 0.002
Magnesium	NE	NE	1.46	NA	NA	NA	NA	NA	NA	NA	NA	NA	NA	NA	NA	NA
Manganese	0.5	0.93	0.0342	NA	NA	NA	NA	NA	NA	NA	NA	NA	NA	NA	NA	NA
Mercury	0.002	0.0004	< 0.00020	NA	NA	NA	NA	NA	NA	NA	< 0.0002	< 0.0002	< 0.0002	NA	< 0.0002	< 0.0002
Nickel	0.1	0.88	< 0.0050	NA	NA	NA	NA	NA	NA	NA	0.002	0.002	< 0.001	NA	0.003	< 0.001
Potassium	NE	NE	3.17	NA	NA	NA	NA	NA	NA	NA	NA	NA	NA	NA	NA	NA
Selenium	0.05	0.05	< 0.0150	NA	NA	NA	NA	NA	NA	NA	< 0.010	< 0.010	< 0.010	NA	< 0.010	< 0.010
Silver	0.036	0.012	< 0.0050	NA	NA	NA	NA	NA	NA	NA	< 0.001	< 0.001	< 0.001	NA	< 0.001	< 0.001
Sodium	NE	NE	6.63	NA	NA	NA	NA	NA	NA	NA	NA	NA	NA	NA	NA	NA
Thallium	0.005	0.063	< 0.0050	NA	NA	NA	NA	NA	NA	NA	< 0.001	< 0.001	< 0.001	NA	< 0.001	< 0.001
Vanadium	0.05	0.27	< 0.0050	NA	NA	NA	NA	NA	NA	NA	< 0.002	< 0.002	< 0.002	NA	< 0.002	< 0.002
Zinc	5	0.123	0.119	NA	NA	NA	NA	NA	NA	NA	0.018	0.142	0.115	NA	0.205	0.155

Table 3
Groundwater Analytical Data
February 2013 through November 2020

Location ID Sample ID Sample Date SDG	GWPC	SWPC	MW-AA12 MW-AA12-021513-1 2/15/2013 SB64640	MW-AA12 MW-AA12-051513-1 5/15/2013 SB69757	MW-AA12 MW-AA12-051613-1 5/16/2013 SB69757	MW-AA12 MW-AA12-08222013-1 8/22/2013 SB75529	MW-AA12 MW-AA12-11142013-1 11/14/2013 13110430	MW-AA12 MW-AA12-04142014-1 4/17/2014 14040385	MW-AA12 MW-AA12-092514-1 9/25/2014 14090859	MW-AA12 MW-AA12-121714-1 12/17/2014 14120417	MW-AA12 MW-AA12-071515-1 7/15/2015 GBJ47837	MW-AA12 MW-AA12-102915 10/29/2015 GBK15889	MW-AA12 MW-AA12-011216 1/12/2016 GBK52448	MW-AA12 MW-AA12-011316 1/13/2016 16010232	MW-AA12 MW-AA12-041416 4/14/2016 16040313	MW-AA12 MW-AA12-082416 8/24/2016 GBN97446
PCBs (ug/l)																
Aroclor 1016	NE	NE	NA	NA	NA	NA	NA	NA	NA	NA	NA	NA	NA	NA	NA	NA
Aroclor 1221	NE	NE	NA	NA	NA	NA	NA	NA	NA	NA	NA	NA	NA	NA	NA	NA
Aroclor 1232	NE	NE	NA	NA	NA	NA	NA	NA	NA	NA	NA	NA	NA	NA	NA	NA
Aroclor 1242	NE	NE	NA	NA	NA	NA	NA	NA	NA	NA	NA	NA	NA	NA	NA	NA
Aroclor 1248	NE	NE	NA	NA	NA	NA	NA	NA	NA	NA	NA	NA	NA	NA	NA	NA
Aroclor 1254	NE	NE	NA	NA	NA	NA	NA	NA	NA	NA	NA	NA	NA	NA	NA	NA
Aroclor 1260	NE	NE	NA	NA	NA	NA	NA	NA	NA	NA	NA	NA	NA	NA	NA	NA
Aroclor 1262	NE	NE	NA	NA	NA	NA	NA	NA	NA	NA	NA	NA	NA	NA	NA	NA
Aroclor 1268	NE	NE	NA	NA	NA	NA	NA	NA	NA	NA	NA	NA	NA	NA	NA	NA
Total PCB Aroclors	0.5	0.5	NA	NA	NA	NA	NA	NA	NA	NA	NA	NA	NA	NA	NA	NA
Pesticides (ug/l)																
Total Pesticides	NE	NE	NA	NA	NA	NA	NA	NA	NA	NA	NA	NA	NA	NA	NA	NA
Herbicides (ug/l)																
Total Herbicides	NE	NE	NA	NA	NA	NA	NA	NA	NA	NA	NA	NA	NA	NA	NA	NA
PCB Homologs (ug/l)																
Decachlorobiphenyl (PCB-209)	NE	NE	< 0.0379	< 0.0294	NA	< 0.0294	< 0.025	< 0.025	< 0.0481	< 0.025	< 0.0255	< 0.025	NA	< 0.025	< 0.0291	< 0.0526
Dichlorobiphenyl	NE	NE	**1.47**	**1.08**	NA	**1.39**	**1.88**	**1.20**	**1.99**	**2.32**	**1.18**	**1.67**	NA	**1.37**	**1.29**	**4.23**
Heptachlorobiphenyl	NE	NE	< 0.0227	< 0.0176	NA	< 0.0176	< 0.015	< 0.015	< 0.0288	**0.0751**	< 0.0153	< 0.015	NA	< 0.015	< 0.0174	< 0.0316
Hexachlorobiphenyl	NE	NE	< 0.0152	< 0.0118	NA	< 0.0118	**0.293**	< 0.01	< 0.0192	< 0.01	< 0.0102	< 0.01	NA	< 0.01	< 0.0116	**0.139**
Monochlorobiphenyl	NE	NE	**0.144**	**0.154**	NA	**0.252**	**0.289**	**0.209**	**0.256**	**0.161**	**0.0967**	**0.139**	NA	< 0.005	**0.109**	**0.296**
Nonachlorobiphenyl	NE	NE	< 0.0379	< 0.0294	NA	< 0.0294	< 0.025	< 0.025	< 0.0481	< 0.025	< 0.0255	< 0.025	NA	< 0.025	< 0.0291	< 0.0526
Octachlorobiphenyl	NE	NE	< 0.0227	< 0.0176	NA	< 0.0176	< 0.015	< 0.015	< 0.0288	**0.0206**	< 0.0153	< 0.015	NA	< 0.015	< 0.0174	< 0.0316
Pentachlorobiphenyl	NE	NE	< 0.0152	< 0.0118	NA	< 0.0118	**1.02**	< 0.01	< 0.0192	**0.341**	< 0.0102	< 0.01	NA	< 0.01	**0.0571**	**3.67**
Tetrachlorobiphenyl	NE	NE	< 0.0152	**0.116**	NA	**0.0406**	**1.95**	**0.140**	**0.0390**	**1.91**	< 0.0102	< 0.01	NA	**0.200**	**0.408**	< 0.0211
Trichlorobiphenyl	NE	NE	**0.478**	**0.568**	NA	**0.525**	**2.34**	**0.765**	**0.886**	**3.38**	**0.673**	**0.867**	NA	**0.948**	**0.936**	**7.78**
Total PCB Homologues	**0.5**	**0.5**	**2.092**	**1.92**	NA	**2.21**	**7.772**	**2.314**	**3.17**	**8.21**	**1.95**	**2.68**	NA	**2.52**	**2.80**	**16.1**

Notes:
This is a summary table. Only detected compounds are presented.
Bold = Detected above reporting limit
GWPC = Ground water protection criteria
SWPC = Surface water protection criteria
Orange highlighted cells exceed GWPC
Yellow highlighted cells exceed SWPC
Italicized criteria indicate that criteria value is from CTDEEP Recommended Criteria Values for Common Additional Polluting Substances and Alternative Criteria Requests (September 2018)
<0.01 = Not detected above the specified laboratory reporting limit
NE = Criteriion has not been established
NA = Not analyzed for specific constituent
ug/L = microgram per liter
mg/L = milligram per Liter
(1) 0.1 mg/l is the current recommended screening criteria and requires CTDEEP approval to implement. 0.25 mg/l is the proposed GWPC.
(2) 100 ug/l is the promulgated GWPC. 70 ug/l is the Drinking Water Action Level set by the Connecticut Department of Public Health.

Table 3
Groundwater Analytical Data
February 2013 through November 2020

Location ID Sample ID Sample Date SDG	GWPC	SWPC	MW-AA12 MW-AA12-20170411-1 4/11/2017 17D0505	MW-AA12 MW-AA12-082417-1 8/24/2017 GBY92749	MW-AA12 MW-AA12-030818-1 3/8/2018 18C0412	MW-AA12 MW-AA12-062718-1 6/27/2018 18F1460	MW-AA12 MW-AA12-121318-1 12/13/2018 18L0663	MW-AA12 MW-AA12-041819-1 4/18/2019 19D0971	MW-AA12 MW-AA12-071619-1 7/16/2019 19G0888	MW-AA12 MW-AA12-102319-1 10/23/2019 19J1470	MW-AA12 MW-AA12-012020-1 1/20/2020 20A0885	MW-AA12 MW-AA12-040720-1 4/7/2020 20D0295	MW-AA12 MW-AA12-071320-1 7/13/2020 20G0538	MW-AA12 MW-AA12-110620-1 11/6/2020 20K0339	MW-AA12D MW-AA12-D-082417-1 8/24/2017 17H1571	MW-AA12D MW-AA12D-111417-1 11/14/2017 17K0813
CT ETPH (mg/l)																
Aliphatic Hydrocarbons (ETPH) C9-C36	0.25	0.25	NA	NA	NA	NA	NA	NA	NA	0.70	NA	NA	NA	NA	NA	NA
Total Petroleum Hydrocarbons	0.25	0.25	NA	NA	NA	NA	NA	NA	NA	NA	NA	NA	NA	NA	NA	NA
Unidentified	NE	NE	NA	NA	NA	NA	NA	NA	NA	NA	NA	NA	NA	NA	NA	NA
VOCs (ug/l)																
1,2,4-Trimethylbenzene	5	49	NA	NA	NA	NA	NA	< 0.50	NA	NA	NA	NA	NA	NA	NA	NA
Acetone	700	10000	NA	NA	NA	NA	NA	< 10	NA	NA	NA	NA	NA	NA	NA	NA
Chloroform	6	14100	NA	NA	NA	NA	NA	< 0.50	NA	NA	NA	NA	NA	NA	NA	NA
Chloromethane	18	10000	NA	NA	NA	NA	NA	< 0.60	NA	NA	NA	NA	NA	NA	NA	NA
Methyl Tert Butyl Ether (MTBE)	70	10000	NA	NA	NA	NA	NA	< 0.50	NA	NA	NA	NA	NA	NA	NA	NA
Naphthalene	280	210	NA	NA	NA	NA	NA	< 2.0	NA	NA	NA	NA	NA	NA	NA	NA
p-Isopropyltoluene	25	200	NA	NA	NA	NA	NA	< 0.50	NA	NA	NA	NA	NA	NA	NA	NA
Tetrachloroethylene	5	88	NA	NA	NA	NA	NA	< 1.0	NA	NA	NA	NA	NA	NA	NA	NA
Tetrahydrofuran	4	9600	NA	NA	NA	NA	NA	< 10	NA	NA	NA	NA	NA	NA	NA	NA
Toluene	1000	4000000	NA	NA	NA	NA	NA	< 1.0	NA	NA	NA	NA	NA	NA	NA	NA
Trichloroethene	5	2340	NA	NA	NA	NA	NA	< 1.0	NA	NA	NA	NA	NA	NA	NA	NA
SVOCs (ug/l)																
2-Methylnaphthalene	28	62	1.4	0.72	0.66	< 0.05	NA	NA	< 1.0	< 1.0	NA	NA	NA	NA	NA	NA
Acenaphthene	420	150	6.4	5.6	4.1	0.62	NA	NA	3.3	< 0.30	NA	NA	NA	NA	NA	NA
Acenaphthylene	420	0.3	< 0.05	0.10	0.07	0.05	NA	NA	< 0.20	< 0.20	NA	NA	NA	NA	NA	NA
Anthracene	2000	1100000	0.58	3.0	1.3	0.07	NA	NA	0.39	< 0.20	NA	NA	NA	NA	NA	NA
Benzo(a)anthracene	0.06	0.3	< 0.05	6.0	1.9	0.05	NA	NA	< 0.050	< 0.051	NA	NA	NA	NA	NA	NA
Benzo(a)pyrene	0.2	0.3	< 0.05	4.9	1.7	< 0.05	NA	NA	< 0.10	< 0.10	NA	NA	NA	NA	NA	NA
Benzo(b)fluoranthene	0.08	0.3	< 0.05	5.3	1.6	0.05	NA	NA	< 0.050	< 0.051	NA	NA	NA	NA	NA	NA
Benzo(g,h,i)perylene	0.48	150	< 0.05	3.5	1.1	< 0.05	NA	NA	< 0.50	< 0.51	NA	NA	NA	NA	NA	NA
Benzo(k)fluoranthene	0.5	0.3	< 0.05	2.9	1.4	< 0.05	NA	NA	< 0.20	< 0.20	NA	NA	NA	NA	NA	NA
Chrysene	4.8	0.54	< 0.05	4.5	1.7	0.06	NA	NA	< 0.20	< 0.20	NA	NA	NA	NA	NA	NA
Dibenzo(a,h)anthracene	0.1	0.3	< 0.01	1.7	0.44	< 0.01	NA	NA	< 0.10	< 0.10	NA	NA	NA	NA	NA	NA
Fluoranthene	280	3700	0.42	9.5	3.9	0.18	NA	NA	< 0.50	< 0.51	NA	NA	NA	NA	NA	NA
Fluorene	280	140000	3.4	3.7	2.5	0.34	NA	NA	1.6	< 1.0	NA	NA	NA	NA	NA	NA
Indeno(1,2,3-cd)pyrene	0.1	0.54	< 0.05	3.5	1.0	< 0.05	NA	NA	< 0.10	< 0.10	NA	NA	NA	NA	NA	NA
Naphthalene	280	210	8.2	1.9	1.6	0.18	NA	NA	< 1.0	< 1.0	NA	NA	NA	NA	NA	NA
Phenanthrene	200	0.077	2.9	9.6	4.7	0.07	NA	NA	1.5	< 0.051	NA	NA	NA	NA	NA	NA
Pyrene	200	110000	0.23	7.8	3.4	0.10	NA	NA	< 1.0	< 1.0	NA	NA	NA	NA	NA	NA
SVOC-SIMs (ug/l)																
1-Methylnaphthalene	5	61	NA	NA	NA	NA	NA	NA	NA	NA	NA	NA	NA	NA	NA	NA
2-Methylnaphthalene	28	62	NA	NA	NA	NA	NA	NA	NA	NA	NA	NA	NA	NA	NA	NA
Acenaphthene	420	150	NA	NA	NA	NA	NA	NA	NA	NA	NA	NA	NA	NA	NA	NA
Acenaphthylene	420	0.3	NA	NA	NA	NA	NA	NA	NA	NA	NA	NA	NA	NA	NA	NA
Anthracene	2000	1100000	NA	NA	NA	NA	NA	NA	NA	NA	NA	NA	NA	NA	NA	NA
Benzo(a)anthracene	0.06	0.3	NA	NA	NA	NA	NA	NA	NA	NA	NA	NA	NA	NA	NA	NA
Benzo(a)pyrene	0.2	0.3	NA	NA	NA	NA	NA	NA	NA	NA	NA	NA	NA	NA	NA	NA
Benzo(b)fluoranthene	0.08	0.3	NA	NA	NA	NA	NA	NA	NA	NA	NA	NA	NA	NA	NA	NA
Benzo(g,h,i)perylene	0.48	150	NA	NA	NA	NA	NA	NA	NA	NA	NA	NA	NA	NA	NA	NA
Benzo(k)fluoranthene	0.5	0.3	NA	NA	NA	NA	NA	NA	NA	NA	NA	NA	NA	NA	NA	NA
Chrysene	4.8	0.54	NA	NA	NA	NA	NA	NA	NA	NA	NA	NA	NA	NA	NA	NA
Dibenzo(a,h)anthracene	0.1	0.3	NA	NA	NA	NA	NA	NA	NA	NA	NA	NA	NA	NA	NA	NA
Fluoranthene	280	3700	NA	NA	NA	NA	NA	NA	NA	NA	NA	NA	NA	NA	NA	NA
Fluorene	280	140000	NA	NA	NA	NA	NA	NA	NA	NA	NA	NA	NA	NA	NA	NA
Indeno(1,2,3-cd)pyrene	0.1	0.54	NA	NA	NA	NA	NA	NA	NA	NA	NA	NA	NA	NA	NA	NA
Naphthalene	280	210	NA	NA	NA	NA	NA	NA	NA	NA	NA	NA	NA	NA	NA	NA
Phenanthrene	200	0.077	NA	NA	NA	NA	NA	NA	NA	NA	NA	NA	NA	NA	NA	NA
Pyrene	200	110000	NA	NA	NA	NA	NA	NA	NA	NA	NA	NA	NA	NA	NA	NA
Total Metals (mg/l)																
Antimony	0.006	86	< 0.005	< 0.005	< 0.005	< 0.005	NA	< 0.0010	< 0.0010	< 0.0010	NA	NA	NA	NA	NA	NA
Arsenic	0.05	0.004	< 0.004	< 0.004	< 0.004	< 0.004	NA	0.00097	0.00093	0.0025	NA	NA	NA	NA	NA	NA
Barium	1	2.2	0.675	0.594	0.242	0.780	NA	0.22	0.32	0.12	NA	NA	NA	NA	NA	NA
Beryllium	0.004	0.004	< 0.001	< 0.001	< 0.001	< 0.001	NA	< 0.00040	< 0.00040	< 0.00040	NA	NA	NA	NA	NA	NA
Cadmium	0.005	0.006	< 0.001	< 0.001	< 0.001	< 0.001	NA	< 0.00050	< 0.00020	< 0.00020	NA	NA	NA	NA	NA	NA
Calcium	NE	NE	NA	NA	NA	NA	NA	NA	NA	NA	NA	NA	NA	NA	NA	NA
Chromium	0.05	NE	< 0.001	< 0.001	< 0.001	< 0.001	NA	< 0.0010	< 0.0010	< 0.0010	NA	NA	NA	NA	NA	NA
Cobalt	NE	NE	NA	NA	NA	NA	NA	NA	NA	NA	NA	NA	NA	NA	NA	NA
Copper	1.3	0.048	< 0.005	< 0.005	< 0.005	< 0.005	NA	< 0.0050	0.0019	0.0086	NA	NA	NA	NA	NA	NA
Iron	NE	10	NA	NA	NA	NA	NA	NA	NA	NA	NA	NA	NA	NA	NA	NA
Lead	0.015	0.013	< 0.002	< 0.002	< 0.002	< 0.002	NA	0.0018	0.0031	0.0015	NA	NA	NA	NA	NA	NA
Magnesium	NE	NE	NA	NA	NA	NA	NA	NA	NA	NA	NA	NA	NA	NA	NA	NA
Manganese	0.5	0.93	NA	NA	NA	NA	NA	NA	NA	NA	NA	NA	NA	NA	NA	NA
Mercury	0.002	0.0004	< 0.0002	< 0.0002	< 0.0002	< 0.0002	NA	< 0.00010	< 0.00010	< 0.00010	NA	NA	NA	NA	NA	NA
Nickel	0.1	0.88	0.001	0.002	0.001	0.002	NA	< 0.0050	0.0055	< 0.0050	NA	NA	NA	NA	NA	NA
Potassium	NE	NE	NA	NA	NA	NA	NA	NA	NA	NA	NA	NA	NA	NA	NA	NA
Selenium	0.05	0.05	< 0.010	< 0.010	< 0.010	< 0.010	NA	< 0.0050	< 0.0050	< 0.0050	NA	NA	NA	NA	NA	NA
Silver	0.036	0.012	< 0.001	< 0.001	< 0.001	< 0.001	NA	< 0.00050	< 0.00020	< 0.00020	NA	NA	NA	NA	NA	NA
Sodium	NE	NE	NA	NA	NA	NA	NA	NA	NA	NA	NA	NA	NA	NA	NA	NA
Thallium	0.005	0.063	< 0.0005	< 0.001	< 0.0005	< 0.0005	NA	< 0.00020	< 0.00020	< 0.00020	NA	NA	NA	NA	NA	NA
Vanadium	0.05	0.27	< 0.002	< 0.002	< 0.002	< 0.002	NA	< 0.0050	< 0.0050	< 0.0050	NA	NA	NA	NA	NA	NA
Zinc	5	0.123	0.028	0.045	0.275	0.206	NA	0.84	1.7	1.6	NA	NA	NA	NA	NA	NA

Table 3
Groundwater Analytical Data
February 2013 through November 2020

Location ID Sample ID Sample Date SDG	GWPC	SWPC	MW-AA12 MW-AA12-20170411-1 4/11/2017 17D0505	MW-AA12 MW-AA12-082417-1 8/24/2017 GBY92749	MW-AA12 MW-AA12-030818-1 3/8/2018 18C0412	MW-AA12 MW-AA12-062718-1 6/27/2018 18F1460	MW-AA12 MW-AA12-121318-1 12/13/2018 18L0663	MW-AA12 MW-AA12-041819-1 4/18/2019 19D0971	MW-AA12 MW-AA12-071619-1 7/16/2019 19G0888	MW-AA12 MW-AA12-102319-1 10/23/2019 19J1470	MW-AA12 MW-AA12-012020-1 1/20/2020 20A0885	MW-AA12 MW-AA12-040720-1 4/7/2020 20D0295	MW-AA12 MW-AA12-071320-1 7/13/2020 20G0538	MW-AA12 MW-AA12-110620-1 11/6/2020 20K0339	MW-AA12D MW-AA12-D-082417-1 8/24/2017 17H1571	MW-AA12D MW-AA12D-111417-1 11/14/2017 17K0813
PCBs (ug/l)																
Aroclor 1016	NE	NE	NA	NA	NA	NA	NA	NA	NA	NA	NA	NA	NA	NA	NA	NA
Aroclor 1221	NE	NE	NA	NA	NA	NA	NA	NA	NA	NA	NA	NA	NA	NA	NA	NA
Aroclor 1232	NE	NE	NA	NA	NA	NA	NA	NA	NA	NA	NA	NA	NA	NA	NA	NA
Aroclor 1242	NE	NE	NA	NA	NA	NA	NA	NA	NA	NA	NA	NA	NA	NA	NA	NA
Aroclor 1248	NE	NE	NA	NA	NA	NA	NA	NA	NA	NA	NA	NA	NA	NA	NA	NA
Aroclor 1254	NE	NE	NA	NA	NA	NA	NA	NA	NA	NA	NA	NA	NA	NA	NA	NA
Aroclor 1260	NE	NE	NA	NA	NA	NA	NA	NA	NA	NA	NA	NA	NA	NA	NA	NA
Aroclor 1262	NE	NE	NA	NA	NA	NA	NA	NA	NA	NA	NA	NA	NA	NA	NA	NA
Aroclor 1268	NE	NE	NA	NA	NA	NA	NA	NA	NA	NA	NA	NA	NA	NA	NA	NA
Total PCB Aroclors	0.5	0.5	NA	NA	NA	NA	NA	NA	NA	NA	NA	NA	NA	NA	NA	NA
Pesticides (ug/l)																
Total Pesticides	NE	NE	NA	NA	NA	NA	NA	NA	NA	NA	NA	NA	NA	NA	NA	NA
Herbicides (ug/l)																
Total Herbicides	NE	NE	NA	NA	NA	NA	NA	NA	NA	NA	NA	NA	NA	NA	NA	NA
PCB Homologs (ug/l)																
Decachlorobiphenyl (PCB-209)	NE	NE	< 0.0052	< 0.0050 UJ	< 0.0054	< 0.0051	< 0.0051	< 0.0051	< 0.0051	< 0.0052	< 0.0050	< 0.0047	< 0.0050	< 0.0065	< 0.0050 UJ	< 0.0052
Dichlorobiphenyl	NE	NE	**0.98**	**0.29 J**	**1.1**	**0.96**	**0.42**	**0.28**	**0.049**	**0.050**	**0.11**	**0.13**	**0.20**	**0.33**	**0.029 J**	**0.0087**
Heptachlorobiphenyl	NE	NE	< 0.0031	< 0.0030 UJ	< 0.0032	< 0.0030	< 0.0031	< 0.0030	< 0.0031	< 0.0031	**0.0074**	< 0.0028	< 0.0030	< 0.0039	< 0.0030 UJ	< 0.0031
Hexachlorobiphenyl	NE	NE	< 0.0021	< 0.0020 UJ	**0.0069**	**0.0055**	< 0.0020	< 0.0020	< 0.0020	**0.0022**	**0.070**	< 0.0019	< 0.0020	< 0.0026	< 0.0020 UJ	< 0.0021
Monochlorobiphenyl	NE	NE	**0.094**	**0.019 J**	**0.068**	**0.046**	**0.0079**	**0.0097**	**0.0015**	**0.0013**	< 0.0010	**0.074**	**0.16**	**0.055**	**0.0053 J**	**0.0013**
Nonachlorobiphenyl	NE	NE	< 0.0052	< 0.0050 UJ	< 0.0054	< 0.0051	< 0.0051	< 0.0051	< 0.0051	< 0.0052	< 0.0050	< 0.0047	< 0.0050	< 0.0065	< 0.0050 UJ	< 0.0052
Octachlorobiphenyl	NE	NE	< 0.0031	< 0.0030 UJ	< 0.0032	< 0.0030	< 0.0031	< 0.0030	< 0.0031	< 0.0031	< 0.0030	< 0.0028	< 0.0030	< 0.0039	< 0.0030 UJ	< 0.0031
Pentachlorobiphenyl	NE	NE	**0.016**	< 0.0020 UJ	**0.037**	**0.054**	**0.014**	**0.016**	**0.024**	**0.034**	**0.17**	**0.0094**	**0.011**	**0.0094**	< 0.0020 UJ	< 0.0021
Tetrachlorobiphenyl	NE	NE	**0.12**	**0.042 J**	**0.25**	**0.26**	**0.10**	**0.12**	**0.17**	**0.20**	**0.38**	**0.078**	**0.12**	**0.095**	**0.041 J**	**0.022**
Trichlorobiphenyl	NE	NE	**0.45**	**0.15 J**	**0.67**	**0.63**	**0.39**	**0.35**	**0.44**	**0.30**	**0.25**	**0.18**	**0.28**	**0.32**	**0.067 J**	**0.024**
Total PCB Homologues	**0.5**	**0.5**	**1.66**	**0.51 J**	**2.1319**	**1.9555**	**0.94**	**0.77**	**0.69**	**0.58**	**0.9874**	**0.4714**	**0.771**	**0.81**	**0.14 J**	**0.056**

Notes:
This is a summary table. Only detected compounds are presented.
Bold = Detected above reporting limit
GWPC = Ground water protection criteria
SWPC = Surface water protection criteria
Orange highlighted cells exceed GWPC
Yellow highlighted cells exceed SWPC
Italicized criteria indicate that criteria value is from CTDEEP Recommended Criteria Values for Common Additional Polluting Substances and Alternative Criteria Requests (September 2018)
<0.01 = Not detected above the specified laboratory reporting limit
NE = Criteriion has not been established
NA = Not analyzed for specific constituent
ug/L = microgram per liter
mg/L = milligram per Liter
(1) 0.1 mg/l is the current recommended screening criteria and requires CTDEEP approval to implement. 0.25 mg/l is the proposed GWPC.
(2) 100 ug/l is the promulgated GWPC. 70 ug/l is the Drinking Water Action Level set by the Connecticut Department of Public Health.

Table 3
Groundwater Analytical Data
February 2013 through November 2020

Location ID Sample ID Sample Date SDG	GWPC	SWPC	MW-AA12D MW-AA12D-030618-1 3/6/2018 18C0227	MW-AA12D MW-AA12D-062618-1 6/26/2018 18F1321	MW-AA12D MW-AA12D-092618-1 9/26/2018 18I1195	MW-AA12D MW-AA12D-121218-1 12/12/2018 18L0583	MW-AA12D MW-AA12D-041819-1 4/18/2019 19D0971	MW-AA12D MW-AA12D-071719-1 7/17/2019 19G0888	MW-AA12D MW-AA12D-071719-2 7/17/2019 19G0888	MW-AA12D MW-AA12D-102319-1 10/23/2019 19J1470	MW-AA12D MW-AA12D-012020-1 1/20/2020 20A0896	MW-AA12D MW-AA12D-040720-1 4/7/2020 20D0295	MW-AA12D MW-AA12D-070820-1 7/8/2020 20G0356	MW-AA12D MW-AA12D-110620-1 11/6/2020 20K0339	MW-AA19 MW-AA19-021213-1 2/12/2013 SB64486	MW-AA19 MW-AA19-051513-1 5/15/2013 SB69668
CT ETPH (mg/l)																
Aliphatic Hydrocarbons (ETPH) C9-C36	**0.25**	*0.25*	NA	NA	NA	NA	NA	< 0.15	NA	NA	< 0.15	< 0.14	< 0.15	< 0.16	< 0.2	< 0.2
Total Petroleum Hydrocarbons	**0.25**	*0.25*	NA	NA	NA	NA	NA	NA	NA	NA	NA	NA	NA	NA	< 0.2	< 0.2
Unidentified	NE	NE	NA	NA	NA	NA	NA	NA	NA	NA	NA	NA	NA	NA	< 0.2	< 0.2
VOCs (ug/l)																
1,2,4-Trimethylbenzene	*5*	*49*	NA	NA	NA	NA	NA	NA	NA	NA	NA	NA	NA	NA	< 1.00	< 1.00
Acetone	700	*10000*	NA	NA	NA	NA	NA	NA	NA	NA	NA	NA	NA	NA	< 10.0	< 10.0
Chloroform	**6**	14100	NA	NA	NA	NA	NA	NA	NA	NA	NA	NA	NA	NA	< 1.00	< 1.00
Chloromethane	*18*	*10000*	NA	NA	NA	NA	NA	NA	NA	NA	NA	NA	NA	NA	< 2.00	< 2.00
Methyl Tert Butyl Ether (MTBE)	70	*10000*	NA	NA	NA	NA	NA	NA	NA	NA	NA	NA	NA	NA	< 1.00	< 1.00
Naphthalene	280	*210*	NA	NA	NA	NA	NA	NA	NA	NA	NA	NA	NA	NA	< 1.00	< 1.00
p-Isopropyltoluene	*25*	*200*	NA	NA	NA	NA	NA	NA	NA	NA	NA	NA	NA	NA	< 1.00	< 1.00
Tetrachloroethylene	5	88	NA	NA	NA	NA	NA	NA	NA	NA	NA	NA	NA	NA	< 1.00	< 1.00
Tetrahydrofuran	*4*	*9600*	NA	NA	NA	NA	NA	NA	NA	NA	NA	NA	NA	NA	< 2.00	< 2.00
Toluene	1000	4000000	NA	NA	NA	NA	NA	NA	NA	NA	NA	NA	NA	NA	< 1.00	< 1.00
Trichloroethene	5	2340	NA	NA	NA	NA	NA	NA	NA	NA	NA	NA	NA	NA	< 1.00	< 1.00
SVOCs (ug/l)																
2-Methylnaphthalene	*28*	*62*	NA	NA	NA	NA	NA	NA	NA	NA	< 1.0	< 0.96	< 0.98	< 1.0	NA	NA
Acenaphthene	*420*	*150*	NA	NA	NA	NA	NA	NA	NA	NA	< 0.31	< 0.29	< 0.29	< 0.31	NA	NA
Acenaphthylene	420	**0.3**	NA	NA	NA	NA	NA	NA	NA	NA	< 0.21	< 0.19	< 0.20	< 0.20	NA	NA
Anthracene	2000	1100000	NA	NA	NA	NA	NA	NA	NA	NA	< 0.21	< 0.19	< 0.20	< 0.20	NA	NA
Benzo(a)anthracene	**0.06**	**0.3**	NA	NA	NA	NA	NA	NA	NA	NA	< 0.051	< 0.048	< 0.049	< 0.051	NA	NA
Benzo(a)pyrene	**0.2**	**0.3**	NA	NA	NA	NA	NA	NA	NA	NA	< 0.10	< 0.096	< 0.098	< 0.10	NA	NA
Benzo(b)fluoranthene	**0.08**	**0.3**	NA	NA	NA	NA	NA	NA	NA	NA	< 0.051	< 0.048	< 0.049	< 0.051	NA	NA
Benzo(g,h,i)perylene	*0.48*	*150*	NA	NA	NA	NA	NA	NA	NA	NA	< 0.51	< 0.48	< 0.49	< 0.51	NA	NA
Benzo(k)fluoranthene	**0.5**	**0.3**	NA	NA	NA	NA	NA	NA	NA	NA	< 0.21	< 0.19	< 0.20	< 0.20	NA	NA
Chrysene	*4.8*	*0.54*	NA	NA	NA	NA	NA	NA	NA	NA	< 0.21	< 0.19	< 0.20	< 0.20	NA	NA
Dibenzo(a,h)anthracene	*0.1*	*0.3*	NA	NA	NA	NA	NA	NA	NA	NA	< 0.10	< 0.096	< 0.098	< 0.10	NA	NA
Fluoranthene	280	3700	NA	NA	NA	NA	NA	NA	NA	NA	< 0.51	< 0.48	< 0.49	< 0.51	NA	NA
Fluorene	280	140000	NA	NA	NA	NA	NA	NA	NA	NA	< 1.0	< 0.96	< 0.98	< 1.0	NA	NA
Indeno(1,2,3-cd)pyrene	*0.1*	*0.54*	NA	NA	NA	NA	NA	NA	NA	NA	< 0.10	< 0.096	< 0.098	< 0.10	NA	NA
Naphthalene	280	*210*	NA	NA	NA	NA	NA	NA	NA	NA	< 1.0	< 0.96	< 0.98	< 1.0	NA	NA
Phenanthrene	200	**0.077**	NA	NA	NA	NA	NA	NA	NA	NA	< 0.051	< 0.048	< 0.049	< 0.051	NA	NA
Pyrene	200	110000	NA	NA	NA	NA	NA	NA	NA	NA	< 1.0	< 0.96	< 0.98	< 1.0	NA	NA
SVOC-SIMs (ug/l)																
1-Methylnaphthalene	*5*	*61*	NA	NA	NA	NA	NA	NA	NA	NA	NA	NA	NA	NA	< 0.050	< 0.050
2-Methylnaphthalene	*28*	*62*	NA	NA	NA	NA	NA	NA	NA	NA	NA	NA	NA	NA	< 0.050	< 0.050
Acenaphthene	*420*	*150*	NA	NA	NA	NA	NA	NA	NA	NA	NA	NA	NA	NA	< 0.050	< 0.050
Acenaphthylene	420	0.3	NA	NA	NA	NA	NA	NA	NA	NA	NA	NA	NA	NA	< 0.050	< 0.050
Anthracene	2000	1100000	NA	NA	NA	NA	NA	NA	NA	NA	NA	NA	NA	NA	< 0.050	< 0.050
Benzo(a)anthracene	**0.06**	0.3	NA	NA	NA	NA	NA	NA	NA	NA	NA	NA	NA	NA	< 0.050	< 0.050
Benzo(a)pyrene	0.2	0.3	NA	NA	NA	NA	NA	NA	NA	NA	NA	NA	NA	NA	< 0.050	< 0.050
Benzo(b)fluoranthene	**0.08**	0.3	NA	NA	NA	NA	NA	NA	NA	NA	NA	NA	NA	NA	< 0.050	< 0.050
Benzo(g,h,i)perylene	*0.48*	*150*	NA	NA	NA	NA	NA	NA	NA	NA	NA	NA	NA	NA	< 0.050	< 0.050
Benzo(k)fluoranthene	0.5	0.3	NA	NA	NA	NA	NA	NA	NA	NA	NA	NA	NA	NA	< 0.050	< 0.050
Chrysene	*4.8*	*0.54*	NA	NA	NA	NA	NA	NA	NA	NA	NA	NA	NA	NA	< 0.050	< 0.050
Dibenzo(a,h)anthracene	*0.1*	*0.3*	NA	NA	NA	NA	NA	NA	NA	NA	NA	NA	NA	NA	< 0.050	< 0.050
Fluoranthene	280	3700	NA	NA	NA	NA	NA	NA	NA	NA	NA	NA	NA	NA	< 0.050	< 0.050
Fluorene	280	140000	NA	NA	NA	NA	NA	NA	NA	NA	NA	NA	NA	NA	< 0.050	< 0.050
Indeno(1,2,3-cd)pyrene	*0.1*	*0.54*	NA	NA	NA	NA	NA	NA	NA	NA	NA	NA	NA	NA	< 0.050	< 0.050
Naphthalene	280	*210*	NA	NA	NA	NA	NA	NA	NA	NA	NA	NA	NA	NA	< 0.050	< 0.050
Phenanthrene	200	**0.077**	NA	NA	NA	NA	NA	NA	NA	NA	NA	NA	NA	NA	< 0.050	< 0.050
Pyrene	200	110000	NA	NA	NA	NA	NA	NA	NA	NA	NA	NA	NA	NA	< 0.050	< 0.050
Total Metals (mg/l)																
Antimony	**0.006**	86	NA	NA	NA	NA	NA	NA	NA	NA	< 0.0010	< 0.0010	< 0.0010	< 0.0010	< 0.0060	< 0.0060
Arsenic	**0.05**	**0.004**	NA	NA	NA	NA	NA	NA	NA	NA	< 0.00080	< 0.00080	< 0.00080	< 0.00080	< 0.0040	< 0.0040
Barium	**1**	**2.2**	NA	NA	NA	NA	NA	NA	NA	NA	**0.096**	**0.13**	**0.17**	**0.12**	**1.91**	**2.22**
Beryllium	**0.004**	**0.004**	NA	NA	NA	NA	NA	NA	NA	NA	< 0.00040	< 0.00040	< 0.00040	< 0.00040	< 0.0020	< 0.0020
Cadmium	0.005	0.006	NA	NA	NA	NA	NA	NA	NA	NA	< 0.00020	< 0.00020	< 0.00020	< 0.00020	< 0.0025	< 0.0025
Calcium	NE	NE	NA	NA	NA	NA	NA	NA	NA	NA	NA	NA	NA	NA	**249**	**200**
Chromium	**0.05**	NE	NA	NA	NA	NA	NA	NA	NA	NA	< 0.0010	< 0.0010	< 0.0010	**0.0014**	< 0.0050	< 0.0050
Cobalt	NE	NE	NA	NA	NA	NA	NA	NA	NA	NA	NA	NA	NA	NA	NA	NA
Copper	1.3	**0.048**	NA	NA	NA	NA	NA	NA	NA	NA	**0.0011**	**0.0014**	**0.0016**	**0.0078**	< 0.0050	**0.0066**
Iron	NE	*10*	NA	NA	NA	NA	NA	NA	NA	NA	NA	NA	NA	NA	**56.3**	**82.0**
Lead	**0.015**	**0.013**	NA	NA	NA	NA	NA	NA	NA	NA	< 0.00050	< 0.00050	< 0.00050	< 0.00050	< 0.0075	**0.0081**
Magnesium	NE	NE	NA	NA	NA	NA	NA	NA	NA	NA	NA	NA	NA	NA	**58.0**	**68.8**
Manganese	*0.5*	*0.93*	NA	NA	NA	NA	NA	NA	NA	NA	NA	NA	NA	NA	**4.04**	**6.62**
Mercury	0.002	0.0004	NA	NA	NA	NA	NA	NA	NA	NA	< 0.00010	< 0.00010	< 0.00010	< 0.00010	< 0.00020	< 0.00020
Nickel	**0.1**	**0.88**	NA	NA	NA	NA	NA	NA	NA	NA	< 0.0050	< 0.0050	< 0.0050	**0.0066**	< 0.0050	**0.0057**
Potassium	NE	NE	NA	NA	NA	NA	NA	NA	NA	NA	NA	NA	NA	NA	**22.3**	**16.4**
Selenium	0.05	0.05	NA	NA	NA	NA	NA	NA	NA	NA	< 0.0050	< 0.0050	< 0.0050	< 0.0050	< 0.0150	< 0.0150
Silver	0.036	0.012	NA	NA	NA	NA	NA	NA	NA	NA	< 0.00020	< 0.00020	< 0.00020	< 0.00020	< 0.0050	< 0.0050
Sodium	NE	NE	NA	NA	NA	NA	NA	NA	NA	NA	NA	NA	NA	NA	**2520**	**991**
Thallium	**0.005**	0.063	NA	NA	NA	NA	NA	NA	NA	NA	< 0.00020	< 0.00020	< 0.00020	< 0.00020	< 0.0050	< 0.0050
Vanadium	**0.05**	*0.27*	NA	NA	NA	NA	NA	NA	NA	NA	< 0.0050	< 0.0050	< 0.0050	< 0.0050	< 0.0050	< 0.0050
Zinc	**5**	**0.123**	NA	NA	NA	NA	NA	NA	NA	NA	**0.095**	**0.056**	**0.061**	**0.13**	**0.0056**	< 0.0050

Table 3
Groundwater Analytical Data
February 2013 through November 2020

Location ID Sample ID Sample Date SDG	GWPC	SWPC	MW-AA12D MW-AA12D-030618-1 3/6/2018 18C0227	MW-AA12D MW-AA12D-062618-1 6/26/2018 18F1321	MW-AA12D MW-AA12D-092618-1 9/26/2018 18I1195	MW-AA12D MW-AA12D-121218-1 12/12/2018 18L0583	MW-AA12D MW-AA12D-041819-1 4/18/2019 19D0971	MW-AA12D MW-AA12D-071719-1 7/17/2019 19G0888	MW-AA12D MW-AA12D-071719-2 7/17/2019 19G0888	MW-AA12D MW-AA12D-102319-1 10/23/2019 19J1470	MW-AA12D MW-AA12D-012020-1 1/20/2020 20A0896	MW-AA12D MW-AA12D-040720-1 4/7/2020 20D0295	MW-AA12D MW-AA12D-070820-1 7/8/2020 20G0356	MW-AA12D MW-AA12D-110620-1 11/6/2020 20K0339	MW-AA19 MW-AA19-021213-1 2/12/2013 SB64486	MW-AA19 MW-AA19-051513-1 5/15/2013 SB69668
PCBs (ug/l)																
Aroclor 1016	NE	NE	NA	NA	NA	NA	NA	NA	NA	NA	NA	NA	NA	NA	NA	NA
Aroclor 1221	NE	NE	NA	NA	NA	NA	NA	NA	NA	NA	NA	NA	NA	NA	NA	NA
Aroclor 1232	NE	NE	NA	NA	NA	NA	NA	NA	NA	NA	NA	NA	NA	NA	NA	NA
Aroclor 1242	NE	NE	NA	NA	NA	NA	NA	NA	NA	NA	NA	NA	NA	NA	NA	NA
Aroclor 1248	NE	NE	NA	NA	NA	NA	NA	NA	NA	NA	NA	NA	NA	NA	NA	NA
Aroclor 1254	NE	NE	NA	NA	NA	NA	NA	NA	NA	NA	NA	NA	NA	NA	NA	NA
Aroclor 1260	NE	NE	NA	NA	NA	NA	NA	NA	NA	NA	NA	NA	NA	NA	NA	NA
Aroclor 1262	NE	NE	NA	NA	NA	NA	NA	NA	NA	NA	NA	NA	NA	NA	NA	NA
Aroclor 1268	NE	NE	NA	NA	NA	NA	NA	NA	NA	NA	NA	NA	NA	NA	NA	NA
Total PCB Aroclors	0.5	0.5	NA	NA	NA	NA	NA	NA	NA	NA	NA	NA	NA	NA	NA	NA
Pesticides (ug/l)																
Total Pesticides	NE	NE	NA	NA	NA	NA	NA	NA	NA	NA	NA	NA	NA	NA	NA	NA
Herbicides (ug/l)																
Total Herbicides	NE	NE	NA	NA	NA	NA	NA	NA	NA	NA	NA	NA	NA	NA	NA	NA
PCB Homologs (ug/l)																
Decachlorobiphenyl (PCB-209)	NE	NE	< 0.0049	< 0.0050	< 0.0050	< 0.0049	< 0.0051	< 0.0052	< 0.0051	< 0.0048	< 0.0052	< 0.0047	< 0.0049	< 0.0049	< 0.025	< 0.025
Dichlorobiphenyl	NE	NE	**0.013**	**0.0080**	**0.013**	**0.0075**	**0.0056**	**0.0066**	**0.0071**	**0.0052**	**0.0040**	**0.0031**	**0.0043**	**0.0066**	< 0.005	< 0.005
Heptachlorobiphenyl	NE	NE	< 0.0029	< 0.0030	< 0.0030	< 0.0029	< 0.0031	< 0.0031	< 0.0031	< 0.0029	< 0.0031	< 0.0028	< 0.0029	< 0.0029	< 0.015	< 0.015
Hexachlorobiphenyl	NE	NE	< 0.0020	< 0.0020	**0.0030**	< 0.0020	< 0.0020	< 0.0021	< 0.0020	< 0.0019	< 0.0021	< 0.0019	< 0.0020	< 0.0020	< 0.01	< 0.01
Monochlorobiphenyl	NE	NE	**0.0019**	< 0.0010	**0.0012**	< 0.00098	< 0.0010	**0.0011**	**0.0013**	< 0.00095	**0.0015**	**0.0011**	< 0.00098	**0.0025**	< 0.005	< 0.005
Nonachlorobiphenyl	NE	NE	< 0.0049	< 0.0050	< 0.0050	< 0.0049	< 0.0051	< 0.0052	< 0.0051	< 0.0048	< 0.0052	< 0.0047	< 0.0049	< 0.0049	< 0.025	< 0.025
Octachlorobiphenyl	NE	NE	< 0.0029	< 0.0030	< 0.0030	< 0.0029	< 0.0031	< 0.0031	< 0.0031	< 0.0029	< 0.0031	< 0.0028	< 0.0029	< 0.0029	< 0.015	< 0.015
Pentachlorobiphenyl	NE	NE	**0.0070**	< 0.0020	**0.043**	**0.0045**	**0.0042**	**0.0022**	**0.0024**	**0.0055**	< 0.0021	**0.0023**	< 0.0020	**0.0089**	< 0.01	< 0.01
Tetrachlorobiphenyl	NE	NE	**0.045**	**0.015**	**0.14**	**0.026**	**0.024**	**0.014**	**0.016**	**0.025**	**0.012**	**0.012**	**0.011**	**0.055**	< 0.01	< 0.01
Trichlorobiphenyl	NE	NE	**0.044**	**0.012**	**0.086**	**0.018**	**0.016**	**0.0097**	**0.010**	**0.017**	**0.0073**	**0.0060**	**0.0058**	**0.037**	< 0.005	< 0.005
Total PCB Homologues	**0.5**	**0.5**	**0.1109**	**0.035**	**0.28**	**0.056**	**0.050**	**0.034**	**0.037**	**0.052**	**0.0248**	**0.0245**	**0.0211**	**0.11**	< 0.025	< 0.025

Notes:
This is a summary table. Only detected compounds are presented.
Bold = Detected above reporting limit
GWPC = Ground water protection criteria
SWPC = Surface water protection criteria
Orange highlighted cells exceed GWPC
Yellow highlighted cells exceed SWPC
Italicized criteria indicate that criteria value is from CTDEEP Recommended Criteria Values for Common Additional Polluting Substances and Alternative Criteria Requests (September 2018)
<0.01 = Not detected above the specified laboratory reporting limit
NE = Criteriion has not been established
NA = Not analyzed for specific constituent
ug/L = microgram per liter
mg/L = milligram per Liter
(1) 0.1 mg/l is the current recommended screening criteria and requires CTDEEP approval to implement. 0.25 mg/l is the proposed GWPC.
(2) 100 ug/l is the promulgated GWPC. 70 ug/l is the Drinking Water Action Level set by the Connecticut Department of Public Health.

Table 3
Groundwater Analytical Data
February 2013 through November 2020

Location ID Sample ID Sample Date SDG	GWPC	SWPC	MW-AA19 MW-AA19-08212013-1 8/21/2013 SB75423	MW-AA19 MW-AA19-11112013-1 11/11/2013 SB80164	MW-AA19 MW-AA19-04172014-1 4/17/2014 SB87951	MW-AA19 MW-AA19-092314-1 9/23/2014 14090840	MW-AA19 MW-AA19-121714-1 12/17/2014 14120417	MW-AA19 MW-AA19-071515-1 7/15/2015 15070383	MW-AA19 MW-AA19-011316 1/13/2016 16010233	MW-AA19 MW-AA19-041416 4/14/2016 16040313	MW-AA19 MW-AA19-082616 8/26/2016 16080630	MW-AA19 MW-AA19-122016-1 12/20/2016 16L0972	MW-AA19 MW-AA19-20170413-1 4/13/2017 17D0656	MW-AA19 MW-AA19-081817-1 8/18/2017 17H1062	MW-AA19 MW-AA19-111617-1 11/16/2017 17K1027	MW-AA19 MW-AA19-030918-1 3/9/2018 18C0412
CT ETPH (mg/l)																
Aliphatic Hydrocarbons (ETPH) C9-C36	**0.25**	*0.25*	< 0.2	< 0.2	**1.0**	NA	NA	NA	NA	NA	NA	NA	NA	NA	NA	NA
Total Petroleum Hydrocarbons	**0.25**	*0.25*	< 0.2	< 0.2	**1.0**	NA	NA	NA	NA	NA	NA	NA	NA	NA	NA	NA
Unidentified	NE	NE	< 0.2	< 0.2	**1.0**	NA	NA	NA	NA	NA	NA	NA	NA	NA	NA	NA
VOCs (ug/l)																
1,2,4-Trimethylbenzene	*5*	*49*	< 1.00	< 1.00	< 1.00	NA	NA	NA	NA	NA	NA	NA	NA	NA	NA	NA
Acetone	700	*10000*	< 10.0	< 10.0	< 10.0	NA	NA	NA	NA	NA	NA	NA	NA	NA	NA	NA
Chloroform	**6**	14100	< 1.00	< 1.00	< 1.00	NA	NA	NA	NA	NA	NA	NA	NA	NA	NA	NA
Chloromethane	*18*	*10000*	< 2.00	< 2.00	< 2.00	NA	NA	NA	NA	NA	NA	NA	NA	NA	NA	NA
Methyl Tert Butyl Ether (MTBE)	70	*10000*	< 1.00	< 1.00	< 1.00	NA	NA	NA	NA	NA	NA	NA	NA	NA	NA	NA
Naphthalene	280	*210*	< 1.00	< 1.00	< 1.00	NA	NA	NA	NA	NA	NA	NA	NA	NA	NA	NA
p-Isopropyltoluene	*25*	*200*	< 1.00	< 1.00	< 1.00	NA	NA	NA	NA	NA	NA	NA	NA	NA	NA	NA
Tetrachloroethylene	5	88	< 1.00	< 1.00	< 1.00	NA	NA	NA	NA	NA	NA	NA	NA	NA	NA	NA
Tetrahydrofuran	*4*	*9600*	< 2.00	< 2.00	< 2.00	NA	NA	NA	NA	NA	NA	NA	NA	NA	NA	NA
Toluene	1000	4000000	< 1.00	< 1.00	< 1.00	NA	NA	NA	NA	NA	NA	NA	NA	NA	NA	NA
Trichloroethene	5	2340	< 1.00	< 1.00	< 1.00	NA	NA	NA	NA	NA	NA	NA	NA	NA	NA	NA
SVOCs (ug/l)																
2-Methylnaphthalene	*28*	*62*	NA	NA	NA	NA	NA	NA	NA	NA	NA	NA	NA	NA	NA	NA
Acenaphthene	*420*	*150*	NA	NA	NA	NA	NA	NA	NA	NA	NA	NA	NA	NA	NA	NA
Acenaphthylene	420	**0.3**	NA	NA	NA	NA	NA	NA	NA	NA	NA	NA	NA	NA	NA	NA
Anthracene	2000	1100000	NA	NA	NA	NA	NA	NA	NA	NA	NA	NA	NA	NA	NA	NA
Benzo(a)anthracene	**0.06**	**0.3**	NA	NA	NA	NA	NA	NA	NA	NA	NA	NA	NA	NA	NA	NA
Benzo(a)pyrene	**0.2**	**0.3**	NA	NA	NA	NA	NA	NA	NA	NA	NA	NA	NA	NA	NA	NA
Benzo(b)fluoranthene	**0.08**	**0.3**	NA	NA	NA	NA	NA	NA	NA	NA	NA	NA	NA	NA	NA	NA
Benzo(g,h,i)perylene	*0.48*	*150*	NA	NA	NA	NA	NA	NA	NA	NA	NA	NA	NA	NA	NA	NA
Benzo(k)fluoranthene	**0.5**	**0.3**	NA	NA	NA	NA	NA	NA	NA	NA	NA	NA	NA	NA	NA	NA
Chrysene	*4.8*	*0.54*	NA	NA	NA	NA	NA	NA	NA	NA	NA	NA	NA	NA	NA	NA
Dibenzo(a,h)anthracene	*0.1*	*0.3*	NA	NA	NA	NA	NA	NA	NA	NA	NA	NA	NA	NA	NA	NA
Fluoranthene	280	3700	NA	NA	NA	NA	NA	NA	NA	NA	NA	NA	NA	NA	NA	NA
Fluorene	280	140000	NA	NA	NA	NA	NA	NA	NA	NA	NA	NA	NA	NA	NA	NA
Indeno(1,2,3-cd)pyrene	*0.1*	*0.54*	NA	NA	NA	NA	NA	NA	NA	NA	NA	NA	NA	NA	NA	NA
Naphthalene	280	*210*	NA	NA	NA	NA	NA	NA	NA	NA	NA	NA	NA	NA	NA	NA
Phenanthrene	200	**0.077**	NA	NA	NA	NA	NA	NA	NA	NA	NA	NA	NA	NA	NA	NA
Pyrene	200	110000	NA	NA	NA	NA	NA	NA	NA	NA	NA	NA	NA	NA	NA	NA
SVOC-SIMs (ug/l)																
1-Methylnaphthalene	*5*	*61*	< 0.050	< 0.050	< 0.050	NA	NA	NA	NA	NA	NA	NA	NA	NA	NA	NA
2-Methylnaphthalene	*28*	*62*	< 0.050	< 0.050	< 0.050	NA	NA	NA	NA	NA	NA	NA	NA	NA	NA	NA
Acenaphthene	*420*	*150*	< 0.050	< 0.050	< 0.050	NA	NA	NA	NA	NA	NA	NA	NA	NA	NA	NA
Acenaphthylene	420	0.3	< 0.050	< 0.050	< 0.050	NA	NA	NA	NA	NA	NA	NA	NA	NA	NA	NA
Anthracene	2000	1100000	< 0.050	< 0.050	< 0.050	NA	NA	NA	NA	NA	NA	NA	NA	NA	NA	NA
Benzo(a)anthracene	**0.06**	0.3	< 0.050	< 0.050	< 0.050	NA	NA	NA	NA	NA	NA	NA	NA	NA	NA	NA
Benzo(a)pyrene	0.2	0.3	< 0.050	< 0.050	< 0.150	NA	NA	NA	NA	NA	NA	NA	NA	NA	NA	NA
Benzo(b)fluoranthene	**0.08**	0.3	< 0.050	< 0.050	< 0.060	NA	NA	NA	NA	NA	NA	NA	NA	NA	NA	NA
Benzo(g,h,i)perylene	*0.48*	*150*	< 0.050	< 0.050	< 0.050	NA	NA	NA	NA	NA	NA	NA	NA	NA	NA	NA
Benzo(k)fluoranthene	0.5	0.3	< 0.050	< 0.050	< 0.060	NA	NA	NA	NA	NA	NA	NA	NA	NA	NA	NA
Chrysene	*4.8*	*0.54*	< 0.050	< 0.050	< 0.050	NA	NA	NA	NA	NA	NA	NA	NA	NA	NA	NA
Dibenzo(a,h)anthracene	*0.1*	*0.3*	< 0.050	< 0.050	< 0.080	NA	NA	NA	NA	NA	NA	NA	NA	NA	NA	NA
Fluoranthene	280	3700	< 0.050	< 0.050	< 0.050	NA	NA	NA	NA	NA	NA	NA	NA	NA	NA	NA
Fluorene	280	140000	< 0.050	< 0.050	< 0.050	NA	NA	NA	NA	NA	NA	NA	NA	NA	NA	NA
Indeno(1,2,3-cd)pyrene	*0.1*	*0.54*	< 0.050	< 0.050	< 0.150	NA	NA	NA	NA	NA	NA	NA	NA	NA	NA	NA
Naphthalene	280	*210*	< 0.090	< 0.050	< 0.050	NA	NA	NA	NA	NA	NA	NA	NA	NA	NA	NA
Phenanthrene	200	**0.077**	< 0.050	< 0.050	< 0.050	NA	NA	NA	NA	NA	NA	NA	NA	NA	NA	NA
Pyrene	200	110000	< 0.050	< 0.050	< 0.050	NA	NA	NA	NA	NA	NA	NA	NA	NA	NA	NA
Total Metals (mg/l)																
Antimony	**0.006**	86	**0.0062**	< 0.0060	< 0.0060	NA	NA	NA	NA	NA	NA	NA	NA	NA	NA	NA
Arsenic	**0.05**	**0.004**	< 0.0040	< 0.0040	< 0.0040	NA	NA	NA	NA	NA	NA	NA	NA	NA	NA	NA
Barium	**1**	**2.2**	**2.44**	**2.66**	**2.20**	NA	NA	NA	NA	NA	NA	NA	NA	NA	NA	NA
Beryllium	**0.004**	**0.004**	< 0.0020	< 0.0020	< 0.0020	NA	NA	NA	NA	NA	NA	NA	NA	NA	NA	NA
Cadmium	0.005	0.006	< 0.0025	< 0.0025	< 0.0025	NA	NA	NA	NA	NA	NA	NA	NA	NA	NA	NA
Calcium	NE	NE	**224**	**223**	NA	NA	NA	NA	NA	NA	NA	NA	NA	NA	NA	NA
Chromium	**0.05**	NE	< 0.0050	< 0.0050	< 0.0050	NA	NA	NA	NA	NA	NA	NA	NA	NA	NA	NA
Cobalt	NE	NE	NA	NA	NA	NA	NA	NA	NA	NA	NA	NA	NA	NA	NA	NA
Copper	1.3	**0.048**	< 0.0050	< 0.0050	< 0.0050	NA	NA	NA	NA	NA	NA	NA	NA	NA	NA	NA
Iron	NE	*10*	**134**	**113**	NA	NA	NA	NA	NA	NA	NA	NA	NA	NA	NA	NA
Lead	**0.015**	**0.013**	**0.0114**	**0.0099**	< 0.0075	NA	NA	NA	NA	NA	NA	NA	NA	NA	NA	NA
Magnesium	NE	NE	**69.4**	**72.4**	NA	NA	NA	NA	NA	NA	NA	NA	NA	NA	NA	NA
Manganese	*0.5*	*0.93*	**8.36**	**7.06**	NA	NA	NA	NA	NA	NA	NA	NA	NA	NA	NA	NA
Mercury	0.002	0.0004	< 0.00020	< 0.00020	< 0.00020	NA	NA	NA	NA	NA	NA	NA	NA	NA	NA	NA
Nickel	**0.1**	**0.88**	< 0.0050	**0.0052**	**0.0075**	NA	NA	NA	NA	NA	NA	NA	NA	NA	NA	NA
Potassium	NE	NE	**22.6**	**15.7**	NA	NA	NA	NA	NA	NA	NA	NA	NA	NA	NA	NA
Selenium	0.05	0.05	< 0.0150	< 0.0150	< 0.0150	NA	NA	NA	NA	NA	NA	NA	NA	NA	NA	NA
Silver	0.036	0.012	< 0.0050	< 0.0050	< 0.0050	NA	NA	NA	NA	NA	NA	NA	NA	NA	NA	NA
Sodium	NE	NE	**1110**	**642**	NA	NA	NA	NA	NA	NA	NA	NA	NA	NA	NA	NA
Thallium	**0.005**	0.063	< 0.0050	< 0.0050	< 0.0050	NA	NA	NA	NA	NA	NA	NA	NA	NA	NA	NA
Vanadium	**0.05**	*0.27*	< 0.0050	< 0.0050	< 0.0050	NA	NA	NA	NA	NA	NA	NA	NA	NA	NA	NA
Zinc	**5**	**0.123**	< 0.0050	< 0.0050	< 0.0050	NA	NA	NA	NA	NA	NA	NA	NA	NA	NA	NA

Table 3
Groundwater Analytical Data
February 2013 through November 2020

Location ID Sample ID Sample Date SDG	GWPC	SWPC	MW-AA19 MW-AA19-08212013-1 8/21/2013 SB75423	MW-AA19 MW-AA19-11112013-1 11/11/2013 SB80164	MW-AA19 MW-AA19-04172014-1 4/17/2014 SB87951	MW-AA19 MW-AA19-092314-1 9/23/2014 14090840	MW-AA19 MW-AA19-121714-1 12/17/2014 14120417	MW-AA19 MW-AA19-071515-1 7/15/2015 15070383	MW-AA19 MW-AA19-011316 1/13/2016 16010233	MW-AA19 MW-AA19-041416 4/14/2016 16040313	MW-AA19 MW-AA19-082616 8/26/2016 16080630	MW-AA19 MW-AA19-122016-1 12/20/2016 16L0972	MW-AA19 MW-AA19-20170413-1 4/13/2017 17D0656	MW-AA19 MW-AA19-081817-1 8/18/2017 17H1062	MW-AA19 MW-AA19-111617-1 11/16/2017 17K1027	MW-AA19 MW-AA19-030918-1 3/9/2018 18C0412
PCBs (ug/l)																
Aroclor 1016	NE	NE	NA	NA	NA	NA	NA	NA	NA	NA	NA	NA	NA	NA	NA	NA
Aroclor 1221	NE	NE	NA	NA	NA	NA	NA	NA	NA	NA	NA	NA	NA	NA	NA	NA
Aroclor 1232	NE	NE	NA	NA	NA	NA	NA	NA	NA	NA	NA	NA	NA	NA	NA	NA
Aroclor 1242	NE	NE	NA	NA	NA	NA	NA	NA	NA	NA	NA	NA	NA	NA	NA	NA
Aroclor 1248	NE	NE	NA	NA	NA	NA	NA	NA	NA	NA	NA	NA	NA	NA	NA	NA
Aroclor 1254	NE	NE	NA	NA	NA	NA	NA	NA	NA	NA	NA	NA	NA	NA	NA	NA
Aroclor 1260	NE	NE	NA	NA	NA	NA	NA	NA	NA	NA	NA	NA	NA	NA	NA	NA
Aroclor 1262	NE	NE	NA	NA	NA	NA	NA	NA	NA	NA	NA	NA	NA	NA	NA	NA
Aroclor 1268	NE	NE	NA	NA	NA	NA	NA	NA	NA	NA	NA	NA	NA	NA	NA	NA
Total PCB Aroclors	0.5	0.5	NA	NA	NA	NA	NA	NA	NA	NA	NA	NA	NA	NA	NA	NA
Pesticides (ug/l)																
Total Pesticides	NE	NE	NA	NA	NA	NA	NA	NA	NA	NA	NA	NA	NA	NA	NA	NA
Herbicides (ug/l)																
Total Herbicides	NE	NE	NA	NA	NA	NA	NA	NA	NA	NA	NA	NA	NA	NA	NA	NA
PCB Homologs (ug/l)																
Decachlorobiphenyl (PCB-209)	NE	NE	< 0.025	< 0.025	< 0.025	< 0.025	< 0.025	< 0.025	< 0.025	< 0.025	< 0.0255	< 0.0050	< 0.0055	< 0.0054 UJ	< 0.0046	< 0.0049
Dichlorobiphenyl	NE	NE	< 0.005	< 0.005	< 0.005	< 0.005	< 0.005	< 0.005	< 0.005	< 0.005	< 0.0051	< 0.0010	< 0.0011	< 0.0011 UJ	< 0.00092	< 0.00097
Heptachlorobiphenyl	NE	NE	< 0.015	< 0.015	< 0.015	< 0.015	< 0.015	< 0.015	< 0.015	< 0.015	< 0.0153	< 0.0030	< 0.0033	< 0.0032 UJ	< 0.0028	< 0.0029
Hexachlorobiphenyl	NE	NE	< 0.01	< 0.01	< 0.01	< 0.01	< 0.01	< 0.01	< 0.01	< 0.01	< 0.0102	< 0.0020	< 0.0022	< 0.0022 UJ	< 0.0018	< 0.0019
Monochlorobiphenyl	NE	NE	< 0.005	< 0.005	< 0.005	< 0.005	< 0.005	< 0.005	< 0.005	< 0.005	< 0.0051	< 0.0010	< 0.0011	< 0.0011 UJ	< 0.00092	< 0.00097
Nonachlorobiphenyl	NE	NE	< 0.025	< 0.025	< 0.025	< 0.025	< 0.025	< 0.025	< 0.025	< 0.025	< 0.0255	< 0.0050	< 0.0055	< 0.0054 UJ	< 0.0046	< 0.0049
Octachlorobiphenyl	NE	NE	< 0.015	< 0.015	< 0.015	< 0.015	< 0.015	< 0.015	< 0.015	< 0.015	< 0.0153	< 0.0030	< 0.0033	< 0.0032 UJ	< 0.0028	< 0.0029
Pentachlorobiphenyl	NE	NE	< 0.01	< 0.01	< 0.01	< 0.01	< 0.01	< 0.01	< 0.01	< 0.01	< 0.0102	< 0.0020	< 0.0022	< 0.0022 UJ	< 0.0018	< 0.0019
Tetrachlorobiphenyl	NE	NE	< 0.01	< 0.01	< 0.01	< 0.01	< 0.01	< 0.01	< 0.01	< 0.01	< 0.0102	< 0.0020	< 0.0022	< 0.0022 UJ	< 0.0018	< 0.0019
Trichlorobiphenyl	NE	NE	< 0.005	< 0.005	< 0.005	< 0.005	< 0.005	< 0.005	< 0.005	< 0.005	< 0.0051	< 0.0010	< 0.0011	< 0.0011 UJ	< 0.00092	< 0.00097
Total PCB Homologues	**0.5**	**0.5**	< 0.025	< 0.025	< 0.025	< 0.025	< 0.025	< 0.025	< 0.025	< 0.025	< 0.0255	< 0.0050	< 0.0055	< 0.0054 UJ	< 0.0046	< 0.0049

Notes:
This is a summary table. Only detected compounds are presented.
Bold = Detected above reporting limit
GWPC = Ground water protection criteria
SWPC = Surface water protection criteria
Orange highlighted cells exceed GWPC
Yellow highlighted cells exceed SWPC
Italicized criteria indicate that criteria value is from CTDEEP Recommended Criteria Values for Common Additional Polluting Substances and Alternative Criteria Requests (September 2018)
<0.01 = Not detected above the specified laboratory reporting limit
NE = Criteriion has not been established
NA = Not analyzed for specific constituent
ug/L = microgram per liter
mg/L = milligram per Liter
(1) 0.1 mg/l is the current recommended screening criteria and requires CTDEEP approval to implement. 0.25 mg/l is the proposed GWPC.
(2) 100 ug/l is the promulgated GWPC. 70 ug/l is the Drinking Water Action Level set by the Connecticut Department of Public Health.

Table 3
Groundwater Analytical Data
February 2013 through November 2020

Location ID Sample ID Sample Date SDG	GWPC	SWPC	MW-AA19 MW-AA19-062918-1 6/29/2018 18G0022	MW-AA19 MW-AA19-092518-1 9/25/2018 18I1109	MW-AA19 MW-AA19-121318-1 12/13/2018 18L0663	MW-AE8 MW-AE8-021413-1 2/14/2013 SB64588	MW-AE8 MW-AE8-051513-1 5/15/2013 SB69668	MW-AE8 MW-AE8-08202013-1 8/20/2013 SB75423	MW-AE8 MW-AE8-11132013-1 11/13/2013 SB80244	MW-AE8 MW-AE8-04172014-1 4/17/2014 SB87951	MW-AE8 MW-AE8-090414-1 9/4/2014 SB95779	MW-AE8 MW-AE8-092514-1 9/25/2014 14090859	MW-AE8 MW-AE8-121714-1 12/17/2014 SC01370	MW-AE8 MW-AE8-071415-1 7/14/2015 GBJ46776	MW-AE8 MW-AE8-102715 10/27/2015 GBK15071	MW-AE8 MW-AE8-011216 1/12/2016 16010232
CT ETPH (mg/l)																
Aliphatic Hydrocarbons (ETPH) C9-C36	**0.25**	*0.25*	NA	NA	NA	< 0.2	< 0.2	< 0.2	< 0.2	< 0.3	NA	NA	NA	< 0.070	NA	NA
Total Petroleum Hydrocarbons	**0.25**	*0.25*	NA	NA	NA	< 0.2	< 0.2	< 0.2	< 0.2	< 0.3	NA	NA	NA	NA	NA	NA
Unidentified	NE	NE	NA	NA	NA	< 0.2	< 0.2	< 0.2	< 0.2	< 0.3	NA	NA	NA	NA	NA	NA
VOCs (ug/l)																
1,2,4-Trimethylbenzene	*5*	*49*	NA	NA	NA	< 1.00	< 1.00	< 1.00	< 1.00	< 1.00	NA	NA	NA	< 1.0	NA	NA
Acetone	700	*10000*	NA	NA	NA	< 10.0	< 10.0	< 10.0	< 10.0	< 10.0	NA	NA	NA	< 25	NA	NA
Chloroform	**6**	14100	NA	NA	NA	< 1.00	< 1.00	< 1.00	< 1.00	< 1.00	NA	NA	NA	< 1.0	NA	NA
Chloromethane	*18*	*10000*	NA	NA	NA	< 2.00	< 2.00	< 2.00	< 2.00	< 2.00	NA	NA	NA	< 1.0	NA	NA
Methyl Tert Butyl Ether (MTBE)	70	*10000*	NA	NA	NA	< 1.00	< 1.00	< 1.00	< 1.00	< 1.00	NA	NA	NA	< 1.0	NA	NA
Naphthalene	280	*210*	NA	NA	NA	< 1.00	< 1.00	< 1.00	< 1.00	< 1.00	NA	NA	NA	< 1.0	NA	NA
p-Isopropyltoluene	*25*	*200*	NA	NA	NA	< 1.00	< 1.00	< 1.00	< 1.00	< 1.00	NA	NA	NA	< 1.0	NA	NA
Tetrachloroethylene	5	88	NA	NA	NA	< 1.00	< 1.00	< 1.00	< 1.00	< 1.00	NA	NA	NA	< 1.0	NA	NA
Tetrahydrofuran	*4*	*9600*	NA	NA	NA	< 2.00	< 2.00	< 2.00	< 2.00	< 2.00	NA	NA	NA	< 2.5	NA	NA
Toluene	1000	4000000	NA	NA	NA	< 1.00	< 1.00	**1.33**	< 1.00	< 1.00	NA	NA	NA	< 1.0	NA	NA
Trichloroethene	5	2340	NA	NA	NA	< 1.00	< 1.00	< 1.00	< 1.00	< 1.00	NA	NA	NA	< 1.0	NA	NA
SVOCs (ug/l)																
2-Methylnaphthalene	*28*	*62*	NA	NA	NA	NA	NA	NA	NA	NA	NA	NA	NA	< 0.10	< 0.05	< 0.05
Acenaphthene	*420*	*150*	NA	NA	NA	NA	NA	NA	NA	NA	NA	NA	NA	< 0.10	< 0.05	< 0.05
Acenaphthylene	420	**0.3**	NA	NA	NA	NA	NA	NA	NA	NA	NA	NA	NA	< 0.10	< 0.05	< 0.05
Anthracene	2000	1100000	NA	NA	NA	NA	NA	NA	NA	NA	NA	NA	NA	< 0.10	< 0.05	< 0.05
Benzo(a)anthracene	**0.06**	**0.3**	NA	NA	NA	NA	NA	NA	NA	NA	NA	NA	NA	< 0.02	< 0.05	< 0.05
Benzo(a)pyrene	**0.2**	**0.3**	NA	NA	NA	NA	NA	NA	NA	NA	NA	NA	NA	< 0.02	< 0.05	< 0.05
Benzo(b)fluoranthene	**0.08**	**0.3**	NA	NA	NA	NA	NA	NA	NA	NA	NA	NA	NA	< 0.02	< 0.05	< 0.05
Benzo(g,h,i)perylene	*0.48*	*150*	NA	NA	NA	NA	NA	NA	NA	NA	NA	NA	NA	< 0.10	< 0.05	< 0.05
Benzo(k)fluoranthene	**0.5**	**0.3**	NA	NA	NA	NA	NA	NA	NA	NA	NA	NA	NA	< 0.02	< 0.05	< 0.05
Chrysene	*4.8*	*0.54*	NA	NA	NA	NA	NA	NA	NA	NA	NA	NA	NA	< 0.02	< 0.05	< 0.05
Dibenzo(a,h)anthracene	*0.1*	*0.3*	NA	NA	NA	NA	NA	NA	NA	NA	NA	NA	NA	< 0.01	< 0.01	< 0.01
Fluoranthene	280	3700	NA	NA	NA	NA	NA	NA	NA	NA	NA	NA	NA	< 0.10	< 0.05	< 0.05
Fluorene	280	140000	NA	NA	NA	NA	NA	NA	NA	NA	NA	NA	NA	< 0.10	< 0.05	< 0.05
Indeno(1,2,3-cd)pyrene	*0.1*	*0.54*	NA	NA	NA	NA	NA	NA	NA	NA	NA	NA	NA	< 0.02	< 0.05	< 0.05
Naphthalene	280	*210*	NA	NA	NA	NA	NA	NA	NA	NA	NA	NA	NA	< 0.10	< 0.10	< 0.11
Phenanthrene	200	**0.077**	NA	NA	NA	NA	NA	NA	NA	NA	NA	NA	NA	< 0.07	< 0.05	< 0.05
Pyrene	200	110000	NA	NA	NA	NA	NA	NA	NA	NA	NA	NA	NA	< 0.10	< 0.05	< 0.05
SVOC-SIMs (ug/l)																
1-Methylnaphthalene	*5*	*61*	NA	NA	NA	< 0.050	< 0.050	< 0.050	< 0.050	< 0.050	< 0.050	NA	< 0.050	NA	NA	NA
2-Methylnaphthalene	*28*	*62*	NA	NA	NA	< 0.050	< 0.050	< 0.050	< 0.050	< 0.050	< 0.050	NA	< 0.050	NA	NA	NA
Acenaphthene	*420*	*150*	NA	NA	NA	< 0.050	< 0.050	< 0.050	< 0.050	< 0.050	< 0.050	NA	< 0.050	NA	NA	NA
Acenaphthylene	420	0.3	NA	NA	NA	< 0.050	< 0.050	< 0.050	< 0.050	< 0.050	< 0.050	NA	< 0.050	NA	NA	NA
Anthracene	2000	1100000	NA	NA	NA	< 0.050	< 0.050	< 0.050	< 0.050	< 0.050	< 0.050	NA	< 0.050	NA	NA	NA
Benzo(a)anthracene	**0.06**	0.3	NA	NA	NA	< 0.050	< 0.050	< 0.050	< 0.050	< 0.050	< 0.050	NA	< 0.050	NA	NA	NA
Benzo(a)pyrene	0.2	0.3	NA	NA	NA	< 0.050	< 0.050	< 0.050	< 0.050	< 0.050	< 0.050	NA	< 0.050	NA	NA	NA
Benzo(b)fluoranthene	**0.08**	0.3	NA	NA	NA	< 0.050	< 0.050	< 0.050	< 0.050	< 0.050	< 0.050	NA	< 0.050	NA	NA	NA
Benzo(g,h,i)perylene	*0.48*	*150*	NA	NA	NA	< 0.050	< 0.050	< 0.050	< 0.050	< 0.050	< 0.050	NA	< 0.050	NA	NA	NA
Benzo(k)fluoranthene	0.5	0.3	NA	NA	NA	< 0.050	< 0.050	< 0.050	< 0.050	< 0.050	< 0.050	NA	< 0.050	NA	NA	NA
Chrysene	*4.8*	*0.54*	NA	NA	NA	< 0.050	< 0.050	< 0.050	< 0.050	< 0.050	< 0.050	NA	< 0.050	NA	NA	NA
Dibenzo(a,h)anthracene	*0.1*	*0.3*	NA	NA	NA	< 0.050	< 0.050	< 0.050	< 0.050	< 0.050	< 0.050	NA	< 0.050	NA	NA	NA
Fluoranthene	280	3700	NA	NA	NA	< 0.050	< 0.050	< 0.050	< 0.050	< 0.050	< 0.050	NA	< 0.050	NA	NA	NA
Fluorene	280	140000	NA	NA	NA	< 0.050	< 0.050	< 0.050	< 0.050	< 0.050	< 0.050	NA	< 0.050	NA	NA	NA
Indeno(1,2,3-cd)pyrene	*0.1*	*0.54*	NA	NA	NA	< 0.050	< 0.050	< 0.050	< 0.050	< 0.050	< 0.050	NA	< 0.050	NA	NA	NA
Naphthalene	280	*210*	NA	NA	NA	< 0.050	< 0.050	< 0.090	< 0.050	< 0.050	< 0.050	NA	< 0.050	NA	NA	NA
Phenanthrene	200	**0.077**	NA	NA	NA	< 0.050	< 0.050	< 0.050	< 0.050	< 0.050	< 0.050	NA	< 0.050	NA	NA	NA
Pyrene	200	110000	NA	NA	NA	< 0.050	< 0.050	< 0.050	< 0.050	< 0.050	< 0.050	NA	< 0.050	NA	NA	NA
Total Metals (mg/l)																
Antimony	**0.006**	86	NA	NA	NA	< 0.0060	< 0.0060	< 0.0060	< 0.0060	< 0.0060	< 0.0060	NA	< 0.0060	< 0.005	< 0.005	< 0.005
Arsenic	**0.05**	**0.004**	NA	NA	NA	< 0.0040	< 0.0040	**0.0064**	< 0.0080	< 0.0040	**0.0069**	NA	**0.0060**	< 0.004	< 0.004	< 0.004
Barium	**1**	**2.2**	NA	NA	NA	**0.0854**	**0.100**	**0.156**	**0.108**	**0.0786**	**0.0866**	NA	**0.0884**	**0.135**	**0.146**	**0.073**
Beryllium	**0.004**	**0.004**	NA	NA	NA	< 0.0020	< 0.0020	< 0.0020	< 0.0020	< 0.0020	< 0.0020	NA	< 0.0020	< 0.001	< 0.001	< 0.001
Cadmium	0.005	0.006	NA	NA	NA	< 0.0025	< 0.0025	< 0.0025	< 0.0025	< 0.0025	< 0.0025	NA	< 0.0025	< 0.001	< 0.001	< 0.001
Calcium	NE	NE	NA	NA	NA	**68.4**	**38.6**	**35.6**	**31.9**	NA	NA	NA	NA	NA	NA	NA
Chromium	**0.05**	NE	NA	NA	NA	< 0.0050	< 0.0050	< 0.0050	< 0.0050	< 0.0050	< 0.0050	NA	< 0.0050	< 0.001	< 0.001	**0.003**
Cobalt	NE	NE	NA	NA	NA	NA	NA	NA	NA	NA	NA	NA	NA	NA	NA	NA
Copper	1.3	**0.048**	NA	NA	NA	< 0.0050	< 0.0050	< 0.0050	< 0.0050	**0.0064**	**0.0060**	NA	**0.0103**	**0.013**	**0.012**	**0.027**
Iron	NE	*10*	NA	NA	NA	**2.18**	**34.4**	**52.0**	**47.3**	NA	NA	NA	NA	NA	NA	NA
Lead	**0.015**	**0.013**	NA	NA	NA	< 0.0075	< 0.0075	< 0.0075	< 0.0075	< 0.0075	< 0.0075	NA	< 0.0075	< 0.002	**0.002**	**0.005**
Magnesium	NE	NE	NA	NA	NA	**13.7**	**18.0**	**18.3**	**15.3**	NA	NA	NA	NA	NA	NA	NA
Manganese	*0.5*	*0.93*	NA	NA	NA	**0.306**	**1.18**	**1.47**	**1.56**	NA	NA	NA	NA	NA	NA	NA
Mercury	0.002	0.0004	NA	NA	NA	< 0.00020	< 0.00020	< 0.00020	< 0.00020	< 0.00020	< 0.00020	NA	< 0.00020	< 0.0002	< 0.0002	< 0.0002
Nickel	**0.1**	**0.88**	NA	NA	NA	< 0.0050	< 0.0050	< 0.0050	< 0.0050	**0.0092**	< 0.0050	NA	< 0.0050	**0.002**	**0.001**	**0.003**
Potassium	NE	NE	NA	NA	NA	**5.82**	**2.64**	**4.33**	**3.72**	NA	NA	NA	NA	NA	NA	NA
Selenium	0.05	0.05	NA	NA	NA	< 0.0150	< 0.0150	< 0.0150	< 0.0150	< 0.0150	< 0.0150	NA	< 0.0150	< 0.010	< 0.010	< 0.010
Silver	0.036	0.012	NA	NA	NA	< 0.0050	< 0.0050	< 0.0050	< 0.0050	< 0.0050	< 0.0050	NA	< 0.0050	< 0.001	< 0.001	< 0.001
Sodium	NE	NE	NA	NA	NA	**6.37**	**15.9**	**26.0**	**19.1**	NA	NA	NA	NA	NA	NA	NA
Thallium	**0.005**	0.063	NA	NA	NA	< 0.0050	< 0.0050	< 0.0050	< 0.0050	< 0.0050	< 0.0050	NA	< 0.0050	< 0.001	< 0.001	< 0.001
Vanadium	**0.05**	*0.27*	NA	NA	NA	< 0.0050	< 0.0050	< 0.0050	< 0.0050	< 0.0050	< 0.0050	NA	< 0.0050	**0.002**	**0.004**	**0.005**
Zinc	**5**	**0.123**	NA	NA	NA	**0.0116**	**0.0165**	< 0.0050	**0.0754**	**0.0054**	< 0.0050	NA	**0.0056**	**0.004**	< 0.002	**0.006**

Table 3
Groundwater Analytical Data
February 2013 through November 2020

Location ID Sample ID Sample Date SDG	GWPC	SWPC	MW-AA19 MW-AA19-062918-1 6/29/2018 18G0022	MW-AA19 MW-AA19-092518-1 9/25/2018 18I1109	MW-AA19 MW-AA19-121318-1 12/13/2018 18L0663	MW-AE8 MW-AE8-021413-1 2/14/2013 SB64588	MW-AE8 MW-AE8-051513-1 5/15/2013 SB69668	MW-AE8 MW-AE8-08202013-1 8/20/2013 SB75423	MW-AE8 MW-AE8-11132013-1 11/13/2013 SB80244	MW-AE8 MW-AE8-04172014-1 4/17/2014 SB87951	MW-AE8 MW-AE8-090414-1 9/4/2014 SB95779	MW-AE8 MW-AE8-092514-1 9/25/2014 14090859	MW-AE8 MW-AE8-121714-1 12/17/2014 SC01370	MW-AE8 MW-AE8-071415-1 7/14/2015 GBJ46776	MW-AE8 MW-AE8-102715 10/27/2015 GBK15071	MW-AE8 MW-AE8-011216 1/12/2016 16010232
PCBs (ug/l)																
Aroclor 1016	NE	NE	NA	NA	NA	NA	NA	NA	NA	NA	NA	NA	NA	NA	NA	NA
Aroclor 1221	NE	NE	NA	NA	NA	NA	NA	NA	NA	NA	NA	NA	NA	NA	NA	NA
Aroclor 1232	NE	NE	NA	NA	NA	NA	NA	NA	NA	NA	NA	NA	NA	NA	NA	NA
Aroclor 1242	NE	NE	NA	NA	NA	NA	NA	NA	NA	NA	NA	NA	NA	NA	NA	NA
Aroclor 1248	NE	NE	NA	NA	NA	NA	NA	NA	NA	NA	NA	NA	NA	NA	NA	NA
Aroclor 1254	NE	NE	NA	NA	NA	NA	NA	NA	NA	NA	NA	NA	NA	NA	NA	NA
Aroclor 1260	NE	NE	NA	NA	NA	NA	NA	NA	NA	NA	NA	NA	NA	NA	NA	NA
Aroclor 1262	NE	NE	NA	NA	NA	NA	NA	NA	NA	NA	NA	NA	NA	NA	NA	NA
Aroclor 1268	NE	NE	NA	NA	NA	NA	NA	NA	NA	NA	NA	NA	NA	NA	NA	NA
Total PCB Aroclors	0.5	0.5	NA	NA	NA	NA	NA	NA	NA	NA	NA	NA	NA	NA	NA	NA
Pesticides (ug/l)																
Total Pesticides	NE	NE	NA	NA	NA	NA	NA	NA	NA	NA	NA	NA	NA	NA	NA	NA
Herbicides (ug/l)																
Total Herbicides	NE	NE	NA	NA	NA	NA	NA	NA	NA	NA	NA	NA	NA	NA	NA	NA
PCB Homologs (ug/l)																
Decachlorobiphenyl (PCB-209)	NE	NE	< 0.0050	< 0.0050	< 0.0051	< 0.025	< 0.0278	< 0.025	< 0.025	< 0.025	NA	< 0.025	< 0.0278	< 0.025	NA	< 0.025
Dichlorobiphenyl	NE	NE	< 0.0010	< 0.0010	< 0.0010	< 0.005	< 0.00556	< 0.005	< 0.005	< 0.005	NA	< 0.005	< 0.00556	< 0.005	NA	< 0.005
Heptachlorobiphenyl	NE	NE	< 0.0030	< 0.0030	< 0.0031	< 0.015	< 0.0167	< 0.015	< 0.015	< 0.015	NA	< 0.015	< 0.0167	< 0.015	NA	< 0.015
Hexachlorobiphenyl	NE	NE	< 0.0020	< 0.0020	< 0.0020	< 0.01	< 0.0111	< 0.01	< 0.01	< 0.01	NA	< 0.01	< 0.0111	< 0.01	NA	< 0.01
Monochlorobiphenyl	NE	NE	< 0.0010	**0.0011**	< 0.0010	< 0.005	< 0.00556	< 0.005	< 0.005	< 0.005	NA	< 0.005	< 0.00556	< 0.005	NA	< 0.005
Nonachlorobiphenyl	NE	NE	< 0.0050	< 0.0050	< 0.0051	< 0.025	< 0.0278	< 0.025	< 0.025	< 0.025	NA	< 0.025	< 0.0278	< 0.025	NA	< 0.025
Octachlorobiphenyl	NE	NE	< 0.0030	< 0.0030	< 0.0031	< 0.015	< 0.0167	< 0.015	< 0.015	< 0.015	NA	< 0.015	< 0.0167	< 0.015	NA	< 0.015
Pentachlorobiphenyl	NE	NE	< 0.0020	< 0.0020	< 0.0020	< 0.01	< 0.0111	< 0.01	< 0.01	< 0.01	NA	< 0.01	< 0.0111	< 0.01	NA	< 0.01
Tetrachlorobiphenyl	NE	NE	< 0.0020	< 0.0020	< 0.0020	< 0.01	< 0.0111	< 0.01	< 0.01	< 0.01	NA	< 0.01	< 0.0111	< 0.01	NA	< 0.01
Trichlorobiphenyl	NE	NE	< 0.0010	< 0.0010	< 0.0010	< 0.005	< 0.00556	< 0.005	< 0.005	< 0.005	NA	< 0.005	< 0.00556	< 0.005	NA	< 0.005
Total PCB Homologues	**0.5**	**0.5**	< 0.0050	**0.0011**	ND	< 0.025	< 0.0278	< 0.025	< 0.025	< 0.025	NA	< 0.025	< 0.0278	< 0.025	NA	< 0.025

Notes:
This is a summary table. Only detected compounds are presented.
Bold = Detected above reporting limit
GWPC = Ground water protection criteria
SWPC = Surface water protection criteria
Orange highlighted cells exceed GWPC
Yellow highlighted cells exceed SWPC
Italicized criteria indicate that criteria value is from CTDEEP Recommended Criteria Values for Common Additional Polluting Substances and Alternative Criteria Requests (September 2018)
<0.01 = Not detected above the specified laboratory reporting limit
NE = Criteriion has not been established
NA = Not analyzed for specific constituent
ug/L = microgram per liter
mg/L = milligram per Liter
(1) 0.1 mg/l is the current recommended screening criteria and requires CTDEEP approval to implement. 0.25 mg/l is the proposed GWPC.
(2) 100 ug/l is the promulgated GWPC. 70 ug/l is the Drinking Water Action Level set by the Connecticut Department of Public Health.

Table 3
Groundwater Analytical Data
February 2013 through November 2020

Location ID Sample ID Sample Date SDG	GWPC	SWPC	MW-AE8 MW-AE8-041416 4/14/2016 16040313	MW-AE8 MW-AE8-082416 8/24/2016 GBN97446	MW-AE8 MW-AE8-122116-1 12/21/2016 16L1029	MW-AE8 MW-AE8-20170411-1 4/11/2017 17D0409	MW-AE8 MW-AE8-081617-1 8/16/2017 17H0897	MW-AE8 MW-AE8-111417-1 11/14/2017 17K0813	MW-AE8 MW-AE8-030818-1 3/8/2018 18C0412	MW-AE8 MW-AE8-062718-1 6/27/2018 18F1384	MW-AE8 MW-AE8-092618-1 9/26/2018 18I1195	MW-AE8 MW-AE8-121318-41 12/13/2018 18L0663	MW-AE8 MW-AE8-041719-1 4/17/2019 19D0928	MW-AE8 MW-AE8-071719-1 7/17/2019 19G0888	MW-AE8 MW-AE8-102319-1 10/23/2019 19J1628	MW-AE8 MW-AE8-011720-1 1/17/2020 20A0803
CT ETPH (mg/l)																
Aliphatic Hydrocarbons (ETPH) C9-C36	**0.25**	*0.25*	NA	NA	NA	NA	NA	NA	NA	NA	NA	**0.085**	< 0.16	**0.43**	< 0.14	**0.19**
Total Petroleum Hydrocarbons	**0.25**	*0.25*	NA	NA	NA	NA	NA	NA	NA	NA	NA	NA	NA	NA	NA	NA
Unidentified	NE	NE	NA	NA	NA	NA	NA	NA	NA	NA	NA	NA	NA	NA	NA	NA
VOCs (ug/l)																
1,2,4-Trimethylbenzene	*5*	*49*	NA	NA	NA	NA	NA	NA	NA	NA	NA	< 1.0	< 0.50	NA	NA	NA
Acetone	700	*10000*	NA	NA	NA	NA	NA	NA	NA	NA	NA	< 40	< 10	NA	NA	NA
Chloroform	**6**	14100	NA	NA	NA	NA	NA	NA	NA	NA	NA	< 1.0	< 0.50	NA	NA	NA
Chloromethane	*18*	*10000*	NA	NA	NA	NA	NA	NA	NA	NA	NA	< 4.0	< 0.60	NA	NA	NA
Methyl Tert Butyl Ether (MTBE)	70	*10000*	NA	NA	NA	NA	NA	NA	NA	NA	NA	< 1.0	< 0.50	NA	NA	NA
Naphthalene	280	*210*	NA	NA	NA	NA	NA	NA	NA	NA	NA	< 10	< 2.0	NA	NA	NA
p-Isopropyltoluene	*25*	*200*	NA	NA	NA	NA	NA	NA	NA	NA	NA	< 1.0	< 0.50	NA	NA	NA
Tetrachloroethylene	5	88	NA	NA	NA	NA	NA	NA	NA	NA	NA	< 2.0	< 1.0	NA	NA	NA
Tetrahydrofuran	*4*	*9600*	NA	NA	NA	NA	NA	NA	NA	NA	NA	< 20	< 10	NA	NA	NA
Toluene	1000	4000000	NA	NA	NA	NA	NA	NA	NA	NA	NA	< 2.0	< 1.0	NA	NA	NA
Trichloroethene	5	2340	NA	NA	NA	NA	NA	NA	NA	NA	NA	< 2.0	< 1.0	NA	NA	NA
SVOCs (ug/l)																
2-Methylnaphthalene	*28*	*62*	< 0.05	< 0.05	< 0.05	< 0.05	NA	< 0.05	< 0.05	< 0.05	< 0.05	< 0.98	< 1.0	< 1.1	< 0.95	NA
Acenaphthene	*420*	*150*	< 0.05	< 0.05	< 0.05	< 0.05	NA	< 0.05	< 0.05	< 0.05	< 0.05	< 0.29	< 0.31	< 0.32	< 0.28	NA
Acenaphthylene	420	**0.3**	< 0.05	< 0.05	< 0.05	< 0.05	NA	< 0.05	< 0.05	< 0.05	< 0.05	< 0.20	< 0.21	< 0.22	< 0.19	NA
Anthracene	2000	1100000	< 0.05	< 0.05	< 0.05	< 0.05	NA	< 0.05	< 0.05	< 0.05	< 0.05	< 0.20	< 0.21	< 0.22	< 0.19	NA
Benzo(a)anthracene	**0.06**	**0.3**	< 0.05	< 0.05	< 0.05	< 0.05	NA	< 0.05	< 0.05	< 0.05	< 0.05	< 0.049	< 0.052	< 0.054	< 0.047	NA
Benzo(a)pyrene	**0.2**	**0.3**	< 0.05	< 0.05	< 0.05	< 0.05	NA	< 0.05	< 0.05	< 0.05	< 0.05	< 0.098	< 0.10	< 0.11	< 0.095	NA
Benzo(b)fluoranthene	**0.08**	**0.3**	< 0.05	< 0.05	< 0.05	< 0.05	NA	< 0.05	< 0.05	< 0.05	< 0.05	< 0.049	< 0.052	< 0.054	< 0.047	NA
Benzo(g,h,i)perylene	*0.48*	*150*	< 0.05	< 0.05	< 0.05	< 0.05	NA	< 0.05	< 0.05	< 0.05	< 0.05	< 0.49	< 0.52	< 0.54	< 0.47	NA
Benzo(k)fluoranthene	**0.5**	**0.3**	< 0.05	< 0.05	< 0.05	< 0.05	NA	< 0.05	< 0.05	< 0.05	< 0.05	< 0.20	< 0.21	< 0.22	< 0.19	NA
Chrysene	*4.8*	*0.54*	< 0.05	< 0.05	< 0.05	< 0.05	NA	< 0.05	< 0.05	< 0.05	< 0.05	< 0.20	< 0.21	< 0.22	< 0.19	NA
Dibenzo(a,h)anthracene	*0.1*	*0.3*	< 0.01	< 0.01	< 0.01	< 0.01	NA	< 0.01	< 0.01	< 0.01	< 0.01	< 0.098	< 0.10	< 0.11	< 0.095	NA
Fluoranthene	280	3700	< 0.05	< 0.05	< 0.05	< 0.05	NA	< 0.05	< 0.05	< 0.05	< 0.05	< 0.49	< 0.52	< 0.54	< 0.47	NA
Fluorene	280	140000	< 0.05	< 0.05	< 0.05	< 0.05	NA	< 0.05	< 0.05	< 0.05	< 0.05	< 0.98	< 1.0	< 1.1	< 0.95	NA
Indeno(1,2,3-cd)pyrene	*0.1*	*0.54*	< 0.05	< 0.05	< 0.05	< 0.05	NA	< 0.05	< 0.05	< 0.05	< 0.05	< 0.098	< 0.10	< 0.11	< 0.095	NA
Naphthalene	280	*210*	< 0.11	< 0.10	< 0.10	< 0.10	NA	< 0.09	< 0.10	< 0.10	< 0.09	< 0.98	< 1.0	< 1.1	< 0.95	NA
Phenanthrene	200	**0.077**	< 0.05	< 0.05	< 0.05	< 0.05	NA	< 0.05	< 0.05	< 0.05	< 0.05	< 0.049	< 0.052	< 0.054	< 0.047	NA
Pyrene	200	110000	< 0.05	< 0.05	< 0.05	< 0.05	NA	< 0.05	< 0.05	< 0.05	< 0.05	< 0.98	< 1.0	< 1.1	< 0.95	NA
SVOC-SIMs (ug/l)																
1-Methylnaphthalene	*5*	*61*	NA	NA	NA	NA	NA	NA	NA	NA	NA	NA	NA	NA	NA	NA
2-Methylnaphthalene	*28*	*62*	NA	NA	NA	NA	< 0.05	NA	NA	NA	NA	NA	NA	NA	NA	NA
Acenaphthene	*420*	*150*	NA	NA	NA	NA	< 0.05	NA	NA	NA	NA	NA	NA	NA	NA	NA
Acenaphthylene	420	0.3	NA	NA	NA	NA	< 0.05	NA	NA	NA	NA	NA	NA	NA	NA	NA
Anthracene	2000	1100000	NA	NA	NA	NA	< 0.05	NA	NA	NA	NA	NA	NA	NA	NA	NA
Benzo(a)anthracene	**0.06**	0.3	NA	NA	NA	NA	< 0.05	NA	NA	NA	NA	NA	NA	NA	NA	NA
Benzo(a)pyrene	0.2	0.3	NA	NA	NA	NA	< 0.05	NA	NA	NA	NA	NA	NA	NA	NA	NA
Benzo(b)fluoranthene	**0.08**	0.3	NA	NA	NA	NA	< 0.05	NA	NA	NA	NA	NA	NA	NA	NA	NA
Benzo(g,h,i)perylene	*0.48*	*150*	NA	NA	NA	NA	< 0.05	NA	NA	NA	NA	NA	NA	NA	NA	NA
Benzo(k)fluoranthene	0.5	0.3	NA	NA	NA	NA	< 0.05	NA	NA	NA	NA	NA	NA	NA	NA	NA
Chrysene	*4.8*	*0.54*	NA	NA	NA	NA	< 0.05	NA	NA	NA	NA	NA	NA	NA	NA	NA
Dibenzo(a,h)anthracene	*0.1*	*0.3*	NA	NA	NA	NA	< 0.01	NA	NA	NA	NA	NA	NA	NA	NA	NA
Fluoranthene	280	3700	NA	NA	NA	NA	< 0.05	NA	NA	NA	NA	NA	NA	NA	NA	NA
Fluorene	280	140000	NA	NA	NA	NA	< 0.05	NA	NA	NA	NA	NA	NA	NA	NA	NA
Indeno(1,2,3-cd)pyrene	*0.1*	*0.54*	NA	NA	NA	NA	< 0.05	NA	NA	NA	NA	NA	NA	NA	NA	NA
Naphthalene	280	*210*	NA	NA	NA	NA	< 0.1	NA	NA	NA	NA	NA	NA	NA	NA	NA
Phenanthrene	200	**0.077**	NA	NA	NA	NA	< 0.05	NA	NA	NA	NA	NA	NA	NA	NA	NA
Pyrene	200	110000	NA	NA	NA	NA	< 0.05	NA	NA	NA	NA	NA	NA	NA	NA	NA
Total Metals (mg/l)																
Antimony	**0.006**	86	< 0.005	< 0.005	< 0.005	< 0.005	< 0.005	< 0.005	< 0.005	< 0.005	< 0.005	< 0.0050	< 0.0010	< 0.0010	**0.0012**	< 0.0010
Arsenic	**0.05**	**0.004**	< 0.004	< 0.004	< 0.004	< 0.004	< 0.004	< 0.004	< 0.004	< 0.004	< 0.004	< 0.0020	**0.00086**	**0.0026**	**0.0020**	< 0.00080
Barium	**1**	**2.2**	**0.144**	**0.189**	**0.062**	**0.174**	**0.192**	**0.137**	**0.045**	**0.140**	**0.105**	**0.11**	**0.068**	**0.14**	**0.12**	**0.05**
Beryllium	**0.004**	**0.004**	< 0.001	< 0.001	< 0.001	< 0.001	< 0.001	< 0.001	< 0.001	< 0.001	< 0.001	< 0.0020	< 0.00040	< 0.00040	< 0.00040	< 0.00040
Cadmium	0.005	0.006	< 0.001	< 0.001	< 0.001	< 0.001	< 0.001	< 0.001	< 0.001	< 0.001	< 0.001	< 0.0025	< 0.00050	< 0.00020	< 0.00020	< 0.00020
Calcium	NE	NE	NA	NA	NA	NA	NA	NA	NA	NA	NA	NA	NA	NA	NA	NA
Chromium	**0.05**	NE	< 0.001	< 0.001	< 0.001	**0.002**	**0.001**	< 0.001	< 0.001	**0.001**	< 0.001	< 0.0050	< 0.0010	**0.0015**	< 0.0010	< 0.0010
Cobalt	NE	NE	NA	NA	NA	NA	NA	NA	NA	NA	NA	NA	NA	NA	NA	NA
Copper	1.3	**0.048**	**0.008**	< 0.005	**0.028**	< 0.005	< 0.005	**0.044**	**0.024**	**0.006**	**0.014**	< 0.025	**0.028**	**0.016**	**0.012**	**0.0031**
Iron	NE	*10*	NA	NA	NA	NA	NA	NA	NA	NA	NA	NA	NA	NA	NA	NA
Lead	**0.015**	**0.013**	< 0.002	< 0.002	< 0.002	< 0.002	< 0.002	< 0.002	< 0.002	< 0.002	< 0.002	< 0.0050	< 0.0010	**0.00055**	**0.00071**	< 0.00050
Magnesium	NE	NE	NA	NA	NA	NA	NA	NA	NA	NA	NA	NA	NA	NA	NA	NA
Manganese	*0.5*	*0.93*	NA	NA	NA	NA	NA	NA	NA	NA	NA	NA	NA	NA	NA	NA
Mercury	0.002	0.0004	< 0.0002	< 0.0002	< 0.0002	< 0.0002	< 0.0002	< 0.0002	< 0.0002	< 0.0002	< 0.0002	< 0.00010	< 0.00010	< 0.00010	< 0.00010	< 0.00010
Nickel	**0.1**	**0.88**	**0.003**	**0.003**	**0.002**	**0.002**	**0.003**	**0.003**	**0.001**	**0.003**	**0.003**	< 0.025	< 0.0050	**0.0055**	< 0.0050	< 0.0050
Potassium	NE	NE	NA	NA	NA	NA	NA	NA	NA	NA	NA	NA	NA	NA	NA	NA
Selenium	0.05	0.05	< 0.010	< 0.010	< 0.010	< 0.010	< 0.01	< 0.010	< 0.010	< 0.010	< 0.010	< 0.025	< 0.0050	< 0.0050	< 0.0050	< 0.0050
Silver	0.036	0.012	< 0.001	< 0.001	< 0.001	< 0.001	< 0.001	< 0.001	< 0.001	< 0.001	< 0.001	< 0.0025	< 0.00050	< 0.00020	< 0.00020	< 0.00020
Sodium	NE	NE	NA	NA	NA	NA	NA	NA	NA	NA	< 0.0005	NA	NA	NA	NA	NA
Thallium	**0.005**	0.063	< 0.001	< 0.001	< 0.001	< 0.0005	< 0.001	< 0.001	< 0.0005	< 0.0005	NA	< 0.0010	< 0.00020	< 0.00020	< 0.00020	< 0.00020
Vanadium	**0.05**	*0.27*	< 0.002	< 0.002	**0.005**	**0.002**	**0.003**	**0.003**	**0.003**	**0.003**	**0.003**	< 0.025	**0.0057**	**0.0053**	< 0.0050	< 0.0050
Zinc	**5**	**0.123**	**0.003**	**0.010**	**0.002**	**0.007**	< 0.002	**0.006**	< 0.002	**0.004**	**0.007**	< 0.05	< 0.01	< 0.01	< 0.01	< 0.01

Table 3
Groundwater Analytical Data
February 2013 through November 2020

Location ID Sample ID Sample Date SDG	GWPC	SWPC	MW-AE8 MW-AE8-041416 4/14/2016 16040313	MW-AE8 MW-AE8-082416 8/24/2016 GBN97446	MW-AE8 MW-AE8-122116-1 12/21/2016 16L1029	MW-AE8 MW-AE8-20170411-1 4/11/2017 17D0409	MW-AE8 MW-AE8-081617-1 8/16/2017 17H0897	MW-AE8 MW-AE8-111417-1 11/14/2017 17K0813	MW-AE8 MW-AE8-030818-1 3/8/2018 18C0412	MW-AE8 MW-AE8-062718-1 6/27/2018 18F1384	MW-AE8 MW-AE8-092618-1 9/26/2018 18I1195	MW-AE8 MW-AE8-121318-41 12/13/2018 18L0663	MW-AE8 MW-AE8-041719-1 4/17/2019 19D0928	MW-AE8 MW-AE8-071719-1 7/17/2019 19G0888	MW-AE8 MW-AE8-102319-1 10/23/2019 19J1628	MW-AE8 MW-AE8-011720-1 1/17/2020 20A0803
PCBs (ug/l)																
Aroclor 1016	NE	NE	NA	NA	NA	NA	NA	NA	NA	NA	NA	NA	NA	NA	NA	NA
Aroclor 1221	NE	NE	NA	NA	NA	NA	NA	NA	NA	NA	NA	NA	NA	NA	NA	NA
Aroclor 1232	NE	NE	NA	NA	NA	NA	NA	NA	NA	NA	NA	NA	NA	NA	NA	NA
Aroclor 1242	NE	NE	NA	NA	NA	NA	NA	NA	NA	NA	NA	NA	NA	NA	NA	NA
Aroclor 1248	NE	NE	NA	NA	NA	NA	NA	NA	NA	NA	NA	NA	NA	NA	NA	NA
Aroclor 1254	NE	NE	NA	NA	NA	NA	NA	NA	NA	NA	NA	NA	NA	NA	NA	NA
Aroclor 1260	NE	NE	NA	NA	NA	NA	NA	NA	NA	NA	NA	NA	NA	NA	NA	NA
Aroclor 1262	NE	NE	NA	NA	NA	NA	NA	NA	NA	NA	NA	NA	NA	NA	NA	NA
Aroclor 1268	NE	NE	NA	NA	NA	NA	NA	NA	NA	NA	NA	NA	NA	NA	NA	NA
Total PCB Aroclors	0.5	0.5	NA	NA	NA	NA	NA	NA	NA	NA	NA	NA	NA	NA	NA	NA
Pesticides (ug/l)																
Total Pesticides	NE	NE	NA	NA	NA	NA	NA	NA	NA	NA	NA	NA	NA	NA	NA	NA
Herbicides (ug/l)																
Total Herbicides	NE	NE	NA	NA	NA	NA	NA	NA	NA	NA	NA	NA	NA	NA	NA	NA
PCB Homologs (ug/l)																
Decachlorobiphenyl (PCB-209)	NE	NE	< 0.0278	< 0.025	< 0.0050	< 0.0050	< 0.0054 UJ	< 0.0050	< 0.0049	< 0.0050	< 0.0050	< 0.0052	< 0.0052	< 0.0056	< 0.0048	< 0.0051
Dichlorobiphenyl	NE	NE	< 0.00556	< 0.005	**0.013**	< 0.0010	< 0.0011 UJ	< 0.0010	< 0.00097	< 0.0010	**0.0049**	< 0.0010	**0.0060**	**0.0018**	< 0.00095	**0.0027**
Heptachlorobiphenyl	NE	NE	< 0.0167	< 0.015	< 0.0030	< 0.0030	< 0.0032 UJ	< 0.0030	< 0.0029	< 0.0030	< 0.0030	< 0.0031	< 0.0031	< 0.0033	< 0.0029	< 0.0031
Hexachlorobiphenyl	NE	NE	< 0.0111	< 0.01	< 0.0020	< 0.0020	< 0.0022 UJ	< 0.0020	**0.0030**	< 0.0020	< 0.0020	< 0.0021	< 0.0021	**0.0034**	< 0.0019	< 0.0020
Monochlorobiphenyl	NE	NE	< 0.00556	< 0.005	**0.014**	< 0.0010	< 0.0011 UJ	< 0.0010	< 0.00097	< 0.0010	**0.0034**	< 0.0010	**0.0042**	**0.0018**	< 0.00095	< 0.0010
Nonachlorobiphenyl	NE	NE	< 0.0278	< 0.025	< 0.0050	< 0.0050	< 0.0054 UJ	< 0.0050	< 0.0049	< 0.0050	< 0.0050	< 0.0052	< 0.0052	< 0.0056	< 0.0048	< 0.0051
Octachlorobiphenyl	NE	NE	< 0.0167	< 0.015	< 0.0030	< 0.0030	< 0.0032 UJ	< 0.0030	< 0.0029	< 0.0030	< 0.0030	< 0.0031	< 0.0031	< 0.0033	< 0.0029	< 0.0031
Pentachlorobiphenyl	NE	NE	< 0.0111	< 0.01	**0.013**	< 0.0020	< 0.0022 UJ	**0.053**	**0.023**	**0.0083**	**0.0085**	**0.013**	**0.0031**	**0.011**	**0.019**	**0.0029**
Tetrachlorobiphenyl	NE	NE	< 0.0111	< 0.01	**0.041**	< 0.0020	**0.0081 J**	**0.11**	**0.048**	**0.025**	**0.048**	**0.035**	**0.028**	**0.032**	**0.056**	**0.014**
Trichlorobiphenyl	NE	NE	< 0.00556	< 0.005	**0.011**	< 0.0010	**0.0019 J**	**0.024**	**0.010**	**0.0039**	**0.013**	**0.0074**	**0.0087**	**0.0067**	**0.0099**	**0.0055**
Total PCB Homologues	**0.5**	**0.5**	< 0.0278	< 0.025	**0.091**	< 0.0050	**0.010 J**	**0.187**	**0.084**	**0.0372**	**0.077**	**0.055**	**0.050**	**0.056**	**0.085**	**0.0251**

Notes:
This is a summary table. Only detected compounds are presented.
Bold = Detected above reporting limit
GWPC = Ground water protection criteria
SWPC = Surface water protection criteria
Orange highlighted cells exceed GWPC
Yellow highlighted cells exceed SWPC
Italicized criteria indicate that criteria value is from CTDEEP Recommended Criteria Values for Common Additional Polluting Substances and Alternative Criteria Requests (September 2018)
<0.01 = Not detected above the specified laboratory reporting limit
NE = Criteriion has not been established
NA = Not analyzed for specific constituent
ug/L = microgram per liter
mg/L = milligram per Liter
(1) 0.1 mg/l is the current recommended screening criteria and requires CTDEEP approval to implement. 0.25 mg/l is the proposed GWPC.
(2) 100 ug/l is the promulgated GWPC. 70 ug/l is the Drinking Water Action Level set by the Connecticut Department of Public Health.

Table 3
Groundwater Analytical Data
February 2013 through November 2020

Location ID Sample ID Sample Date SDG	GWPC	SWPC	MW-AE8 MW-AE8-040820-1 4/8/2020 20D0340	MW-AE8 MW-AE8-070920-1 7/9/2020 20G0415	MW-AE8 MW-AE8-110220-1 11/2/2020 20K0034	MW-AG10 MW-AG10-021413-1 2/14/2013 SB64588	MW-AG10 MW-AG10-051513-1 5/15/2013 SB69668	MW-AG10 MW-AG10-08222013-1 8/22/2013 SB75529	MW-AG10 MW-AG10-11132013-1 11/13/2013 SB80244	MW-AG10 MW-AG10-04172014-1 4/17/2014 SB87931	MW-AG10 MW-AG10-092514-1 9/25/2014 14090859	MW-AG10 MW-AG10-121714-1 12/17/2014 14120417	MW-AG10 MW-AG10-121714-2 12/17/2014 14120417	MW-AG10 MW-AG10-071515-1 7/15/2015 15070383	MW-AG10 MW-AG10-071515-2 7/15/2015 15070383	MW-AG10 DUP-1-011216 1/12/2016 16010209
CT ETPH (mg/l)																
Aliphatic Hydrocarbons (ETPH) C9-C36	**0.25**	*0.25*	< 0.14	< 0.15	**0.39**	< 0.2	< 0.2	< 0.2	< 0.2	**0.3**	NA	NA	NA	NA	NA	NA
Total Petroleum Hydrocarbons	**0.25**	*0.25*	NA	NA	NA	< 0.2	< 0.2	< 0.2	< 0.2	**0.3**	NA	NA	NA	NA	NA	NA
Unidentified	NE	NE	NA	NA	NA	< 0.2	< 0.2	< 0.2	< 0.2	**0.3**	NA	NA	NA	NA	NA	NA
VOCs (ug/l)																
1,2,4-Trimethylbenzene	*5*	*49*	NA	NA	NA	< 1.00	< 1.00	< 1.00	< 1.00	< 1.00	NA	NA	NA	NA	NA	NA
Acetone	700	*10000*	NA	NA	NA	< 10.0	< 10.0	< 10.0	< 10.0	< 10.0	NA	NA	NA	NA	NA	NA
Chloroform	**6**	14100	NA	NA	NA	< 1.00	< 1.00	< 1.00	< 1.00	< 1.00	NA	NA	NA	NA	NA	NA
Chloromethane	*18*	*10000*	NA	NA	NA	< 2.00	< 2.00	< 2.00	< 2.00	< 2.00	NA	NA	NA	NA	NA	NA
Methyl Tert Butyl Ether (MTBE)	70	*10000*	NA	NA	NA	< 1.00	< 1.00	< 1.00	< 1.00	< 1.00	NA	NA	NA	NA	NA	NA
Naphthalene	280	*210*	NA	NA	NA	< 1.00	< 1.00	< 1.00	< 1.00	< 1.00	NA	NA	NA	NA	NA	NA
p-Isopropyltoluene	*25*	*200*	NA	NA	NA	< 1.00	< 1.00	< 1.00	< 1.00	< 1.00	NA	NA	NA	NA	NA	NA
Tetrachloroethylene	5	88	NA	NA	NA	< 1.00	< 1.00	< 1.00	< 1.00	< 1.00	NA	NA	NA	NA	NA	NA
Tetrahydrofuran	*4*	*9600*	NA	NA	NA	< 2.00	< 2.00	< 2.00	< 2.00	< 2.00	NA	NA	NA	NA	NA	NA
Toluene	1000	4000000	NA	NA	NA	< 1.00	< 1.00	< 1.00	< 1.00	< 1.00	NA	NA	NA	NA	NA	NA
Trichloroethene	5	2340	NA	NA	NA	< 1.00	< 1.00	< 1.00	< 1.00	< 1.00	NA	NA	NA	NA	NA	NA
SVOCs (ug/l)																
2-Methylnaphthalene	*28*	*62*	NA	NA	NA	NA	NA	NA	NA	NA	NA	NA	NA	NA	NA	NA
Acenaphthene	*420*	*150*	NA	NA	NA	NA	NA	NA	NA	NA	NA	NA	NA	NA	NA	NA
Acenaphthylene	420	**0.3**	NA	NA	NA	NA	NA	NA	NA	NA	NA	NA	NA	NA	NA	NA
Anthracene	2000	1100000	NA	NA	NA	NA	NA	NA	NA	NA	NA	NA	NA	NA	NA	NA
Benzo(a)anthracene	**0.06**	**0.3**	NA	NA	NA	NA	NA	NA	NA	NA	NA	NA	NA	NA	NA	NA
Benzo(a)pyrene	**0.2**	**0.3**	NA	NA	NA	NA	NA	NA	NA	NA	NA	NA	NA	NA	NA	NA
Benzo(b)fluoranthene	**0.08**	**0.3**	NA	NA	NA	NA	NA	NA	NA	NA	NA	NA	NA	NA	NA	NA
Benzo(g,h,i)perylene	*0.48*	*150*	NA	NA	NA	NA	NA	NA	NA	NA	NA	NA	NA	NA	NA	NA
Benzo(k)fluoranthene	**0.5**	**0.3**	NA	NA	NA	NA	NA	NA	NA	NA	NA	NA	NA	NA	NA	NA
Chrysene	*4.8*	*0.54*	NA	NA	NA	NA	NA	NA	NA	NA	NA	NA	NA	NA	NA	NA
Dibenzo(a,h)anthracene	*0.1*	*0.3*	NA	NA	NA	NA	NA	NA	NA	NA	NA	NA	NA	NA	NA	NA
Fluoranthene	280	3700	NA	NA	NA	NA	NA	NA	NA	NA	NA	NA	NA	NA	NA	NA
Fluorene	280	140000	NA	NA	NA	NA	NA	NA	NA	NA	NA	NA	NA	NA	NA	NA
Indeno(1,2,3-cd)pyrene	*0.1*	*0.54*	NA	NA	NA	NA	NA	NA	NA	NA	NA	NA	NA	NA	NA	NA
Naphthalene	280	*210*	NA	NA	NA	NA	NA	NA	NA	NA	NA	NA	NA	NA	NA	NA
Phenanthrene	200	**0.077**	NA	NA	NA	NA	NA	NA	NA	NA	NA	NA	NA	NA	NA	NA
Pyrene	200	110000	NA	NA	NA	NA	NA	NA	NA	NA	NA	NA	NA	NA	NA	NA
SVOC-SIMs (ug/l)																
1-Methylnaphthalene	*5*	*61*	NA	NA	NA	**0.087**	< 0.050	**0.083**	< 0.050	< 0.050	NA	NA	NA	NA	NA	NA
2-Methylnaphthalene	*28*	*62*	NA	NA	NA	**0.215**	< 0.050	**0.062**	< 0.050	< 0.050	NA	NA	NA	NA	NA	NA
Acenaphthene	*420*	*150*	NA	NA	NA	**0.234**	< 0.050	**0.054**	< 0.050	< 0.050	NA	NA	NA	NA	NA	NA
Acenaphthylene	420	0.3	NA	NA	NA	**0.085**	< 0.050	< 0.050	< 0.050	< 0.050	NA	NA	NA	NA	NA	NA
Anthracene	2000	1100000	NA	NA	NA	**0.061**	< 0.050	< 0.050	< 0.050	< 0.050	NA	NA	NA	NA	NA	NA
Benzo(a)anthracene	**0.06**	0.3	NA	NA	NA	< 0.050	< 0.050	< 0.050	< 0.050	< 0.050	NA	NA	NA	NA	NA	NA
Benzo(a)pyrene	0.2	0.3	NA	NA	NA	< 0.050	< 0.050	< 0.050	< 0.050	< 0.050	NA	NA	NA	NA	NA	NA
Benzo(b)fluoranthene	**0.08**	0.3	NA	NA	NA	< 0.050	< 0.050	< 0.050	< 0.050	< 0.050	NA	NA	NA	NA	NA	NA
Benzo(g,h,i)perylene	*0.48*	*150*	NA	NA	NA	< 0.050	< 0.050	< 0.050	< 0.050	< 0.050	NA	NA	NA	NA	NA	NA
Benzo(k)fluoranthene	0.5	0.3	NA	NA	NA	< 0.050	< 0.050	< 0.050	< 0.050	< 0.050	NA	NA	NA	NA	NA	NA
Chrysene	*4.8*	*0.54*	NA	NA	NA	< 0.050	< 0.050	< 0.050	< 0.050	< 0.050	NA	NA	NA	NA	NA	NA
Dibenzo(a,h)anthracene	*0.1*	*0.3*	NA	NA	NA	< 0.050	< 0.050	< 0.050	< 0.050	< 0.050	NA	NA	NA	NA	NA	NA
Fluoranthene	280	3700	NA	NA	NA	**0.063**	< 0.050	< 0.050	< 0.050	< 0.050	NA	NA	NA	NA	NA	NA
Fluorene	280	140000	NA	NA	NA	**0.160**	< 0.050	**0.072**	< 0.050	< 0.050	NA	NA	NA	NA	NA	NA
Indeno(1,2,3-cd)pyrene	*0.1*	*0.54*	NA	NA	NA	< 0.050	< 0.050	< 0.050	< 0.050	< 0.050	NA	NA	NA	NA	NA	NA
Naphthalene	280	*210*	NA	NA	NA	**0.520**	< 0.050	**0.070**	< 0.050	< 0.050	NA	NA	NA	NA	NA	NA
Phenanthrene	200	**0.077**	NA	NA	NA	**0.179**	< 0.050	**0.059**	< 0.050	< 0.050	NA	NA	NA	NA	NA	NA
Pyrene	200	110000	NA	NA	NA	< 0.050	< 0.050	< 0.050	< 0.050	< 0.050	NA	NA	NA	NA	NA	NA
Total Metals (mg/l)																
Antimony	**0.006**	86	< 0.0010	< 0.0010	**0.0011**	< 0.0060	< 0.0060	< 0.0060	< 0.0060	< 0.0060	NA	NA	NA	NA	NA	NA
Arsenic	**0.05**	**0.004**	**0.00099**	**0.0011**	**0.00086**	< 0.0040	< 0.0040	< 0.0040	< 0.0040	< 0.0040	NA	NA	NA	NA	NA	NA
Barium	**1**	**2.2**	**0.07**	**0.083**	**0.079**	**0.279**	**0.0752**	**0.437**	**0.766**	**0.0500**	NA	NA	NA	NA	NA	NA
Beryllium	**0.004**	**0.004**	< 0.00040	< 0.00040	< 0.00040	< 0.0020	< 0.0020	< 0.0020	< 0.0020	< 0.0020	NA	NA	NA	NA	NA	NA
Cadmium	0.005	0.006	< 0.00020	< 0.00020	< 0.00020	< 0.0025	< 0.0025	< 0.0025	< 0.0025	< 0.0025	NA	NA	NA	NA	NA	NA
Calcium	NE	NE	NA	NA	NA	**52.1**	**34.2**	**130**	**113**	NA	NA	NA	NA	NA	NA	NA
Chromium	**0.05**	NE	**0.0015**	**0.0024**	**0.0016**	< 0.0050	< 0.0050	< 0.0050	< 0.0050	< 0.0050	NA	NA	NA	NA	NA	NA
Cobalt	NE	NE	NA	NA	NA	NA	NA	NA	NA	NA	NA	NA	NA	NA	NA	NA
Copper	1.3	**0.048**	**0.024**	**0.0023**	**0.021**	< 0.0050	< 0.0050	< 0.0050	< 0.0050	< 0.0050	NA	NA	NA	NA	NA	NA
Iron	NE	*10*	NA	NA	NA	**17.9**	**6.72**	**49.7**	**59.6**	NA	NA	NA	NA	NA	NA	NA
Lead	**0.015**	**0.013**	**0.0028**	< 0.00050	< 0.00050	< 0.0075	< 0.0075	< 0.0075	< 0.0075	< 0.0075	NA	NA	NA	NA	NA	NA
Magnesium	NE	NE	NA	NA	NA	**13.6**	**4.36**	**27.0**	**35.7**	NA	NA	NA	NA	NA	NA	NA
Manganese	*0.5*	*0.93*	NA	NA	NA	**1.40**	**0.463**	**2.64**	**3.48**	NA	NA	NA	NA	NA	NA	NA
Mercury	0.002	0.0004	< 0.00010	< 0.00010	< 0.00010	< 0.00020	< 0.00020	< 0.00020	< 0.00020	< 0.00020	NA	NA	NA	NA	NA	NA
Nickel	**0.1**	**0.88**	< 0.0050	< 0.0050	**0.0063**	< 0.0050	< 0.0050	< 0.0050	< 0.0050	< 0.0050	NA	NA	NA	NA	NA	NA
Potassium	NE	NE	NA	NA	NA	**2.71**	**2.46**	**7.15**	**4.80**	NA	NA	NA	NA	NA	NA	NA
Selenium	0.05	0.05	< 0.0050	< 0.0050	< 0.0050	< 0.0150	< 0.0150	< 0.0150	< 0.0150	< 0.0150	NA	NA	NA	NA	NA	NA
Silver	0.036	0.012	< 0.00020	< 0.00020	< 0.00020	< 0.0050	< 0.0050	< 0.0050	< 0.0050	< 0.0050	NA	NA	NA	NA	NA	NA
Sodium	NE	NE	NA	NA	NA	**31.0**	**20.9**	**51.0**	**76.0**	NA	NA	NA	NA	NA	NA	NA
Thallium	**0.005**	0.063	< 0.00020	< 0.00020	< 0.00020	< 0.0050	< 0.0050	**0.0056**	< 0.0050	< 0.0050	NA	NA	NA	NA	NA	NA
Vanadium	**0.05**	*0.27*	< 0.0050	< 0.0050	< 0.0050	< 0.0050	< 0.0050	< 0.0050	< 0.0050	< 0.0050	NA	NA	NA	NA	NA	NA
Zinc	**5**	**0.123**	< 0.01	< 0.01	< 0.01	**0.164**	**0.0626**	**0.0178**	**0.0056**	**0.126**	NA	NA	NA	NA	NA	NA

Table 3
Groundwater Analytical Data
February 2013 through November 2020

Location ID Sample ID Sample Date SDG	GWPC	SWPC	MW-AE8 MW-AE8-040820-1 4/8/2020 20D0340	MW-AE8 MW-AE8-070920-1 7/9/2020 20G0415	MW-AE8 MW-AE8-110220-1 11/2/2020 20K0034	MW-AG10 MW-AG10-021413-1 2/14/2013 SB64588	MW-AG10 MW-AG10-051513-1 5/15/2013 SB69668	MW-AG10 MW-AG10-08222013-1 8/22/2013 SB75529	MW-AG10 MW-AG10-11132013-1 11/13/2013 SB80244	MW-AG10 MW-AG10-04172014-1 4/17/2014 SB87931	MW-AG10 MW-AG10-092514-1 9/25/2014 14090859	MW-AG10 MW-AG10-121714-1 12/17/2014 14120417	MW-AG10 MW-AG10-121714-2 12/17/2014 14120417	MW-AG10 MW-AG10-071515-1 7/15/2015 15070383	MW-AG10 MW-AG10-071515-2 7/15/2015 15070383	MW-AG10 DUP-1-011216 1/12/2016 16010209
PCBs (ug/l)																
Aroclor 1016	NE	NE	NA	NA	NA	NA	NA	NA	NA	NA	NA	NA	NA	NA	NA	NA
Aroclor 1221	NE	NE	NA	NA	NA	NA	NA	NA	NA	NA	NA	NA	NA	NA	NA	NA
Aroclor 1232	NE	NE	NA	NA	NA	NA	NA	NA	NA	NA	NA	NA	NA	NA	NA	NA
Aroclor 1242	NE	NE	NA	NA	NA	NA	NA	NA	NA	NA	NA	NA	NA	NA	NA	NA
Aroclor 1248	NE	NE	NA	NA	NA	NA	NA	NA	NA	NA	NA	NA	NA	NA	NA	NA
Aroclor 1254	NE	NE	NA	NA	NA	NA	NA	NA	NA	NA	NA	NA	NA	NA	NA	NA
Aroclor 1260	NE	NE	NA	NA	NA	NA	NA	NA	NA	NA	NA	NA	NA	NA	NA	NA
Aroclor 1262	NE	NE	NA	NA	NA	NA	NA	NA	NA	NA	NA	NA	NA	NA	NA	NA
Aroclor 1268	NE	NE	NA	NA	NA	NA	NA	NA	NA	NA	NA	NA	NA	NA	NA	NA
Total PCB Aroclors	0.5	0.5	NA	NA	NA	NA	NA	NA	NA	NA	NA	NA	NA	NA	NA	NA
Pesticides (ug/l)																
Total Pesticides	NE	NE	NA	NA	NA	NA	NA	NA	NA	NA	NA	NA	NA	NA	NA	NA
Herbicides (ug/l)																
Total Herbicides	NE	NE	NA	NA	NA	NA	NA	NA	NA	NA	NA	NA	NA	NA	NA	NA
PCB Homologs (ug/l)																
Decachlorobiphenyl (PCB-209)	NE	NE	< 0.0050	< 0.0048	< 0.0050	< 0.025	< 0.0263	< 0.025	< 0.025	< 0.025	< 0.025	< 0.025	< 0.025	< 0.025	< 0.025	< 0.025
Dichlorobiphenyl	NE	NE	**0.0016**	**0.00098**	**0.0029**	< 0.005	< 0.00526	**0.0103**	< 0.005	< 0.005	< 0.005	**0.0127**	**0.0146**	**0.0165**	**0.0150**	< 0.005
Heptachlorobiphenyl	NE	NE	< 0.0030	< 0.0029	< 0.0030	< 0.015	< 0.0158	< 0.015	< 0.015	< 0.015	< 0.015	< 0.015	< 0.015	< 0.015	< 0.015	< 0.015
Hexachlorobiphenyl	NE	NE	< 0.0020	< 0.0019	< 0.0020	< 0.01	< 0.0105	< 0.01	< 0.01	< 0.01	< 0.01	< 0.01	< 0.01	< 0.01	< 0.01	< 0.01
Monochlorobiphenyl	NE	NE	**0.0010**	**0.0010**	< 0.0010	< 0.005	< 0.00526	< 0.005	< 0.005	< 0.005	< 0.005	< 0.005	< 0.005	< 0.005	< 0.005	< 0.005
Nonachlorobiphenyl	NE	NE	< 0.0050	< 0.0048	< 0.0050	< 0.025	< 0.0263	< 0.025	< 0.025	< 0.025	< 0.025	< 0.025	< 0.025	< 0.025	< 0.025	< 0.025
Octachlorobiphenyl	NE	NE	< 0.0030	< 0.0029	< 0.0030	< 0.015	< 0.0158	< 0.015	< 0.015	< 0.015	< 0.015	< 0.015	< 0.015	< 0.015	< 0.015	< 0.015
Pentachlorobiphenyl	NE	NE	**0.0027**	< 0.0019	**0.015**	< 0.01	< 0.0105	< 0.01	< 0.01	< 0.01	< 0.01	< 0.01	< 0.01	< 0.01	< 0.01	< 0.01
Tetrachlorobiphenyl	NE	NE	**0.021**	**0.011**	**0.049**	< 0.01	< 0.0105	< 0.01	< 0.01	< 0.01	< 0.01	< 0.01	< 0.01	< 0.01	< 0.01	< 0.01
Trichlorobiphenyl	NE	NE	**0.0062**	**0.0049**	**0.012**	< 0.005	< 0.00526	**0.00983**	< 0.005	**0.0172**	**0.0180**	**0.0219**	**0.0227**	**0.0224**	**0.0214**	< 0.005
Total PCB Homologues	**0.5**	**0.5**	**0.0325**	**0.01788**	**0.079**	< 0.025	< 0.0263	**0.0202**	< 0.025	**0.0172**	**0.0180**	**0.0346**	**0.0373**	**0.0389**	**0.0364**	< 0.025

Notes:
This is a summary table. Only detected compounds are presented.
Bold = Detected above reporting limit
GWPC = Ground water protection criteria
SWPC = Surface water protection criteria
Orange highlighted cells exceed GWPC
Yellow highlighted cells exceed SWPC
Italicized criteria indicate that criteria value is from CTDEEP Recommended Criteria Values for Common Additional Polluting Substances and Alternative Criteria Requests (September 2018)
<0.01 = Not detected above the specified laboratory reporting limit
NE = Criteriion has not been established
NA = Not analyzed for specific constituent
ug/L = microgram per liter
mg/L = milligram per Liter
(1) 0.1 mg/l is the current recommended screening criteria and requires CTDEEP approval to implement. 0.25 mg/l is the proposed GWPC.
(2) 100 ug/l is the promulgated GWPC. 70 ug/l is the Drinking Water Action Level set by the Connecticut Department of Public Health.

Table 3
Groundwater Analytical Data
February 2013 through November 2020

Location ID Sample ID Sample Date SDG	GWPC	SWPC	MW-AG10 MW-AG10-011216 1/12/2016 16010209	MW-AG10 MW-AG10-041516 4/15/2016 16040347	MW-AG10 MW-AG10-041516-02 4/15/2016 16040347	MW-AG10 MW-AG10-082516 8/25/2016 16080629	MW-AG10 MW-AG10-082516DUP 8/25/2016 16080629	MW-AG10 MW-AG10-20170411-1 4/11/2017 17D0409	MW-AG10 MW-AG10-20170411-2 4/11/2017 17D0409	MW-AG10 MW-AG10-081617-1 8/16/2017 17H0897	MW-AG10 MW-AG10-111417-1 11/14/2017 17K0813	MW-AG10 MW-AG10-030818-1 3/8/2018 18C0412	MW-AG10 MW-AG10-062718-1 6/27/2018 18F1383	MW-AG10 MW-AG10-092718-1 9/27/2018 18I1258	MW-AG10 MW-AG10-121118-1 12/11/2018 18L0484	MW-AG10 MW-AG10-041819-1 4/18/2019 19D0971
CT ETPH (mg/l)																
Aliphatic Hydrocarbons (ETPH) C9-C36	**0.25**	*0.25*	NA	NA	NA	NA	NA	NA	NA	NA	NA	NA	NA	NA	NA	NA
Total Petroleum Hydrocarbons	**0.25**	*0.25*	NA	NA	NA	NA	NA	NA	NA	NA	NA	NA	NA	NA	NA	NA
Unidentified	NE	NE	NA	NA	NA	NA	NA	NA	NA	NA	NA	NA	NA	NA	NA	NA
VOCs (ug/l)																
1,2,4-Trimethylbenzene	*5*	*49*	NA	NA	NA	NA	NA	NA	NA	NA	NA	NA	NA	NA	NA	NA
Acetone	700	*10000*	NA	NA	NA	NA	NA	NA	NA	NA	NA	NA	NA	NA	NA	NA
Chloroform	**6**	14100	NA	NA	NA	NA	NA	NA	NA	NA	NA	NA	NA	NA	NA	NA
Chloromethane	*18*	*10000*	NA	NA	NA	NA	NA	NA	NA	NA	NA	NA	NA	NA	NA	NA
Methyl Tert Butyl Ether (MTBE)	70	*10000*	NA	NA	NA	NA	NA	NA	NA	NA	NA	NA	NA	NA	NA	NA
Naphthalene	280	*210*	NA	NA	NA	NA	NA	NA	NA	NA	NA	NA	NA	NA	NA	NA
p-Isopropyltoluene	*25*	*200*	NA	NA	NA	NA	NA	NA	NA	NA	NA	NA	NA	NA	NA	NA
Tetrachloroethylene	5	88	NA	NA	NA	NA	NA	NA	NA	NA	NA	NA	NA	NA	NA	NA
Tetrahydrofuran	*4*	*9600*	NA	NA	NA	NA	NA	NA	NA	NA	NA	NA	NA	NA	NA	NA
Toluene	1000	4000000	NA	NA	NA	NA	NA	NA	NA	NA	NA	NA	NA	NA	NA	NA
Trichloroethene	5	2340	NA	NA	NA	NA	NA	NA	NA	NA	NA	NA	NA	NA	NA	NA
SVOCs (ug/l)																
2-Methylnaphthalene	*28*	*62*	NA	NA	NA	NA	NA	NA	NA	NA	NA	NA	NA	NA	NA	NA
Acenaphthene	*420*	*150*	NA	NA	NA	NA	NA	NA	NA	NA	NA	NA	NA	NA	NA	NA
Acenaphthylene	420	**0.3**	NA	NA	NA	NA	NA	NA	NA	NA	NA	NA	NA	NA	NA	NA
Anthracene	2000	1100000	NA	NA	NA	NA	NA	NA	NA	NA	NA	NA	NA	NA	NA	NA
Benzo(a)anthracene	**0.06**	**0.3**	NA	NA	NA	NA	NA	NA	NA	NA	NA	NA	NA	NA	NA	NA
Benzo(a)pyrene	**0.2**	**0.3**	NA	NA	NA	NA	NA	NA	NA	NA	NA	NA	NA	NA	NA	NA
Benzo(b)fluoranthene	**0.08**	**0.3**	NA	NA	NA	NA	NA	NA	NA	NA	NA	NA	NA	NA	NA	NA
Benzo(g,h,i)perylene	*0.48*	*150*	NA	NA	NA	NA	NA	NA	NA	NA	NA	NA	NA	NA	NA	NA
Benzo(k)fluoranthene	**0.5**	**0.3**	NA	NA	NA	NA	NA	NA	NA	NA	NA	NA	NA	NA	NA	NA
Chrysene	*4.8*	*0.54*	NA	NA	NA	NA	NA	NA	NA	NA	NA	NA	NA	NA	NA	NA
Dibenzo(a,h)anthracene	*0.1*	*0.3*	NA	NA	NA	NA	NA	NA	NA	NA	NA	NA	NA	NA	NA	NA
Fluoranthene	280	3700	NA	NA	NA	NA	NA	NA	NA	NA	NA	NA	NA	NA	NA	NA
Fluorene	280	140000	NA	NA	NA	NA	NA	NA	NA	NA	NA	NA	NA	NA	NA	NA
Indeno(1,2,3-cd)pyrene	*0.1*	*0.54*	NA	NA	NA	NA	NA	NA	NA	NA	NA	NA	NA	NA	NA	NA
Naphthalene	280	*210*	NA	NA	NA	NA	NA	NA	NA	NA	NA	NA	NA	NA	NA	NA
Phenanthrene	200	**0.077**	NA	NA	NA	NA	NA	NA	NA	NA	NA	NA	NA	NA	NA	NA
Pyrene	200	110000	NA	NA	NA	NA	NA	NA	NA	NA	NA	NA	NA	NA	NA	NA
SVOC-SIMs (ug/l)																
1-Methylnaphthalene	*5*	*61*	NA	NA	NA	NA	NA	NA	NA	NA	NA	NA	NA	NA	NA	NA
2-Methylnaphthalene	*28*	*62*	NA	NA	NA	NA	NA	NA	NA	NA	NA	NA	NA	NA	NA	NA
Acenaphthene	*420*	*150*	NA	NA	NA	NA	NA	NA	NA	NA	NA	NA	NA	NA	NA	NA
Acenaphthylene	420	0.3	NA	NA	NA	NA	NA	NA	NA	NA	NA	NA	NA	NA	NA	NA
Anthracene	2000	1100000	NA	NA	NA	NA	NA	NA	NA	NA	NA	NA	NA	NA	NA	NA
Benzo(a)anthracene	**0.06**	0.3	NA	NA	NA	NA	NA	NA	NA	NA	NA	NA	NA	NA	NA	NA
Benzo(a)pyrene	0.2	0.3	NA	NA	NA	NA	NA	NA	NA	NA	NA	NA	NA	NA	NA	NA
Benzo(b)fluoranthene	**0.08**	0.3	NA	NA	NA	NA	NA	NA	NA	NA	NA	NA	NA	NA	NA	NA
Benzo(g,h,i)perylene	*0.48*	*150*	NA	NA	NA	NA	NA	NA	NA	NA	NA	NA	NA	NA	NA	NA
Benzo(k)fluoranthene	0.5	0.3	NA	NA	NA	NA	NA	NA	NA	NA	NA	NA	NA	NA	NA	NA
Chrysene	*4.8*	*0.54*	NA	NA	NA	NA	NA	NA	NA	NA	NA	NA	NA	NA	NA	NA
Dibenzo(a,h)anthracene	*0.1*	*0.3*	NA	NA	NA	NA	NA	NA	NA	NA	NA	NA	NA	NA	NA	NA
Fluoranthene	280	3700	NA	NA	NA	NA	NA	NA	NA	NA	NA	NA	NA	NA	NA	NA
Fluorene	280	140000	NA	NA	NA	NA	NA	NA	NA	NA	NA	NA	NA	NA	NA	NA
Indeno(1,2,3-cd)pyrene	*0.1*	*0.54*	NA	NA	NA	NA	NA	NA	NA	NA	NA	NA	NA	NA	NA	NA
Naphthalene	280	*210*	NA	NA	NA	NA	NA	NA	NA	NA	NA	NA	NA	NA	NA	NA
Phenanthrene	200	**0.077**	NA	NA	NA	NA	NA	NA	NA	NA	NA	NA	NA	NA	NA	NA
Pyrene	200	110000	NA	NA	NA	NA	NA	NA	NA	NA	NA	NA	NA	NA	NA	NA
Total Metals (mg/l)																
Antimony	**0.006**	86	NA	NA	NA	NA	NA	NA	NA	NA	NA	NA	NA	NA	NA	NA
Arsenic	**0.05**	**0.004**	NA	NA	NA	NA	NA	NA	NA	NA	NA	NA	NA	NA	NA	NA
Barium	**1**	**2.2**	NA	NA	NA	NA	NA	NA	NA	NA	NA	NA	NA	NA	NA	NA
Beryllium	**0.004**	**0.004**	NA	NA	NA	NA	NA	NA	NA	NA	NA	NA	NA	NA	NA	NA
Cadmium	0.005	0.006	NA	NA	NA	NA	NA	NA	NA	NA	NA	NA	NA	NA	NA	NA
Calcium	NE	NE	NA	NA	NA	NA	NA	NA	NA	NA	NA	NA	NA	NA	NA	NA
Chromium	**0.05**	NE	NA	NA	NA	NA	NA	NA	NA	NA	NA	NA	NA	NA	NA	NA
Cobalt	NE	NE	NA	NA	NA	NA	NA	NA	NA	NA	NA	NA	NA	NA	NA	NA
Copper	1.3	**0.048**	NA	NA	NA	NA	NA	NA	NA	NA	NA	NA	NA	NA	NA	NA
Iron	NE	*10*	NA	NA	NA	NA	NA	NA	NA	NA	NA	NA	NA	NA	NA	NA
Lead	**0.015**	**0.013**	NA	NA	NA	NA	NA	NA	NA	NA	NA	NA	NA	NA	NA	NA
Magnesium	NE	NE	NA	NA	NA	NA	NA	NA	NA	NA	NA	NA	NA	NA	NA	NA
Manganese	*0.5*	*0.93*	NA	NA	NA	NA	NA	NA	NA	NA	NA	NA	NA	NA	NA	NA
Mercury	0.002	0.0004	NA	NA	NA	NA	NA	NA	NA	NA	NA	NA	NA	NA	NA	NA
Nickel	**0.1**	**0.88**	NA	NA	NA	NA	NA	NA	NA	NA	NA	NA	NA	NA	NA	NA
Potassium	NE	NE	NA	NA	NA	NA	NA	NA	NA	NA	NA	NA	NA	NA	NA	NA
Selenium	0.05	0.05	NA	NA	NA	NA	NA	NA	NA	NA	NA	NA	NA	NA	NA	NA
Silver	0.036	0.012	NA	NA	NA	NA	NA	NA	NA	NA	NA	NA	NA	NA	NA	NA
Sodium	NE	NE	NA	NA	NA	NA	NA	NA	NA	NA	NA	NA	NA	NA	NA	NA
Thallium	**0.005**	0.063	NA	NA	NA	NA	NA	NA	NA	NA	NA	NA	NA	NA	NA	NA
Vanadium	**0.05**	*0.27*	NA	NA	NA	NA	NA	NA	NA	NA	NA	NA	NA	NA	NA	NA
Zinc	**5**	**0.123**	NA	NA	NA	NA	NA	NA	NA	NA	NA	NA	NA	NA	NA	NA

Table 3
Groundwater Analytical Data
February 2013 through November 2020

Location ID Sample ID Sample Date SDG	GWPC	SWPC	MW-AG10 MW-AG10-011216 1/12/2016 16010209	MW-AG10 MW-AG10-041516 4/15/2016 16040347	MW-AG10 MW-AG10-041516-02 4/15/2016 16040347	MW-AG10 MW-AG10-082516 8/25/2016 16080629	MW-AG10 MW-AG10-082516DU 8/25/2016 16080629	MW-AG10 MW-AG10-20170411-1 4/11/2017 17D0409	MW-AG10 MW-AG10-20170411-1 4/11/2017 17D0409	MW-AG10 MW-AG10-081617-1 8/16/2017 17H0897	MW-AG10 MW-AG10-111417-1 11/14/2017 17K0813	MW-AG10 MW-AG10-030818-1 3/8/2018 18C0412	MW-AG10 MW-AG10-062718-1 6/27/2018 18F1383	MW-AG10 MW-AG10-092718-1 9/27/2018 18I1258	MW-AG10 MW-AG10-121118-1 12/11/2018 18L0484	MW-AG10 MW-AG10-041819-1 4/18/2019 19D0971
PCBs (ug/l)																
Aroclor 1016	NE	NE	NA	NA	NA	NA	NA	NA	NA	NA	NA	NA	NA	NA	NA	NA
Aroclor 1221	NE	NE	NA	NA	NA	NA	NA	NA	NA	NA	NA	NA	NA	NA	NA	NA
Aroclor 1232	NE	NE	NA	NA	NA	NA	NA	NA	NA	NA	NA	NA	NA	NA	NA	NA
Aroclor 1242	NE	NE	NA	NA	NA	NA	NA	NA	NA	NA	NA	NA	NA	NA	NA	NA
Aroclor 1248	NE	NE	NA	NA	NA	NA	NA	NA	NA	NA	NA	NA	NA	NA	NA	NA
Aroclor 1254	NE	NE	NA	NA	NA	NA	NA	NA	NA	NA	NA	NA	NA	NA	NA	NA
Aroclor 1260	NE	NE	NA	NA	NA	NA	NA	NA	NA	NA	NA	NA	NA	NA	NA	NA
Aroclor 1262	NE	NE	NA	NA	NA	NA	NA	NA	NA	NA	NA	NA	NA	NA	NA	NA
Aroclor 1268	NE	NE	NA	NA	NA	NA	NA	NA	NA	NA	NA	NA	NA	NA	NA	NA
Total PCB Aroclors	0.5	0.5	NA	NA	NA	NA	NA	NA	NA	NA	NA	NA	NA	NA	NA	NA
Pesticides (ug/l)																
Total Pesticides	NE	NE	NA	NA	NA	NA	NA	NA	NA	NA	NA	NA	NA	NA	NA	NA
Herbicides (ug/l)																
Total Herbicides	NE	NE	NA	NA	NA	NA	NA	NA	NA	NA	NA	NA	NA	NA	NA	NA
PCB Homologs (ug/l)																
Decachlorobiphenyl (PCB-209)	NE	NE	< 0.025	< 0.0272	< 0.0278	< 0.0255	< 0.0255	< 0.0052	< 0.0051	< 0.0052 UJ	< 0.0050	< 0.0049	< 0.0049	< 0.0050	< 0.0049	< 0.0049
Dichlorobiphenyl	NE	NE	< 0.005	**0.0125**	**0.0146**	**0.0605**	**0.0444**	**0.031**	**0.021**	**0.046 J**	**0.10**	**0.037**	**0.048**	**0.25**	**0.14**	**0.085**
Heptachlorobiphenyl	NE	NE	< 0.015	< 0.0163	< 0.0167	< 0.0153	< 0.0153	< 0.0031	< 0.0031	< 0.0031 UJ	< 0.0030	< 0.0029	< 0.0029	< 0.0030	< 0.0029	< 0.0029
Hexachlorobiphenyl	NE	NE	< 0.01	< 0.0109	< 0.0111	< 0.0102	< 0.0102	< 0.0021	< 0.0020	< 0.0021 UJ	< 0.0020	< 0.0019	< 0.0020	< 0.0020	< 0.0020	< 0.0019
Monochlorobiphenyl	NE	NE	< 0.005	< 0.00544	< 0.00556	< 0.0051	< 0.0051	< 0.0010	< 0.0010	**0.0077 J**	**0.010**	**0.0018**	**0.0061**	**0.024**	**0.018**	**0.0098**
Nonachlorobiphenyl	NE	NE	< 0.025	< 0.0272	< 0.0278	< 0.0255	< 0.0255	< 0.0052	< 0.0051	< 0.0052 UJ	< 0.0050	< 0.0049	< 0.0049	< 0.0050	< 0.0049	< 0.0049
Octachlorobiphenyl	NE	NE	< 0.015	< 0.0163	< 0.0167	< 0.0153	< 0.0153	< 0.0031	< 0.0031	< 0.0031 UJ	< 0.0030	< 0.0029	< 0.0029	< 0.0030	< 0.0029	< 0.0029
Pentachlorobiphenyl	NE	NE	< 0.01	< 0.0109	< 0.0111	< 0.0102	< 0.0102	< 0.0021	< 0.0020	< 0.0021 UJ	**0.010**	**0.011**	**0.0040**	**0.016**	**0.0023**	< 0.0019
Tetrachlorobiphenyl	NE	NE	< 0.01	< 0.0109	< 0.0111	< 0.0102	< 0.0102	**0.033**	**0.025**	**0.023 J**	**0.072**	**0.056**	**0.027**	**0.11**	**0.035**	**0.026**
Trichlorobiphenyl	NE	NE	< 0.005	< 0.00544	**0.0116**	< 0.0051	< 0.0051	**0.039**	**0.027**	**0.032 J**	**0.071**	**0.045**	**0.030**	**0.12**	**0.051**	**0.036**
Total PCB Homologues	**0.5**	**0.5**	< 0.025	**0.0125**	**0.0262**	**0.0605**	**0.0444**	**0.103**	**0.073**	**0.11 J**	**0.263**	**0.1508**	**0.1151**	**0.52**	**0.25**	**0.16**

Notes:
This is a summary table. Only detected compounds are presented.
Bold = Detected above reporting limit
GWPC = Ground water protection criteria
SWPC = Surface water protection criteria
Orange highlighted cells exceed GWPC
Yellow highlighted cells exceed SWPC
Italicized criteria indicate that criteria value is from CTDEEP Recommended Criteria Values for Common Additional Polluting Substances and Alternative Criteria Requests (September 2018)
<0.01 = Not detected above the specified laboratory reporting limit
NE = Criteriion has not been established
NA = Not analyzed for specific constituent
ug/L = microgram per liter
mg/L = milligram per Liter
(1) 0.1 mg/l is the current recommended screening criteria and requires CTDEEP approval to implement. 0.25 mg/l is the proposed GWPC.
(2) 100 ug/l is the promulgated GWPC. 70 ug/l is the Drinking Water Action Level set by the Connecticut Department of Public Health.

Table 3
Groundwater Analytical Data
February 2013 through November 2020

Location ID Sample ID Sample Date SDG	GWPC	SWPC	MW-AG10 MW-AG10-071819-1 7/18/2019 19G1121	MW-AG10 MW-AG10-102419-1 10/24/2019 19J1561	MW-AG10 MW-AG10-011720-1 1/17/2020 20A0803	MW-AG10 MW-AG10-040820-1 4/8/2020 20D0340	MW-AG10 MW-AG10-070920-1 7/9/2020 20G0415	MW-AG10 MW-AG10-110220-1 11/2/2020 20K0034	MW-AG30 MW-AG30-021513-1 2/15/2013 SB64640	MW-AG30 MW-AG30-051613-1 5/16/2013 SB69757	MW-AG30 IW-AG30-08212013- 8/21/2013 SB75423	MW-AG30 IW-AG30-11142013- 11/14/2013 SB80319	MW-AG30 IW-AG30-04162014- 4/16/2014 SB87931	MW-AG30 MW-AG30-090314-1 9/3/2014 SB95674	MW-AG30 MW-AG30-092314-1 9/23/2014 14090840	MW-AG30 MW-AG30-121614-1 12/16/2014 SC01285
CT ETPH (mg/l)																
Aliphatic Hydrocarbons (ETPH) C9-C36	**0.25**	*0.25*	NA	NA	NA	NA	NA	NA	< 0.2	< 0.2	< 0.2	< 0.2	< 0.2	NA	NA	NA
Total Petroleum Hydrocarbons	**0.25**	*0.25*	NA	NA	NA	NA	NA	NA	< 0.2	< 0.2	< 0.2	< 0.2	< 0.2	NA	NA	NA
Unidentified	NE	NE	NA	NA	NA	NA	NA	NA	< 0.2	< 0.2	< 0.2	< 0.2	< 0.2	NA	NA	NA
VOCs (ug/l)																
1,2,4-Trimethylbenzene	*5*	*49*	NA	NA	NA	NA	NA	NA	< 1.00	< 1.00	< 1.00	NA	< 1.00	NA	NA	NA
Acetone	700	*10000*	NA	NA	NA	NA	NA	NA	< 10.0	< 10.0	< 10.0	NA	< 10.0	NA	NA	NA
Chloroform	**6**	14100	NA	NA	NA	NA	NA	NA	< 1.00	< 1.00	< 1.00	NA	< 1.00	NA	NA	NA
Chloromethane	*18*	*10000*	NA	NA	NA	NA	NA	NA	< 2.00	< 2.00	< 2.00	NA	< 2.00	NA	NA	NA
Methyl Tert Butyl Ether (MTBE)	70	*10000*	NA	NA	NA	NA	NA	NA	< 1.00	< 1.00	< 1.00	NA	< 1.00	NA	NA	NA
Naphthalene	280	*210*	NA	NA	NA	NA	NA	NA	< 1.00	< 1.00	< 1.00	NA	< 1.00	NA	NA	NA
p-Isopropyltoluene	*25*	*200*	NA	NA	NA	NA	NA	NA	< 1.00	< 1.00	< 1.00	NA	< 1.00	NA	NA	NA
Tetrachloroethylene	5	88	NA	NA	NA	NA	NA	NA	< 1.00	< 1.00	< 1.00	NA	< 1.00	NA	NA	NA
Tetrahydrofuran	*4*	*9600*	NA	NA	NA	NA	NA	NA	< 2.00	< 2.00	< 2.00	NA	< 2.00	NA	NA	NA
Toluene	1000	4000000	NA	NA	NA	NA	NA	NA	< 1.00	< 1.00	< 1.00	NA	< 1.00	NA	NA	NA
Trichloroethene	5	2340	NA	NA	NA	NA	NA	NA	< 1.00	< 1.00	< 1.00	NA	< 1.00	NA	NA	NA
SVOCs (ug/l)																
2-Methylnaphthalene	*28*	*62*	NA	NA	NA	NA	NA	NA	NA	NA	NA	NA	NA	NA	NA	NA
Acenaphthene	*420*	*150*	NA	NA	NA	NA	NA	NA	NA	NA	NA	NA	NA	NA	NA	NA
Acenaphthylene	420	**0.3**	NA	NA	NA	NA	NA	NA	NA	NA	NA	NA	NA	NA	NA	NA
Anthracene	2000	1100000	NA	NA	NA	NA	NA	NA	NA	NA	NA	NA	NA	NA	NA	NA
Benzo(a)anthracene	**0.06**	**0.3**	NA	NA	NA	NA	NA	NA	NA	NA	NA	NA	NA	NA	NA	NA
Benzo(a)pyrene	**0.2**	**0.3**	NA	NA	NA	NA	NA	NA	NA	NA	NA	NA	NA	NA	NA	NA
Benzo(b)fluoranthene	**0.08**	**0.3**	NA	NA	NA	NA	NA	NA	NA	NA	NA	NA	NA	NA	NA	NA
Benzo(g,h,i)perylene	*0.48*	*150*	NA	NA	NA	NA	NA	NA	NA	NA	NA	NA	NA	NA	NA	NA
Benzo(k)fluoranthene	**0.5**	**0.3**	NA	NA	NA	NA	NA	NA	NA	NA	NA	NA	NA	NA	NA	NA
Chrysene	*4.8*	*0.54*	NA	NA	NA	NA	NA	NA	NA	NA	NA	NA	NA	NA	NA	NA
Dibenzo(a,h)anthracene	*0.1*	*0.3*	NA	NA	NA	NA	NA	NA	NA	NA	NA	NA	NA	NA	NA	NA
Fluoranthene	280	3700	NA	NA	NA	NA	NA	NA	NA	NA	NA	NA	NA	NA	NA	NA
Fluorene	280	140000	NA	NA	NA	NA	NA	NA	NA	NA	NA	NA	NA	NA	NA	NA
Indeno(1,2,3-cd)pyrene	*0.1*	*0.54*	NA	NA	NA	NA	NA	NA	NA	NA	NA	NA	NA	NA	NA	NA
Naphthalene	280	*210*	NA	NA	NA	NA	NA	NA	NA	NA	NA	NA	NA	NA	NA	NA
Phenanthrene	200	**0.077**	NA	NA	NA	NA	NA	NA	NA	NA	NA	NA	NA	NA	NA	NA
Pyrene	200	110000	NA	NA	NA	NA	NA	NA	NA	NA	NA	NA	NA	NA	NA	NA
SVOC-SIMs (ug/l)																
1-Methylnaphthalene	*5*	*61*	NA	NA	NA	NA	NA	NA	< 0.050	< 0.050	< 0.050	< 0.050	< 0.050	< 0.050	NA	< 0.050
2-Methylnaphthalene	*28*	*62*	NA	NA	NA	NA	NA	NA	< 0.050	< 0.050	< 0.050	< 0.050	< 0.050	< 0.050	NA	< 0.050
Acenaphthene	*420*	*150*	NA	NA	NA	NA	NA	NA	< 0.050	< 0.050	< 0.050	< 0.050	< 0.050	< 0.050	NA	< 0.050
Acenaphthylene	420	0.3	NA	NA	NA	NA	NA	NA	< 0.050	< 0.050	< 0.050	< 0.050	< 0.050	< 0.050	NA	< 0.050
Anthracene	2000	1100000	NA	NA	NA	NA	NA	NA	< 0.050	< 0.050	< 0.050	< 0.050	< 0.050	< 0.050	NA	< 0.050
Benzo(a)anthracene	**0.06**	0.3	NA	NA	NA	NA	NA	NA	< 0.050	< 0.050	< 0.050	< 0.050	< 0.050	< 0.050	NA	< 0.050
Benzo(a)pyrene	0.2	0.3	NA	NA	NA	NA	NA	NA	< 0.050	< 0.050	< 0.050	< 0.050	< 0.050	< 0.050	NA	< 0.050
Benzo(b)fluoranthene	**0.08**	0.3	NA	NA	NA	NA	NA	NA	< 0.050	< 0.050	< 0.050	< 0.050	< 0.050	< 0.050	NA	< 0.050
Benzo(g,h,i)perylene	*0.48*	*150*	NA	NA	NA	NA	NA	NA	< 0.050	< 0.050	< 0.050	< 0.050	< 0.050	< 0.050	NA	< 0.050
Benzo(k)fluoranthene	0.5	0.3	NA	NA	NA	NA	NA	NA	< 0.050	< 0.050	< 0.050	< 0.050	< 0.050	< 0.050	NA	< 0.050
Chrysene	*4.8*	*0.54*	NA	NA	NA	NA	NA	NA	< 0.050	< 0.050	< 0.050	< 0.050	< 0.050	< 0.050	NA	< 0.050
Dibenzo(a,h)anthracene	*0.1*	*0.3*	NA	NA	NA	NA	NA	NA	< 0.050	< 0.050	< 0.050	< 0.050	< 0.050	< 0.050	NA	< 0.050
Fluoranthene	280	3700	NA	NA	NA	NA	NA	NA	< 0.050	< 0.050	< 0.050	< 0.050	< 0.050	< 0.050	NA	< 0.050
Fluorene	280	140000	NA	NA	NA	NA	NA	NA	< 0.050	< 0.050	< 0.050	< 0.050	< 0.050	< 0.050	NA	< 0.050
Indeno(1,2,3-cd)pyrene	*0.1*	*0.54*	NA	NA	NA	NA	NA	NA	< 0.050	< 0.050	< 0.050	< 0.050	< 0.050	< 0.050	NA	< 0.050
Naphthalene	280	*210*	NA	NA	NA	NA	NA	NA	< 0.050	< 0.050	< 0.090	< 0.050	< 0.050	< 0.050	NA	< 0.050
Phenanthrene	200	**0.077**	NA	NA	NA	NA	NA	NA	< 0.050	< 0.050	< 0.050	< 0.050	< 0.050	< 0.050	NA	< 0.050
Pyrene	200	110000	NA	NA	NA	NA	NA	NA	< 0.050	< 0.050	< 0.050	< 0.050	< 0.050	< 0.050	NA	< 0.050
Total Metals (mg/l)																
Antimony	**0.006**	86	NA	NA	NA	NA	NA	NA	< 0.0060	< 0.0060	< 0.0060	NA	< 0.0060	< 0.0060	NA	< 0.0060
Arsenic	**0.05**	**0.004**	NA	NA	NA	NA	NA	NA	< 0.0040	< 0.0040	< 0.0040	NA	< 0.0040	< 0.0040	NA	< 0.0040
Barium	**1**	**2.2**	NA	NA	NA	NA	NA	NA	**0.0796**	**0.168**	**0.221**	NA	**0.444**	**0.376**	NA	**1.13**
Beryllium	**0.004**	**0.004**	NA	NA	NA	NA	NA	NA	< 0.0020	< 0.0020	< 0.0020	NA	< 0.0020	< 0.0020	NA	< 0.0020
Cadmium	0.005	0.006	NA	NA	NA	NA	NA	NA	< 0.0025	< 0.0025	< 0.0025	NA	< 0.0025	**0.0029**	NA	**0.0027**
Calcium	NE	NE	NA	NA	NA	NA	NA	NA	**35.0**	**133**	**137**	NA	NA	NA	NA	NA
Chromium	**0.05**	NE	NA	NA	NA	NA	NA	NA	< 0.0050	< 0.0050	< 0.0050	NA	< 0.0050	< 0.0050	NA	< 0.0050
Cobalt	NE	NE	NA	NA	NA	NA	NA	NA	NA	NA	NA	NA	NA	NA	NA	NA
Copper	1.3	**0.048**	NA	NA	NA	NA	NA	NA	< 0.0050	< 0.0050	< 0.0050	NA	< 0.0050	< 0.0050	NA	< 0.0050
Iron	NE	*10*	NA	NA	NA	NA	NA	NA	**0.0278**	**0.195**	**0.560**	NA	NA	NA	NA	NA
Lead	**0.015**	**0.013**	NA	NA	NA	NA	NA	NA	< 0.0075	< 0.0075	< 0.0075	NA	< 0.0075	< 0.0075	NA	< 0.0075
Magnesium	NE	NE	NA	NA	NA	NA	NA	NA	**7.50**	**24.7**	**26.1**	NA	NA	NA	NA	NA
Manganese	*0.5*	*0.93*	NA	NA	NA	NA	NA	NA	**0.588**	**0.452**	**0.537**	NA	NA	NA	NA	NA
Mercury	0.002	0.0004	NA	NA	NA	NA	NA	NA	< 0.00020	< 0.00020	< 0.00020	NA	< 0.00020	< 0.00020	NA	< 0.00020
Nickel	**0.1**	**0.88**	NA	NA	NA	NA	NA	NA	< 0.0050	**0.0068**	**0.0100**	NA	< 0.0050	**0.0068**	NA	< 0.0050
Potassium	NE	NE	NA	NA	NA	NA	NA	NA	**9.74**	**17.3**	**22.7**	NA	NA	NA	NA	NA
Selenium	0.05	0.05	NA	NA	NA	NA	NA	NA	< 0.0150	< 0.0150	< 0.0150	NA	< 0.0150	< 0.0150	NA	< 0.0150
Silver	0.036	0.012	NA	NA	NA	NA	NA	NA	< 0.0050	< 0.0050	< 0.0050	NA	< 0.0050	< 0.0050	NA	< 0.0050
Sodium	NE	NE	NA	NA	NA	NA	NA	NA	**887**	**1430**	**1530**	NA	NA	NA	NA	NA
Thallium	**0.005**	0.063	NA	NA	NA	NA	NA	NA	< 0.0050	< 0.0050	< 0.0050	NA	< 0.0050	< 0.0050	NA	< 0.0100
Vanadium	**0.05**	*0.27*	NA	NA	NA	NA	NA	NA	< 0.0050	< 0.0050	< 0.0050	NA	< 0.0050	< 0.0050	NA	< 0.0050
Zinc	**5**	**0.123**	NA	NA	NA	NA	NA	NA	< 0.0050	< 0.0080	**0.0051**	NA	**0.0100**	< 0.0130	NA	< 0.0315

Table 3
Groundwater Analytical Data
February 2013 through November 2020

Location ID Sample ID Sample Date SDG	GWPC	SWPC	MW-AG10 MW-AG10-071819-1 7/18/2019 19G1121	MW-AG10 MW-AG10-102419-1 10/24/2019 19J1561	MW-AG10 MW-AG10-011720-1 1/17/2020 20A0803	MW-AG10 MW-AG10-040820-1 4/8/2020 20D0340	MW-AG10 MW-AG10-070920-1 7/9/2020 20G0415	MW-AG10 MW-AG10-110220-1 11/2/2020 20K0034	MW-AG30 MW-AG30-021513-1 2/15/2013 SB64640	MW-AG30 MW-AG30-051613-1 5/16/2013 SB69757	MW-AG30 IW-AG30-08212013- 8/21/2013 SB75423	MW-AG30 IW-AG30-11142013- 11/14/2013 SB80319	MW-AG30 IW-AG30-04162014- 4/16/2014 SB87931	MW-AG30 MW-AG30-090314-1 9/3/2014 SB95674	MW-AG30 MW-AG30-092314-1 9/23/2014 14090840	MW-AG30 MW-AG30-121614-1 12/16/2014 SC01285
PCBs (ug/l)																
Aroclor 1016	NE	NE	NA	NA	NA	NA	NA	NA	NA	NA	NA	NA	NA	NA	NA	NA
Aroclor 1221	NE	NE	NA	NA	NA	NA	NA	NA	NA	NA	NA	NA	NA	NA	NA	NA
Aroclor 1232	NE	NE	NA	NA	NA	NA	NA	NA	NA	NA	NA	NA	NA	NA	NA	NA
Aroclor 1242	NE	NE	NA	NA	NA	NA	NA	NA	NA	NA	NA	NA	NA	NA	NA	NA
Aroclor 1248	NE	NE	NA	NA	NA	NA	NA	NA	NA	NA	NA	NA	NA	NA	NA	NA
Aroclor 1254	NE	NE	NA	NA	NA	NA	NA	NA	NA	NA	NA	NA	NA	NA	NA	NA
Aroclor 1260	NE	NE	NA	NA	NA	NA	NA	NA	NA	NA	NA	NA	NA	NA	NA	NA
Aroclor 1262	NE	NE	NA	NA	NA	NA	NA	NA	NA	NA	NA	NA	NA	NA	NA	NA
Aroclor 1268	NE	NE	NA	NA	NA	NA	NA	NA	NA	NA	NA	NA	NA	NA	NA	NA
Total PCB Aroclors	0.5	0.5	NA	NA	NA	NA	NA	NA	NA	NA	NA	NA	NA	NA	NA	NA
Pesticides (ug/l)																
Total Pesticides	NE	NE	NA	NA	NA	NA	NA	NA	NA	NA	NA	NA	NA	NA	NA	NA
Herbicides (ug/l)																
Total Herbicides	NE	NE	NA	NA	NA	NA	NA	NA	NA	NA	NA	NA	NA	NA	NA	NA
PCB Homologs (ug/l)																
Decachlorobiphenyl (PCB-209)	NE	NE	< 0.0053	< 0.0049	< 0.0050	< 0.0049	< 0.0050	< 0.0050	< 0.025	< 0.025	< 0.025	< 0.025	< 0.025	NA	< 0.025	< 0.025
Dichlorobiphenyl	NE	NE	**0.13**	**0.11**	**0.085**	**0.068**	**0.094**	**0.18**	< 0.005	< 0.005	< 0.005	< 0.005	< 0.005	NA	< 0.005	< 0.005
Heptachlorobiphenyl	NE	NE	< 0.0032	< 0.0029	< 0.0030	< 0.0029	< 0.0030	< 0.0030	< 0.015	< 0.015	< 0.015	< 0.015	< 0.015	NA	< 0.015	< 0.015
Hexachlorobiphenyl	NE	NE	< 0.0021	< 0.0020	< 0.0020	< 0.0019	< 0.0020	< 0.0020	< 0.01	< 0.01	< 0.01	< 0.01	< 0.01	NA	< 0.01	< 0.01
Monochlorobiphenyl	NE	NE	**0.017**	**0.013**	**0.016**	**0.013**	**0.016**	**0.027**	< 0.005	< 0.005	< 0.005	< 0.005	< 0.005	NA	< 0.005	< 0.005
Nonachlorobiphenyl	NE	NE	< 0.0053	< 0.0049	< 0.0050	< 0.0049	< 0.0050	< 0.0050	< 0.025	< 0.025	< 0.025	< 0.025	< 0.025	NA	< 0.025	< 0.025
Octachlorobiphenyl	NE	NE	< 0.0032	< 0.0029	< 0.0030	< 0.0029	< 0.0030	< 0.0030	< 0.015	< 0.015	< 0.015	< 0.015	< 0.015	NA	< 0.015	< 0.015
Pentachlorobiphenyl	NE	NE	< 0.0021	< 0.0020	< 0.0020	< 0.0019	< 0.0020	< 0.0020	< 0.01	< 0.01	< 0.01	< 0.01	< 0.01	NA	< 0.01	< 0.01
Tetrachlorobiphenyl	NE	NE	**0.014**	**0.026**	**0.013**	**0.014**	**0.025**	**0.029**	< 0.01	< 0.01	< 0.01	< 0.01	< 0.01	NA	< 0.01	< 0.01
Trichlorobiphenyl	NE	NE	**0.034**	**0.036**	**0.024**	**0.022**	**0.032**	**0.041**	< 0.005	< 0.005	< 0.005	< 0.005	< 0.005	NA	< 0.005	< 0.005
Total PCB Homologues	**0.5**	**0.5**	**0.19**	**0.19**	**0.138**	**0.117**	**0.167**	**0.28**	< 0.025	< 0.025	< 0.025	< 0.025	< 0.025	NA	< 0.025	< 0.025

Notes:
This is a summary table. Only detected compounds are presented.
Bold = Detected above reporting limit
GWPC = Ground water protection criteria
SWPC = Surface water protection criteria
Orange highlighted cells exceed GWPC
Yellow highlighted cells exceed SWPC
Italicized criteria indicate that criteria value is from CTDEEP Recommended Criteria Values for Common Additional Polluting Substances and Alternative Criteria Requests (September 2018)
<0.01 = Not detected above the specified laboratory reporting limit
NE = Criteriion has not been established
NA = Not analyzed for specific constituent
ug/L = microgram per liter
mg/L = milligram per Liter
(1) 0.1 mg/l is the current recommended screening criteria and requires CTDEEP approval to implement. 0.25 mg/l is the proposed GWPC.
(2) 100 ug/l is the promulgated GWPC. 70 ug/l is the Drinking Water Action Level set by the Connecticut Department of Public Health.

Table 3
Groundwater Analytical Data
February 2013 through November 2020

Location ID Sample ID Sample Date SDG	GWPC	SWPC	MW-AG30 MW-AG30-071315-1 7/13/2015 GBJ46776	MW-AG30 MW-AG30-102915 10/29/2015 GBK15889	MW-AG30 MW-AG30-011316 1/13/2016 16010233	MW-AG30 MW-AG30-041316 4/13/2016 16040311	MW-AG30 MW-AG30-082416 8/24/2016 16080629	MW-AG30 MW-AG30-122216-1 12/22/2016 16L1122	MW-AG30 MW-AG30-20170412- 4/12/2017 17D0505	MW-AG30 MW-AG30-081717-1 8/17/2017 17H1062	MW-AG30 MW-AG30-111617-1 11/16/2017 17K1027	MW-AG30 MW-AG30-030918-1 3/9/2018 18C0412	MW-AG30 MW-AG30-062718-1 6/27/2018 18F1384	MW-AG30 MW-AG30-092718-1 9/27/2018 18I1258	MW-AG30 MW-AG30-121218-1 12/12/2018 18L0583	MW-AG30 MW-AG30-041719-1 4/17/2019 19D0928
CT ETPH (mg/l)																
Aliphatic Hydrocarbons (ETPH) C9-C36	**0.25**	*0.25*	< 0.070	NA	NA	NA	NA	NA	NA	NA	NA	NA	NA	NA	NA	NA
Total Petroleum Hydrocarbons	**0.25**	*0.25*	NA	NA	NA	NA	NA	NA	NA	NA	NA	NA	NA	NA	NA	NA
Unidentified	NE	NE	NA	NA	NA	NA	NA	NA	NA	NA	NA	NA	NA	NA	NA	NA
VOCs (ug/l)																
1,2,4-Trimethylbenzene	*5*	*49*	< 2.0	NA	NA	NA	NA	NA	NA	NA	NA	NA	NA	NA	NA	NA
Acetone	700	*10000*	< 50	NA	NA	NA	NA	NA	NA	NA	NA	NA	NA	NA	NA	NA
Chloroform	**6**	14100	< 2.0	NA	NA	NA	NA	NA	NA	NA	NA	NA	NA	NA	NA	NA
Chloromethane	*18*	*10000*	< 2.0	NA	NA	NA	NA	NA	NA	NA	NA	NA	NA	NA	NA	NA
Methyl Tert Butyl Ether (MTBE)	70	*10000*	< 2.0	NA	NA	NA	NA	NA	NA	NA	NA	NA	NA	NA	NA	NA
Naphthalene	280	*210*	< 2.0	NA	NA	NA	NA	NA	NA	NA	NA	NA	NA	NA	NA	NA
p-Isopropyltoluene	*25*	*200*	< 2.0	NA	NA	NA	NA	NA	NA	NA	NA	NA	NA	NA	NA	NA
Tetrachloroethylene	5	88	< 2.0	NA	NA	NA	NA	NA	NA	NA	NA	NA	NA	NA	NA	NA
Tetrahydrofuran	*4*	*9600*	< 5.0	NA	NA	NA	NA	NA	NA	NA	NA	NA	NA	NA	NA	NA
Toluene	1000	4000000	< 2.0	NA	NA	NA	NA	NA	NA	NA	NA	NA	NA	NA	NA	NA
Trichloroethene	5	2340	< 2.0	NA	NA	NA	NA	NA	NA	NA	NA	NA	NA	NA	NA	NA
SVOCs (ug/l)																
2-Methylnaphthalene	*28*	*62*	< 0.10	< 0.05	< 0.05	< 0.05	< 0.05	< 0.05	< 0.05	NA	NA	NA	NA	NA	NA	NA
Acenaphthene	*420*	*150*	< 0.10	< 0.05	< 0.05	< 0.05	< 0.05	< 0.05	< 0.05	NA	NA	NA	NA	NA	NA	NA
Acenaphthylene	420	**0.3**	< 0.10	< 0.05	< 0.05	< 0.05	< 0.05	< 0.05	< 0.05	NA	NA	NA	NA	NA	NA	NA
Anthracene	2000	1100000	< 0.10	< 0.05	< 0.05	< 0.05	< 0.05	< 0.05	< 0.05	NA	NA	NA	NA	NA	NA	NA
Benzo(a)anthracene	**0.06**	**0.3**	< 0.02	< 0.05	< 0.05	< 0.05	**0.08**	< 0.05	< 0.05	NA	NA	NA	NA	NA	NA	NA
Benzo(a)pyrene	**0.2**	**0.3**	< 0.02	< 0.05	< 0.05	< 0.05	**0.08**	< 0.05	< 0.05	NA	NA	NA	NA	NA	NA	NA
Benzo(b)fluoranthene	**0.08**	**0.3**	< 0.02	< 0.05	< 0.05	< 0.05	**0.08**	< 0.05	< 0.05	NA	NA	NA	NA	NA	NA	NA
Benzo(g,h,i)perylene	*0.48*	*150*	< 0.10	< 0.05	< 0.05	< 0.05	**0.06**	< 0.05	< 0.05	NA	NA	NA	NA	NA	NA	NA
Benzo(k)fluoranthene	**0.5**	**0.3**	< 0.02	< 0.05	< 0.05	< 0.05	**0.07**	< 0.05	< 0.05	NA	NA	NA	NA	NA	NA	NA
Chrysene	*4.8*	*0.54*	< 0.02	< 0.05	< 0.05	< 0.05	**0.07**	< 0.05	< 0.05	NA	NA	NA	NA	NA	NA	NA
Dibenzo(a,h)anthracene	*0.1*	*0.3*	< 0.01	< 0.01	< 0.01	< 0.01	**0.03**	< 0.01	< 0.01	NA	NA	NA	NA	NA	NA	NA
Fluoranthene	280	3700	< 0.10	< 0.05	**0.06**	< 0.05	**0.15**	< 0.05	< 0.05	NA	NA	NA	NA	NA	NA	NA
Fluorene	280	140000	< 0.10	< 0.05	< 0.05	< 0.05	< 0.05	< 0.05	< 0.05	NA	NA	NA	NA	NA	NA	NA
Indeno(1,2,3-cd)pyrene	*0.1*	*0.54*	< 0.02	< 0.05	< 0.05	< 0.05	**0.06**	< 0.05	< 0.05	NA	NA	NA	NA	NA	NA	NA
Naphthalene	280	*210*	< 0.10	< 0.10	< 0.10	< 0.10	< 0.10	< 0.10	< 0.10	NA	NA	NA	NA	NA	NA	NA
Phenanthrene	200	**0.077**	< 0.07	< 0.05	< 0.05	< 0.05	**0.08**	< 0.05	< 0.05	NA	NA	NA	NA	NA	NA	NA
Pyrene	200	110000	< 0.10	< 0.05	< 0.05	< 0.05	**0.13**	< 0.05	< 0.05	NA	NA	NA	NA	NA	NA	NA
SVOC-SIMs (ug/l)																
1-Methylnaphthalene	*5*	*61*	NA	NA	NA	NA	NA	NA	NA	NA	NA	NA	NA	NA	NA	NA
2-Methylnaphthalene	*28*	*62*	NA	NA	NA	NA	NA	NA	NA	NA	NA	NA	NA	NA	NA	NA
Acenaphthene	*420*	*150*	NA	NA	NA	NA	NA	NA	NA	NA	NA	NA	NA	NA	NA	NA
Acenaphthylene	420	0.3	NA	NA	NA	NA	NA	NA	NA	NA	NA	NA	NA	NA	NA	NA
Anthracene	2000	1100000	NA	NA	NA	NA	NA	NA	NA	NA	NA	NA	NA	NA	NA	NA
Benzo(a)anthracene	**0.06**	0.3	NA	NA	NA	NA	NA	NA	NA	NA	NA	NA	NA	NA	NA	NA
Benzo(a)pyrene	0.2	0.3	NA	NA	NA	NA	NA	NA	NA	NA	NA	NA	NA	NA	NA	NA
Benzo(b)fluoranthene	**0.08**	0.3	NA	NA	NA	NA	NA	NA	NA	NA	NA	NA	NA	NA	NA	NA
Benzo(g,h,i)perylene	*0.48*	*150*	NA	NA	NA	NA	NA	NA	NA	NA	NA	NA	NA	NA	NA	NA
Benzo(k)fluoranthene	0.5	0.3	NA	NA	NA	NA	NA	NA	NA	NA	NA	NA	NA	NA	NA	NA
Chrysene	*4.8*	*0.54*	NA	NA	NA	NA	NA	NA	NA	NA	NA	NA	NA	NA	NA	NA
Dibenzo(a,h)anthracene	*0.1*	*0.3*	NA	NA	NA	NA	NA	NA	NA	NA	NA	NA	NA	NA	NA	NA
Fluoranthene	280	3700	NA	NA	NA	NA	NA	NA	NA	NA	NA	NA	NA	NA	NA	NA
Fluorene	280	140000	NA	NA	NA	NA	NA	NA	NA	NA	NA	NA	NA	NA	NA	NA
Indeno(1,2,3-cd)pyrene	*0.1*	*0.54*	NA	NA	NA	NA	NA	NA	NA	NA	NA	NA	NA	NA	NA	NA
Naphthalene	280	*210*	NA	NA	NA	NA	NA	NA	NA	NA	NA	NA	NA	NA	NA	NA
Phenanthrene	200	**0.077**	NA	NA	NA	NA	NA	NA	NA	NA	NA	NA	NA	NA	NA	NA
Pyrene	200	110000	NA	NA	NA	NA	NA	NA	NA	NA	NA	NA	NA	NA	NA	NA
Total Metals (mg/l)																
Antimony	**0.006**	86	< 0.005	< 0.005	< 0.005	< 0.005	< 0.005	< 0.005	< 0.005	NA	NA	NA	NA	NA	NA	NA
Arsenic	**0.05**	**0.004**	**0.007**	**0.005**	< 0.004	**0.005**	< 0.004	< 0.004	< 0.004	NA	NA	NA	NA	NA	NA	NA
Barium	**1**	**2.2**	**0.336**	**0.301**	**0.293**	**0.201**	**0.253**	**0.687**	**0.523**	NA	NA	NA	NA	NA	NA	NA
Beryllium	**0.004**	**0.004**	< 0.001	< 0.001	< 0.001	< 0.001	< 0.001	< 0.001	**0.002**	NA	NA	NA	NA	NA	NA	NA
Cadmium	0.005	0.006	**0.003**	**0.004**	**0.002**	**0.003**	**0.002**	**0.001**	**0.002**	NA	NA	NA	NA	NA	NA	NA
Calcium	NE	NE	NA	NA	NA	NA	NA	NA	NA	NA	NA	NA	NA	NA	NA	NA
Chromium	**0.05**	NE	< 0.001	**0.005**	< 0.001	< 0.001	**0.003**	**0.001**	**0.033**	NA	NA	NA	NA	NA	NA	NA
Cobalt	NE	NE	NA	NA	NA	NA	NA	NA	NA	NA	NA	NA	NA	NA	NA	NA
Copper	1.3	**0.048**	< 0.005	**0.016**	< 0.005	< 0.005	< 0.005	**0.005**	**0.029**	NA	NA	NA	NA	NA	NA	NA
Iron	NE	*10*	NA	NA	NA	NA	NA	NA	NA	NA	NA	NA	NA	NA	NA	NA
Lead	**0.015**	**0.013**	**0.005**	< 0.002	**0.003**	**0.006**	< 0.002	< 0.002	**0.013**	NA	NA	NA	NA	NA	NA	NA
Magnesium	NE	NE	NA	NA	NA	NA	NA	NA	NA	NA	NA	NA	NA	NA	NA	NA
Manganese	*0.5*	*0.93*	NA	NA	NA	NA	NA	NA	NA	NA	NA	NA	NA	NA	NA	NA
Mercury	0.002	0.0004	< 0.0002	< 0.0002	< 0.0002	< 0.0002	< 0.0002	< 0.0002	< 0.0002	NA	NA	NA	NA	NA	NA	NA
Nickel	**0.1**	**0.88**	**0.004**	**0.019**	**0.003**	**0.004**	**0.007**	**0.005**	**0.019**	NA	NA	NA	NA	NA	NA	NA
Potassium	NE	NE	NA	NA	NA	NA	NA	NA	NA	NA	NA	NA	NA	NA	NA	NA
Selenium	0.05	0.05	< 0.010	< 0.010	< 0.010	< 0.010	< 0.010	< 0.010	< 0.010	NA	NA	NA	NA	NA	NA	NA
Silver	0.036	0.012	< 0.001	< 0.005	**0.003**	< 0.001	< 0.001	< 0.001	< 0.001	NA	NA	NA	NA	NA	NA	NA
Sodium	NE	NE	NA	NA	NA	NA	NA	NA	NA	NA	NA	NA	NA	NA	NA	NA
Thallium	**0.005**	0.063	< 0.001	< 0.001	< 0.001	< 0.001	< 0.001	< 0.001	< 0.0005	NA	NA	NA	NA	NA	NA	NA
Vanadium	**0.05**	*0.27*	< 0.002	**0.006**	**0.003**	< 0.002	< 0.002	**0.003**	**0.042**	NA	NA	NA	NA	NA	NA	NA
Zinc	**5**	**0.123**	**0.002**	**0.032**	**0.005**	**0.004**	**0.007**	**0.007**	**0.079**	NA	NA	NA	NA	NA	NA	NA

Table 3
Groundwater Analytical Data
February 2013 through November 2020

Location ID Sample ID Sample Date SDG	GWPC	SWPC	MW-AG30 MW-AG30-071315-1 7/13/2015 GBJ46776	MW-AG30 MW-AG30-102915 10/29/2015 GBK15889	MW-AG30 MW-AG30-011316 1/13/2016 16010233	MW-AG30 MW-AG30-041316 4/13/2016 16040311	MW-AG30 MW-AG30-082416 8/24/2016 16080629	MW-AG30 MW-AG30-122216-1 12/22/2016 16L1122	MW-AG30 MW-AG30-20170412- 4/12/2017 17D0505	MW-AG30 MW-AG30-081717-1 8/17/2017 17H1062	MW-AG30 MW-AG30-111617-1 11/16/2017 17K1027	MW-AG30 MW-AG30-030918-1 3/9/2018 18C0412	MW-AG30 MW-AG30-062718-1 6/27/2018 18F1384	MW-AG30 MW-AG30-092718-1 9/27/2018 18I1258	MW-AG30 MW-AG30-121218-1 12/12/2018 18L0583	MW-AG30 MW-AG30-041719-1 4/17/2019 19D0928
PCBs (ug/l)																
Aroclor 1016	NE	NE	NA	NA	NA	NA	NA	NA	NA	NA	NA	NA	NA	NA	NA	NA
Aroclor 1221	NE	NE	NA	NA	NA	NA	NA	NA	NA	NA	NA	NA	NA	NA	NA	NA
Aroclor 1232	NE	NE	NA	NA	NA	NA	NA	NA	NA	NA	NA	NA	NA	NA	NA	NA
Aroclor 1242	NE	NE	NA	NA	NA	NA	NA	NA	NA	NA	NA	NA	NA	NA	NA	NA
Aroclor 1248	NE	NE	NA	NA	NA	NA	NA	NA	NA	NA	NA	NA	NA	NA	NA	NA
Aroclor 1254	NE	NE	NA	NA	NA	NA	NA	NA	NA	NA	NA	NA	NA	NA	NA	NA
Aroclor 1260	NE	NE	NA	NA	NA	NA	NA	NA	NA	NA	NA	NA	NA	NA	NA	NA
Aroclor 1262	NE	NE	NA	NA	NA	NA	NA	NA	NA	NA	NA	NA	NA	NA	NA	NA
Aroclor 1268	NE	NE	NA	NA	NA	NA	NA	NA	NA	NA	NA	NA	NA	NA	NA	NA
Total PCB Aroclors	0.5	0.5	NA	NA	NA	NA	NA	NA	NA	NA	NA	NA	NA	NA	NA	NA
Pesticides (ug/l)																
Total Pesticides	NE	NE	NA	NA	NA	NA	NA	NA	NA	NA	NA	NA	NA	NA	NA	NA
Herbicides (ug/l)																
Total Herbicides	NE	NE	NA	NA	NA	NA	NA	NA	NA	NA	NA	NA	NA	NA	NA	NA
PCB Homologs (ug/l)																
Decachlorobiphenyl (PCB-209)	NE	NE	< 0.025	NA	< 0.025	< 0.0278	< 0.0258	< 0.0050	< 0.0051	< 0.0051 UJ	< 0.0048	< 0.0052	< 0.0050	< 0.0062	< 0.0050	< 0.0051
Dichlorobiphenyl	NE	NE	< 0.005	NA	< 0.005	< 0.00556	< 0.00516	**0.0014**	< 0.0010	< 0.0010 UJ	< 0.00096	< 0.0010	< 0.0010	< 0.0012	< 0.0010	**0.0018**
Heptachlorobiphenyl	NE	NE	< 0.015	NA	< 0.015	< 0.0167	< 0.0155	< 0.0030	< 0.0031	< 0.0031 UJ	< 0.0029	< 0.0031	< 0.0030	< 0.0037	< 0.0030	< 0.0031
Hexachlorobiphenyl	NE	NE	< 0.01	NA	< 0.01	< 0.0111	< 0.0103	< 0.0020	< 0.0020	< 0.0020 UJ	< 0.0019	< 0.0021	< 0.0020	**0.0044**	< 0.0020	< 0.0020
Monochlorobiphenyl	NE	NE	< 0.005	NA	< 0.005	< 0.00556	< 0.00516	**0.0014**	< 0.0010	< 0.0010 UJ	< 0.00096	< 0.0010	< 0.0010	< 0.0012	**0.0015**	< 0.0010
Nonachlorobiphenyl	NE	NE	< 0.025	NA	< 0.025	< 0.0278	< 0.0258	< 0.0050	< 0.0051	< 0.0051 UJ	< 0.0048	< 0.0052	< 0.0050	< 0.0062	< 0.0050	< 0.0051
Octachlorobiphenyl	NE	NE	< 0.015	NA	< 0.015	< 0.0167	< 0.0155	< 0.0030	< 0.0031	< 0.0031 UJ	< 0.0029	< 0.0031	< 0.0030	< 0.0037	< 0.0030	< 0.0031
Pentachlorobiphenyl	NE	NE	< 0.01	NA	< 0.01	< 0.0111	< 0.0103	< 0.0020	< 0.0020	< 0.0020 UJ	< 0.0019	< 0.0021	< 0.0020	**0.0065**	< 0.0020	< 0.0020
Tetrachlorobiphenyl	NE	NE	< 0.01	NA	< 0.01	< 0.0111	< 0.0103	< 0.0020	< 0.0020	< 0.0020 UJ	< 0.0019	< 0.0021	< 0.0020	**0.0039**	< 0.0020	< 0.0020
Trichlorobiphenyl	NE	NE	< 0.005	NA	< 0.005	< 0.00556	< 0.00516	< 0.0010	< 0.0010	< 0.0010 UJ	< 0.00096	< 0.0010	< 0.0010	< 0.0012	< 0.0010	< 0.0010
Total PCB Homologues	**0.5**	**0.5**	< 0.025	NA	< 0.025	< 0.0278	< 0.0258	**0.0028**	< 0.0051	< 0.0051 UJ	< 0.0048	< 0.0052	< 0.0050	**0.015**	**0.0015**	**0.0018**

Notes:
This is a summary table. Only detected compounds are presented.
Bold = Detected above reporting limit
GWPC = Ground water protection criteria
SWPC = Surface water protection criteria
Orange highlighted cells exceed GWPC
Yellow highlighted cells exceed SWPC
Italicized criteria indicate that criteria value is from CTDEEP Recommended Criteria Values for Common Additional Polluting Substances and Alternative Criteria Requests (September 2018)
<0.01 = Not detected above the specified laboratory reporting limit
NE = Criteriion has not been established
NA = Not analyzed for specific constituent
ug/L = microgram per liter
mg/L = milligram per Liter
(1) 0.1 mg/l is the current recommended screening criteria and requires CTDEEP approval to implement. 0.25 mg/l is the proposed GWPC.
(2) 100 ug/l is the promulgated GWPC. 70 ug/l is the Drinking Water Action Level set by the Connecticut Department of Public Health.

Table 3
Groundwater Analytical Data
February 2013 through November 2020

Location ID Sample ID Sample Date SDG	GWPC	SWPC	MW-AG30 MW-AG30-071819-1 7/18/2019 19G0975	MW-AG30 MW-AG30-102419-1 10/24/2019 19J1561	MW-AG30 MW-AG30-012020-1 1/20/2020 20A0885	MW-AG30 MW-A630-040620-1 4/6/2020 20D0235	MW-AG30 MW-AG30-071020 7/10/2020 20G0456	MW-AG30 MW-AG30-110620-1 11/6/2020 20K0339	MW-AH16D MW-AH160-092718-1 9/27/2018 18I1258	MW-AH16D MW-AH16D-121218-1 12/12/2018 18L0583	MW-AH16D MW-AH16D-041619-1 4/16/2019 19D0862	MW-AH16D MW-AH16D-071619-1 7/16/2019 19G0869	MW-AH16D MW-AH16D-102419-1 10/24/2019 19J1561	MW-AH16D MW-AH16D-011720-1 1/17/2020 20A0803	MW-AH16D MW-AH16D-040620-1 4/6/2020 20D0235	MW-AH16D MW-AH16D-071320-1 7/13/2020 20G0538
CT ETPH (mg/l)																
Aliphatic Hydrocarbons (ETPH) C9-C36	**0.25**	*0.25*	NA	NA	NA	NA	NA	NA	NA	NA	NA	NA	NA	**0.19**	**0.16**	< 0.15
Total Petroleum Hydrocarbons	**0.25**	*0.25*	NA	NA	NA	NA	NA	NA	NA	NA	NA	NA	NA	NA	NA	NA
Unidentified	NE	NE	NA	NA	NA	NA	NA	NA	NA	NA	NA	NA	NA	NA	NA	NA
VOCs (ug/l)																
1,2,4-Trimethylbenzene	*5*	*49*	NA	NA	NA	NA	NA	NA	NA	NA	NA	NA	NA	NA	NA	NA
Acetone	700	*10000*	NA	NA	NA	NA	NA	NA	NA	NA	NA	NA	NA	NA	NA	NA
Chloroform	**6**	14100	NA	NA	NA	NA	NA	NA	NA	NA	NA	NA	NA	NA	NA	NA
Chloromethane	*18*	*10000*	NA	NA	NA	NA	NA	NA	NA	NA	NA	NA	NA	NA	NA	NA
Methyl Tert Butyl Ether (MTBE)	70	*10000*	NA	NA	NA	NA	NA	NA	NA	NA	NA	NA	NA	NA	NA	NA
Naphthalene	280	*210*	NA	NA	NA	NA	NA	NA	NA	NA	NA	NA	NA	NA	NA	NA
p-Isopropyltoluene	*25*	*200*	NA	NA	NA	NA	NA	NA	NA	NA	NA	NA	NA	NA	NA	NA
Tetrachloroethylene	5	88	NA	NA	NA	NA	NA	NA	NA	NA	NA	NA	NA	NA	NA	NA
Tetrahydrofuran	*4*	*9600*	NA	NA	NA	NA	NA	NA	NA	NA	NA	NA	NA	NA	NA	NA
Toluene	1000	4000000	NA	NA	NA	NA	NA	NA	NA	NA	NA	NA	NA	NA	NA	NA
Trichloroethene	5	2340	NA	NA	NA	NA	NA	NA	NA	NA	NA	NA	NA	NA	NA	NA
SVOCs (ug/l)																
2-Methylnaphthalene	*28*	*62*	NA	NA	NA	NA	NA	NA	NA	NA	NA	NA	NA	< 1.0	< 1.0	< 0.99
Acenaphthene	*420*	*150*	NA	NA	NA	NA	NA	NA	NA	NA	NA	NA	NA	< 0.31	< 0.30	< 0.30
Acenaphthylene	420	**0.3**	NA	NA	NA	NA	NA	NA	NA	NA	NA	NA	NA	< 0.21	< 0.20	< 0.20
Anthracene	2000	1100000	NA	NA	NA	NA	NA	NA	NA	NA	NA	NA	NA	< 0.21	< 0.20	< 0.20
Benzo(a)anthracene	**0.06**	**0.3**	NA	NA	NA	NA	NA	NA	NA	NA	NA	NA	NA	< 0.051	< 0.050	< 0.049
Benzo(a)pyrene	**0.2**	**0.3**	NA	NA	NA	NA	NA	NA	NA	NA	NA	NA	NA	< 0.10	< 0.10	< 0.099
Benzo(b)fluoranthene	**0.08**	**0.3**	NA	NA	NA	NA	NA	NA	NA	NA	NA	NA	NA	< 0.051	< 0.050	< 0.049
Benzo(g,h,i)perylene	*0.48*	*150*	NA	NA	NA	NA	NA	NA	NA	NA	NA	NA	NA	< 0.51	< 0.50	< 0.49
Benzo(k)fluoranthene	**0.5**	**0.3**	NA	NA	NA	NA	NA	NA	NA	NA	NA	NA	NA	< 0.21	< 0.20	< 0.20
Chrysene	*4.8*	*0.54*	NA	NA	NA	NA	NA	NA	NA	NA	NA	NA	NA	< 0.21	< 0.20	< 0.20
Dibenzo(a,h)anthracene	*0.1*	*0.3*	NA	NA	NA	NA	NA	NA	NA	NA	NA	NA	NA	< 0.10	< 0.10	< 0.099
Fluoranthene	280	3700	NA	NA	NA	NA	NA	NA	NA	NA	NA	NA	NA	< 0.51	< 0.50	< 0.49
Fluorene	280	140000	NA	NA	NA	NA	NA	NA	NA	NA	NA	NA	NA	< 1.0	< 1.0	< 0.99
Indeno(1,2,3-cd)pyrene	*0.1*	*0.54*	NA	NA	NA	NA	NA	NA	NA	NA	NA	NA	NA	< 0.10	< 0.10	< 0.099
Naphthalene	280	*210*	NA	NA	NA	NA	NA	NA	NA	NA	NA	NA	NA	< 1.0	< 1.0	< 0.99
Phenanthrene	200	**0.077**	NA	NA	NA	NA	NA	NA	NA	NA	NA	NA	NA	< 0.051	< 0.050	< 0.049
Pyrene	200	110000	NA	NA	NA	NA	NA	NA	NA	NA	NA	NA	NA	< 1.0	< 1.0	< 0.99
SVOC-SIMs (ug/l)																
1-Methylnaphthalene	*5*	*61*	NA	NA	NA	NA	NA	NA	NA	NA	NA	NA	NA	NA	NA	NA
2-Methylnaphthalene	*28*	*62*	NA	NA	NA	NA	NA	NA	NA	NA	NA	NA	NA	NA	NA	NA
Acenaphthene	*420*	*150*	NA	NA	NA	NA	NA	NA	NA	NA	NA	NA	NA	NA	NA	NA
Acenaphthylene	420	0.3	NA	NA	NA	NA	NA	NA	NA	NA	NA	NA	NA	NA	NA	NA
Anthracene	2000	1100000	NA	NA	NA	NA	NA	NA	NA	NA	NA	NA	NA	NA	NA	NA
Benzo(a)anthracene	**0.06**	0.3	NA	NA	NA	NA	NA	NA	NA	NA	NA	NA	NA	NA	NA	NA
Benzo(a)pyrene	0.2	0.3	NA	NA	NA	NA	NA	NA	NA	NA	NA	NA	NA	NA	NA	NA
Benzo(b)fluoranthene	**0.08**	0.3	NA	NA	NA	NA	NA	NA	NA	NA	NA	NA	NA	NA	NA	NA
Benzo(g,h,i)perylene	*0.48*	*150*	NA	NA	NA	NA	NA	NA	NA	NA	NA	NA	NA	NA	NA	NA
Benzo(k)fluoranthene	0.5	0.3	NA	NA	NA	NA	NA	NA	NA	NA	NA	NA	NA	NA	NA	NA
Chrysene	*4.8*	*0.54*	NA	NA	NA	NA	NA	NA	NA	NA	NA	NA	NA	NA	NA	NA
Dibenzo(a,h)anthracene	*0.1*	*0.3*	NA	NA	NA	NA	NA	NA	NA	NA	NA	NA	NA	NA	NA	NA
Fluoranthene	280	3700	NA	NA	NA	NA	NA	NA	NA	NA	NA	NA	NA	NA	NA	NA
Fluorene	280	140000	NA	NA	NA	NA	NA	NA	NA	NA	NA	NA	NA	NA	NA	NA
Indeno(1,2,3-cd)pyrene	*0.1*	*0.54*	NA	NA	NA	NA	NA	NA	NA	NA	NA	NA	NA	NA	NA	NA
Naphthalene	280	*210*	NA	NA	NA	NA	NA	NA	NA	NA	NA	NA	NA	NA	NA	NA
Phenanthrene	200	**0.077**	NA	NA	NA	NA	NA	NA	NA	NA	NA	NA	NA	NA	NA	NA
Pyrene	200	110000	NA	NA	NA	NA	NA	NA	NA	NA	NA	NA	NA	NA	NA	NA
Total Metals (mg/l)																
Antimony	**0.006**	86	NA	NA	NA	NA	NA	NA	NA	NA	NA	NA	NA	< 0.0010	< 0.0010	< 0.0010
Arsenic	**0.05**	**0.004**	NA	NA	NA	NA	NA	NA	NA	NA	NA	NA	NA	**0.00096**	**0.0063**	**0.0031**
Barium	**1**	**2.2**	NA	NA	NA	NA	NA	NA	NA	NA	NA	NA	NA	**0.034**	**0.075**	**0.039**
Beryllium	**0.004**	**0.004**	NA	NA	NA	NA	NA	NA	NA	NA	NA	NA	NA	< 0.00040	< 0.00040	< 0.00040
Cadmium	0.005	0.006	NA	NA	NA	NA	NA	NA	NA	NA	NA	NA	NA	< 0.00020	< 0.00020	< 0.00020
Calcium	NE	NE	NA	NA	NA	NA	NA	NA	NA	NA	NA	NA	NA	NA	NA	NA
Chromium	**0.05**	NE	NA	NA	NA	NA	NA	NA	NA	NA	NA	NA	NA	< 0.0010	< 0.0010	**0.0011**
Cobalt	NE	NE	NA	NA	NA	NA	NA	NA	NA	NA	NA	NA	NA	NA	NA	NA
Copper	1.3	**0.048**	NA	NA	NA	NA	NA	NA	NA	NA	NA	NA	NA	**0.0060**	**0.0037**	< 0.0010
Iron	NE	*10*	NA	NA	NA	NA	NA	NA	NA	NA	NA	NA	NA	NA	NA	NA
Lead	**0.015**	**0.013**	NA	NA	NA	NA	NA	NA	NA	NA	NA	NA	NA	< 0.00050	< 0.00050	< 0.00050
Magnesium	NE	NE	NA	NA	NA	NA	NA	NA	NA	NA	NA	NA	NA	NA	NA	NA
Manganese	*0.5*	*0.93*	NA	NA	NA	NA	NA	NA	NA	NA	NA	NA	NA	NA	NA	NA
Mercury	0.002	0.0004	NA	NA	NA	NA	NA	NA	NA	NA	NA	NA	NA	< 0.00010	< 0.00010	< 0.00010
Nickel	**0.1**	**0.88**	NA	NA	NA	NA	NA	NA	NA	NA	NA	NA	NA	< 0.0050	**0.0060**	< 0.0050
Potassium	NE	NE	NA	NA	NA	NA	NA	NA	NA	NA	NA	NA	NA	NA	NA	NA
Selenium	0.05	0.05	NA	NA	NA	NA	NA	NA	NA	NA	NA	NA	NA	< 0.0050	< 0.0050	< 0.0050
Silver	0.036	0.012	NA	NA	NA	NA	NA	NA	NA	NA	NA	NA	NA	< 0.00020	< 0.00020	< 0.00020
Sodium	NE	NE	NA	NA	NA	NA	NA	NA	NA	NA	NA	NA	NA	NA	NA	NA
Thallium	**0.005**	0.063	NA	NA	NA	NA	NA	NA	NA	NA	NA	NA	NA	< 0.00020	< 0.00020	< 0.00020
Vanadium	**0.05**	*0.27*	NA	NA	NA	NA	NA	NA	NA	NA	NA	NA	NA	< 0.0050	< 0.0050	< 0.0050
Zinc	**5**	**0.123**	NA	NA	NA	NA	NA	NA	NA	NA	NA	NA	NA	**0.053**	**0.074**	< 0.01

Table 3
Groundwater Analytical Data
February 2013 through November 2020

Location ID Sample ID Sample Date SDG	GWPC	SWPC	MW-AG30 MW-AG30-071819-1 7/18/2019 19G0975	MW-AG30 MW-AG30-102419-1 10/24/2019 19J1561	MW-AG30 MW-AG30-012020-1 1/20/2020 20A0885	MW-AG30 MW-A630-040620-1 4/6/2020 20D0235	MW-AG30 MW-AG30-071020 7/10/2020 20G0456	MW-AG30 MW-AG30-110620-1 11/6/2020 20K0339	MW-AH16D MW-AH160-092718-1 9/27/2018 18I1258	MW-AH16D MW-AH16D-121218-1 12/12/2018 18L0583	MW-AH16D MW-AH16D-041619-1 4/16/2019 19D0862	MW-AH16D MW-AH16D-071619-1 7/16/2019 19G0869	MW-AH16D MW-AH16D-102419-1 10/24/2019 19J1561	MW-AH16D MW-AH16D-011720-1 1/17/2020 20A0803	MW-AH16D MW-AH16D-040620-1 4/6/2020 20D0235	MW-AH16D MW-AH16D-071320-1 7/13/2020 20G0538
PCBs (ug/l)																
Aroclor 1016	NE	NE	NA	NA	NA	NA	NA	NA	NA	NA	NA	NA	NA	NA	NA	NA
Aroclor 1221	NE	NE	NA	NA	NA	NA	NA	NA	NA	NA	NA	NA	NA	NA	NA	NA
Aroclor 1232	NE	NE	NA	NA	NA	NA	NA	NA	NA	NA	NA	NA	NA	NA	NA	NA
Aroclor 1242	NE	NE	NA	NA	NA	NA	NA	NA	NA	NA	NA	NA	NA	NA	NA	NA
Aroclor 1248	NE	NE	NA	NA	NA	NA	NA	NA	NA	NA	NA	NA	NA	NA	NA	NA
Aroclor 1254	NE	NE	NA	NA	NA	NA	NA	NA	NA	NA	NA	NA	NA	NA	NA	NA
Aroclor 1260	NE	NE	NA	NA	NA	NA	NA	NA	NA	NA	NA	NA	NA	NA	NA	NA
Aroclor 1262	NE	NE	NA	NA	NA	NA	NA	NA	NA	NA	NA	NA	NA	NA	NA	NA
Aroclor 1268	NE	NE	NA	NA	NA	NA	NA	NA	NA	NA	NA	NA	NA	NA	NA	NA
Total PCB Aroclors	0.5	0.5	NA	NA	NA	NA	NA	NA	NA	NA	NA	NA	NA	NA	NA	NA
Pesticides (ug/l)																
Total Pesticides	NE	NE	NA	NA	NA	NA	NA	NA	NA	NA	NA	NA	NA	NA	NA	NA
Herbicides (ug/l)																
Total Herbicides	NE	NE	NA	NA	NA	NA	NA	NA	NA	NA	NA	NA	NA	NA	NA	NA
PCB Homologs (ug/l)																
Decachlorobiphenyl (PCB-209)	NE	NE	< 0.0051	< 0.0052	< 0.0049	< 0.0050	< 0.0050	< 0.0053	< 0.0050	< 0.0050	< 0.0049	< 0.0051	< 0.0047	< 0.0051	< 0.0050	< 0.0049
Dichlorobiphenyl	NE	NE	< 0.0010	< 0.0010	< 0.00097	< 0.0010	< 0.0010	< 0.0011	**0.10**	**0.012**	**0.0060**	**0.0054**	**0.019**	**0.0041**	**0.0018**	**0.0029**
Heptachlorobiphenyl	NE	NE	< 0.0031	< 0.0031	< 0.0029	< 0.0030	< 0.0030	< 0.0032	< 0.0030	< 0.0030	< 0.0029	< 0.0031	< 0.0028	< 0.0031	< 0.0030	< 0.0029
Hexachlorobiphenyl	NE	NE	< 0.0020	< 0.0021	< 0.0019	< 0.0020	< 0.0020	< 0.0021	< 0.0020	< 0.0020	< 0.0020	< 0.0020	< 0.0019	< 0.0020	< 0.0020	< 0.0019
Monochlorobiphenyl	NE	NE	< 0.0010	< 0.0010	< 0.00097	< 0.0010	< 0.0010	< 0.0011	**0.031**	**0.0052**	**0.0035**	**0.0031**	**0.0056**	**0.0062**	**0.0014**	**0.0028**
Nonachlorobiphenyl	NE	NE	< 0.0051	< 0.0052	< 0.0049	< 0.0050	< 0.0050	< 0.0053	< 0.0050	< 0.0050	< 0.0049	< 0.0051	< 0.0047	< 0.0051	< 0.0050	< 0.0049
Octachlorobiphenyl	NE	NE	< 0.0031	< 0.0031	< 0.0029	< 0.0030	< 0.0030	< 0.0032	< 0.0030	< 0.0030	< 0.0029	< 0.0031	< 0.0028	< 0.0031	< 0.0030	< 0.0029
Pentachlorobiphenyl	NE	NE	< 0.0020	< 0.0021	< 0.0019	< 0.0020	< 0.0020	< 0.0021	< 0.0020	< 0.0020	< 0.0020	< 0.0020	< 0.0019	< 0.0020	< 0.0020	< 0.0019
Tetrachlorobiphenyl	NE	NE	< 0.0020	< 0.0021	< 0.0019	< 0.0020	< 0.0020	< 0.0021	**0.024**	**0.0054**	< 0.0020	< 0.0020	**0.0077**	< 0.0020	< 0.0020	< 0.0019
Trichlorobiphenyl	NE	NE	< 0.0010	< 0.0010	< 0.0019	< 0.0020	< 0.0020	< 0.0021	**0.057**	**0.0077**	**0.0029**	**0.0020**	**0.013**	< 0.0020	< 0.0020	< 0.0019
Total PCB Homologues	**0.5**	**0.5**	ND	ND	< 0.0049	< 0.0050	< 0.0050	ND	**0.22**	**0.030**	**0.012**	**0.010**	**0.045**	**0.0103**	**0.0032**	**0.0057**

Notes:
This is a summary table. Only detected compounds are presented.
Bold = Detected above reporting limit
GWPC = Ground water protection criteria
SWPC = Surface water protection criteria
Orange highlighted cells exceed GWPC
Yellow highlighted cells exceed SWPC
Italicized criteria indicate that criteria value is from CTDEEP Recommended Criteria Values for Common Additional Polluting Substances and Alternative Criteria Requests (September 2018)
<0.01 = Not detected above the specified laboratory reporting limit
NE = Criteriion has not been established
NA = Not analyzed for specific constituent
ug/L = microgram per liter
mg/L = milligram per Liter
(1) 0.1 mg/l is the current recommended screening criteria and requires CTDEEP approval to implement. 0.25 mg/l is the proposed GWPC.
(2) 100 ug/l is the promulgated GWPC. 70 ug/l is the Drinking Water Action Level set by the Connecticut Department of Public Health.

Table 3
Groundwater Analytical Data
February 2013 through November 2020

Location ID Sample ID Sample Date SDG	GWPC	SWPC	MW-AH16D MW-AH16D-071320-2 7/13/2020 20G0538	MW-AH16D MW-AH16D-110220-1 11/2/2020 20K0034	MW-AH16D MW-AH16D-110220-2 11/2/2020 20K0034	MW-AH16 MW-AH16-021413-1 2/14/2013 SB64588	MW-AH16 MW-AH16-051613-1 5/16/2013 SB69757	MW-AH16 MW-AH16-08212013-1 8/21/2013 SB75423	MW-AH16 MW-AH16-11142013-1 11/14/2013 SB80319	MW-AH16 MW-AH16-04172014-1 4/17/2014 SB87951	MW-AH16 MW-AH16-090214-1 9/2/2014 SB95674	MW-AH16 MW-AH16-092514-1 9/25/2014 14090859	MW-AH16 MW-AH16-121814-1 12/18/2014 SC01493	MW-AH16R MW-AH16R-102815 10/28/2015 GBK15071	MW-AH16R MW-AH16R-011216 1/12/2016 GBK52448	MW-AH16R MW-AH16R-011316 1/13/2016 16010232
CT ETPH (mg/l)																
Aliphatic Hydrocarbons (ETPH) C9-C36	0.25	0.25	< 0.16	0.29	0.26	0.5	< 0.2	0.2	0.3	0.3	NA	NA	NA	NA	NA	NA
Total Petroleum Hydrocarbons	0.25	0.25	NA	NA	NA	0.5	< 0.2	0.2	0.3	0.3	NA	NA	NA	NA	NA	NA
Unidentified	NE	NE	NA	NA	NA	< 0.2	< 0.2	0.2	0.3	< 0.2	NA	NA	NA	NA	NA	NA
VOCs (ug/l)																
1,2,4-Trimethylbenzene	5	49	NA	NA	NA	< 1.00	< 1.00	< 1.00	< 1.00	< 1.00	NA	NA	NA	NA	NA	NA
Acetone	700	10000	NA	NA	NA	< 10.0	< 10.0	< 10.0	< 10.0	< 10.0	NA	NA	NA	NA	NA	NA
Chloroform	6	14100	NA	NA	NA	< 1.00	< 1.00	< 1.00	< 1.00	< 1.00	NA	NA	NA	NA	NA	NA
Chloromethane	18	10000	NA	NA	NA	< 2.00	< 2.00	< 2.00	< 2.00	< 2.00	NA	NA	NA	NA	NA	NA
Methyl Tert Butyl Ether (MTBE)	70	10000	NA	NA	NA	< 1.00	< 1.00	< 1.00	< 1.00	< 1.00	NA	NA	NA	NA	NA	NA
Naphthalene	280	210	NA	NA	NA	< 1.00	< 1.00	< 1.00	< 1.00	< 1.00	NA	NA	NA	NA	NA	NA
p-Isopropyltoluene	25	200	NA	NA	NA	< 1.00	< 1.00	< 1.00	< 1.00	< 1.00	NA	NA	NA	NA	NA	NA
Tetrachloroethylene	5	88	NA	NA	NA	< 1.00	< 1.00	< 1.00	< 1.00	< 1.00	NA	NA	NA	NA	NA	NA
Tetrahydrofuran	4	9600	NA	NA	NA	< 2.00	< 2.00	< 2.00	< 2.00	237	NA	NA	NA	NA	NA	NA
Toluene	1000	4000000	NA	NA	NA	< 1.00	< 1.00	2.62	< 1.00	< 1.00	NA	NA	NA	NA	NA	NA
Trichloroethene	5	2340	NA	NA	NA	< 1.00	< 1.00	< 1.00	< 1.00	< 1.00	NA	NA	NA	NA	NA	NA
SVOCs (ug/l)																
2-Methylnaphthalene	28	62	< 0.96	< 0.98	< 0.97	NA	NA	NA	NA	NA	NA	NA	NA	6.7	0.93	NA
Acenaphthene	420	150	< 0.29	< 0.29	< 0.29	NA	NA	NA	NA	NA	NA	NA	NA	0.70	0.43	NA
Acenaphthylene	420	0.3	< 0.19	< 0.20	< 0.19	NA	NA	NA	NA	NA	NA	NA	NA	< 0.05	< 0.05	NA
Anthracene	2000	1100000	< 0.19	< 0.20	< 0.19	NA	NA	NA	NA	NA	NA	NA	NA	0.19	0.19	NA
Benzo(a)anthracene	0.06	0.3	< 0.048	< 0.049	< 0.049	NA	NA	NA	NA	NA	NA	NA	NA	< 0.05	< 0.05	NA
Benzo(a)pyrene	0.2	0.3	< 0.096	< 0.098	< 0.097	NA	NA	NA	NA	NA	NA	NA	NA	< 0.05	< 0.05	NA
Benzo(b)fluoranthene	0.08	0.3	< 0.048	< 0.049	< 0.049	NA	NA	NA	NA	NA	NA	NA	NA	< 0.05	< 0.05	NA
Benzo(g,h,i)perylene	0.48	150	< 0.48	< 0.49	< 0.49	NA	NA	NA	NA	NA	NA	NA	NA	< 0.05	< 0.05	NA
Benzo(k)fluoranthene	0.5	0.3	< 0.19	< 0.20	< 0.19	NA	NA	NA	NA	NA	NA	NA	NA	< 0.05	< 0.05	NA
Chrysene	4.8	0.54	< 0.19	< 0.20	< 0.19	NA	NA	NA	NA	NA	NA	NA	NA	< 0.05	< 0.05	NA
Dibenzo(a,h)anthracene	0.1	0.3	< 0.096	< 0.098	< 0.097	NA	NA	NA	NA	NA	NA	NA	NA	< 0.01	< 0.01	NA
Fluoranthene	280	3700	< 0.48	< 0.49	< 0.49	NA	NA	NA	NA	NA	NA	NA	NA	0.24	< 0.05	NA
Fluorene	280	140000	< 0.96	< 0.98	< 0.97	NA	NA	NA	NA	NA	NA	NA	NA	0.39	0.28	NA
Indeno(1,2,3-cd)pyrene	0.1	0.54	< 0.096	< 0.098	< 0.097	NA	NA	NA	NA	NA	NA	NA	NA	< 0.05	< 0.05	NA
Naphthalene	280	210	< 0.96	< 0.98	< 0.97	NA	NA	NA	NA	NA	NA	NA	NA	17	4.9	NA
Phenanthrene	200	0.077	< 0.048	< 0.049	< 0.049	NA	NA	NA	NA	NA	NA	NA	NA	0.51	0.30	NA
Pyrene	200	110000	< 0.96	< 0.98	< 0.97	NA	NA	NA	NA	NA	NA	NA	NA	0.19	< 0.05	NA
SVOC-SIMs (ug/l)																
1-Methylnaphthalene	5	61	NA	NA	NA	0.129	< 0.050	0.069	< 0.050	0.187	< 0.050	NA	< 0.050	NA	NA	NA
2-Methylnaphthalene	28	62	NA	NA	NA	< 0.050	< 0.050	< 0.050	< 0.050	0.216	< 0.050	NA	< 0.050	NA	NA	NA
Acenaphthene	420	150	NA	NA	NA	1.35	1.62	1.64	0.661	0.439	0.194	NA	0.299	NA	NA	NA
Acenaphthylene	420	0.3	NA	NA	NA	< 0.050	< 0.050	< 0.050	< 0.050	< 0.050	< 0.050	NA	< 0.050	NA	NA	NA
Anthracene	2000	1100000	NA	NA	NA	0.148	0.096	0.074	0.055	0.052	0.055	NA	< 0.050	NA	NA	NA
Benzo(a)anthracene	0.06	0.3	NA	NA	NA	< 0.050	< 0.050	< 0.050	< 0.050	< 0.050	0.072	NA	< 0.050	NA	NA	NA
Benzo(a)pyrene	0.2	0.3	NA	NA	NA	< 0.050	< 0.050	< 0.050	< 0.050	< 0.050	< 0.050	NA	< 0.050	NA	NA	NA
Benzo(b)fluoranthene	0.08	0.3	NA	NA	NA	< 0.050	< 0.050	< 0.050	< 0.050	< 0.050	0.063	NA	< 0.050	NA	NA	NA
Benzo(g,h,i)perylene	0.48	150	NA	NA	NA	< 0.050	< 0.050	< 0.050	< 0.050	< 0.050	< 0.050	NA	< 0.050	NA	NA	NA
Benzo(k)fluoranthene	0.5	0.3	NA	NA	NA	< 0.050	< 0.050	< 0.050	< 0.050	< 0.050	0.050	NA	< 0.050	NA	NA	NA
Chrysene	4.8	0.54	NA	NA	NA	< 0.050	< 0.050	< 0.050	< 0.050	< 0.050	0.067	NA	< 0.050	NA	NA	NA
Dibenzo(a,h)anthracene	0.1	0.3	NA	NA	NA	< 0.050	< 0.050	< 0.050	< 0.050	< 0.050	< 0.050	NA	< 0.050	NA	NA	NA
Fluoranthene	280	3700	NA	NA	NA	0.258	0.258	0.223	0.140	0.106	0.188	NA	< 0.050	NA	NA	NA
Fluorene	280	140000	NA	NA	NA	0.852	0.906	1.01	0.392	0.222	0.115	NA	0.096	NA	NA	NA
Indeno(1,2,3-cd)pyrene	0.1	0.54	NA	NA	NA	< 0.050	< 0.050	< 0.050	< 0.050	< 0.050	< 0.050	NA	< 0.050	NA	NA	NA
Naphthalene	280	210	NA	NA	NA	< 0.050	< 0.050	< 0.090	< 0.050	0.211	< 0.050	NA	< 0.100	NA	NA	NA
Phenanthrene	200	0.077	NA	NA	NA	0.064	< 0.050	< 0.050	0.070	0.054	0.079	NA	< 0.050	NA	NA	NA
Pyrene	200	110000	NA	NA	NA	0.169	0.176	0.155	0.105	0.098	0.167	NA	< 0.050	NA	NA	NA
Total Metals (mg/l)																
Antimony	0.006	86	< 0.0010	< 0.0010	< 0.0010	< 0.0060	< 0.0060	< 0.0060	< 0.0060	< 0.0060	< 0.0300	NA	< 0.0060	< 0.005	< 0.005	NA
Arsenic	0.05	0.004	0.0030	0.0035	0.0033	< 0.0040	< 0.0040	< 0.0040	0.0070	0.0178	0.0110	NA	0.0057	0.007	0.006	NA
Barium	1	2.2	0.039	0.042	0.039	0.397	0.449	0.633	0.613	1.27	0.828	NA	0.842	0.853	0.829	NA
Beryllium	0.004	0.004	< 0.00040	< 0.00040	< 0.00040	< 0.0020	< 0.0020	< 0.0020	< 0.0020	0.0037	< 0.0020	NA	< 0.0020	< 0.001	< 0.001	NA
Cadmium	0.005	0.006	< 0.00020	< 0.00020	< 0.00020	< 0.0025	< 0.0025	< 0.0025	< 0.0025	< 0.0025	< 0.0025	NA	< 0.0025	0.001	0.001	NA
Calcium	NE	NE	NA	NA	NA	128	136	142	94.0	NA	NA	NA	NA	NA	NA	NA
Chromium	0.05	NE	0.0011	0.0019	0.0010	< 0.0050	< 0.0050	< 0.0050	0.0512	0.0733	0.0095	NA	< 0.0050	0.006	0.001	NA
Cobalt	NE	NE	NA	NA	NA	NA	NA	NA	NA	NA	NA	NA	NA	NA	NA	NA
Copper	1.3	0.048	< 0.0010	0.0065	0.0050	< 0.0050	< 0.0050	< 0.0050	0.0454	0.0690	0.0068	NA	< 0.0050	0.010	< 0.005	NA
Iron	NE	10	NA	NA	NA	11.5	15.8	66.0	35.7	NA	NA	NA	NA	NA	NA	NA
Lead	0.015	0.013	< 0.00050	< 0.00050	< 0.00050	< 0.0075	< 0.0075	< 0.0075	0.0202	0.0756	0.0112	NA	< 0.0075	0.021	0.005	NA
Magnesium	NE	NE	NA	NA	NA	52.2	49.6	62.0	39.4	NA	NA	NA	NA	NA	NA	NA
Manganese	0.5	0.93	NA	NA	NA	0.756	0.857	1.71	1.89	NA	NA	NA	NA	NA	NA	NA
Mercury	0.002	0.0004	< 0.00010	< 0.00010	< 0.00010	< 0.00020	< 0.00020	< 0.00020	< 0.00030	< 0.00020	< 0.00020	NA	< 0.00020	< 0.0002	< 0.0002	NA
Nickel	0.1	0.88	< 0.0050	0.0078	0.0067	< 0.0050	< 0.0050	< 0.0050	0.0332	0.0446	0.0074	NA	< 0.0050	0.013	0.003	NA
Potassium	NE	NE	NA	NA	NA	25.3	29.0	31.2	22.5	NA	NA	NA	NA	NA	NA	NA
Selenium	0.05	0.05	< 0.0050	< 0.0050	< 0.0050	< 0.0150	< 0.0150	< 0.0150	< 0.0150	< 0.0150	< 0.0150	NA	< 0.0150	< 0.010	< 0.010	NA
Silver	0.036	0.012	< 0.00020	< 0.00020	< 0.00020	< 0.0050	< 0.0050	< 0.0050	< 0.0050	< 0.0050	< 0.0050	NA	< 0.0050	0.001	< 0.001	NA
Sodium	NE	NE	NA	NA	NA	55.8	56.4	73.4	48.1	NA	NA	NA	NA	NA	NA	NA
Thallium	0.005	0.063	< 0.00020	< 0.00020	< 0.00020	< 0.0050	< 0.0050	< 0.0050	< 0.0050	< 0.0050	0.0067	NA	0.0072	< 0.001	< 0.001	NA
Vanadium	0.05	0.27	< 0.0050	< 0.0050	< 0.0050	< 0.0050	0.0050	0.0068	0.0362	0.0856	0.0092	NA	< 0.0050	0.004	< 0.002	NA
Zinc	5	0.123	< 0.01	0.02	0.014	0.0437	0.0836	0.264	0.435	0.201	0.0224	NA	< 0.0050	0.036	0.010	NA

Table 3
Groundwater Analytical Data
February 2013 through November 2020

Location ID Sample ID Sample Date SDG	GWPC	SWPC	MW-AH16D MW-AH16D-071320-2 7/13/2020 20G0538	MW-AH16D MW-AH16D-110220-1 11/2/2020 20K0034	MW-AH16D MW-AH16D-110220-2 11/2/2020 20K0034	MW-AH16 MW-AH16-021413-1 2/14/2013 SB64588	MW-AH16 MW-AH16-051613-1 5/16/2013 SB69757	MW-AH16 MW-AH16-08212013-1 8/21/2013 SB75423	MW-AH16 MW-AH16-11142013-1 11/14/2013 SB80319	MW-AH16 MW-AH16-04172014-1 4/17/2014 SB87951	MW-AH16 MW-AH16-090214-1 9/2/2014 SB95674	MW-AH16 MW-AH16-092514-1 9/25/2014 14090859	MW-AH16 MW-AH16-121814-1 12/18/2014 SC01493	MW-AH16R MW-AH16R-102815 10/28/2015 GBK15071	MW-AH16R MW-AH16R-011216 1/12/2016 GBK52448	MW-AH16R MW-AH16R-011316 1/13/2016 16010232
PCBs (ug/l)																
Aroclor 1016	NE	NE	NA	NA	NA	NA	NA	NA	NA	NA	NA	NA	NA	NA	NA	NA
Aroclor 1221	NE	NE	NA	NA	NA	NA	NA	NA	NA	NA	NA	NA	NA	NA	NA	NA
Aroclor 1232	NE	NE	NA	NA	NA	NA	NA	NA	NA	NA	NA	NA	NA	NA	NA	NA
Aroclor 1242	NE	NE	NA	NA	NA	NA	NA	NA	NA	NA	NA	NA	NA	NA	NA	NA
Aroclor 1248	NE	NE	NA	NA	NA	NA	NA	NA	NA	NA	NA	NA	NA	NA	NA	NA
Aroclor 1254	NE	NE	NA	NA	NA	NA	NA	NA	NA	NA	NA	NA	NA	NA	NA	NA
Aroclor 1260	NE	NE	NA	NA	NA	NA	NA	NA	NA	NA	NA	NA	NA	NA	NA	NA
Aroclor 1262	NE	NE	NA	NA	NA	NA	NA	NA	NA	NA	NA	NA	NA	NA	NA	NA
Aroclor 1268	NE	NE	NA	NA	NA	NA	NA	NA	NA	NA	NA	NA	NA	NA	NA	NA
Total PCB Aroclors	0.5	0.5	NA	NA	NA	NA	NA	NA	NA	NA	NA	NA	NA	NA	NA	NA
Pesticides (ug/l)																
Total Pesticides	NE	NE	NA	NA	NA	NA	NA	NA	NA	NA	NA	NA	NA	NA	NA	NA
Herbicides (ug/l)																
Total Herbicides	NE	NE	NA	NA	NA	NA	NA	NA	NA	NA	NA	NA	NA	NA	NA	NA
PCB Homologs (ug/l)																
Decachlorobiphenyl (PCB-209)	NE	NE	< 0.0050	< 0.0048	< 0.0049	< 0.25	< 0.5	< 0.25	< 0.5	< 0.25	NA	< 0.25	< 0.025	NA	NA	< 0.0253
Dichlorobiphenyl	NE	NE	**0.0033**	**0.0070**	**0.0049**	**41.3**	**50.0**	**48.8**	**47.4**	**33.1**	NA	**46.7**	**0.0181**	NA	NA	**4.18**
Heptachlorobiphenyl	NE	NE	< 0.0030	< 0.0029	< 0.0029	< 0.15	< 0.3	< 0.15	< 0.3	< 0.15	NA	< 0.15	< 0.015	NA	NA	< 0.0152
Hexachlorobiphenyl	NE	NE	< 0.0020	< 0.0019	< 0.0019	< 0.1	< 0.2	< 0.1	< 0.2	< 0.1	NA	< 0.1	< 0.01	NA	NA	< 0.0101
Monochlorobiphenyl	NE	NE	**0.0028**	**0.0055**	**0.0042**	**33.9**	**45.8**	**47.0**	**47.8**	**34.5**	NA	**33.4**	< 0.005	NA	NA	**4.49**
Nonachlorobiphenyl	NE	NE	< 0.0050	< 0.0048	< 0.0049	< 0.25	< 0.5	< 0.25	< 0.5	< 0.25	NA	< 0.25	< 0.025	NA	NA	< 0.0253
Octachlorobiphenyl	NE	NE	< 0.0030	< 0.0029	< 0.0029	< 0.15	< 0.3	< 0.15	< 0.3	< 0.15	NA	< 0.15	< 0.015	NA	NA	< 0.0152
Pentachlorobiphenyl	NE	NE	< 0.0020	< 0.0019	< 0.0019	< 0.1	< 0.2	< 0.1	< 0.2	< 0.1	NA	< 0.1	< 0.01	NA	NA	< 0.0101
Tetrachlorobiphenyl	NE	NE	< 0.0020	**0.0024**	< 0.0019	< 0.1	< 0.2	< 0.1	< 0.2	**0.990**	NA	**1.67**	< 0.01	NA	NA	**0.158**
Trichlorobiphenyl	NE	NE	< 0.0020	**0.0027**	< 0.0019	**8.57**	**9.58**	**8.74**	**6.98**	**56.3**	NA	**12.7**	< 0.005	NA	NA	**1.37**
Total PCB Homologues	**0.5**	**0.5**	**0.0061**	**0.018**	**0.0091**	**83.8**	**105**	**105**	**102**	**125**	NA	**94.4**	**0.0181**	NA	NA	**10.2**

Notes:
This is a summary table. Only detected compounds are presented.
Bold = Detected above reporting limit
GWPC = Ground water protection criteria
SWPC = Surface water protection criteria
Orange highlighted cells exceed GWPC
Yellow highlighted cells exceed SWPC
Italicized criteria indicate that criteria value is from CTDEEP Recommended Criteria Values for Common Additional Polluting Substances and Alternative Criteria Requests (September 2018)
<0.01 = Not detected above the specified laboratory reporting limit
NE = Criteriion has not been established
NA = Not analyzed for specific constituent
ug/L = microgram per liter
mg/L = milligram per Liter
(1) 0.1 mg/l is the current recommended screening criteria and requires CTDEEP approval to implement. 0.25 mg/l is the proposed GWPC.
(2) 100 ug/l is the promulgated GWPC. 70 ug/l is the Drinking Water Action Level set by the Connecticut Department of Public Health.

Table 3
Groundwater Analytical Data
February 2013 through November 2020

Location ID Sample ID Sample Date SDG	GWPC	SWPC	MW-AH16R MW-AH16R-041316 4/13/2016 16040311	MW-AH16R MW-AH16R-082416 8/24/2016 16080629	MW-AH16R MW-AH16R-122116- 12/21/2016 16L1029	MW-AH16R W-AH16R-20170412 4/12/2017 17D0505	MW-AH16R MW-AH16R-081517- 8/15/2017 GBY85227	MW-AH16R MW-AH16R-111517- 11/15/2017 17K0912	MW-AH16R MW-AH16R-030618- 3/6/2018 18C0227	MW-AH16R MW-AH16R-062818- 6/28/2018 18F1460	MW-AH16R MW-AH16R-092718- 9/27/2018 18I1258	MW-AH16R MW-AH16R-121218- 12/12/2018 18L0583	MW-AH16R MW-AH16R-041619- 4/16/2019 19D0862	MW-AH16R MW-AH16R-071619- 7/16/2019 19G0869	MW-AH16R MW-AH16R-102419- 10/24/2019 19J1561	MW-AH16R MW-AH16R-011720- 1/17/2020 20A0803
CT ETPH (mg/l)																
Aliphatic Hydrocarbons (ETPH) C9-C36	0.25	0.25	NA	NA	NA	NA	NA	NA	NA	NA	NA	0.42	1.5	0.87	0.62	0.76
Total Petroleum Hydrocarbons	0.25	0.25	NA	NA	NA	NA	NA	NA	NA	NA	NA	NA	NA	NA	NA	NA
Unidentified	NE	NE	NA	NA	NA	NA	NA	NA	NA	NA	NA	NA	NA	NA	NA	NA
VOCs (ug/l)																
1,2,4-Trimethylbenzene	5	49	NA	NA	NA	NA	NA	NA	NA	NA	NA	< 1.0	1.2	NA	NA	< 0.50
Acetone	700	10000	NA	NA	NA	NA	NA	NA	NA	NA	NA	< 40	< 10	NA	NA	< 10
Chloroform	6	14100	NA	NA	NA	NA	NA	NA	NA	NA	NA	< 1.0	< 0.50	NA	NA	< 0.50
Chloromethane	18	10000	NA	NA	NA	NA	NA	NA	NA	NA	NA	< 4.0	< 0.60	NA	NA	< 1.0
Methyl Tert Butyl Ether (MTBE)	70	10000	NA	NA	NA	NA	NA	NA	NA	NA	NA	< 1.0	< 0.50	NA	NA	< 0.50
Naphthalene	280	210	NA	NA	NA	NA	NA	NA	NA	NA	NA	< 10	< 2.0	NA	NA	< 2.0
p-Isopropyltoluene	25	200	NA	NA	NA	NA	NA	NA	NA	NA	NA	< 1.0	< 0.50	NA	NA	< 0.50
Tetrachloroethylene	5	88	NA	NA	NA	NA	NA	NA	NA	NA	NA	< 2.0	< 1.0	NA	NA	< 1.0
Tetrahydrofuran	4	9600	NA	NA	NA	NA	NA	NA	NA	NA	NA	< 20	< 10	NA	NA	< 10
Toluene	1000	4000000	NA	NA	NA	NA	NA	NA	NA	NA	NA	< 2.0	< 1.0	NA	NA	< 1.0
Trichloroethene	5	2340	NA	NA	NA	NA	NA	NA	NA	NA	NA	< 2.0	< 1.0	NA	NA	< 1.0
SVOCs (ug/l)																
2-Methylnaphthalene	28	62	1.8	1.0	0.52	3.4	NA	0.12	NA	0.16	0.22	< 1.0	< 1.0	< 1.0	< 1.0	< 0.98
Acenaphthene	420	150	0.52	0.42	0.53	0.46	NA	0.48	NA	0.55	0.46	< 0.30	0.47	< 0.30	0.48	0.30
Acenaphthylene	420	0.3	< 0.05	< 0.05	0.06	< 0.05	NA	< 0.05	NA	< 0.05	< 0.05	< 0.20	< 0.20	< 0.20	< 0.20	< 0.20
Anthracene	2000	1100000	0.13	0.15	0.10	0.23	NA	0.06	NA	0.09	0.05	< 0.20	< 0.20	< 0.20	< 0.20	< 0.20
Benzo(a)anthracene	0.06	0.3	< 0.05	< 0.05	< 0.05	< 0.05	NA	< 0.05	NA	< 0.05	< 0.05	< 0.050	< 0.050	< 0.050	< 0.050	< 0.049
Benzo(a)pyrene	0.2	0.3	< 0.05	< 0.05	< 0.05	< 0.05	NA	< 0.05	NA	< 0.05	< 0.05	< 0.10	< 0.10	< 0.10	< 0.10	< 0.098
Benzo(b)fluoranthene	0.08	0.3	< 0.05	< 0.05	< 0.05	< 0.05	NA	< 0.05	NA	< 0.05	< 0.05	< 0.050	< 0.050	< 0.050	< 0.050	< 0.049
Benzo(g,h,i)perylene	0.48	150	< 0.05	< 0.05	< 0.05	< 0.05	NA	< 0.05	NA	< 0.05	< 0.05	< 0.50	< 0.50	< 0.50	< 0.50	< 0.49
Benzo(k)fluoranthene	0.5	0.3	< 0.05	< 0.05	< 0.05	< 0.05	NA	< 0.05	NA	< 0.05	< 0.05	< 0.20	< 0.20	< 0.20	< 0.20	< 0.20
Chrysene	4.8	0.54	< 0.05	< 0.05	< 0.05	< 0.05	NA	< 0.05	NA	< 0.05	< 0.05	< 0.20	< 0.20	< 0.20	< 0.20	< 0.20
Dibenzo(a,h)anthracene	0.1	0.3	< 0.01	< 0.01	< 0.01	< 0.01	NA	< 0.01	NA	< 0.01	< 0.01	< 0.10	< 0.10	< 0.10	< 0.10	< 0.098
Fluoranthene	280	3700	0.13	0.07	< 0.05	0.11	NA	< 0.05	NA	0.08	< 0.05	< 0.50	< 0.50	< 0.50	< 0.50	< 0.49
Fluorene	280	140000	0.33	0.27	0.28	0.27	NA	0.26	NA	0.34	0.29	< 1.0	< 1.0	< 1.0	< 1.0	< 0.98
Indeno(1,2,3-cd)pyrene	0.1	0.54	< 0.05	< 0.05	< 0.05	< 0.05	NA	< 0.05	NA	< 0.05	< 0.05	< 0.10	< 0.10	< 0.10	< 0.10	< 0.098
Naphthalene	280	210	6.4	2.4	1.6	5.5	NA	0.30	NA	0.37	0.31	1.0	< 1.0	< 1.0	< 1.0	< 0.98
Phenanthrene	200	0.077	0.49	0.34	0.26	0.45	NA	0.07	NA	< 0.05	< 0.05	< 0.050	< 0.050	< 0.050	< 0.050	< 0.049
Pyrene	200	110000	0.07	< 0.05	< 0.05	< 0.05	NA	< 0.05	NA	0.06	< 0.05	< 1.0	< 1.0	< 1.0	< 1.0	< 0.98
SVOC-SIMs (ug/l)																
1-Methylnaphthalene	5	61	NA	NA	NA	NA	NA	NA	NA	NA	NA	NA	NA	NA	NA	NA
2-Methylnaphthalene	28	62	NA	NA	NA	NA	0.17	NA	0.82	NA	NA	NA	NA	NA	NA	NA
Acenaphthene	420	150	NA	NA	NA	NA	0.44	NA	< 0.05	NA	NA	NA	NA	NA	NA	NA
Acenaphthylene	420	0.3	NA	NA	NA	NA	< 0.05	NA	< 0.05	NA	NA	NA	NA	NA	NA	NA
Anthracene	2000	1100000	NA	NA	NA	NA	0.07	NA	0.07	NA	NA	NA	NA	NA	NA	NA
Benzo(a)anthracene	0.06	0.3	NA	NA	NA	NA	< 0.05	NA	< 0.05	NA	NA	NA	NA	NA	NA	NA
Benzo(a)pyrene	0.2	0.3	NA	NA	NA	NA	< 0.05	NA	< 0.05	NA	NA	NA	NA	NA	NA	NA
Benzo(b)fluoranthene	0.08	0.3	NA	NA	NA	NA	< 0.05	NA	< 0.05	NA	NA	NA	NA	NA	NA	NA
Benzo(g,h,i)perylene	0.48	150	NA	NA	NA	NA	< 0.05	NA	< 0.05	NA	NA	NA	NA	NA	NA	NA
Benzo(k)fluoranthene	0.5	0.3	NA	NA	NA	NA	< 0.05	NA	< 0.05	NA	NA	NA	NA	NA	NA	NA
Chrysene	4.8	0.54	NA	NA	NA	NA	< 0.05	NA	< 0.05	NA	NA	NA	NA	NA	NA	NA
Dibenzo(a,h)anthracene	0.1	0.3	NA	NA	NA	NA	< 0.01	NA	< 0.01	NA	NA	NA	NA	NA	NA	NA
Fluoranthene	280	3700	NA	NA	NA	NA	< 0.05	NA	< 0.05	NA	NA	NA	NA	NA	NA	NA
Fluorene	280	140000	NA	NA	NA	NA	0.24	NA	0.17	NA	NA	NA	NA	NA	NA	NA
Indeno(1,2,3-cd)pyrene	0.1	0.54	NA	NA	NA	NA	< 0.05	NA	< 0.05	NA	NA	NA	NA	NA	NA	NA
Naphthalene	280	210	NA	NA	NA	NA	0.33	NA	0.98	NA	NA	NA	NA	NA	NA	NA
Phenanthrene	200	0.077	NA	NA	NA	NA	0.11	NA	0.08	NA	NA	NA	NA	NA	NA	NA
Pyrene	200	110000	NA	NA	NA	NA	< 0.05	NA	< 0.05	NA	NA	NA	NA	NA	NA	NA
Total Metals (mg/l)																
Antimony	0.006	86	< 0.005	0.009	< 0.005	< 0.005	< 0.005	0.015	NA	< 0.005	< 0.005	< 0.0050	< 0.0010	< 0.0010	< 0.0010	< 0.0010
Arsenic	0.05	0.004	0.005	0.024	0.007	< 0.004	0.044	0.011	0.002	0.006	0.007	0.0044	0.0039	0.011	0.0080	0.0045
Barium	1	2.2	0.677	0.905	1.03	0.996	1.19	0.719	0.545	0.988	0.429	0.18	0.48	0.56	0.43	0.33
Beryllium	0.004	0.004	< 0.001	< 0.001	< 0.001	< 0.001	< 0.001	< 0.001	NA	< 0.001	< 0.001	< 0.0020	< 0.00040	< 0.00040	< 0.00040	< 0.00040
Cadmium	0.005	0.006	< 0.001	< 0.001	< 0.001	< 0.001	0.002	< 0.001	< 0.001	< 0.001	< 0.001	< 0.0025	< 0.00050	< 0.00020	< 0.00020	< 0.00020
Calcium	NE	NE	NA	NA	NA	NA	NA	NA	NA	NA	NA	NA	NA	NA	NA	NA
Chromium	0.05	NE	0.002	0.004	< 0.001	0.003	0.017	0.002	0.003	0.004	0.002	< 0.0050	< 0.0010	0.0021	0.0019	0.0012
Cobalt	NE	NE	NA	NA	NA	NA	NA	NA	NA	NA	NA	NA	NA	NA	NA	NA
Copper	1.3	0.048	< 0.005	< 0.005	< 0.005	< 0.005	0.023	< 0.005	NA	< 0.005	< 0.005	< 0.025	< 0.0050	0.0034	0.0078	0.0046
Iron	NE	10	NA	NA	NA	NA	NA	NA	NA	NA	NA	NA	NA	NA	NA	NA
Lead	0.015	0.013	0.003	0.010	0.002	< 0.002	0.012	0.003	< 0.002	< 0.002	< 0.002	< 0.0050	< 0.0010	0.00051	0.0013	0.0011
Magnesium	NE	NE	NA	NA	NA	NA	NA	NA	NA	NA	NA	NA	NA	NA	NA	NA
Manganese	0.5	0.93	NA	NA	NA	NA	NA	NA	NA	NA	NA	NA	NA	NA	NA	NA
Mercury	0.002	0.0004	< 0.0002	< 0.0002	< 0.0002	< 0.0002	< 0.0002	< 0.0002	< 0.0002	< 0.0002	< 0.0002	< 0.00010	< 0.00010	< 0.00010	< 0.00010	< 0.00010
Nickel	0.1	0.88	0.004	0.007	0.003	0.003	0.008	0.003	NA	0.002	0.005	< 0.025	0.0057	0.0062	< 0.0050	< 0.0050
Potassium	NE	NE	NA	NA	NA	NA	NA	NA	NA	NA	NA	NA	NA	NA	NA	NA
Selenium	0.05	0.05	< 0.010	< 0.010	< 0.010	< 0.010	< 0.01	< 0.010	< 0.010	< 0.010	< 0.010	< 0.025	< 0.0050	0.0055	< 0.0050	< 0.0050
Silver	0.036	0.012	< 0.001	< 0.001	< 0.001	< 0.001	< 0.001	< 0.001	< 0.001	< 0.001	< 0.001	< 0.0025	< 0.00050	< 0.00020	< 0.00020	< 0.00020
Sodium	NE	NE	NA	NA	NA	NA	NA	NA	NA	NA	< 0.001	NA	NA	NA	NA	NA
Thallium	0.005	0.063	< 0.001	< 0.001	< 0.001	< 0.0005	< 0.001	< 0.001	NA	< 0.0005	NA	< 0.0010	< 0.00020	< 0.00020	< 0.00020	< 0.00020
Vanadium	0.05	0.27	< 0.002	0.003	0.005	0.007	0.046	0.002	NA	0.005	0.005	< 0.025	< 0.0050	< 0.0050	0.0051	< 0.0050
Zinc	5	0.123	0.634	0.278	0.040	0.027	0.215	0.019	NA	0.029	0.024	< 0.05	0.03	0.022	< 0.01	0.014

Table 3
Groundwater Analytical Data
February 2013 through November 2020

Location ID Sample ID Sample Date SDG	GWPC	SWPC	MW-AH16R MW-AH16R-041316 4/13/2016 16040311	MW-AH16R MW-AH16R-082416 8/24/2016 16080629	MW-AH16R MW-AH16R-122116- 12/21/2016 16L1029	MW-AH16R W-AH16R-20170412 4/12/2017 17D0505	MW-AH16R MW-AH16R-081517- 8/15/2017 GBY85227	MW-AH16R MW-AH16R-111517- 11/15/2017 17K0912	MW-AH16R MW-AH16R-030618- 3/6/2018 18C0227	MW-AH16R MW-AH16R-062818- 6/28/2018 18F1460	MW-AH16R MW-AH16R-092718- 9/27/2018 18I1258	MW-AH16R MW-AH16R-121218- 12/12/2018 18L0583	MW-AH16R MW-AH16R-041619- 4/16/2019 19D0862	MW-AH16R MW-AH16R-071619- 7/16/2019 19G0869	MW-AH16R MW-AH16R-102419- 10/24/2019 19J1561	MW-AH16R MW-AH16R-011720- 1/17/2020 20A0803
PCBs (ug/l)																
Aroclor 1016	NE	NE	NA	NA	NA	NA	NA	NA	NA	NA	NA	NA	NA	NA	NA	NA
Aroclor 1221	NE	NE	NA	NA	NA	NA	NA	NA	NA	NA	NA	NA	NA	NA	NA	NA
Aroclor 1232	NE	NE	NA	NA	NA	NA	NA	NA	NA	NA	NA	NA	NA	NA	NA	NA
Aroclor 1242	NE	NE	NA	NA	NA	NA	NA	NA	NA	NA	NA	NA	NA	NA	NA	NA
Aroclor 1248	NE	NE	NA	NA	NA	NA	NA	NA	NA	NA	NA	NA	NA	NA	NA	NA
Aroclor 1254	NE	NE	NA	NA	NA	NA	NA	NA	NA	NA	NA	NA	NA	NA	NA	NA
Aroclor 1260	NE	NE	NA	NA	NA	NA	NA	NA	NA	NA	NA	NA	NA	NA	NA	NA
Aroclor 1262	NE	NE	NA	NA	NA	NA	NA	NA	NA	NA	NA	NA	NA	NA	NA	NA
Aroclor 1268	NE	NE	NA	NA	NA	NA	NA	NA	NA	NA	NA	NA	NA	NA	NA	NA
Total PCB Aroclors	0.5	0.5	NA	NA	NA	NA	NA	NA	NA	NA	NA	NA	NA	NA	NA	NA
Pesticides (ug/l)																
Total Pesticides	NE	NE	NA	NA	NA	NA	NA	NA	NA	NA	NA	NA	NA	NA	NA	NA
Herbicides (ug/l)																
Total Herbicides	NE	NE	NA	NA	NA	NA	NA	NA	NA	NA	NA	NA	NA	NA	NA	NA
PCB Homologs (ug/l)																
Decachlorobiphenyl (PCB-209)	NE	NE	< 0.136	< 0.05	< 0.0050	< 0.0052	< 0.0052 UJ	< 0.0050	< 0.0049	< 0.0050	< 0.0050	**6.1**	< 0.0049	< 0.0050	< 0.0047	< 0.0050
Dichlorobiphenyl	NE	NE	**15.1**	**4.39**	**6.2**	**11**	**3.8 J**	**5.5**	**7.7**	**6.9**	**6.3**	**2.0**	**6.1**	**8.4**	**3.2**	**1.7**
Heptachlorobiphenyl	NE	NE	< 0.0815	< 0.03	< 0.0030	< 0.0031	< 0.0031 UJ	< 0.0030	< 0.0029	< 0.0030	< 0.0030	< 0.0030	< 0.0029	< 0.0030	< 0.0028	< 0.0030
Hexachlorobiphenyl	NE	NE	< 0.0543	< 0.02	< 0.0020	**0.0027**	< 0.0021 UJ	**0.0041**	**0.0040**	**0.0050**	**0.0047**	< 0.0020	< 0.0019	< 0.0020	< 0.0019	< 0.0020
Monochlorobiphenyl	NE	NE	**19.8**	**5.39**	**8.7**	**11**	**5.4 J**	**8.3**	**4.7**	**5.6**	**7.4**	**3.4**	**12**	**7.5**	**3.6**	**4.1**
Nonachlorobiphenyl	NE	NE	< 0.136	< 0.05	< 0.0050	< 0.0052	< 0.0052 UJ	< 0.0050	< 0.0049	< 0.0050	< 0.0050	< 0.0050	< 0.0049	< 0.0050	< 0.0047	< 0.0050
Octachlorobiphenyl	NE	NE	< 0.0815	< 0.03	< 0.0030	< 0.0031	< 0.0031 UJ	< 0.0030	< 0.0029	< 0.0030	< 0.0030	< 0.0030	< 0.0029	< 0.0030	< 0.0028	< 0.0030
Pentachlorobiphenyl	NE	NE	< 0.0543	< 0.02	**0.019**	**0.033**	**0.017 J**	**0.035**	**0.031**	**0.033**	**0.047**	**0.018**	**0.011**	**0.011**	**0.016**	**0.0051**
Tetrachlorobiphenyl	NE	NE	**0.119**	**0.167**	**0.25**	**0.35**	**0.15 J**	**0.21**	**0.19**	**0.30**	**0.33**	**0.17**	**0.087**	**0.10**	**0.13**	**0.065**
Trichlorobiphenyl	NE	NE	**2.56**	**1.15**	**1.0**	**2.2**	**0.58 J**	**0.69**	**0.79**	**1.5**	**1.1**	**0.47**	**0.34**	**0.70**	**0.52**	**0.24**
Total PCB Homologues	**0.5**	**0.5**	**37.6**	**11.1**	**16**	**24.5857**	**10 J**	**14.7391**	**13.4**	**14.338**	**15**	**1.0**	**19**	**17**	**7.4**	**6.1**

Notes:
This is a summary table. Only detected compounds are presented.
Bold = Detected above reporting limit
GWPC = Ground water protection criteria
SWPC = Surface water protection criteria
Orange highlighted cells exceed GWPC
Yellow highlighted cells exceed SWPC
Italicized criteria indicate that criteria value is from CTDEEP Recommended Criteria Values for Common Additional Polluting Substances and Alternative Criteria Requests (September 2018)
<0.01 = Not detected above the specified laboratory reporting limit
NE = Criteriion has not been established
NA = Not analyzed for specific constituent
ug/L = microgram per liter
mg/L = milligram per Liter
(1) 0.1 mg/l is the current recommended screening criteria and requires CTDEEP approval to implement. 0.25 mg/l is the proposed GWPC.
(2) 100 ug/l is the promulgated GWPC. 70 ug/l is the Drinking Water Action Level set by the Connecticut Department of Public Health.

Table 3
Groundwater Analytical Data
February 2013 through November 2020

Location ID Sample ID Sample Date SDG	GWPC	SWPC	MW-AH16R MW-AH16R-011720- 1/17/2020 20A0803	MW-AH16R MW-AH16R-040620- 4/6/2020 20D0235	MW-AH16R MW-AH16R-040620- 4/6/2020 20D0235	MW-AH16R MW-AH16R-071320- 7/13/2020 20G0538	MW-AH16R MW-AH16R-110520- 11/5/2020 20K0258	MW-AJ13 MW-AJ13-021413-1 2/14/2013 SB64588	MW-AJ13 MW-AJ13-021413-2 2/14/2013 SB64588	MW-AJ13 MW-AJ13-051613-1 5/16/2013 SB69757	MW-AJ13 MW-AJ13-051613-2 5/16/2013 SB69757	MW-AJ13 MW-AJ13-08212013- 8/21/2013 SB75529	MW-AJ13 MW-AJ13-08212013- 8/21/2013 SB75529	MW-AJ13 MW-AJ13-11132013- 11/13/2013 SB80244	MW-AJ13 MW-AJ13-11132013- 11/13/2013 SB80244	MW-AJ13 MW-AJ13-04172014- 4/17/2014 14040385
CT ETPH (mg/l)																
Aliphatic Hydrocarbons (ETPH) C9-C36	0.25	0.25	0.87	1.2	1.4	0.89	0.85	< 0.2	< 0.2	< 0.2	< 0.2	< 0.2	< 0.2	< 0.2	< 0.2	NA
Total Petroleum Hydrocarbons	0.25	0.25	NA	NA	NA	NA	NA	< 0.2	< 0.2	< 0.2	< 0.2	< 0.2	< 0.2	< 0.2	< 0.2	NA
Unidentified	NE	NE	NA	NA	NA	NA	NA	< 0.2	< 0.2	< 0.2	< 0.2	< 0.2	< 0.2	< 0.2	< 0.2	NA
VOCs (ug/l)																
1,2,4-Trimethylbenzene	5	49	< 0.50	< 0.50	< 1.0	NA	< 0.50	< 1.00	< 1.00	< 1.00	< 1.00	< 1.00	< 1.00	< 1.00	< 1.00	NA
Acetone	700	10000	< 10	< 10	< 10	NA	< 10	< 10.0	< 10.0	< 10.0	< 10.0	< 10.0	< 10.0	< 10.0	< 10.0	NA
Chloroform	6	14100	< 0.50	< 0.50	< 1.0	NA	< 0.50	< 1.00	< 1.00	< 1.00	< 1.00	< 1.00	< 1.00	< 1.00	< 1.00	NA
Chloromethane	18	10000	< 1.0	< 1.0	< 2.0	NA	< 0.60	< 2.00	< 2.00	< 2.00	< 2.00	< 2.00	< 2.00	< 2.00	< 2.00	NA
Methyl Tert Butyl Ether (MTBE)	70	10000	< 0.50	< 0.50	< 0.50	NA	< 0.50	< 1.00	< 1.00	< 1.00	< 1.00	< 1.00	< 1.00	< 1.00	< 1.00	NA
Naphthalene	280	210	< 2.0	< 2.0	< 5.0	NA	< 2.0	< 1.00	< 1.00	< 1.00	< 1.00	< 1.00	< 1.00	< 1.00	< 1.00	NA
p-Isopropyltoluene	25	200	< 0.50	< 0.50	< 2.0	NA	< 0.50	< 1.00	< 1.00	< 1.00	< 1.00	< 1.00	< 1.00	< 1.00	< 1.00	NA
Tetrachloroethylene	5	88	< 1.0	< 1.0	< 1.0	NA	< 1.0	< 1.00	< 1.00	< 1.00	< 1.00	< 1.00	< 1.00	< 1.00	< 1.00	NA
Tetrahydrofuran	4	9600	< 10	< 10	< 10	NA	< 10	< 2.00	< 2.00	< 2.00	< 2.00	< 2.00	< 2.00	< 2.00	< 2.00	NA
Toluene	1000	4000000	< 1.0	< 1.0	< 1.0	NA	< 1.0	< 1.00	< 1.00	< 1.00	< 1.00	< 1.00	< 1.00	< 1.00	< 1.00	NA
Trichloroethene	5	2340	< 1.0	< 1.0	< 1.0	NA	< 1.0	< 1.00	< 1.00	< 1.00	< 1.00	< 1.00	< 1.00	< 1.00	< 1.00	NA
SVOCs (ug/l)																
2-Methylnaphthalene	28	62	< 0.99	< 0.99	< 0.98	< 0.96	< 0.99	NA	NA	NA	NA	NA	NA	NA	NA	NA
Acenaphthene	420	150	0.34	< 0.30	0.32	0.29	< 0.30	NA	NA	NA	NA	NA	NA	NA	NA	NA
Acenaphthylene	420	0.3	< 0.20	< 0.20	< 0.20	< 0.19	< 0.20	NA	NA	NA	NA	NA	NA	NA	NA	NA
Anthracene	2000	1100000	< 0.20	< 0.20	< 0.20	< 0.19	< 0.20	NA	NA	NA	NA	NA	NA	NA	NA	NA
Benzo(a)anthracene	0.06	0.3	< 0.050	< 0.050	< 0.049	< 0.048	< 0.049	NA	NA	NA	NA	NA	NA	NA	NA	NA
Benzo(a)pyrene	0.2	0.3	< 0.099	< 0.099	< 0.098	< 0.096	< 0.099	NA	NA	NA	NA	NA	NA	NA	NA	NA
Benzo(b)fluoranthene	0.08	0.3	< 0.050	< 0.050	< 0.049	< 0.048	< 0.049	NA	NA	NA	NA	NA	NA	NA	NA	NA
Benzo(g,h,i)perylene	0.48	150	< 0.50	< 0.50	< 0.49	< 0.48	< 0.49	NA	NA	NA	NA	NA	NA	NA	NA	NA
Benzo(k)fluoranthene	0.5	0.3	< 0.20	< 0.20	< 0.20	< 0.19	< 0.20	NA	NA	NA	NA	NA	NA	NA	NA	NA
Chrysene	4.8	0.54	< 0.20	< 0.20	< 0.20	< 0.19	< 0.20	NA	NA	NA	NA	NA	NA	NA	NA	NA
Dibenzo(a,h)anthracene	0.1	0.3	< 0.099	< 0.099	< 0.098	< 0.096	< 0.099	NA	NA	NA	NA	NA	NA	NA	NA	NA
Fluoranthene	280	3700	< 0.50	< 0.50	< 0.49	< 0.48	< 0.49	NA	NA	NA	NA	NA	NA	NA	NA	NA
Fluorene	280	140000	< 0.99	< 0.99	< 0.98	< 0.96	< 0.99	NA	NA	NA	NA	NA	NA	NA	NA	NA
Indeno(1,2,3-cd)pyrene	0.1	0.54	< 0.099	< 0.099	< 0.098	< 0.096	< 0.099	NA	NA	NA	NA	NA	NA	NA	NA	NA
Naphthalene	280	210	< 0.99	< 0.99	< 0.98	< 0.96	< 0.99	NA	NA	NA	NA	NA	NA	NA	NA	NA
Phenanthrene	200	0.077	< 0.050	< 0.050	< 0.049	< 0.048	< 0.049	NA	NA	NA	NA	NA	NA	NA	NA	NA
Pyrene	200	110000	< 0.99	< 0.99	< 0.98	< 0.96	< 0.99	NA	NA	NA	NA	NA	NA	NA	NA	NA
SVOC-SIMs (ug/l)																
1-Methylnaphthalene	5	61	NA	NA	NA	NA	NA	0.086	0.088	< 0.050	< 0.050	0.166	0.078	< 0.050	< 0.050	NA
2-Methylnaphthalene	28	62	NA	NA	NA	NA	NA	0.251	0.262	< 0.050	< 0.050	0.085	0.050	< 0.050	< 0.050	NA
Acenaphthene	420	150	NA	NA	NA	NA	NA	0.262	0.275	< 0.050	< 0.050	< 0.050	< 0.050	< 0.050	< 0.050	NA
Acenaphthylene	420	0.3	NA	NA	NA	NA	NA	0.078	0.081	< 0.050	< 0.050	< 0.050	< 0.050	< 0.050	< 0.050	NA
Anthracene	2000	1100000	NA	NA	NA	NA	NA	< 0.050	< 0.050	< 0.050	< 0.050	< 0.050	< 0.050	< 0.050	< 0.050	NA
Benzo(a)anthracene	0.06	0.3	NA	NA	NA	NA	NA	< 0.050	< 0.050	< 0.050	< 0.050	< 0.050	< 0.050	< 0.050	< 0.050	NA
Benzo(a)pyrene	0.2	0.3	NA	NA	NA	NA	NA	< 0.050	< 0.050	< 0.050	< 0.050	< 0.050	< 0.050	< 0.050	< 0.050	NA
Benzo(b)fluoranthene	0.08	0.3	NA	NA	NA	NA	NA	< 0.050	< 0.050	< 0.050	< 0.050	< 0.050	< 0.050	< 0.050	< 0.050	NA
Benzo(g,h,i)perylene	0.48	150	NA	NA	NA	NA	NA	< 0.050	< 0.050	< 0.050	< 0.050	< 0.050	< 0.050	< 0.050	< 0.050	NA
Benzo(k)fluoranthene	0.5	0.3	NA	NA	NA	NA	NA	< 0.050	< 0.050	< 0.050	< 0.050	< 0.050	< 0.050	< 0.050	< 0.050	NA
Chrysene	4.8	0.54	NA	NA	NA	NA	NA	< 0.050	< 0.050	< 0.050	< 0.050	< 0.050	< 0.050	< 0.050	< 0.050	NA
Dibenzo(a,h)anthracene	0.1	0.3	NA	NA	NA	NA	NA	< 0.050	< 0.050	< 0.050	< 0.050	< 0.050	< 0.050	< 0.050	< 0.050	NA
Fluoranthene	280	3700	NA	NA	NA	NA	NA	< 0.050	< 0.050	< 0.050	< 0.050	< 0.050	< 0.050	< 0.050	< 0.050	NA
Fluorene	280	140000	NA	NA	NA	NA	NA	0.160	0.158	< 0.050	< 0.050	< 0.050	< 0.050	< 0.050	< 0.050	NA
Indeno(1,2,3-cd)pyrene	0.1	0.54	NA	NA	NA	NA	NA	< 0.050	< 0.050	< 0.050	< 0.050	< 0.050	< 0.050	< 0.050	< 0.050	NA
Naphthalene	280	210	NA	NA	NA	NA	NA	0.650	0.695	< 0.050	< 0.050	0.081	0.054	< 0.050	< 0.050	NA
Phenanthrene	200	0.077	NA	NA	NA	NA	NA	0.177	0.170	< 0.050	< 0.050	< 0.050	< 0.050	< 0.050	< 0.050	NA
Pyrene	200	110000	NA	NA	NA	NA	NA	< 0.050	< 0.050	< 0.050	< 0.050	< 0.050	< 0.050	< 0.050	< 0.050	NA
Total Metals (mg/l)																
Antimony	0.006	86	< 0.0010	< 0.0010	< 0.0010	< 0.0010	< 0.0010	< 0.0060	< 0.0060	< 0.0060	< 0.0060	< 0.0060	< 0.0060	< 0.0060	< 0.0060	NA
Arsenic	0.05	0.004	0.0043	0.0048	0.0052	0.01	0.0068	< 0.0040	< 0.0040	< 0.0040	< 0.0040	< 0.0040	< 0.0040	< 0.0040	< 0.0040	NA
Barium	1	2.2	0.31	0.28	0.28	0.59	0.3	0.0951	0.109	0.113	0.119	0.170	0.172	0.159	0.156	NA
Beryllium	0.004	0.004	< 0.00040	< 0.00040	< 0.00040	< 0.00040	< 0.00040	< 0.0020	< 0.0020	< 0.0020	< 0.0020	< 0.0020	< 0.0020	< 0.0020	< 0.0020	NA
Cadmium	0.005	0.006	< 0.00020	< 0.00020	< 0.00020	< 0.00020	< 0.00020	< 0.0025	< 0.0025	< 0.0025	< 0.0025	< 0.0025	< 0.0025	< 0.0025	< 0.0025	NA
Calcium	NE	NE	NA	NA	NA	NA	NA	21.4	23.8	29.2	31.3	41.3	42.0	43.1	42.6	NA
Chromium	0.05	NE	< 0.0010	0.0012	0.0012	0.0020	0.0017	< 0.0050	< 0.0050	< 0.0050	< 0.0050	< 0.0050	< 0.0050	< 0.0050	< 0.0050	NA
Cobalt	NE	NE	NA	NA	NA	NA	0.0011	NA	NA	NA	NA	NA	NA	NA	NA	NA
Copper	1.3	0.048	0.0044	0.0063	0.0066	0.0050	0.0068	< 0.0050	< 0.0050	< 0.0050	< 0.0050	< 0.0050	< 0.0050	< 0.0050	< 0.0050	NA
Iron	NE	10	NA	NA	NA	NA	18	2.30	2.89	8.67	9.58	13.3	13.5	11.9	11.4	NA
Lead	0.015	0.013	0.00095	< 0.00050	0.00050	< 0.00050	0.0015	< 0.0075	< 0.0075	< 0.0075	< 0.0075	< 0.0075	< 0.0075	< 0.0075	< 0.0075	NA
Magnesium	NE	NE	NA	NA	NA	NA	22	6.62	7.88	13.5	14.5	18.5	18.7	19.4	19.4	NA
Manganese	0.5	0.93	NA	NA	NA	NA	NA	0.272	0.327	0.583	0.634	0.813	0.818	0.837	0.814	NA
Mercury	0.002	0.0004	< 0.00010	< 0.00010	< 0.00010	< 0.00010	< 0.00010	< 0.00020	< 0.00020	< 0.00020	< 0.00020	< 0.00020	< 0.00020	< 0.00020	< 0.00020	NA
Nickel	0.1	0.88	< 0.0050	0.0059	0.0058	0.0064	0.0051	0.0067	0.0074	< 0.0050	< 0.0050	< 0.0050	< 0.0050	< 0.0050	< 0.0050	NA
Potassium	NE	NE	NA	NA	NA	NA	NA	3.42	3.60	3.53	3.63	4.53	4.63	4.85	4.82	NA
Selenium	0.05	0.05	< 0.0050	0.0057	0.0059	0.0083	0.0063	< 0.0150	< 0.0150	< 0.0150	< 0.0150	< 0.0150	< 0.0150	< 0.0150	< 0.0150	NA
Silver	0.036	0.012	< 0.00020	< 0.00020	< 0.00020	< 0.00020	< 0.00020	< 0.0050	< 0.0050	< 0.0050	< 0.0050	< 0.0050	< 0.0050	< 0.0050	< 0.0050	NA
Sodium	NE	NE	NA	NA	NA	NA	NA	5.42	6.11	7.72	7.21	9.40	9.56	9.66	9.58	NA
Thallium	0.005	0.063	< 0.00020	< 0.00020	< 0.00020	< 0.00020	< 0.00020	< 0.0050	< 0.0050	< 0.0050	< 0.0050	< 0.0050	< 0.0050	< 0.0050	< 0.0050	NA
Vanadium	0.05	0.27	< 0.0050	< 0.0050	< 0.0050	< 0.0050	< 0.0050	< 0.0050	< 0.0050	< 0.0050	< 0.0050	< 0.0050	< 0.0050	< 0.0050	< 0.0050	NA
Zinc	5	0.123	0.014	0.011	0.012	< 0.01	0.014	0.132	0.105	0.220	0.0121	< 0.0125	< 0.0125	0.0450	0.0384	NA

Table 3
Groundwater Analytical Data
February 2013 through November 2020

Location ID Sample ID Sample Date SDG	GWPC	SWPC	MW-AH16R MW-AH16R-011720-1 1/17/2020 20A0803	MW-AH16R MW-AH16R-040620-1 4/6/2020 20D0235	MW-AH16R MW-AH16R-040620-2 4/6/2020 20D0235	MW-AH16R MW-AH16R-071320-1 7/13/2020 20G0538	MW-AH16R MW-AH16R-110520-1 11/5/2020 20K0258	MW-AJ13 MW-AJ13-021413-1 2/14/2013 SB64588	MW-AJ13 MW-AJ13-021413-2 2/14/2013 SB64588	MW-AJ13 MW-AJ13-051613-1 5/16/2013 SB69757	MW-AJ13 MW-AJ13-051613-2 5/16/2013 SB69757	MW-AJ13 MW-AJ13-08212013-1 8/21/2013 SB75529	MW-AJ13 MW-AJ13-08212013-2 8/21/2013 SB75529	MW-AJ13 MW-AJ13-11132013-1 11/13/2013 SB80244	MW-AJ13 MW-AJ13-11132013-2 11/13/2013 SB80244	MW-AJ13 MW-AJ13-04172014-1 4/17/2014 14040385
PCBs (ug/l)																
Aroclor 1016	NE	NE	NA	NA	NA	NA	NA	NA	NA	NA	NA	NA	NA	NA	NA	NA
Aroclor 1221	NE	NE	NA	NA	NA	NA	NA	NA	NA	NA	NA	NA	NA	NA	NA	NA
Aroclor 1232	NE	NE	NA	NA	NA	NA	NA	NA	NA	NA	NA	NA	NA	NA	NA	NA
Aroclor 1242	NE	NE	NA	NA	NA	NA	NA	NA	NA	NA	NA	NA	NA	NA	NA	NA
Aroclor 1248	NE	NE	NA	NA	NA	NA	NA	NA	NA	NA	NA	NA	NA	NA	NA	NA
Aroclor 1254	NE	NE	NA	NA	NA	NA	NA	NA	NA	NA	NA	NA	NA	NA	NA	NA
Aroclor 1260	NE	NE	NA	NA	NA	NA	NA	NA	NA	NA	NA	NA	NA	NA	NA	NA
Aroclor 1262	NE	NE	NA	NA	NA	NA	NA	NA	NA	NA	NA	NA	NA	NA	NA	NA
Aroclor 1268	NE	NE	NA	NA	NA	NA	NA	NA	NA	NA	NA	NA	NA	NA	NA	NA
Total PCB Aroclors	0.5	0.5	NA	NA	NA	NA	NA	NA	NA	NA	NA	NA	NA	NA	NA	NA
Pesticides (ug/l)																
Total Pesticides	NE	NE	NA	NA	NA	NA	< 0.040	NA	NA	NA	NA	NA	NA	NA	NA	NA
Herbicides (ug/l)																
Total Herbicides	NE	NE	NA	NA	NA	NA	< 1.3	NA	NA	NA	NA	NA	NA	NA	NA	NA
PCB Homologs (ug/l)																
Decachlorobiphenyl (PCB-209)	NE	NE	< 0.0049	< 0.0050	< 0.0050	< 0.0050	< 0.0051	< 0.025	< 0.025	< 0.0263	< 0.0278	< 0.025	< 0.025	< 0.025	< 0.025	< 0.0625
Dichlorobiphenyl	NE	NE	**2.5**	**1.7**	**1.8**	**2.8**	**1.4**	**3.32**	**3.21**	**0.598**	**0.723**	**0.767**	**0.717**	**0.877**	**0.911**	**3.78**
Heptachlorobiphenyl	NE	NE	< 0.0029	< 0.0030	< 0.0030	< 0.0030	< 0.0031	< 0.015	< 0.015	< 0.0158	< 0.0167	< 0.015	< 0.015	< 0.015	< 0.015	< 0.0375
Hexachlorobiphenyl	NE	NE	< 0.0019	< 0.0020	< 0.0020	< 0.0020	< 0.0020	< 0.01	< 0.01	< 0.0105	< 0.0111	< 0.01	< 0.01	< 0.01	< 0.01	< 0.025
Monochlorobiphenyl	NE	NE	**6.4**	**4.6**	**4.7**	**3.8**	**1.8**	**0.153**	**0.114**	**0.0702**	**0.0823**	**0.160**	**0.145**	**0.206**	**0.207**	< 0.0125
Nonachlorobiphenyl	NE	NE	< 0.0049	< 0.0050	< 0.0050	< 0.0050	< 0.0051	< 0.025	< 0.025	< 0.0263	< 0.0278	< 0.025	< 0.025	< 0.025	< 0.025	< 0.0625
Octachlorobiphenyl	NE	NE	< 0.0029	< 0.0030	< 0.0030	< 0.0030	< 0.0031	< 0.015	< 0.015	< 0.0158	< 0.0167	< 0.015	< 0.015	< 0.015	< 0.015	< 0.0375
Pentachlorobiphenyl	NE	NE	**0.0064**	**0.0032**	**0.0033**	**0.0044**	**0.0072**	< 0.01	< 0.01	< 0.0105	< 0.0111	< 0.01	< 0.01	< 0.01	< 0.01	**0.946**
Tetrachlorobiphenyl	NE	NE	**0.080**	**0.039**	**0.034**	**0.051**	**0.067**	**0.493**	**0.307**	**0.103**	**0.130**	**0.0691**	**0.0726**	**0.425**	**0.424**	**3.95**
Trichlorobiphenyl	NE	NE	**0.29**	**0.17**	**0.14**	**0.29**	**0.29**	**3.12**	**2.90**	**0.362**	**0.472**	**0.357**	**0.374**	**0.791**	**0.779**	**6.40**
Total PCB Homologues	**0.5**	**0.5**	**9.3**	**6.6**	**6.7**	**6.9**	**3.6**	**7.09**	**6.54**	**1.13**	**1.41**	**1.35**	**1.31**	**2.30**	**2.32**	**15.1**

Notes:
This is a summary table. Only detected compounds are presented.
Bold = Detected above reporting limit
GWPC = Ground water protection criteria
SWPC = Surface water protection criteria
Orange highlighted cells exceed GWPC
Yellow highlighted cells exceed SWPC
Italicized criteria indicate that criteria value is from CTDEEP Recommended Criteria Values for Common Additional Polluting Substances and Alternative Criteria Requests (September 2018)
<0.01 = Not detected above the specified laboratory reporting limit
NE = Criteriion has not been established
NA = Not analyzed for specific constituent
ug/L = microgram per liter
mg/L = milligram per Liter
(1) 0.1 mg/l is the current recommended screening criteria and requires CTDEEP approval to implement. 0.25 mg/l is the proposed GWPC.
(2) 100 ug/l is the promulgated GWPC. 70 ug/l is the Drinking Water Action Level set by the Connecticut Department of Public Health.

Table 3
Groundwater Analytical Data
February 2013 through November 2020

Location ID Sample ID Sample Date SDG	GWPC	SWPC	MW-AJ13 MW-AJ13-092514-1 9/25/2014 14090859	MW-AJ13 MW-AJ13-121714-1 12/17/2014 SC01370	MW-AJ13 MW-AJ13-071515-1 7/15/2015 GBJ47837	MW-AJ13 MW-AJ13-102815 10/28/2015 GBK15071	MW-AJ13 MW-AJ13-011216 1/12/2016 16010209	MW-AJ13 MW-AJ13-041316 4/13/2016 16040311	MW-AJ13 MW-AJ13-082416 8/24/2016 GBN97446	MW-AJ13 MW-AJ13-20170411- 4/11/2017 17D0409	MW-AJ13 MW-AJ13-082917-1 8/24/2017 GBY92749	MW-AJ13 MW-AJ13-111417-1 11/14/2017 17K0813	MW-AJ13 MW-AJ13-030818-1 3/6/2018 18C0346	MW-AJ13 MW-AJ13-062718-1 6/27/2018 GCA79842	MW-AJ13 MW-AJ13-092718-1 9/27/2018 18I1258	MW-AJ13 MW-AJ13-121218-1 12/12/2018 18L0583
CT ETPH (mg/l)																
Aliphatic Hydrocarbons (ETPH) C9-C36	**0.25**	*0.25*	NA	NA	NA	NA	NA	NA	NA	NA	NA	NA	NA	NA	NA	**0.19**
Total Petroleum Hydrocarbons	**0.25**	*0.25*	NA	NA	NA	NA	NA	NA	NA	NA	NA	NA	NA	NA	NA	NA
Unidentified	NE	NE	NA	NA	NA	NA	NA	NA	NA	NA	NA	NA	NA	NA	NA	NA
VOCs (ug/l)																
1,2,4-Trimethylbenzene	*5*	*49*	NA	NA	NA	NA	NA	NA	NA	NA	NA	NA	NA	NA	NA	< 0.50
Acetone	700	*10000*	NA	NA	NA	NA	NA	NA	NA	NA	NA	NA	NA	NA	NA	< 20
Chloroform	**6**	14100	NA	NA	NA	NA	NA	NA	NA	NA	NA	NA	NA	NA	NA	< 0.50
Chloromethane	*18*	*10000*	NA	NA	NA	NA	NA	NA	NA	NA	NA	NA	NA	NA	NA	< 2.0
Methyl Tert Butyl Ether (MTBE)	70	*10000*	NA	NA	NA	NA	NA	NA	NA	NA	NA	NA	NA	NA	NA	< 0.50
Naphthalene	280	*210*	NA	NA	NA	NA	NA	NA	NA	NA	NA	NA	NA	NA	NA	< 5.0
p-Isopropyltoluene	*25*	*200*	NA	NA	NA	NA	NA	NA	NA	NA	NA	NA	NA	NA	NA	< 0.50
Tetrachloroethylene	5	88	NA	NA	NA	NA	NA	NA	NA	NA	NA	NA	NA	NA	NA	< 1.0
Tetrahydrofuran	*4*	*9600*	NA	NA	NA	NA	NA	NA	NA	NA	NA	NA	NA	NA	NA	< 10
Toluene	1000	4000000	NA	NA	NA	NA	NA	NA	NA	NA	NA	NA	NA	NA	NA	< 1.0
Trichloroethene	5	2340	NA	NA	NA	NA	NA	NA	NA	NA	NA	NA	NA	NA	NA	< 1.0
SVOCs (ug/l)																
2-Methylnaphthalene	*28*	*62*	NA	NA	< 0.10	< 0.05	< 0.05	< 0.05	< 0.05	< 0.05	< 0.05	< 0.05	NA	< 0.05	< 0.05	< 1.0
Acenaphthene	*420*	*150*	NA	NA	< 0.10	< 0.05	< 0.05	< 0.05	< 0.05	< 0.05	< 0.05	< 0.05	NA	< 0.05	< 0.05	< 0.30
Acenaphthylene	420	**0.3**	NA	NA	< 0.10	< 0.05	< 0.05	< 0.05	< 0.05	< 0.05	< 0.05	< 0.05	NA	< 0.05	< 0.05	< 0.20
Anthracene	2000	1100000	NA	NA	< 0.10	< 0.05	< 0.05	< 0.05	< 0.05	< 0.05	< 0.05	< 0.05	NA	< 0.05	< 0.05	< 0.20
Benzo(a)anthracene	**0.06**	**0.3**	NA	NA	< 0.02	< 0.05	< 0.05	< 0.05	< 0.05	< 0.05	< 0.05	< 0.05	NA	< 0.05	< 0.05	< 0.050
Benzo(a)pyrene	**0.2**	**0.3**	NA	NA	< 0.02	< 0.05	< 0.05	< 0.05	< 0.05	< 0.05	< 0.05	< 0.05	NA	< 0.05	< 0.05	< 0.10
Benzo(b)fluoranthene	**0.08**	**0.3**	NA	NA	< 0.02	< 0.05	< 0.05	< 0.05	< 0.05	< 0.05	< 0.05	< 0.05	NA	< 0.05	< 0.05	< 0.050
Benzo(g,h,i)perylene	*0.48*	*150*	NA	NA	< 0.10	< 0.05	< 0.05	< 0.05	< 0.05	< 0.05	< 0.05	< 0.05	NA	< 0.05	< 0.05	< 0.50
Benzo(k)fluoranthene	**0.5**	**0.3**	NA	NA	< 0.02	< 0.05	< 0.05	< 0.05	< 0.05	< 0.05	< 0.05	< 0.05	NA	< 0.05	< 0.05	< 0.20
Chrysene	*4.8*	*0.54*	NA	NA	< 0.02	< 0.05	< 0.05	< 0.05	< 0.05	< 0.05	< 0.05	< 0.05	NA	< 0.05	< 0.05	< 0.20
Dibenzo(a,h)anthracene	*0.1*	*0.3*	NA	NA	< 0.01	< 0.01	< 0.01	< 0.01	< 0.01	< 0.01	< 0.01	< 0.01	NA	< 0.01	< 0.01	< 0.10
Fluoranthene	280	3700	NA	NA	< 0.10	< 0.05	< 0.05	< 0.05	< 0.05	< 0.05	< 0.05	< 0.05	NA	< 0.05	< 0.05	< 0.50
Fluorene	280	140000	NA	NA	< 0.10	< 0.05	< 0.05	< 0.05	< 0.05	< 0.05	< 0.05	< 0.05	NA	< 0.05	< 0.05	< 1.0
Indeno(1,2,3-cd)pyrene	*0.1*	*0.54*	NA	NA	< 0.02	< 0.05	< 0.05	< 0.05	< 0.05	< 0.05	< 0.05	< 0.05	NA	< 0.05	< 0.05	< 0.10
Naphthalene	280	*210*	NA	NA	< 0.10	< 0.10	< 0.10	< 0.10	< 0.10	< 0.10	< 0.11	< 0.10	NA	< 0.10	< 0.09	< 1.0
Phenanthrene	200	**0.077**	NA	NA	< 0.07	< 0.05	< 0.05	< 0.05	< 0.05	< 0.05	< 0.05	< 0.05	NA	< 0.05	< 0.05	< 0.050
Pyrene	200	110000	NA	NA	< 0.10	< 0.05	< 0.05	< 0.05	< 0.05	< 0.05	< 0.05	< 0.05	NA	< 0.05	< 0.05	< 1.0
SVOC-SIMs (ug/l)																
1-Methylnaphthalene	*5*	*61*	NA	< 0.050	NA	NA	NA	NA	NA	NA	NA	NA	NA	NA	NA	NA
2-Methylnaphthalene	*28*	*62*	NA	< 0.050	NA	NA	NA	NA	NA	NA	NA	NA	< 0.05	NA	NA	NA
Acenaphthene	*420*	*150*	NA	< 0.050	NA	NA	NA	NA	NA	NA	NA	NA	< 0.05	NA	NA	NA
Acenaphthylene	420	0.3	NA	< 0.050	NA	NA	NA	NA	NA	NA	NA	NA	< 0.05	NA	NA	NA
Anthracene	2000	1100000	NA	< 0.050	NA	NA	NA	NA	NA	NA	NA	NA	< 0.05	NA	NA	NA
Benzo(a)anthracene	**0.06**	0.3	NA	< 0.050	NA	NA	NA	NA	NA	NA	NA	NA	< 0.05	NA	NA	NA
Benzo(a)pyrene	0.2	0.3	NA	< 0.050	NA	NA	NA	NA	NA	NA	NA	NA	< 0.05	NA	NA	NA
Benzo(b)fluoranthene	**0.08**	0.3	NA	< 0.050	NA	NA	NA	NA	NA	NA	NA	NA	< 0.05	NA	NA	NA
Benzo(g,h,i)perylene	*0.48*	*150*	NA	< 0.050	NA	NA	NA	NA	NA	NA	NA	NA	< 0.05	NA	NA	NA
Benzo(k)fluoranthene	0.5	0.3	NA	< 0.050	NA	NA	NA	NA	NA	NA	NA	NA	< 0.05	NA	NA	NA
Chrysene	*4.8*	*0.54*	NA	< 0.050	NA	NA	NA	NA	NA	NA	NA	NA	< 0.05	NA	NA	NA
Dibenzo(a,h)anthracene	*0.1*	*0.3*	NA	< 0.050	NA	NA	NA	NA	NA	NA	NA	NA	< 0.01	NA	NA	NA
Fluoranthene	280	3700	NA	< 0.050	NA	NA	NA	NA	NA	NA	NA	NA	**0.05**	NA	NA	NA
Fluorene	280	140000	NA	< 0.050	NA	NA	NA	NA	NA	NA	NA	NA	< 0.05	NA	NA	NA
Indeno(1,2,3-cd)pyrene	*0.1*	*0.54*	NA	< 0.050	NA	NA	NA	NA	NA	NA	NA	NA	< 0.05	NA	NA	NA
Naphthalene	280	*210*	NA	< 0.050	NA	NA	NA	NA	NA	NA	NA	NA	< 0.10	NA	NA	NA
Phenanthrene	200	**0.077**	NA	< 0.050	NA	NA	NA	NA	NA	NA	NA	NA	**0.1**	NA	NA	NA
Pyrene	200	110000	NA	< 0.050	NA	NA	NA	NA	NA	NA	NA	NA	< 0.05	NA	NA	NA
Total Metals (mg/l)																
Antimony	**0.006**	86	NA	< 0.0060	< 0.005	< 0.005	< 0.005	< 0.005	< 0.005	< 0.005	< 0.005	< 0.005	NA	< 0.005	< 0.005	< 0.0050
Arsenic	**0.05**	**0.004**	NA	< 0.0040	**0.017**	**0.024**	**0.030**	**0.027**	**0.144**	**0.030**	**0.090**	**0.079**	< 0.004	**0.020**	< 0.004	**0.0074**
Barium	**1**	**2.2**	NA	**0.0250**	**0.038**	**0.047**	**0.092**	**0.075**	**0.169**	**0.128**	**0.068**	**0.054**	**0.024**	**0.058**	**0.037**	**0.08**
Beryllium	**0.004**	**0.004**	NA	**0.0120**	**0.001**	< 0.001	**0.001**	< 0.001	< 0.001	< 0.001	< 0.001	< 0.001	NA	< 0.001	< 0.001	< 0.0020
Cadmium	0.005	0.006	NA	< 0.0025	< 0.001	**0.001**	< 0.001	< 0.001	< 0.001	< 0.001	< 0.001	< 0.001	< 0.001	< 0.001	< 0.001	< 0.0025
Calcium	NE	NE	NA	NA	NA	NA	NA	NA	NA	NA	NA	NA	NA	NA	NA	NA
Chromium	**0.05**	NE	NA	< 0.0050	< 0.001	< 0.001	< 0.001	< 0.001	< 0.001	**0.001**	**0.002**	**0.002**	< 0.001	**0.001**	< 0.001	< 0.0050
Cobalt	NE	NE	NA	NA	NA	NA	NA	NA	NA	NA	NA	NA	NA	NA	NA	NA
Copper	1.3	**0.048**	NA	**0.0108**	**0.007**	< 0.005	< 0.005	< 0.005	< 0.005	< 0.005	< 0.005	< 0.005	NA	< 0.005	< 0.005	< 0.025
Iron	NE	*10*	NA	NA	NA	NA	NA	NA	NA	NA	NA	NA	NA	NA	NA	NA
Lead	**0.015**	**0.013**	NA	**0.0110**	**0.002**	**0.003**	< 0.002	**0.002**	< 0.002	**0.002**	< 0.002	< 0.002	**0.004**	< 0.002	< 0.002	< 0.0050
Magnesium	NE	NE	NA	NA	NA	NA	NA	NA	NA	NA	NA	NA	NA	NA	NA	NA
Manganese	*0.5*	*0.93*	NA	NA	NA	NA	NA	NA	NA	NA	NA	NA	NA	NA	NA	NA
Mercury	0.002	0.0004	NA	< 0.00020	< 0.0002	< 0.0002	< 0.0002	< 0.0002	< 0.0002	< 0.0002	< 0.0002	< 0.0002	< 0.0002	< 0.0002	< 0.0002	< 0.00010
Nickel	**0.1**	**0.88**	NA	**1.34**	**0.118**	**0.073**	**0.059**	**0.027**	**0.017**	**0.016**	**0.004**	**0.004**	NA	**0.006**	**0.007**	< 0.025
Potassium	NE	NE	NA	NA	NA	NA	NA	NA	NA	NA	NA	NA	NA	NA	NA	NA
Selenium	0.05	0.05	NA	< 0.0150	< 0.010	< 0.010	< 0.010	< 0.010	< 0.010	< 0.010	< 0.010	< 0.010	< 0.010	< 0.010	< 0.010	< 0.025
Silver	0.036	0.012	NA	< 0.0050	< 0.001	< 0.001	< 0.001	< 0.001	< 0.001	< 0.001	< 0.001	< 0.001	< 0.001	< 0.001	< 0.001	< 0.0025
Sodium	NE	NE	NA	NA	NA	NA	NA	NA	NA	NA	NA	NA	NA	NA	< 0.0005	NA
Thallium	**0.005**	0.063	NA	< 0.0050	< 0.001	< 0.001	< 0.001	< 0.001	< 0.001	< 0.0005	< 0.001	< 0.001	NA	< 0.0005	NA	< 0.0010
Vanadium	**0.05**	*0.27*	NA	**0.0152**	< 0.002	< 0.002	< 0.002	< 0.002	< 0.002	< 0.002	**0.007**	**0.004**	NA	**0.005**	< 0.002	< 0.025
Zinc	**5**	**0.123**	NA	**0.976**	**0.151**	**0.118**	**0.643**	**0.994**	**0.061**	**0.716**	**0.918**	**3.71**	NA	**1.66**	**3.69**	**4**

Table 3
Groundwater Analytical Data
February 2013 through November 2020

Location ID Sample ID Sample Date SDG	GWPC	SWPC	MW-AJ13 MW-AJ13-092514-1 9/25/2014 14090859	MW-AJ13 MW-AJ13-121714-1 12/17/2014 SC01370	MW-AJ13 MW-AJ13-071515-1 7/15/2015 GBJ47837	MW-AJ13 MW-AJ13-102815 10/28/2015 GBK15071	MW-AJ13 MW-AJ13-011216 1/12/2016 16010209	MW-AJ13 MW-AJ13-041316 4/13/2016 16040311	MW-AJ13 MW-AJ13-082416 8/24/2016 GBN97446	MW-AJ13 MW-AJ13-20170411- 4/11/2017 17D0409	MW-AJ13 MW-AJ13-082917-1 8/24/2017 GBY92749	MW-AJ13 MW-AJ13-111417-1 11/14/2017 17K0813	MW-AJ13 MW-AJ13-030818-1 3/6/2018 18C0346	MW-AJ13 MW-AJ13-062718-1 6/27/2018 GCA79842	MW-AJ13 MW-AJ13-092718-1 9/27/2018 18I1258	MW-AJ13 MW-AJ13-121218-1 12/12/2018 18L0583
PCBs (ug/l)																
Aroclor 1016	NE	NE	NA	NA	NA	NA	NA	NA	NA	NA	NA	NA	NA	NA	NA	NA
Aroclor 1221	NE	NE	NA	NA	NA	NA	NA	NA	NA	NA	NA	NA	NA	NA	NA	NA
Aroclor 1232	NE	NE	NA	NA	NA	NA	NA	NA	NA	NA	NA	NA	NA	NA	NA	NA
Aroclor 1242	NE	NE	NA	NA	NA	NA	NA	NA	NA	NA	NA	NA	NA	NA	NA	NA
Aroclor 1248	NE	NE	NA	NA	NA	NA	NA	NA	NA	NA	NA	NA	NA	NA	NA	NA
Aroclor 1254	NE	NE	NA	NA	NA	NA	NA	NA	NA	NA	NA	NA	NA	NA	NA	NA
Aroclor 1260	NE	NE	NA	NA	NA	NA	NA	NA	NA	NA	NA	NA	NA	NA	NA	NA
Aroclor 1262	NE	NE	NA	NA	NA	NA	NA	NA	NA	NA	NA	NA	NA	NA	NA	NA
Aroclor 1268	NE	NE	NA	NA	NA	NA	NA	NA	NA	NA	NA	NA	NA	NA	NA	NA
Total PCB Aroclors	0.5	0.5	NA	NA	NA	NA	NA	NA	NA	NA	NA	NA	NA	NA	NA	NA
Pesticides (ug/l)																
Total Pesticides	NE	NE	NA	NA	NA	NA	NA	NA	NA	NA	NA	NA	NA	NA	NA	NA
Herbicides (ug/l)																
Total Herbicides	NE	NE	NA	NA	NA	NA	NA	NA	NA	NA	NA	NA	NA	NA	NA	NA
PCB Homologs (ug/l)																
Decachlorobiphenyl (PCB-209)	NE	NE	< 0.025	< 0.025	< 0.0294	NA	< 0.025	< 0.0272	< 0.025	< 0.0051	< 0.0050 UJ	< 0.0050	< 0.0049	< 0.0050	< 0.0050	< 0.0050
Dichlorobiphenyl	NE	NE	**2.65**	**3.03**	**1.40**	NA	< 0.005	**3.52**	**1.39**	**1.7**	**2.7 J**	**1.2**	**0.38**	**0.41**	**0.47**	**0.30**
Heptachlorobiphenyl	NE	NE	< 0.015	< 0.015	< 0.0176	NA	< 0.015	< 0.0163	< 0.015	< 0.0031	< 0.0030 UJ	< 0.0030	< 0.0029	< 0.0030	< 0.0030	< 0.0030
Hexachlorobiphenyl	NE	NE	< 0.01	< 0.01	< 0.0118	NA	< 0.01	< 0.0109	< 0.01	< 0.0020	< 0.0020 UJ	< 0.0020	**0.011**	< 0.0020	**0.0036**	< 0.0020
Monochlorobiphenyl	NE	NE	**0.276**	**0.407**	**0.250**	NA	< 0.005	**0.227**	**0.165**	**0.024**	**0.019 J**	**0.010**	**0.0015**	< 0.0010	**0.0036**	**0.0056**
Nonachlorobiphenyl	NE	NE	< 0.025	< 0.025	< 0.0294	NA	< 0.025	< 0.0272	< 0.025	< 0.0051	< 0.0050 UJ	< 0.0050	< 0.0049	< 0.0050	< 0.0050	< 0.0050
Octachlorobiphenyl	NE	NE	< 0.015	< 0.015	< 0.0176	NA	< 0.015	< 0.0163	< 0.015	< 0.0031	< 0.0030 UJ	< 0.0030	< 0.0029	< 0.0030	< 0.0030	< 0.0030
Pentachlorobiphenyl	NE	NE	< 0.01	< 0.01	< 0.0118	NA	< 0.01	< 0.0109	< 0.01	**0.029**	**0.080 J**	**0.096**	**0.13**	**0.052**	**0.071**	**0.049**
Tetrachlorobiphenyl	NE	NE	**0.144**	**0.176**	**0.164**	NA	< 0.01	**0.775**	**0.475**	**0.34**	**0.65 J**	**0.71**	**0.56**	**0.41**	**0.66**	**0.44**
Trichlorobiphenyl	NE	NE	**1.36**	**1.90**	**0.902**	NA	< 0.005	**3.24**	**1.31**	**1.6**	**2.9 J**	**2.8**	**1.7**	**1.7**	**2.6**	**1.9**
Total PCB Homologues	**0.5**	**0.5**	**4.43**	**5.52**	**2.72**	NA	< 0.025	**7.76**	**3.34**	**3.693**	**6.3 J**	**4.816**	**2.7825**	**2.572**	**3.8**	**2.7**

Notes:
This is a summary table. Only detected compounds are presented.
Bold = Detected above reporting limit
GWPC = Ground water protection criteria
SWPC = Surface water protection criteria
Orange highlighted cells exceed GWPC
Yellow highlighted cells exceed SWPC
Italicized criteria indicate that criteria value is from CTDEEP Recommended Criteria Values for Common Additional Polluting Substances and Alternative Criteria Requests (September 2018)
<0.01 = Not detected above the specified laboratory reporting limit
NE = Criteriion has not been established
NA = Not analyzed for specific constituent
ug/L = microgram per liter
mg/L = milligram per Liter
(1) 0.1 mg/l is the current recommended screening criteria and requires CTDEEP approval to implement. 0.25 mg/l is the proposed GWPC.
(2) 100 ug/l is the promulgated GWPC. 70 ug/l is the Drinking Water Action Level set by the Connecticut Department of Public Health.

Table 3
Groundwater Analytical Data
February 2013 through November 2020

Location ID Sample ID Sample Date SDG	GWPC	SWPC	MW-AJ13 MW-AJ13-041819-1 4/18/2019 19D0971	MW-AJ13 MW-AJ13-071819-1 7/18/2019 19G0975	MW-AJ13 MW-AJ13-102419-1 10/24/2019 19J1561	MW-AJ13 MW-AJ13-011720-1 1/17/2020 20A0803	MW-AJ13 MW-AJ13-040820-1 4/8/2020 20D0340	MW-AJ13 MW-AJ13-070920-1 7/9/2020 20G0415	MW-AJ13 MW-AJ13-110220-1 11/2/2020 20K0034	MW-AJ13D MW-AJ13D-082917-1 8/29/2017 17H1571	MW-AJ13D MW-AJ13D-111417-1 11/14/2017 17K0813	MW-AJ13D MW-AJ13D-030818-1 3/6/2018 18C0346	MW-AJ13D MW-AJ13D-067218-1 6/27/2018 18F1384	MW-AJ13D MW-AJ13D-092718-1 9/27/2018 18I1258	MW-AJ13D MW-AJ13D-121218-1 12/12/2018 18L0583	MW-AJ13D MW-AJ13D-041819-1 4/18/2019 19D0971
CT ETPH (mg/l)																
Aliphatic Hydrocarbons (ETPH) C9-C36	**0.25**	*0.25*	**0.20**	**0.26**	**0.48**	**0.37**	**0.32**	**0.77**	**0.39**	NA	NA	NA	NA	NA	NA	NA
Total Petroleum Hydrocarbons	**0.25**	*0.25*	NA	NA	NA	NA	NA	NA	NA	NA	NA	NA	NA	NA	NA	NA
Unidentified	NE	NE	NA	NA	NA	NA	NA	NA	NA	NA	NA	NA	NA	NA	NA	NA
VOCs (ug/l)																
1,2,4-Trimethylbenzene	*5*	*49*	< 0.50	NA	NA	NA	NA	NA	NA	NA	NA	NA	NA	NA	NA	NA
Acetone	700	*10000*	< 10	NA	NA	NA	NA	NA	NA	NA	NA	NA	NA	NA	NA	NA
Chloroform	**6**	14100	< 0.50	NA	NA	NA	NA	NA	NA	NA	NA	NA	NA	NA	NA	NA
Chloromethane	*18*	*10000*	< 0.60	NA	NA	NA	NA	NA	NA	NA	NA	NA	NA	NA	NA	NA
Methyl Tert Butyl Ether (MTBE)	70	*10000*	< 0.50	NA	NA	NA	NA	NA	NA	NA	NA	NA	NA	NA	NA	NA
Naphthalene	280	*210*	< 2.0	NA	NA	NA	NA	NA	NA	NA	NA	NA	NA	NA	NA	NA
p-Isopropyltoluene	*25*	*200*	< 0.50	NA	NA	NA	NA	NA	NA	NA	NA	NA	NA	NA	NA	NA
Tetrachloroethylene	5	88	< 1.0	NA	NA	NA	NA	NA	NA	NA	NA	NA	NA	NA	NA	NA
Tetrahydrofuran	*4*	*9600*	< 10	NA	NA	NA	NA	NA	NA	NA	NA	NA	NA	NA	NA	NA
Toluene	1000	4000000	< 1.0	NA	NA	NA	NA	NA	NA	NA	NA	NA	NA	NA	NA	NA
Trichloroethene	5	2340	< 1.0	NA	NA	NA	NA	NA	NA	NA	NA	NA	NA	NA	NA	NA
SVOCs (ug/l)																
2-Methylnaphthalene	*28*	*62*	< 1.0	< 1.1	< 1.0	NA	NA	NA	NA	NA	NA	NA	NA	NA	NA	NA
Acenaphthene	*420*	*150*	< 0.30	< 0.34	< 0.30	NA	NA	NA	NA	NA	NA	NA	NA	NA	NA	NA
Acenaphthylene	420	**0.3**	< 0.20	< 0.23	< 0.20	NA	NA	NA	NA	NA	NA	NA	NA	NA	NA	NA
Anthracene	2000	1100000	< 0.20	< 0.23	< 0.20	NA	NA	NA	NA	NA	NA	NA	NA	NA	NA	NA
Benzo(a)anthracene	**0.06**	**0.3**	< 0.051	< 0.057	< 0.050	NA	NA	NA	NA	NA	NA	NA	NA	NA	NA	NA
Benzo(a)pyrene	**0.2**	**0.3**	< 0.10	< 0.11	< 0.10	NA	NA	NA	NA	NA	NA	NA	NA	NA	NA	NA
Benzo(b)fluoranthene	**0.08**	**0.3**	< 0.051	< 0.057	< 0.050	NA	NA	NA	NA	NA	NA	NA	NA	NA	NA	NA
Benzo(g,h,i)perylene	*0.48*	*150*	< 0.51	< 0.57	< 0.50	NA	NA	NA	NA	NA	NA	NA	NA	NA	NA	NA
Benzo(k)fluoranthene	**0.5**	**0.3**	< 0.20	< 0.23	< 0.20	NA	NA	NA	NA	NA	NA	NA	NA	NA	NA	NA
Chrysene	*4.8*	*0.54*	< 0.20	< 0.23	< 0.20	NA	NA	NA	NA	NA	NA	NA	NA	NA	NA	NA
Dibenzo(a,h)anthracene	*0.1*	*0.3*	< 0.10	< 0.11	< 0.10	NA	NA	NA	NA	NA	NA	NA	NA	NA	NA	NA
Fluoranthene	280	3700	< 0.51	< 0.57	< 0.50	NA	NA	NA	NA	NA	NA	NA	NA	NA	NA	NA
Fluorene	280	140000	< 1.0	< 1.1	< 1.0	NA	NA	NA	NA	NA	NA	NA	NA	NA	NA	NA
Indeno(1,2,3-cd)pyrene	*0.1*	*0.54*	< 0.10	< 0.11	< 0.10	NA	NA	NA	NA	NA	NA	NA	NA	NA	NA	NA
Naphthalene	280	*210*	< 1.0	< 1.1	< 1.0	NA	NA	NA	NA	NA	NA	NA	NA	NA	NA	NA
Phenanthrene	200	**0.077**	< 0.051	< 0.057	< 0.050	NA	NA	NA	NA	NA	NA	NA	NA	NA	NA	NA
Pyrene	200	110000	< 1.0	< 1.1	< 1.0	NA	NA	NA	NA	NA	NA	NA	NA	NA	NA	NA
SVOC-SIMs (ug/l)																
1-Methylnaphthalene	*5*	*61*	NA	NA	NA	NA	NA	NA	NA	NA	NA	NA	NA	NA	NA	NA
2-Methylnaphthalene	*28*	*62*	NA	NA	NA	NA	NA	NA	NA	NA	NA	NA	NA	NA	NA	NA
Acenaphthene	*420*	*150*	NA	NA	NA	NA	NA	NA	NA	NA	NA	NA	NA	NA	NA	NA
Acenaphthylene	420	0.3	NA	NA	NA	NA	NA	NA	NA	NA	NA	NA	NA	NA	NA	NA
Anthracene	2000	1100000	NA	NA	NA	NA	NA	NA	NA	NA	NA	NA	NA	NA	NA	NA
Benzo(a)anthracene	**0.06**	0.3	NA	NA	NA	NA	NA	NA	NA	NA	NA	NA	NA	NA	NA	NA
Benzo(a)pyrene	0.2	0.3	NA	NA	NA	NA	NA	NA	NA	NA	NA	NA	NA	NA	NA	NA
Benzo(b)fluoranthene	**0.08**	0.3	NA	NA	NA	NA	NA	NA	NA	NA	NA	NA	NA	NA	NA	NA
Benzo(g,h,i)perylene	*0.48*	*150*	NA	NA	NA	NA	NA	NA	NA	NA	NA	NA	NA	NA	NA	NA
Benzo(k)fluoranthene	0.5	0.3	NA	NA	NA	NA	NA	NA	NA	NA	NA	NA	NA	NA	NA	NA
Chrysene	*4.8*	*0.54*	NA	NA	NA	NA	NA	NA	NA	NA	NA	NA	NA	NA	NA	NA
Dibenzo(a,h)anthracene	*0.1*	*0.3*	NA	NA	NA	NA	NA	NA	NA	NA	NA	NA	NA	NA	NA	NA
Fluoranthene	280	3700	NA	NA	NA	NA	NA	NA	NA	NA	NA	NA	NA	NA	NA	NA
Fluorene	280	140000	NA	NA	NA	NA	NA	NA	NA	NA	NA	NA	NA	NA	NA	NA
Indeno(1,2,3-cd)pyrene	*0.1*	*0.54*	NA	NA	NA	NA	NA	NA	NA	NA	NA	NA	NA	NA	NA	NA
Naphthalene	280	*210*	NA	NA	NA	NA	NA	NA	NA	NA	NA	NA	NA	NA	NA	NA
Phenanthrene	200	**0.077**	NA	NA	NA	NA	NA	NA	NA	NA	NA	NA	NA	NA	NA	NA
Pyrene	200	110000	NA	NA	NA	NA	NA	NA	NA	NA	NA	NA	NA	NA	NA	NA
Total Metals (mg/l)																
Antimony	**0.006**	86	< 0.0010	< 0.0010	< 0.0010	< 0.0010	< 0.0010	< 0.0010	< 0.0010	NA	NA	NA	NA	NA	NA	NA
Arsenic	**0.05**	**0.004**	**0.0012**	< 0.00080	**0.0028**	**0.0033**	**0.0010**	**0.0033**	**0.0029**	NA	NA	NA	NA	NA	NA	NA
Barium	**1**	**2.2**	**0.05**	**0.012**	**0.017**	**0.037**	**0.059**	**0.023**	**0.017**	NA	NA	NA	NA	NA	NA	NA
Beryllium	**0.004**	**0.004**	< 0.00040	< 0.00040	< 0.00040	< 0.00040	< 0.00040	< 0.00040	< 0.00040	NA	NA	NA	NA	NA	NA	NA
Cadmium	0.005	0.006	< 0.00050	< 0.00020	< 0.00020	< 0.00020	< 0.00020	< 0.00020	< 0.00020	NA	NA	NA	NA	NA	NA	NA
Calcium	NE	NE	NA	NA	NA	NA	NA	NA	NA	NA	NA	NA	NA	NA	NA	NA
Chromium	**0.05**	NE	< 0.0010	< 0.0010	< 0.0010	< 0.0010	**0.0017**	< 0.0010	**0.0013**	NA	NA	NA	NA	NA	NA	NA
Cobalt	NE	NE	NA	NA	NA	NA	NA	NA	NA	NA	NA	NA	NA	NA	NA	NA
Copper	1.3	**0.048**	< 0.0050	**0.0021**	**0.0017**	< 0.0010	**0.0012**	< 0.0010	**0.0014**	NA	NA	NA	NA	NA	NA	NA
Iron	NE	*10*	NA	NA	NA	NA	NA	NA	NA	NA	NA	NA	NA	NA	NA	NA
Lead	**0.015**	**0.013**	< 0.0010	< 0.00050	< 0.00050	< 0.00050	< 0.00050	< 0.00050	< 0.00050	NA	NA	NA	NA	NA	NA	NA
Magnesium	NE	NE	NA	NA	NA	NA	NA	NA	NA	NA	NA	NA	NA	NA	NA	NA
Manganese	*0.5*	*0.93*	NA	NA	NA	NA	NA	NA	NA	NA	NA	NA	NA	NA	NA	NA
Mercury	0.002	0.0004	< 0.00010	< 0.00010	< 0.00010	< 0.00010	< 0.00010	< 0.00010	< 0.00010	NA	NA	NA	NA	NA	NA	NA
Nickel	**0.1**	**0.88**	< 0.0050	< 0.0050	< 0.0050	< 0.0050	**0.0062**	< 0.0050	< 0.0050	NA	NA	NA	NA	NA	NA	NA
Potassium	NE	NE	NA	NA	NA	NA	NA	NA	NA	NA	NA	NA	NA	NA	NA	NA
Selenium	0.05	0.05	< 0.0050	< 0.0050	< 0.0050	< 0.0050	< 0.0050	< 0.0050	< 0.0050	NA	NA	NA	NA	NA	NA	NA
Silver	0.036	0.012	< 0.00050	< 0.00020	< 0.00020	< 0.00020	< 0.00020	< 0.00020	< 0.00020	NA	NA	NA	NA	NA	NA	NA
Sodium	NE	NE	NA	NA	NA	NA	NA	NA	NA	NA	NA	NA	NA	NA	NA	NA
Thallium	**0.005**	0.063	< 0.00020	< 0.00020	< 0.00020	< 0.00020	< 0.00020	< 0.00020	< 0.00020	NA	NA	NA	NA	NA	NA	NA
Vanadium	**0.05**	*0.27*	< 0.0050	< 0.0050	< 0.0050	< 0.0050	< 0.0050	< 0.0050	< 0.0050	NA	NA	NA	NA	NA	NA	NA
Zinc	**5**	**0.123**	**4**	**1.8**	**2.4**	**3**	**4.7**	**1.7**	**2.1**	NA	NA	NA	NA	NA	NA	NA

Table 3
Groundwater Analytical Data
February 2013 through November 2020

Location ID Sample ID Sample Date SDG	GWPC	SWPC	MW-AJ13 MW-AJ13-041819-1 4/18/2019 19D0971	MW-AJ13 MW-AJ13-071819-1 7/18/2019 19G0975	MW-AJ13 MW-AJ13-102419-1 10/24/2019 19J1561	MW-AJ13 MW-AJ13-011720-1 1/17/2020 20A0803	MW-AJ13 MW-AJ13-040820-1 4/8/2020 20D0340	MW-AJ13 MW-AJ13-070920-1 7/9/2020 20G0415	MW-AJ13 MW-AJ13-110220-1 11/2/2020 20K0034	MW-AJ13D MW-AJ13D-082917-1 8/29/2017 17H1571	MW-AJ13D MW-AJ13D-111417-1 11/14/2017 17K0813	MW-AJ13D MW-AJ13D-030818-1 3/6/2018 18C0346	MW-AJ13D MW-AJ13D-067218-1 6/27/2018 18F1384	MW-AJ13D MW-AJ13D-092718-1 9/27/2018 18I1258	MW-AJ13D MW-AJ13D-121218-1 12/12/2018 18L0583	MW-AJ13D MW-AJ13D-041819-1 4/18/2019 19D0971
PCBs (ug/l)																
Aroclor 1016	NE	NE	NA	NA	NA	NA	NA	NA	NA	NA	NA	NA	NA	NA	NA	NA
Aroclor 1221	NE	NE	NA	NA	NA	NA	NA	NA	NA	NA	NA	NA	NA	NA	NA	NA
Aroclor 1232	NE	NE	NA	NA	NA	NA	NA	NA	NA	NA	NA	NA	NA	NA	NA	NA
Aroclor 1242	NE	NE	NA	NA	NA	NA	NA	NA	NA	NA	NA	NA	NA	NA	NA	NA
Aroclor 1248	NE	NE	NA	NA	NA	NA	NA	NA	NA	NA	NA	NA	NA	NA	NA	NA
Aroclor 1254	NE	NE	NA	NA	NA	NA	NA	NA	NA	NA	NA	NA	NA	NA	NA	NA
Aroclor 1260	NE	NE	NA	NA	NA	NA	NA	NA	NA	NA	NA	NA	NA	NA	NA	NA
Aroclor 1262	NE	NE	NA	NA	NA	NA	NA	NA	NA	NA	NA	NA	NA	NA	NA	NA
Aroclor 1268	NE	NE	NA	NA	NA	NA	NA	NA	NA	NA	NA	NA	NA	NA	NA	NA
Total PCB Aroclors	0.5	0.5	NA	NA	NA	NA	NA	NA	NA	NA	NA	NA	NA	NA	NA	NA
Pesticides (ug/l)																
Total Pesticides	NE	NE	NA	NA	NA	NA	NA	NA	NA	NA	NA	NA	NA	NA	NA	NA
Herbicides (ug/l)																
Total Herbicides	NE	NE	NA	NA	NA	NA	NA	NA	NA	NA	NA	NA	NA	NA	NA	NA
PCB Homologs (ug/l)																
Decachlorobiphenyl (PCB-209)	NE	NE	< 0.0049	< 0.0051	< 0.0049	< 0.0050	< 0.0048	< 0.0049	< 0.0050	< 0.0050 UJ	< 0.0050	< 0.0049	< 0.0050	< 0.0050	< 0.0050	< 0.0050
Dichlorobiphenyl	NE	NE	**0.12**	**0.16**	**0.080**	**0.079**	**0.064**	**0.065**	**0.081**	**4.2 J**	**0.68**	**0.061**	**0.42**	**0.045**	**0.21**	**0.024**
Heptachlorobiphenyl	NE	NE	< 0.0029	< 0.0031	< 0.0029	< 0.0030	< 0.0029	< 0.0029	< 0.0030	< 0.0030 UJ	< 0.0030	< 0.0029	< 0.0030	< 0.0030	< 0.0030	< 0.0030
Hexachlorobiphenyl	NE	NE	**0.0036**	**0.0079**	< 0.0020	< 0.0020	< 0.0019	< 0.0019	**0.0032**	< 0.0020 UJ	< 0.0020	**0.013**	< 0.0020	**0.0025**	< 0.0020	< 0.0020
Monochlorobiphenyl	NE	NE	< 0.00098	< 0.0010	< 0.00098	**0.0020**	< 0.00096	< 0.00097	< 0.00099	**1.6 J**	**0.14**	**0.021**	**0.076**	**0.0032**	**0.029**	< 0.0010
Nonachlorobiphenyl	NE	NE	< 0.0049	< 0.0051	< 0.0049	< 0.0050	< 0.0048	< 0.0049	< 0.0050	< 0.0050 UJ	< 0.0050	< 0.0049	< 0.0050	< 0.0050	< 0.0050	< 0.0050
Octachlorobiphenyl	NE	NE	< 0.0029	< 0.0031	< 0.0029	< 0.0030	< 0.0029	< 0.0029	< 0.0030	< 0.0030 UJ	< 0.0030	< 0.0029	< 0.0030	< 0.0030	< 0.0030	< 0.0030
Pentachlorobiphenyl	NE	NE	**0.052**	**0.078**	**0.020**	**0.026**	**0.020**	**0.0085**	**0.046**	**0.036 J**	**0.017**	**0.053**	**0.0064**	**0.010**	**0.026**	**0.0038**
Tetrachlorobiphenyl	NE	NE	**0.36**	**0.44**	**0.16**	**0.20**	**0.17**	**0.13**	**0.31**	**0.24 J**	**0.084**	< 0.0020	**0.038**	**0.015**	**0.10**	**0.0081**
Trichlorobiphenyl	NE	NE	**1.2**	**1.2**	**0.57**	**0.63**	**0.55**	**0.52**	**0.80**	**1.4 J**	**0.40**	**0.073**	**0.24**	**0.036**	**0.31**	**0.026**
Total PCB Homologues	**0.5**	**0.5**	**1.7**	**1.8**	**0.83**	**0.93**	**0.80**	**0.73**	**1.2**	**7.4 J**	**1.321**	**0.221**	**0.7804**	**0.11**	**0.67**	**0.062**

Notes:
This is a summary table. Only detected compounds are presented.
Bold = Detected above reporting limit
GWPC = Ground water protection criteria
SWPC = Surface water protection criteria
Orange highlighted cells exceed GWPC
Yellow highlighted cells exceed SWPC
Italicized criteria indicate that criteria value is from CTDEEP Recommended Criteria Values for Common Additional Polluting Substances and Alternative Criteria Requests (September 2018)
<0.01 = Not detected above the specified laboratory reporting limit
NE = Criteriion has not been established
NA = Not analyzed for specific constituent
ug/L = microgram per liter
mg/L = milligram per Liter
(1) 0.1 mg/l is the current recommended screening criteria and requires CTDEEP approval to implement. 0.25 mg/l is the proposed GWPC.
(2) 100 ug/l is the promulgated GWPC. 70 ug/l is the Drinking Water Action Level set by the Connecticut Department of Public Health.

Table 3
Groundwater Analytical Data
February 2013 through November 2020

Location ID Sample ID Sample Date SDG	GWPC	SWPC	MW-AJ13D MW-AJ13D-071819-1 7/18/2019 19G0975	MW-AJ13D MW-AJ13D-102419-1 10/24/2019 19J1561	MW-AJ13D MW-AJ13D-011720-1 1/17/2020 20A0803	MW-AJ13D MW-AJ13D-040820-1 4/8/2020 20D0340	MW-AJ13D MW-AJ13D-071020-1 7/10/2020 20G0456	MW-AJ13D MW-AJ13D-110220-1 11/2/2020 20K0034	MW-AJ19 MW-AJ19-021213-1 2/12/2013 SB64419	MW-AJ19 MW-AJ19-051613-1 5/16/2013 SB69757	MW-AJ19 MW-AJ19-08212013-1 8/21/2013 SB75529	MW-AJ19 MW-AJ19-11142013-1 11/14/2013 SB80319	MW-AJ19 MW-AJ19-04182014-1 4/18/2014 SB87951	MW-AJ19 MW-AJ19-092514-1 9/25/2014 14090859	MW-AJ19 MW-AJ19-011316 1/13/2016 16010232	MW-AJ19 MW-AJ19-041416 4/14/2016 16040313
CT ETPH (mg/l)																
Aliphatic Hydrocarbons (ETPH) C9-C36	0.25	0.25	NA	NA	0.23	0.21	0.61	0.44	< 0.2	< 0.2	< 0.2	< 0.2	0.4	NA	NA	NA
Total Petroleum Hydrocarbons	0.25	0.25	NA	NA	NA	NA	NA	NA	< 0.2	< 0.2	< 0.2	< 0.2	0.4	NA	NA	NA
Unidentified	NE	NE	NA	NA	NA	NA	NA	NA	< 0.2	< 0.2	< 0.2	< 0.2	0.4	NA	NA	NA
VOCs (ug/l)																
1,2,4-Trimethylbenzene	5	49	NA	NA	NA	NA	NA	NA	< 1.00	< 1.00	< 1.00	< 1.00	< 1.00	NA	NA	NA
Acetone	700	10000	NA	NA	NA	NA	NA	NA	27.9	< 10.0	< 10.0	< 10.0	< 10.0	NA	NA	NA
Chloroform	6	14100	NA	NA	NA	NA	NA	NA	< 1.00	< 1.00	< 1.00	< 1.00	< 1.00	NA	NA	NA
Chloromethane	18	10000	NA	NA	NA	NA	NA	NA	< 2.00	< 2.00	< 2.00	< 2.00	< 2.00	NA	NA	NA
Methyl Tert Butyl Ether (MTBE)	70	10000	NA	NA	NA	NA	NA	NA	< 1.00	< 1.00	< 1.00	< 1.00	< 1.00	NA	NA	NA
Naphthalene	280	210	NA	NA	NA	NA	NA	NA	< 1.00	< 1.00	< 1.00	< 1.00	< 1.00	NA	NA	NA
p-Isopropyltoluene	25	200	NA	NA	NA	NA	NA	NA	< 1.00	< 1.00	< 1.00	< 1.00	< 1.00	NA	NA	NA
Tetrachloroethylene	5	88	NA	NA	NA	NA	NA	NA	< 1.00	< 1.00	< 1.00	< 1.00	< 1.00	NA	NA	NA
Tetrahydrofuran	4	9600	NA	NA	NA	NA	NA	NA	< 2.00	< 2.00	< 2.00	< 2.00	< 2.00	NA	NA	NA
Toluene	1000	4000000	NA	NA	NA	NA	NA	NA	1.41	< 1.00	< 1.00	< 1.00	< 1.00	NA	NA	NA
Trichloroethene	5	2340	NA	NA	NA	NA	NA	NA	< 1.00	< 1.00	< 1.00	< 1.00	< 1.00	NA	NA	NA
SVOCs (ug/l)																
2-Methylnaphthalene	28	62	NA	NA	NA	NA	NA	NA	NA	NA	NA	NA	NA	NA	NA	NA
Acenaphthene	420	150	NA	NA	NA	NA	NA	NA	NA	NA	NA	NA	NA	NA	NA	NA
Acenaphthylene	420	0.3	NA	NA	NA	NA	NA	NA	NA	NA	NA	NA	NA	NA	NA	NA
Anthracene	2000	1100000	NA	NA	NA	NA	NA	NA	NA	NA	NA	NA	NA	NA	NA	NA
Benzo(a)anthracene	0.06	0.3	NA	NA	NA	NA	NA	NA	NA	NA	NA	NA	NA	NA	NA	NA
Benzo(a)pyrene	0.2	0.3	NA	NA	NA	NA	NA	NA	NA	NA	NA	NA	NA	NA	NA	NA
Benzo(b)fluoranthene	0.08	0.3	NA	NA	NA	NA	NA	NA	NA	NA	NA	NA	NA	NA	NA	NA
Benzo(g,h,i)perylene	0.48	150	NA	NA	NA	NA	NA	NA	NA	NA	NA	NA	NA	NA	NA	NA
Benzo(k)fluoranthene	0.5	0.3	NA	NA	NA	NA	NA	NA	NA	NA	NA	NA	NA	NA	NA	NA
Chrysene	4.8	0.54	NA	NA	NA	NA	NA	NA	NA	NA	NA	NA	NA	NA	NA	NA
Dibenzo(a,h)anthracene	0.1	0.3	NA	NA	NA	NA	NA	NA	NA	NA	NA	NA	NA	NA	NA	NA
Fluoranthene	280	3700	NA	NA	NA	NA	NA	NA	NA	NA	NA	NA	NA	NA	NA	NA
Fluorene	280	140000	NA	NA	NA	NA	NA	NA	NA	NA	NA	NA	NA	NA	NA	NA
Indeno(1,2,3-cd)pyrene	0.1	0.54	NA	NA	NA	NA	NA	NA	NA	NA	NA	NA	NA	NA	NA	NA
Naphthalene	280	210	NA	NA	NA	NA	NA	NA	NA	NA	NA	NA	NA	NA	NA	NA
Phenanthrene	200	0.077	NA	NA	NA	NA	NA	NA	NA	NA	NA	NA	NA	NA	NA	NA
Pyrene	200	110000	NA	NA	NA	NA	NA	NA	NA	NA	NA	NA	NA	NA	NA	NA
SVOC-SIMs (ug/l)																
1-Methylnaphthalene	5	61	NA	NA	NA	NA	NA	NA	< 0.050	0.170	0.432	0.174	< 0.050	NA	NA	NA
2-Methylnaphthalene	28	62	NA	NA	NA	NA	NA	NA	< 0.050	0.087	0.221	0.099	< 0.050	NA	NA	NA
Acenaphthene	420	150	NA	NA	NA	NA	NA	NA	< 0.050	0.089	0.093	0.089	< 0.050	NA	NA	NA
Acenaphthylene	420	0.3	NA	NA	NA	NA	NA	NA	< 0.050	< 0.050	< 0.050	< 0.050	< 0.050	NA	NA	NA
Anthracene	2000	1100000	NA	NA	NA	NA	NA	NA	< 0.050	< 0.050	< 0.050	< 0.050	< 0.050	NA	NA	NA
Benzo(a)anthracene	0.06	0.3	NA	NA	NA	NA	NA	NA	< 0.050	< 0.050	< 0.050	< 0.050	< 0.050	NA	NA	NA
Benzo(a)pyrene	0.2	0.3	NA	NA	NA	NA	NA	NA	< 0.050	< 0.050	< 0.050	< 0.050	< 0.050	NA	NA	NA
Benzo(b)fluoranthene	0.08	0.3	NA	NA	NA	NA	NA	NA	< 0.050	< 0.050	< 0.050	< 0.050	< 0.050	NA	NA	NA
Benzo(g,h,i)perylene	0.48	150	NA	NA	NA	NA	NA	NA	< 0.050	< 0.050	< 0.050	< 0.050	< 0.050	NA	NA	NA
Benzo(k)fluoranthene	0.5	0.3	NA	NA	NA	NA	NA	NA	< 0.050	< 0.050	< 0.050	< 0.050	< 0.050	NA	NA	NA
Chrysene	4.8	0.54	NA	NA	NA	NA	NA	NA	< 0.050	< 0.050	< 0.050	< 0.050	< 0.050	NA	NA	NA
Dibenzo(a,h)anthracene	0.1	0.3	NA	NA	NA	NA	NA	NA	< 0.050	< 0.050	< 0.050	< 0.050	< 0.050	NA	NA	NA
Fluoranthene	280	3700	NA	NA	NA	NA	NA	NA	< 0.050	< 0.050	0.066	0.053	0.054	NA	NA	NA
Fluorene	280	140000	NA	NA	NA	NA	NA	NA	< 0.050	0.095	0.126	0.107	< 0.050	NA	NA	NA
Indeno(1,2,3-cd)pyrene	0.1	0.54	NA	NA	NA	NA	NA	NA	< 0.050	< 0.050	< 0.050	< 0.050	< 0.050	NA	NA	NA
Naphthalene	280	210	NA	NA	NA	NA	NA	NA	< 0.050	0.180	0.274	0.145	< 0.050	NA	NA	NA
Phenanthrene	200	0.077	NA	NA	NA	NA	NA	NA	< 0.050	0.160	0.159	0.134	< 0.050	NA	NA	NA
Pyrene	200	110000	NA	NA	NA	NA	NA	NA	< 0.050	< 0.050	0.051	< 0.050	0.072	NA	NA	NA
Total Metals (mg/l)																
Antimony	0.006	86	NA	NA	< 0.0010	< 0.0010	< 0.0010	< 0.0010	< 0.0060	< 0.0060	< 0.0060	< 0.0060	< 0.0060	NA	NA	NA
Arsenic	0.05	0.004	NA	NA	0.0010	< 0.00080	0.0051	0.0032	< 0.0040	< 0.0040	0.0058	< 0.0040	0.0060	NA	NA	NA
Barium	1	2.2	NA	NA	0.071	0.067	0.047	0.033	0.720	1.19	0.938	0.706	0.0428	NA	NA	NA
Beryllium	0.004	0.004	NA	NA	< 0.00040	< 0.00040	< 0.00040	< 0.00040	< 0.0020	< 0.0020	< 0.0020	< 0.0020	< 0.0020	NA	NA	NA
Cadmium	0.005	0.006	NA	NA	< 0.00020	< 0.00020	< 0.00020	< 0.00020	< 0.0025	< 0.0025	< 0.0025	< 0.0025	< 0.0025	NA	NA	NA
Calcium	NE	NE	NA	NA	NA	NA	NA	NA	160	231	152	120	NA	NA	NA	NA
Chromium	0.05	NE	NA	NA	< 0.0010	0.0010	0.0017	< 0.0010	< 0.0050	< 0.0050	0.0266	< 0.0050	0.0080	NA	NA	NA
Cobalt	NE	NE	NA	NA	NA	NA	NA	NA	NA	NA	NA	NA	NA	NA	NA	NA
Copper	1.3	0.048	NA	NA	< 0.0010	< 0.0010	0.0021	0.0010	< 0.0050	< 0.0050	0.0311	< 0.0050	0.0084	NA	NA	NA
Iron	NE	10	NA	NA	NA	NA	NA	NA	24.9	69.2	76.4	56.9	NA	NA	NA	NA
Lead	0.015	0.013	NA	NA	< 0.00050	< 0.00050	0.00094	< 0.00050	< 0.0075	< 0.0075	0.0916	< 0.0075	0.0086	NA	NA	NA
Magnesium	NE	NE	NA	NA	NA	NA	NA	NA	21.8	47.7	36.5	28.1	NA	NA	NA	NA
Manganese	0.5	0.93	NA	NA	NA	NA	NA	NA	2.08	4.48	4.23	3.44	NA	NA	NA	NA
Mercury	0.002	0.0004	NA	NA	< 0.00010	< 0.00010	< 0.00010	< 0.00010	< 0.00020	< 0.00020	< 0.00020	< 0.00030	< 0.00020	NA	NA	NA
Nickel	0.1	0.88	NA	NA	< 0.0050	< 0.0050	< 0.0050	< 0.0050	< 0.0050	< 0.0050	0.0150	< 0.0050	0.0071	NA	NA	NA
Potassium	NE	NE	NA	NA	NA	NA	NA	NA	13.4	14.3	14.6	8.60	NA	NA	NA	NA
Selenium	0.05	0.05	NA	NA	< 0.0050	< 0.0050	< 0.0050	< 0.0050	< 0.0150	< 0.0150	< 0.0150	< 0.0150	< 0.0150	NA	NA	NA
Silver	0.036	0.012	NA	NA	< 0.00020	< 0.00020	< 0.00020	< 0.00020	< 0.0050	< 0.0050	< 0.0050	< 0.0050	< 0.0050	NA	NA	NA
Sodium	NE	NE	NA	NA	NA	NA	NA	NA	986	641	332	207	NA	NA	NA	NA
Thallium	0.005	0.063	NA	NA	< 0.00020	< 0.00020	< 0.00020	< 0.00020	< 0.0050	< 0.0050	0.0072	< 0.0050	< 0.0050	NA	NA	NA
Vanadium	0.05	0.27	NA	NA	< 0.0050	< 0.0050	< 0.0050	< 0.0050	< 0.0050	< 0.0050	0.0238	< 0.0050	0.0067	NA	NA	NA
Zinc	5	0.123	NA	NA	3.9	1.7	1.6	0.54	0.0094	< 0.0080	0.108	0.0078	0.0202	NA	NA	NA

Table 3
Groundwater Analytical Data
February 2013 through November 2020

Location ID Sample ID Sample Date SDG	GWPC	SWPC	MW-AJ13D MW-AJ13D-071819-1 7/18/2019 19G0975	MW-AJ13D MW-AJ13D-102419-1 10/24/2019 19J1561	MW-AJ13D MW-AJ13D-011720-1 1/17/2020 20A0803	MW-AJ13D MW-AJ13D-040820-1 4/8/2020 20D0340	MW-AJ13D MW-AJ13D-071020-1 7/10/2020 20G0456	MW-AJ13D MW-AJ13D-110220-1 11/2/2020 20K0034	MW-AJ19 MW-AJ19-021213-1 2/12/2013 SB64419	MW-AJ19 MW-AJ19-051613-1 5/16/2013 SB69757	MW-AJ19 MW-AJ19-08212013-1 8/21/2013 SB75529	MW-AJ19 MW-AJ19-11142013-1 11/14/2013 SB80319	MW-AJ19 MW-AJ19-04182014-1 4/18/2014 SB87951	MW-AJ19 MW-AJ19-092514-1 9/25/2014 14090859	MW-AJ19 MW-AJ19-011316 1/13/2016 16010232	MW-AJ19 MW-AJ19-041416 4/14/2016 16040313
PCBs (ug/l)																
Aroclor 1016	NE	NE	NA	NA	NA	NA	NA	NA	NA	NA	NA	NA	NA	NA	NA	NA
Aroclor 1221	NE	NE	NA	NA	NA	NA	NA	NA	NA	NA	NA	NA	NA	NA	NA	NA
Aroclor 1232	NE	NE	NA	NA	NA	NA	NA	NA	NA	NA	NA	NA	NA	NA	NA	NA
Aroclor 1242	NE	NE	NA	NA	NA	NA	NA	NA	NA	NA	NA	NA	NA	NA	NA	NA
Aroclor 1248	NE	NE	NA	NA	NA	NA	NA	NA	NA	NA	NA	NA	NA	NA	NA	NA
Aroclor 1254	NE	NE	NA	NA	NA	NA	NA	NA	NA	NA	NA	NA	NA	NA	NA	NA
Aroclor 1260	NE	NE	NA	NA	NA	NA	NA	NA	NA	NA	NA	NA	NA	NA	NA	NA
Aroclor 1262	NE	NE	NA	NA	NA	NA	NA	NA	NA	NA	NA	NA	NA	NA	NA	NA
Aroclor 1268	NE	NE	NA	NA	NA	NA	NA	NA	NA	NA	NA	NA	NA	NA	NA	NA
Total PCB Aroclors	0.5	0.5	NA	NA	NA	NA	NA	NA	NA	NA	NA	NA	NA	NA	NA	NA
Pesticides (ug/l)																
Total Pesticides	NE	NE	NA	NA	NA	NA	NA	NA	NA	NA	NA	NA	NA	NA	NA	NA
Herbicides (ug/l)																
Total Herbicides	NE	NE	NA	NA	NA	NA	NA	NA	NA	NA	NA	NA	NA	NA	NA	NA
PCB Homologs (ug/l)																
Decachlorobiphenyl (PCB-209)	NE	NE	< 0.0054	< 0.0050	< 0.0050	< 0.0050	< 0.0050	< 0.0050	< 0.025	< 0.025	< 0.025	< 0.0278	< 0.025	< 0.025	< 0.0253	< 0.025
Dichlorobiphenyl	NE	NE	**0.025**	**0.11**	**0.068**	**0.088**	**0.085**	**0.11**	< 0.005	< 0.005	< 0.005	< 0.00556	< 0.005	< 0.005	< 0.00505	< 0.005
Heptachlorobiphenyl	NE	NE	< 0.0032	< 0.0030	< 0.0030	< 0.0030	< 0.0030	< 0.0030	< 0.015	< 0.015	< 0.015	< 0.0167	< 0.015	< 0.015	< 0.0152	< 0.015
Hexachlorobiphenyl	NE	NE	< 0.0022	< 0.0020	< 0.0020	< 0.0020	< 0.0020	< 0.0020	< 0.01	< 0.01	< 0.01	< 0.0111	< 0.01	< 0.01	< 0.0101	< 0.01
Monochlorobiphenyl	NE	NE	< 0.0011	**0.0019**	**0.012**	**0.012**	**0.014**	**0.023**	< 0.005	< 0.005	< 0.005	< 0.00556	< 0.005	< 0.005	< 0.00505	< 0.005
Nonachlorobiphenyl	NE	NE	< 0.0054	< 0.0050	< 0.0050	< 0.0050	< 0.0050	< 0.0050	< 0.025	< 0.025	< 0.025	< 0.0278	< 0.025	< 0.025	< 0.0253	< 0.025
Octachlorobiphenyl	NE	NE	< 0.0032	< 0.0030	< 0.0030	< 0.0030	< 0.0030	< 0.0030	< 0.015	< 0.015	< 0.015	< 0.0167	< 0.015	< 0.015	< 0.0152	< 0.015
Pentachlorobiphenyl	NE	NE	**0.0080**	**0.020**	**0.0050**	**0.0060**	**0.013**	**0.015**	< 0.01	< 0.01	< 0.01	< 0.0111	< 0.01	< 0.01	< 0.0101	< 0.01
Tetrachlorobiphenyl	NE	NE	**0.0077**	**0.063**	**0.023**	**0.031**	**0.045**	**0.058**	< 0.01	< 0.01	< 0.01	< 0.0111	< 0.01	< 0.01	< 0.0101	< 0.01
Trichlorobiphenyl	NE	NE	**0.020**	**0.14**	**0.066**	**0.10**	**0.12**	**0.13**	< 0.005	< 0.005	< 0.005	< 0.00556	< 0.005	< 0.005	< 0.00505	< 0.005
Total PCB Homologues	**0.5**	**0.5**	**0.060**	**0.33**	**0.17**	**0.24**	**0.27**	**0.34**	< 0.025	< 0.025	< 0.025	< 0.0278	< 0.025	< 0.025	< 0.0253	< 0.025

Notes:
This is a summary table. Only detected compounds are presented.
Bold = Detected above reporting limit
GWPC = Ground water protection criteria
SWPC = Surface water protection criteria
Orange highlighted cells exceed GWPC
Yellow highlighted cells exceed SWPC
Italicized criteria indicate that criteria value is from CTDEEP Recommended Criteria Values for Common Additional Polluting Substances and Alternative Criteria Requests (September 2018)
<0.01 = Not detected above the specified laboratory reporting limit
NE = Criteriion has not been established
NA = Not analyzed for specific constituent
ug/L = microgram per liter
mg/L = milligram per Liter
(1) 0.1 mg/l is the current recommended screening criteria and requires CTDEEP approval to implement. 0.25 mg/l is the proposed GWPC.
(2) 100 ug/l is the promulgated GWPC. 70 ug/l is the Drinking Water Action Level set by the Connecticut Department of Public Health.

Table 3
Groundwater Analytical Data
February 2013 through November 2020

Location ID Sample ID Sample Date SDG	GWPC	SWPC	MW-AJ19 MW-AJ19-082616 8/26/2016 16080630	MW-AJ19 MW-AJ19-122016-1 12/20/2016 16L0972	MW-AJ19 MW-AJ19-20170412- 4/12/2017 17D0656	MW-AJ19 MW-AJ19-081717-1 8/17/2017 17H1062	MW-AJ19 MW-AJ19-111617-1 11/16/2017 17K1027	MW-AJ19 MW-AJ19-030918-1 3/9/2018 18C0412	MW-AJ19 MW-AJ19-062718-1 6/27/2018 18F1384	MW-AJ19 MW-AJ19-092718-1 9/27/2018 18I1338	MW-AJ19 MW-AJ19-121118-1 12/11/2018 18L0484	MW-AJ19 MW-AJ19-041619-1 4/16/2019 19D0862	MW-AJ19 MW-AJ19-071719-1 7/17/2019 19G0888	MW-AJ19 MW-AJ19-102419-1 10/24/2019 19J1561	MW-AJ19 MW-AJ19-011720-1 1/17/2020 20A0803	MW-AJ19 MW-AJ19-040720-1 4/7/2020 20D0295
CT ETPH (mg/l)																
Aliphatic Hydrocarbons (ETPH) C9-C36	**0.25**	*0.25*	NA	NA	NA	NA	NA	NA	NA	NA	NA	NA	NA	NA	NA	NA
Total Petroleum Hydrocarbons	**0.25**	*0.25*	NA	NA	NA	NA	NA	NA	NA	NA	NA	NA	NA	NA	NA	NA
Unidentified	NE	NE	NA	NA	NA	NA	NA	NA	NA	NA	NA	NA	NA	NA	NA	NA
VOCs (ug/l)																
1,2,4-Trimethylbenzene	*5*	*49*	NA	NA	NA	NA	NA	NA	NA	NA	NA	NA	NA	NA	NA	NA
Acetone	700	*10000*	NA	NA	NA	NA	NA	NA	NA	NA	NA	NA	NA	NA	NA	NA
Chloroform	**6**	14100	NA	NA	NA	NA	NA	NA	NA	NA	NA	NA	NA	NA	NA	NA
Chloromethane	*18*	*10000*	NA	NA	NA	NA	NA	NA	NA	NA	NA	NA	NA	NA	NA	NA
Methyl Tert Butyl Ether (MTBE)	70	*10000*	NA	NA	NA	NA	NA	NA	NA	NA	NA	NA	NA	NA	NA	NA
Naphthalene	280	*210*	NA	NA	NA	NA	NA	NA	NA	NA	NA	NA	NA	NA	NA	NA
p-Isopropyltoluene	*25*	*200*	NA	NA	NA	NA	NA	NA	NA	NA	NA	NA	NA	NA	NA	NA
Tetrachloroethylene	5	88	NA	NA	NA	NA	NA	NA	NA	NA	NA	NA	NA	NA	NA	NA
Tetrahydrofuran	*4*	*9600*	NA	NA	NA	NA	NA	NA	NA	NA	NA	NA	NA	NA	NA	NA
Toluene	1000	4000000	NA	NA	NA	NA	NA	NA	NA	NA	NA	NA	NA	NA	NA	NA
Trichloroethene	5	2340	NA	NA	NA	NA	NA	NA	NA	NA	NA	NA	NA	NA	NA	NA
SVOCs (ug/l)																
2-Methylnaphthalene	*28*	*62*	NA	NA	NA	NA	NA	NA	NA	NA	NA	NA	NA	NA	NA	NA
Acenaphthene	*420*	*150*	NA	NA	NA	NA	NA	NA	NA	NA	NA	NA	NA	NA	NA	NA
Acenaphthylene	420	**0.3**	NA	NA	NA	NA	NA	NA	NA	NA	NA	NA	NA	NA	NA	NA
Anthracene	2000	1100000	NA	NA	NA	NA	NA	NA	NA	NA	NA	NA	NA	NA	NA	NA
Benzo(a)anthracene	**0.06**	**0.3**	NA	NA	NA	NA	NA	NA	NA	NA	NA	NA	NA	NA	NA	NA
Benzo(a)pyrene	**0.2**	**0.3**	NA	NA	NA	NA	NA	NA	NA	NA	NA	NA	NA	NA	NA	NA
Benzo(b)fluoranthene	**0.08**	**0.3**	NA	NA	NA	NA	NA	NA	NA	NA	NA	NA	NA	NA	NA	NA
Benzo(g,h,i)perylene	*0.48*	*150*	NA	NA	NA	NA	NA	NA	NA	NA	NA	NA	NA	NA	NA	NA
Benzo(k)fluoranthene	**0.5**	**0.3**	NA	NA	NA	NA	NA	NA	NA	NA	NA	NA	NA	NA	NA	NA
Chrysene	*4.8*	*0.54*	NA	NA	NA	NA	NA	NA	NA	NA	NA	NA	NA	NA	NA	NA
Dibenzo(a,h)anthracene	*0.1*	*0.3*	NA	NA	NA	NA	NA	NA	NA	NA	NA	NA	NA	NA	NA	NA
Fluoranthene	280	3700	NA	NA	NA	NA	NA	NA	NA	NA	NA	NA	NA	NA	NA	NA
Fluorene	280	140000	NA	NA	NA	NA	NA	NA	NA	NA	NA	NA	NA	NA	NA	NA
Indeno(1,2,3-cd)pyrene	*0.1*	*0.54*	NA	NA	NA	NA	NA	NA	NA	NA	NA	NA	NA	NA	NA	NA
Naphthalene	280	*210*	NA	NA	NA	NA	NA	NA	NA	NA	NA	NA	NA	NA	NA	NA
Phenanthrene	200	**0.077**	NA	NA	NA	NA	NA	NA	NA	NA	NA	NA	NA	NA	NA	NA
Pyrene	200	110000	NA	NA	NA	NA	NA	NA	NA	NA	NA	NA	NA	NA	NA	NA
SVOC-SIMs (ug/l)																
1-Methylnaphthalene	*5*	*61*	NA	NA	NA	NA	NA	NA	NA	NA	NA	NA	NA	NA	NA	NA
2-Methylnaphthalene	*28*	*62*	NA	NA	NA	NA	NA	NA	NA	NA	NA	NA	NA	NA	NA	NA
Acenaphthene	*420*	*150*	NA	NA	NA	NA	NA	NA	NA	NA	NA	NA	NA	NA	NA	NA
Acenaphthylene	420	0.3	NA	NA	NA	NA	NA	NA	NA	NA	NA	NA	NA	NA	NA	NA
Anthracene	2000	1100000	NA	NA	NA	NA	NA	NA	NA	NA	NA	NA	NA	NA	NA	NA
Benzo(a)anthracene	**0.06**	0.3	NA	NA	NA	NA	NA	NA	NA	NA	NA	NA	NA	NA	NA	NA
Benzo(a)pyrene	0.2	0.3	NA	NA	NA	NA	NA	NA	NA	NA	NA	NA	NA	NA	NA	NA
Benzo(b)fluoranthene	**0.08**	0.3	NA	NA	NA	NA	NA	NA	NA	NA	NA	NA	NA	NA	NA	NA
Benzo(g,h,i)perylene	*0.48*	*150*	NA	NA	NA	NA	NA	NA	NA	NA	NA	NA	NA	NA	NA	NA
Benzo(k)fluoranthene	0.5	0.3	NA	NA	NA	NA	NA	NA	NA	NA	NA	NA	NA	NA	NA	NA
Chrysene	*4.8*	*0.54*	NA	NA	NA	NA	NA	NA	NA	NA	NA	NA	NA	NA	NA	NA
Dibenzo(a,h)anthracene	*0.1*	*0.3*	NA	NA	NA	NA	NA	NA	NA	NA	NA	NA	NA	NA	NA	NA
Fluoranthene	280	3700	NA	NA	NA	NA	NA	NA	NA	NA	NA	NA	NA	NA	NA	NA
Fluorene	280	140000	NA	NA	NA	NA	NA	NA	NA	NA	NA	NA	NA	NA	NA	NA
Indeno(1,2,3-cd)pyrene	*0.1*	*0.54*	NA	NA	NA	NA	NA	NA	NA	NA	NA	NA	NA	NA	NA	NA
Naphthalene	280	*210*	NA	NA	NA	NA	NA	NA	NA	NA	NA	NA	NA	NA	NA	NA
Phenanthrene	200	**0.077**	NA	NA	NA	NA	NA	NA	NA	NA	NA	NA	NA	NA	NA	NA
Pyrene	200	110000	NA	NA	NA	NA	NA	NA	NA	NA	NA	NA	NA	NA	NA	NA
Total Metals (mg/l)																
Antimony	**0.006**	86	NA	NA	NA	NA	NA	NA	NA	NA	NA	NA	NA	NA	< 0.0050	< 0.0010
Arsenic	**0.05**	**0.004**	NA	NA	NA	NA	NA	NA	NA	NA	NA	NA	NA	NA	< 0.0040	**0.00088**
Barium	**1**	**2.2**	NA	NA	NA	NA	NA	NA	NA	NA	NA	NA	NA	NA	**2.8**	**1.7**
Beryllium	**0.004**	**0.004**	NA	NA	NA	NA	NA	NA	NA	NA	NA	NA	NA	NA	< 0.00040	< 0.00040
Cadmium	0.005	0.006	NA	NA	NA	NA	NA	NA	NA	NA	NA	NA	NA	NA	< 0.00020	< 0.00020
Calcium	NE	NE	NA	NA	NA	NA	NA	NA	NA	NA	NA	NA	NA	NA	NA	NA
Chromium	**0.05**	NE	NA	NA	NA	NA	NA	NA	NA	NA	NA	NA	NA	NA	**0.0025**	**0.0093**
Cobalt	NE	NE	NA	NA	NA	NA	NA	NA	NA	NA	NA	NA	NA	NA	NA	NA
Copper	1.3	**0.048**	NA	NA	NA	NA	NA	NA	NA	NA	NA	NA	NA	NA	**0.27**	**0.053**
Iron	NE	*10*	NA	NA	NA	NA	NA	NA	NA	NA	NA	NA	NA	NA	NA	NA
Lead	**0.015**	**0.013**	NA	NA	NA	NA	NA	NA	NA	NA	NA	NA	NA	NA	**0.0036**	**0.0016**
Magnesium	NE	NE	NA	NA	NA	NA	NA	NA	NA	NA	NA	NA	NA	NA	NA	NA
Manganese	*0.5*	*0.93*	NA	NA	NA	NA	NA	NA	NA	NA	NA	NA	NA	NA	NA	NA
Mercury	0.002	0.0004	NA	NA	NA	NA	NA	NA	NA	NA	NA	NA	NA	NA	< 0.00010	< 0.00010
Nickel	**0.1**	**0.88**	NA	NA	NA	NA	NA	NA	NA	NA	NA	NA	NA	NA	**0.015**	**0.011**
Potassium	NE	NE	NA	NA	NA	NA	NA	NA	NA	NA	NA	NA	NA	NA	NA	NA
Selenium	0.05	0.05	NA	NA	NA	NA	NA	NA	NA	NA	NA	NA	NA	NA	< 0.025	< 0.0050
Silver	0.036	0.012	NA	NA	NA	NA	NA	NA	NA	NA	NA	NA	NA	NA	< 0.00020	< 0.00020
Sodium	NE	NE	NA	NA	NA	NA	NA	NA	NA	NA	NA	NA	NA	NA	NA	NA
Thallium	**0.005**	0.063	NA	NA	NA	NA	NA	NA	NA	NA	NA	NA	NA	NA	< 0.00020	< 0.00020
Vanadium	**0.05**	*0.27*	NA	NA	NA	NA	NA	NA	NA	NA	NA	NA	NA	NA	< 0.0050	< 0.0050
Zinc	**5**	**0.123**	NA	NA	NA	NA	NA	NA	NA	NA	NA	NA	NA	NA	**0.24**	**0.038**

Table 3
Groundwater Analytical Data
February 2013 through November 2020

Location ID Sample ID Sample Date SDG	GWPC	SWPC	MW-AJ19 MW-AJ19-082616 8/26/2016 16080630	MW-AJ19 MW-AJ19-122016-1 12/20/2016 16L0972	MW-AJ19 MW-AJ19-20170412- 4/12/2017 17D0656	MW-AJ19 MW-AJ19-081717-1 8/17/2017 17H1062	MW-AJ19 MW-AJ19-111617-1 11/16/2017 17K1027	MW-AJ19 MW-AJ19-030918-1 3/9/2018 18C0412	MW-AJ19 MW-AJ19-062718-1 6/27/2018 18F1384	MW-AJ19 MW-AJ19-092718-1 9/27/2018 18I1338	MW-AJ19 MW-AJ19-121118-1 12/11/2018 18L0484	MW-AJ19 MW-AJ19-041619-1 4/16/2019 19D0862	MW-AJ19 MW-AJ19-071719-1 7/17/2019 19G0888	MW-AJ19 MW-AJ19-102419-1 10/24/2019 19J1561	MW-AJ19 MW-AJ19-011720-1 1/17/2020 20A0803	MW-AJ19 MW-AJ19-040720-1 4/7/2020 20D0295
PCBs (ug/l)																
Aroclor 1016	NE	NE	NA	NA	NA	NA	NA	NA	NA	NA	NA	NA	NA	NA	NA	NA
Aroclor 1221	NE	NE	NA	NA	NA	NA	NA	NA	NA	NA	NA	NA	NA	NA	NA	NA
Aroclor 1232	NE	NE	NA	NA	NA	NA	NA	NA	NA	NA	NA	NA	NA	NA	NA	NA
Aroclor 1242	NE	NE	NA	NA	NA	NA	NA	NA	NA	NA	NA	NA	NA	NA	NA	NA
Aroclor 1248	NE	NE	NA	NA	NA	NA	NA	NA	NA	NA	NA	NA	NA	NA	NA	NA
Aroclor 1254	NE	NE	NA	NA	NA	NA	NA	NA	NA	NA	NA	NA	NA	NA	NA	NA
Aroclor 1260	NE	NE	NA	NA	NA	NA	NA	NA	NA	NA	NA	NA	NA	NA	NA	NA
Aroclor 1262	NE	NE	NA	NA	NA	NA	NA	NA	NA	NA	NA	NA	NA	NA	NA	NA
Aroclor 1268	NE	NE	NA	NA	NA	NA	NA	NA	NA	NA	NA	NA	NA	NA	NA	NA
Total PCB Aroclors	0.5	0.5	NA	NA	NA	NA	NA	NA	NA	NA	NA	NA	NA	NA	NA	NA
Pesticides (ug/l)																
Total Pesticides	NE	NE	NA	NA	NA	NA	NA	NA	NA	NA	NA	NA	NA	NA	NA	NA
Herbicides (ug/l)																
Total Herbicides	NE	NE	NA	NA	NA	NA	NA	NA	NA	NA	NA	NA	NA	NA	NA	NA
PCB Homologs (ug/l)																
Decachlorobiphenyl (PCB-209)	NE	NE	< 0.0266	< 0.0050	< 0.0050	< 0.0050 UJ	< 0.0049	< 0.0049	< 0.0049	< 0.0045	< 0.0051	< 0.0049	< 0.0054	< 0.0050	< 0.0049	< 0.0050
Dichlorobiphenyl	NE	NE	< 0.00532	< 0.0010	< 0.0010	< 0.0010 UJ	< 0.00097	< 0.00098	< 0.00098	< 0.00091	< 0.0010	< 0.00097	**0.0013**	**0.0012**	< 0.00097	< 0.0010
Heptachlorobiphenyl	NE	NE	< 0.016	< 0.0030	< 0.0030	< 0.0030 UJ	< 0.0029	< 0.0029	< 0.0029	< 0.0027	< 0.0030	< 0.0029	< 0.0032	< 0.0030	< 0.0029	< 0.0030
Hexachlorobiphenyl	NE	NE	< 0.0106	< 0.0020	< 0.0020	< 0.0020 UJ	< 0.0019	< 0.0020	< 0.0020	< 0.0018	< 0.0020	< 0.0019	< 0.0022	< 0.0020	< 0.0019	< 0.0020
Monochlorobiphenyl	NE	NE	< 0.00532	< 0.0010	< 0.0010	< 0.0010 UJ	< 0.00097	< 0.00098	< 0.00098	< 0.00091	< 0.0010	< 0.00097	< 0.0011	< 0.00099	< 0.00097	< 0.0010
Nonachlorobiphenyl	NE	NE	< 0.0266	< 0.0050	< 0.0050	< 0.0050 UJ	< 0.0049	< 0.0049	< 0.0049	< 0.0045	< 0.0051	< 0.0049	< 0.0054	< 0.0050	< 0.0049	< 0.0050
Octachlorobiphenyl	NE	NE	< 0.016	< 0.0030	< 0.0030	< 0.0030 UJ	< 0.0029	< 0.0029	< 0.0029	< 0.0027	< 0.0030	< 0.0029	< 0.0032	< 0.0030	< 0.0029	< 0.0030
Pentachlorobiphenyl	NE	NE	< 0.0106	< 0.0020	< 0.0020	< 0.0020 UJ	< 0.0019	< 0.0020	< 0.0020	**0.0039**	**0.010**	**0.0026**	< 0.0022	**0.0024**	< 0.0019	< 0.0020
Tetrachlorobiphenyl	NE	NE	< 0.0106	< 0.0020	< 0.0020	**0.0047 J**	< 0.0019	< 0.0020	**0.0026**	**0.019**	**0.033**	**0.011**	**0.0048**	**0.012**	**0.0037**	< 0.0020
Trichlorobiphenyl	NE	NE	< 0.00532	**0.0038**	< 0.0010	**0.0074 J**	< 0.00097	< 0.00098	< 0.00098	**0.0087**	**0.016**	**0.0071**	**0.0053**	**0.0075**	**0.0030**	< 0.0020
Total PCB Homologues	**0.5**	**0.5**	< 0.0266	**0.0038**	< 0.0050	**0.012 J**	< 0.0049	< 0.0049	**0.0026**	**0.031**	**0.060**	**0.021**	**0.011**	**0.023**	**0.0067**	< 0.0050

Notes:
This is a summary table. Only detected compounds are presented.
Bold = Detected above reporting limit
GWPC = Ground water protection criteria
SWPC = Surface water protection criteria
Orange highlighted cells exceed GWPC
Yellow highlighted cells exceed SWPC
Italicized criteria indicate that criteria value is from CTDEEP Recommended Criteria Values for Common Additional Polluting Substances and Alternative Criteria Requests (September 2018)
<0.01 = Not detected above the specified laboratory reporting limit
NE = Criteriion has not been established
NA = Not analyzed for specific constituent
ug/L = microgram per liter
mg/L = milligram per Liter
(1) 0.1 mg/l is the current recommended screening criteria and requires CTDEEP approval to implement. 0.25 mg/l is the proposed GWPC.
(2) 100 ug/l is the promulgated GWPC. 70 ug/l is the Drinking Water Action Level set by the Connecticut Department of Public Health.

Table 3
Groundwater Analytical Data
February 2013 through November 2020

Location ID Sample ID Sample Date SDG	GWPC	SWPC	MW-AJ19 MW-AJ19-071020-1 7/10/2020 20G0456	MW-AJ19 MW-AJ19-110420-1 11/4/2020 20K0178	MW-AL10 MW-AL10-082917-1 8/29/2017 17H1571	MW-AL10 MW-AL10-111417-1 11/14/2017 17K0813	MW-AL10 MW-AL10-030918-1 3/9/2018 18C0412	MW-AL10 MW-AL10-062718-1 6/27/2018 18F1384	MW-AL10 MW-AL10-092618-1 9/26/2018 18I1195	MW-AL10 MW-AL10-121118-1 12/11/2018 18L0484	MW-AL10 MW-AL10-041719-1 4/17/2019 19D0928	MW-AL10 MW-AL10-071719-1 7/17/2019 19G0888	MW-AL10 MW-AL10-102419-1 10/24/2019 19J1561	MW-AL10 MW-AL10-011720-1 1/17/2020 20A0803	MW-AL10 MW-AL10-040820-1 4/8/2020 20D0340	MW-AL10 MW-AL10-070920-1 7/9/2020 20G0415
CT ETPH (mg/l)																
Aliphatic Hydrocarbons (ETPH) C9-C36	**0.25**	*0.25*	NA	NA	NA	NA	NA	NA	NA	NA	NA	NA	NA	NA	NA	NA
Total Petroleum Hydrocarbons	**0.25**	*0.25*	NA	NA	NA	NA	NA	NA	NA	NA	NA	NA	NA	NA	NA	NA
Unidentified	NE	NE	NA	NA	NA	NA	NA	NA	NA	NA	NA	NA	NA	NA	NA	NA
VOCs (ug/l)																
1,2,4-Trimethylbenzene	*5*	*49*	NA	NA	NA	NA	NA	NA	NA	NA	NA	NA	NA	NA	NA	NA
Acetone	700	*10000*	NA	NA	NA	NA	NA	NA	NA	NA	NA	NA	NA	NA	NA	NA
Chloroform	**6**	14100	NA	NA	NA	NA	NA	NA	NA	NA	NA	NA	NA	NA	NA	NA
Chloromethane	*18*	*10000*	NA	NA	NA	NA	NA	NA	NA	NA	NA	NA	NA	NA	NA	NA
Methyl Tert Butyl Ether (MTBE)	70	*10000*	NA	NA	NA	NA	NA	NA	NA	NA	NA	NA	NA	NA	NA	NA
Naphthalene	280	*210*	NA	NA	NA	NA	NA	NA	NA	NA	NA	NA	NA	NA	NA	NA
p-Isopropyltoluene	*25*	*200*	NA	NA	NA	NA	NA	NA	NA	NA	NA	NA	NA	NA	NA	NA
Tetrachloroethylene	5	88	NA	NA	NA	NA	NA	NA	NA	NA	NA	NA	NA	NA	NA	NA
Tetrahydrofuran	*4*	*9600*	NA	NA	NA	NA	NA	NA	NA	NA	NA	NA	NA	NA	NA	NA
Toluene	1000	4000000	NA	NA	NA	NA	NA	NA	NA	NA	NA	NA	NA	NA	NA	NA
Trichloroethene	5	2340	NA	NA	NA	NA	NA	NA	NA	NA	NA	NA	NA	NA	NA	NA
SVOCs (ug/l)																
2-Methylnaphthalene	*28*	*62*	NA	NA	NA	NA	NA	NA	NA	NA	NA	NA	NA	NA	NA	NA
Acenaphthene	*420*	*150*	NA	NA	NA	NA	NA	NA	NA	NA	NA	NA	NA	NA	NA	NA
Acenaphthylene	420	**0.3**	NA	NA	NA	NA	NA	NA	NA	NA	NA	NA	NA	NA	NA	NA
Anthracene	2000	1100000	NA	NA	NA	NA	NA	NA	NA	NA	NA	NA	NA	NA	NA	NA
Benzo(a)anthracene	**0.06**	**0.3**	NA	NA	NA	NA	NA	NA	NA	NA	NA	NA	NA	NA	NA	NA
Benzo(a)pyrene	**0.2**	**0.3**	NA	NA	NA	NA	NA	NA	NA	NA	NA	NA	NA	NA	NA	NA
Benzo(b)fluoranthene	**0.08**	**0.3**	NA	NA	NA	NA	NA	NA	NA	NA	NA	NA	NA	NA	NA	NA
Benzo(g,h,i)perylene	*0.48*	*150*	NA	NA	NA	NA	NA	NA	NA	NA	NA	NA	NA	NA	NA	NA
Benzo(k)fluoranthene	**0.5**	**0.3**	NA	NA	NA	NA	NA	NA	NA	NA	NA	NA	NA	NA	NA	NA
Chrysene	*4.8*	*0.54*	NA	NA	NA	NA	NA	NA	NA	NA	NA	NA	NA	NA	NA	NA
Dibenzo(a,h)anthracene	*0.1*	*0.3*	NA	NA	NA	NA	NA	NA	NA	NA	NA	NA	NA	NA	NA	NA
Fluoranthene	280	3700	NA	NA	NA	NA	NA	NA	NA	NA	NA	NA	NA	NA	NA	NA
Fluorene	280	140000	NA	NA	NA	NA	NA	NA	NA	NA	NA	NA	NA	NA	NA	NA
Indeno(1,2,3-cd)pyrene	*0.1*	*0.54*	NA	NA	NA	NA	NA	NA	NA	NA	NA	NA	NA	NA	NA	NA
Naphthalene	280	*210*	NA	NA	NA	NA	NA	NA	NA	NA	NA	NA	NA	NA	NA	NA
Phenanthrene	200	**0.077**	NA	NA	NA	NA	NA	NA	NA	NA	NA	NA	NA	NA	NA	NA
Pyrene	200	110000	NA	NA	NA	NA	NA	NA	NA	NA	NA	NA	NA	NA	NA	NA
SVOC-SIMs (ug/l)																
1-Methylnaphthalene	*5*	*61*	NA	NA	NA	NA	NA	NA	NA	NA	NA	NA	NA	NA	NA	NA
2-Methylnaphthalene	*28*	*62*	NA	NA	NA	NA	NA	NA	NA	NA	NA	NA	NA	NA	NA	NA
Acenaphthene	*420*	*150*	NA	NA	NA	NA	NA	NA	NA	NA	NA	NA	NA	NA	NA	NA
Acenaphthylene	420	0.3	NA	NA	NA	NA	NA	NA	NA	NA	NA	NA	NA	NA	NA	NA
Anthracene	2000	1100000	NA	NA	NA	NA	NA	NA	NA	NA	NA	NA	NA	NA	NA	NA
Benzo(a)anthracene	**0.06**	0.3	NA	NA	NA	NA	NA	NA	NA	NA	NA	NA	NA	NA	NA	NA
Benzo(a)pyrene	0.2	0.3	NA	NA	NA	NA	NA	NA	NA	NA	NA	NA	NA	NA	NA	NA
Benzo(b)fluoranthene	**0.08**	0.3	NA	NA	NA	NA	NA	NA	NA	NA	NA	NA	NA	NA	NA	NA
Benzo(g,h,i)perylene	*0.48*	*150*	NA	NA	NA	NA	NA	NA	NA	NA	NA	NA	NA	NA	NA	NA
Benzo(k)fluoranthene	0.5	0.3	NA	NA	NA	NA	NA	NA	NA	NA	NA	NA	NA	NA	NA	NA
Chrysene	*4.8*	*0.54*	NA	NA	NA	NA	NA	NA	NA	NA	NA	NA	NA	NA	NA	NA
Dibenzo(a,h)anthracene	*0.1*	*0.3*	NA	NA	NA	NA	NA	NA	NA	NA	NA	NA	NA	NA	NA	NA
Fluoranthene	280	3700	NA	NA	NA	NA	NA	NA	NA	NA	NA	NA	NA	NA	NA	NA
Fluorene	280	140000	NA	NA	NA	NA	NA	NA	NA	NA	NA	NA	NA	NA	NA	NA
Indeno(1,2,3-cd)pyrene	*0.1*	*0.54*	NA	NA	NA	NA	NA	NA	NA	NA	NA	NA	NA	NA	NA	NA
Naphthalene	280	*210*	NA	NA	NA	NA	NA	NA	NA	NA	NA	NA	NA	NA	NA	NA
Phenanthrene	200	**0.077**	NA	NA	NA	NA	NA	NA	NA	NA	NA	NA	NA	NA	NA	NA
Pyrene	200	110000	NA	NA	NA	NA	NA	NA	NA	NA	NA	NA	NA	NA	NA	NA
Total Metals (mg/l)																
Antimony	**0.006**	86	< 0.0010	< 0.0010	NA	NA	NA	NA	NA	NA	NA	NA	NA	NA	NA	NA
Arsenic	**0.05**	**0.004**	< 0.00080	**0.00096**	NA	NA	NA	NA	NA	NA	NA	NA	NA	NA	NA	NA
Barium	**1**	**2.2**	**1.7**	**1.6**	NA	NA	NA	NA	NA	NA	NA	NA	NA	NA	NA	NA
Beryllium	**0.004**	**0.004**	< 0.00040	< 0.00040	NA	NA	NA	NA	NA	NA	NA	NA	NA	NA	NA	NA
Cadmium	0.005	0.006	< 0.00020	< 0.00020	NA	NA	NA	NA	NA	NA	NA	NA	NA	NA	NA	NA
Calcium	NE	NE	NA	NA	NA	NA	NA	NA	NA	NA	NA	NA	NA	NA	NA	NA
Chromium	**0.05**	NE	**0.015**	**0.0057**	NA	NA	NA	NA	NA	NA	NA	NA	NA	NA	NA	NA
Cobalt	NE	NE	NA	NA	NA	NA	NA	NA	NA	NA	NA	NA	NA	NA	NA	NA
Copper	1.3	**0.048**	**0.049**	**0.082**	NA	NA	NA	NA	NA	NA	NA	NA	NA	NA	NA	NA
Iron	NE	*10*	NA	NA	NA	NA	NA	NA	NA	NA	NA	NA	NA	NA	NA	NA
Lead	**0.015**	**0.013**	**0.011**	**0.0041**	NA	NA	NA	NA	NA	NA	NA	NA	NA	NA	NA	NA
Magnesium	NE	NE	NA	NA	NA	NA	NA	NA	NA	NA	NA	NA	NA	NA	NA	NA
Manganese	*0.5*	*0.93*	NA	NA	NA	NA	NA	NA	NA	NA	NA	NA	NA	NA	NA	NA
Mercury	0.002	0.0004	< 0.00010	< 0.00010	NA	NA	NA	NA	NA	NA	NA	NA	NA	NA	NA	NA
Nickel	**0.1**	**0.88**	**0.0086**	**0.0077**	NA	NA	NA	NA	NA	NA	NA	NA	NA	NA	NA	NA
Potassium	NE	NE	NA	NA	NA	NA	NA	NA	NA	NA	NA	NA	NA	NA	NA	NA
Selenium	0.05	0.05	< 0.0050	< 0.05	NA	NA	NA	NA	NA	NA	NA	NA	NA	NA	NA	NA
Silver	0.036	0.012	< 0.00020	< 0.00020	NA	NA	NA	NA	NA	NA	NA	NA	NA	NA	NA	NA
Sodium	NE	NE	NA	NA	NA	NA	NA	NA	NA	NA	NA	NA	NA	NA	NA	NA
Thallium	**0.005**	0.063	< 0.00020	< 0.00020	NA	NA	NA	NA	NA	NA	NA	NA	NA	NA	NA	NA
Vanadium	**0.05**	*0.27*	**0.0058**	< 0.0050	NA	NA	NA	NA	NA	NA	NA	NA	NA	NA	NA	NA
Zinc	**5**	**0.123**	**0.14**	**0.056**	NA	NA	NA	NA	NA	NA	NA	NA	NA	NA	NA	NA

Table 3
Groundwater Analytical Data
February 2013 through November 2020

Location ID Sample ID Sample Date SDG	GWPC	SWPC	MW-AJ19 MW-AJ19-071020-1 7/10/2020 20G0456	MW-AJ19 MW-AJ19-110420-1 11/4/2020 20K0178	MW-AL10 MW-AL10-082917-1 8/29/2017 17H1571	MW-AL10 MW-AL10-111417-1 11/14/2017 17K0813	MW-AL10 MW-AL10-030918-1 3/9/2018 18C0412	MW-AL10 MW-AL10-062718-1 6/27/2018 18F1384	MW-AL10 MW-AL10-092618-1 9/26/2018 18I1195	MW-AL10 MW-AL10-121118-1 12/11/2018 18L0484	MW-AL10 MW-AL10-041719-1 4/17/2019 19D0928	MW-AL10 MW-AL10-071719-1 7/17/2019 19G0888	MW-AL10 MW-AL10-102419-1 10/24/2019 19J1561	MW-AL10 MW-AL10-011720-1 1/17/2020 20A0803	MW-AL10 MW-AL10-040820-1 4/8/2020 20D0340	MW-AL10 MW-AL10-070920-1 7/9/2020 20G0415
PCBs (ug/l)																
Aroclor 1016	NE	NE	NA	NA	NA	NA	NA	NA	NA	NA	NA	NA	NA	NA	NA	NA
Aroclor 1221	NE	NE	NA	NA	NA	NA	NA	NA	NA	NA	NA	NA	NA	NA	NA	NA
Aroclor 1232	NE	NE	NA	NA	NA	NA	NA	NA	NA	NA	NA	NA	NA	NA	NA	NA
Aroclor 1242	NE	NE	NA	NA	NA	NA	NA	NA	NA	NA	NA	NA	NA	NA	NA	NA
Aroclor 1248	NE	NE	NA	NA	NA	NA	NA	NA	NA	NA	NA	NA	NA	NA	NA	NA
Aroclor 1254	NE	NE	NA	NA	NA	NA	NA	NA	NA	NA	NA	NA	NA	NA	NA	NA
Aroclor 1260	NE	NE	NA	NA	NA	NA	NA	NA	NA	NA	NA	NA	NA	NA	NA	NA
Aroclor 1262	NE	NE	NA	NA	NA	NA	NA	NA	NA	NA	NA	NA	NA	NA	NA	NA
Aroclor 1268	NE	NE	NA	NA	NA	NA	NA	NA	NA	NA	NA	NA	NA	NA	NA	NA
Total PCB Aroclors	0.5	0.5	NA	NA	NA	NA	NA	NA	NA	NA	NA	NA	NA	NA	NA	NA
Pesticides (ug/l)																
Total Pesticides	NE	NE	NA	NA	NA	NA	NA	NA	NA	NA	NA	NA	NA	NA	NA	NA
Herbicides (ug/l)																
Total Herbicides	NE	NE	NA	NA	NA	NA	NA	NA	NA	NA	NA	NA	NA	NA	NA	NA
PCB Homologs (ug/l)																
Decachlorobiphenyl (PCB-209)	NE	NE	< 0.0049	< 0.0051	< 0.0050 UJ	< 0.0050	< 0.0049	< 0.0050	< 0.0050	< 0.0049	< 0.0052	< 0.0054	< 0.0051	< 0.0050	< 0.0049	< 0.0049
Dichlorobiphenyl	NE	NE	< 0.00098	< 0.0010	**0.011 J**	< 0.0010	< 0.00098	< 0.0010	< 0.0010	< 0.00098	**0.0098**	< 0.0011	< 0.0010	< 0.0010	< 0.00097	< 0.00097
Heptachlorobiphenyl	NE	NE	< 0.0029	< 0.0031	< 0.0030 UJ	< 0.0030	< 0.0029	< 0.0030	< 0.0030	< 0.0029	< 0.0031	< 0.0032	< 0.0031	< 0.0030	< 0.0029	< 0.0029
Hexachlorobiphenyl	NE	NE	< 0.0020	< 0.0020	< 0.0020 UJ	< 0.0020	< 0.0020	< 0.0020	< 0.0020	< 0.0020	< 0.0021	< 0.0022	< 0.0020	< 0.0020	< 0.0019	< 0.0019
Monochlorobiphenyl	NE	NE	< 0.00098	< 0.0010	**0.0041 J**	< 0.0010	< 0.00098	< 0.0010	< 0.0010	< 0.00098	**0.0079**	< 0.0011	< 0.0010	**0.0019**	< 0.00097	< 0.00097
Nonachlorobiphenyl	NE	NE	< 0.0049	< 0.0051	< 0.0050 UJ	< 0.0050	< 0.0049	< 0.0050	< 0.0050	< 0.0049	< 0.0052	< 0.0054	< 0.0051	< 0.0050	< 0.0049	< 0.0049
Octachlorobiphenyl	NE	NE	< 0.0029	< 0.0031	< 0.0030 UJ	< 0.0030	< 0.0029	< 0.0030	< 0.0030	< 0.0029	< 0.0031	< 0.0032	< 0.0031	< 0.0030	< 0.0029	< 0.0029
Pentachlorobiphenyl	NE	NE	< 0.0020	< 0.0020	< 0.0020 UJ	< 0.0020	< 0.0020	< 0.0020	< 0.0020	< 0.0020	**0.0040**	< 0.0022	< 0.0020	< 0.0020	< 0.0019	< 0.0019
Tetrachlorobiphenyl	NE	NE	**0.0034**	**0.0030**	< 0.0020 UJ	< 0.0020	< 0.0020	< 0.0020	**0.0025**	**0.0061**	**0.0077**	< 0.0022	< 0.0020	< 0.0020	< 0.0019	< 0.0019
Trichlorobiphenyl	NE	NE	**0.0027**	**0.0026**	**0.0034 J**	< 0.0010	< 0.00098	< 0.0010	< 0.0010	< 0.00098	**0.0011**	< 0.0011	< 0.0010	< 0.0020	< 0.0019	< 0.0019
Total PCB Homologues	**0.5**	**0.5**	**0.0061**	**0.0056**	**0.019 J**	< 0.0050	< 0.0049	< 0.0050	**0.0025**	**0.0061**	**0.030**	ND	ND	**0.0019**	< 0.0049	< 0.0049

Notes:
This is a summary table. Only detected compounds are presented.
Bold = Detected above reporting limit
GWPC = Ground water protection criteria
SWPC = Surface water protection criteria
Orange highlighted cells exceed GWPC
Yellow highlighted cells exceed SWPC
Italicized criteria indicate that criteria value is from CTDEEP Recommended Criteria Values for Common Additional Polluting Substances and Alternative Criteria Requests (September 2018)
<0.01 = Not detected above the specified laboratory reporting limit
NE = Criteriion has not been established
NA = Not analyzed for specific constituent
ug/L = microgram per liter
mg/L = milligram per Liter
(1) 0.1 mg/l is the current recommended screening criteria and requires CTDEEP approval to implement. 0.25 mg/l is the proposed GWPC.
(2) 100 ug/l is the promulgated GWPC. 70 ug/l is the Drinking Water Action Level set by the Connecticut Department of Public Health.

Table 3
Groundwater Analytical Data
February 2013 through November 2020

Location ID Sample ID Sample Date SDG	GWPC	SWPC	MW-AL10 MW-AL10-110420-1 11/4/2020 20K0158	MW-AM16 MW-AM16-021413-1 2/14/2013 SB64640	MW-AM16 MW-AM16-051613-1 5/16/2013 SB69757	MW-AM16 MW-AM16-08212013-1 8/21/2013 SB75423	MW-AM16 MW-AM16-11132013-1 11/13/2013 SB80244	MW-AM16 MW-AM16-04172014-1 4/17/2014 SB87931	MW-AM16 MW-AM16-092314-1 9/23/2014 14090840	MW-AM16 MW-AM16-121814-1 12/18/2014 14120427	MW-AM16 MW-AM16-071515-1 7/15/2015 15070383	MW-AM16 MW-AM16-011216 1/12/2016 16010209	MW-AM16 MW-AM16-041516 4/15/2016 16040347	MW-AM16 MW-AM16-082516 8/25/2016 16080629	MW-AM16 MW-AM16-122216-1 12/22/2016 16L1122	MW-AM16 MW-AM16-20170411-1 4/11/2017 17D0505
CT ETPH (mg/l)																
Aliphatic Hydrocarbons (ETPH) C9-C36	**0.25**	*0.25*	**0.22**	< 0.2	< 0.2	< 0.2	< 0.2	< 0.2	NA	NA	NA	NA	NA	NA	NA	NA
Total Petroleum Hydrocarbons	**0.25**	*0.25*	NA	< 0.2	< 0.2	< 0.2	< 0.2	< 0.2	NA	NA	NA	NA	NA	NA	NA	NA
Unidentified	NE	NE	NA	< 0.2	< 0.2	< 0.2	< 0.2	< 0.2	NA	NA	NA	NA	NA	NA	NA	NA
VOCs (ug/l)																
1,2,4-Trimethylbenzene	*5*	*49*	< 0.50	< 1.00	< 1.00	< 1.00	< 1.00	< 1.00	NA	NA	NA	NA	NA	NA	NA	NA
Acetone	700	*10000*	< 10	< 10.0	< 10.0	< 10.0	< 10.0	< 10.0	NA	NA	NA	NA	NA	NA	NA	NA
Chloroform	**6**	14100	< 0.50	< 1.00	< 1.00	< 1.00	< 1.00	< 1.00	NA	NA	NA	NA	NA	NA	NA	NA
Chloromethane	*18*	*10000*	< 1.0	< 2.00	< 2.00	< 2.00	< 2.00	< 2.00	NA	NA	NA	NA	NA	NA	NA	NA
Methyl Tert Butyl Ether (MTBE)	70	*10000*	< 0.50	< 1.00	< 1.00	< 1.00	< 1.00	< 1.00	NA	NA	NA	NA	NA	NA	NA	NA
Naphthalene	280	*210*	< 2.0	< 1.00	< 1.00	< 1.00	< 1.00	< 1.00	NA	NA	NA	NA	NA	NA	NA	NA
p-Isopropyltoluene	*25*	*200*	< 0.50	< 1.00	< 1.00	< 1.00	< 1.00	< 1.00	NA	NA	NA	NA	NA	NA	NA	NA
Tetrachloroethylene	5	88	< 1.0	< 1.00	< 1.00	< 1.00	< 1.00	< 1.00	NA	NA	NA	NA	NA	NA	NA	NA
Tetrahydrofuran	*4*	*9600*	< 10	< 2.00	< 2.00	< 2.00	< 2.00	< 2.00	NA	NA	NA	NA	NA	NA	NA	NA
Toluene	1000	4000000	< 1.0	< 1.00	< 1.00	< 1.00	< 1.00	< 1.00	NA	NA	NA	NA	NA	NA	NA	NA
Trichloroethene	5	2340	< 1.0	< 1.00	< 1.00	< 1.00	< 1.00	< 1.00	NA	NA	NA	NA	NA	NA	NA	NA
SVOCs (ug/l)																
2-Methylnaphthalene	*28*	*62*	< 1.2	NA	NA	NA	NA	NA	NA	NA	NA	NA	NA	NA	NA	NA
Acenaphthene	*420*	*150*	< 0.35	NA	NA	NA	NA	NA	NA	NA	NA	NA	NA	NA	NA	NA
Acenaphthylene	420	**0.3**	< 0.23	NA	NA	NA	NA	NA	NA	NA	NA	NA	NA	NA	NA	NA
Anthracene	2000	1100000	< 0.23	NA	NA	NA	NA	NA	NA	NA	NA	NA	NA	NA	NA	NA
Benzo(a)anthracene	**0.06**	**0.3**	< 0.058	NA	NA	NA	NA	NA	NA	NA	NA	NA	NA	NA	NA	NA
Benzo(a)pyrene	**0.2**	**0.3**	< 0.12	NA	NA	NA	NA	NA	NA	NA	NA	NA	NA	NA	NA	NA
Benzo(b)fluoranthene	**0.08**	**0.3**	< 0.058	NA	NA	NA	NA	NA	NA	NA	NA	NA	NA	NA	NA	NA
Benzo(g,h,i)perylene	*0.48*	*150*	< 0.58	NA	NA	NA	NA	NA	NA	NA	NA	NA	NA	NA	NA	NA
Benzo(k)fluoranthene	**0.5**	**0.3**	< 0.23	NA	NA	NA	NA	NA	NA	NA	NA	NA	NA	NA	NA	NA
Chrysene	*4.8*	*0.54*	< 0.23	NA	NA	NA	NA	NA	NA	NA	NA	NA	NA	NA	NA	NA
Dibenzo(a,h)anthracene	*0.1*	*0.3*	< 0.12	NA	NA	NA	NA	NA	NA	NA	NA	NA	NA	NA	NA	NA
Fluoranthene	280	3700	< 0.58	NA	NA	NA	NA	NA	NA	NA	NA	NA	NA	NA	NA	NA
Fluorene	280	140000	< 1.2	NA	NA	NA	NA	NA	NA	NA	NA	NA	NA	NA	NA	NA
Indeno(1,2,3-cd)pyrene	*0.1*	*0.54*	< 0.12	NA	NA	NA	NA	NA	NA	NA	NA	NA	NA	NA	NA	NA
Naphthalene	280	*210*	< 1.2	NA	NA	NA	NA	NA	NA	NA	NA	NA	NA	NA	NA	NA
Phenanthrene	200	**0.077**	< 0.058	NA	NA	NA	NA	NA	NA	NA	NA	NA	NA	NA	NA	NA
Pyrene	200	110000	< 1.2	NA	NA	NA	NA	NA	NA	NA	NA	NA	NA	NA	NA	NA
SVOC-SIMs (ug/l)																
1-Methylnaphthalene	*5*	*61*	NA	< 0.050	< 0.050	< 0.050	< 0.050	< 0.050	NA	NA	NA	NA	NA	NA	NA	NA
2-Methylnaphthalene	*28*	*62*	NA	< 0.050	< 0.050	< 0.050	< 0.050	< 0.050	NA	NA	NA	NA	NA	NA	NA	NA
Acenaphthene	*420*	*150*	NA	< 0.050	< 0.050	< 0.050	< 0.050	< 0.050	NA	NA	NA	NA	NA	NA	NA	NA
Acenaphthylene	420	0.3	NA	< 0.050	< 0.050	< 0.050	< 0.050	< 0.050	NA	NA	NA	NA	NA	NA	NA	NA
Anthracene	2000	1100000	NA	< 0.050	< 0.050	< 0.050	< 0.050	< 0.050	NA	NA	NA	NA	NA	NA	NA	NA
Benzo(a)anthracene	**0.06**	0.3	NA	< 0.050	< 0.050	< 0.050	< 0.050	< 0.050	NA	NA	NA	NA	NA	NA	NA	NA
Benzo(a)pyrene	0.2	0.3	NA	< 0.050	< 0.050	< 0.050	< 0.050	< 0.050	NA	NA	NA	NA	NA	NA	NA	NA
Benzo(b)fluoranthene	**0.08**	0.3	NA	< 0.050	< 0.050	< 0.050	< 0.050	< 0.050	NA	NA	NA	NA	NA	NA	NA	NA
Benzo(g,h,i)perylene	*0.48*	*150*	NA	< 0.050	< 0.050	< 0.050	< 0.050	< 0.050	NA	NA	NA	NA	NA	NA	NA	NA
Benzo(k)fluoranthene	0.5	0.3	NA	< 0.050	< 0.050	< 0.050	< 0.050	< 0.050	NA	NA	NA	NA	NA	NA	NA	NA
Chrysene	*4.8*	*0.54*	NA	< 0.050	< 0.050	< 0.050	< 0.050	< 0.050	NA	NA	NA	NA	NA	NA	NA	NA
Dibenzo(a,h)anthracene	*0.1*	*0.3*	NA	< 0.050	< 0.050	< 0.050	< 0.050	< 0.050	NA	NA	NA	NA	NA	NA	NA	NA
Fluoranthene	280	3700	NA	< 0.050	< 0.050	< 0.050	< 0.050	< 0.050	NA	NA	NA	NA	NA	NA	NA	NA
Fluorene	280	140000	NA	< 0.050	< 0.050	< 0.050	< 0.050	< 0.050	NA	NA	NA	NA	NA	NA	NA	NA
Indeno(1,2,3-cd)pyrene	*0.1*	*0.54*	NA	< 0.050	< 0.050	< 0.050	< 0.050	< 0.050	NA	NA	NA	NA	NA	NA	NA	NA
Naphthalene	280	*210*	NA	< 0.050	< 0.050	< 0.090	< 0.050	< 0.050	NA	NA	NA	NA	NA	NA	NA	NA
Phenanthrene	200	**0.077**	NA	< 0.050	< 0.050	< 0.050	< 0.050	< 0.050	NA	NA	NA	NA	NA	NA	NA	NA
Pyrene	200	110000	NA	< 0.050	< 0.050	< 0.050	< 0.050	< 0.050	NA	NA	NA	NA	NA	NA	NA	NA
Total Metals (mg/l)																
Antimony	**0.006**	86	< 0.0010	< 0.0300	< 0.0060	< 0.0060	< 0.0060	< 0.0060	NA	NA	NA	NA	NA	NA	NA	NA
Arsenic	**0.05**	**0.004**	< 0.00080	< 0.0040	< 0.0040	< 0.0040	< 0.0040	< 0.0040	NA	NA	NA	NA	NA	NA	NA	NA
Barium	**1**	**2.2**	**0.18**	**0.260**	**0.365**	**0.328**	**0.271**	**0.213**	NA	NA	NA	NA	NA	NA	NA	NA
Beryllium	**0.004**	**0.004**	< 0.00040	< 0.0020	< 0.0020	< 0.0020	< 0.0020	< 0.0020	NA	NA	NA	NA	NA	NA	NA	NA
Cadmium	0.005	0.006	< 0.00020	< 0.0025	< 0.0025	< 0.0025	< 0.0025	< 0.0025	NA	NA	NA	NA	NA	NA	NA	NA
Calcium	NE	NE	NA	**119**	**129**	**99.4**	**113**	NA	NA	NA	NA	NA	NA	NA	NA	NA
Chromium	**0.05**	NE	**0.0011**	< 0.0050	< 0.0050	< 0.0050	< 0.0050	< 0.0050	NA	NA	NA	NA	NA	NA	NA	NA
Cobalt	NE	NE	< 0.0010	NA	NA	NA	NA	NA	NA	NA	NA	NA	NA	NA	NA	NA
Copper	1.3	**0.048**	**0.0053**	< 0.0050	< 0.0050	< 0.0050	< 0.0050	< 0.0050	NA	NA	NA	NA	NA	NA	NA	NA
Iron	NE	*10*	**0.50**	**51.6**	**64.0**	**50.2**	**35.5**	NA	NA	NA	NA	NA	NA	NA	NA	NA
Lead	**0.015**	**0.013**	< 0.00050	< 0.0075	< 0.0075	< 0.0075	< 0.0075	< 0.0075	NA	NA	NA	NA	NA	NA	NA	NA
Magnesium	NE	NE	**9.2**	**33.0**	**37.7**	**30.4**	**34.2**	NA	NA	NA	NA	NA	NA	NA	NA	NA
Manganese	*0.5*	*0.93*	NA	**8.16**	**11.6**	**9.65**	**7.67**	NA	NA	NA	NA	NA	NA	NA	NA	NA
Mercury	0.002	0.0004	< 0.00010	< 0.00020	< 0.00020	< 0.00020	< 0.00020	< 0.00020	NA	NA	NA	NA	NA	NA	NA	NA
Nickel	**0.1**	**0.88**	< 0.0050	< 0.0050	< 0.0050	< 0.0050	< 0.0050	< 0.0050	NA	NA	NA	NA	NA	NA	NA	NA
Potassium	NE	NE	NA	**6.36**	**5.70**	**6.18**	**5.78**	NA	NA	NA	NA	NA	NA	NA	NA	NA
Selenium	0.05	0.05	< 0.0050	< 0.0750	< 0.0150	< 0.0150	< 0.0150	< 0.0150	NA	NA	NA	NA	NA	NA	NA	NA
Silver	0.036	0.012	< 0.00020	< 0.0050	< 0.0050	< 0.0050	< 0.0050	< 0.0050	NA	NA	NA	NA	NA	NA	NA	NA
Sodium	NE	NE	NA	**19.2**	**20.0**	**21.4**	**23.0**	NA	NA	NA	NA	NA	NA	NA	NA	NA
Thallium	**0.005**	0.063	< 0.00020	< 0.0050	< 0.0050	< 0.0050	< 0.0050	< 0.0050	NA	NA	NA	NA	NA	NA	NA	NA
Vanadium	**0.05**	*0.27*	< 0.0050	< 0.0050	< 0.0050	< 0.0050	< 0.0050	< 0.0050	NA	NA	NA	NA	NA	NA	NA	NA
Zinc	**5**	**0.123**	**0.2**	< 0.0050	**0.0502**	**0.0064**	**0.0082**	**0.0076**	NA	NA	NA	NA	NA	NA	NA	NA

Table 3
Groundwater Analytical Data
February 2013 through November 2020

Location ID Sample ID Sample Date SDG	GWPC	SWPC	MW-AL10 MW-AL10-110420-1 11/4/2020 20K0158	MW-AM16 MW-AM16-021413-1 2/14/2013 SB64640	MW-AM16 MW-AM16-051613-1 5/16/2013 SB69757	MW-AM16 MW-AM16-08212013-1 8/21/2013 SB75423	MW-AM16 MW-AM16-11132013-1 11/13/2013 SB80244	MW-AM16 MW-AM16-04172014-1 4/17/2014 SB87931	MW-AM16 MW-AM16-092314-1 9/23/2014 14090840	MW-AM16 MW-AM16-121814-1 12/18/2014 14120427	MW-AM16 MW-AM16-071515-1 7/15/2015 15070383	MW-AM16 MW-AM16-011216 1/12/2016 16010209	MW-AM16 MW-AM16-041516 4/15/2016 16040347	MW-AM16 MW-AM16-082516 8/25/2016 16080629	MW-AM16 MW-AM16-122216-1 12/22/2016 16L1122	MW-AM16 MW-AM16-20170411-1 4/11/2017 17D0505
PCBs (ug/l)																
Aroclor 1016	NE	NE	NA	NA	NA	NA	NA	NA	NA	NA	NA	NA	NA	NA	NA	NA
Aroclor 1221	NE	NE	NA	NA	NA	NA	NA	NA	NA	NA	NA	NA	NA	NA	NA	NA
Aroclor 1232	NE	NE	NA	NA	NA	NA	NA	NA	NA	NA	NA	NA	NA	NA	NA	NA
Aroclor 1242	NE	NE	NA	NA	NA	NA	NA	NA	NA	NA	NA	NA	NA	NA	NA	NA
Aroclor 1248	NE	NE	NA	NA	NA	NA	NA	NA	NA	NA	NA	NA	NA	NA	NA	NA
Aroclor 1254	NE	NE	NA	NA	NA	NA	NA	NA	NA	NA	NA	NA	NA	NA	NA	NA
Aroclor 1260	NE	NE	NA	NA	NA	NA	NA	NA	NA	NA	NA	NA	NA	NA	NA	NA
Aroclor 1262	NE	NE	NA	NA	NA	NA	NA	NA	NA	NA	NA	NA	NA	NA	NA	NA
Aroclor 1268	NE	NE	NA	NA	NA	NA	NA	NA	NA	NA	NA	NA	NA	NA	NA	NA
Total PCB Aroclors	0.5	0.5	NA	NA	NA	NA	NA	NA	NA	NA	NA	NA	NA	NA	NA	NA
Pesticides (ug/l)																
Total Pesticides	NE	NE	< 0.044	NA	NA	NA	NA	NA	NA	NA	NA	NA	NA	NA	NA	NA
Herbicides (ug/l)																
Total Herbicides	NE	NE	< 1.2	NA	NA	NA	NA	NA	NA	NA	NA	NA	NA	NA	NA	NA
PCB Homologs (ug/l)																
Decachlorobiphenyl (PCB-209)	NE	NE	< 0.0052	< 0.025	< 0.025	< 0.025	< 0.025	< 0.025	< 0.025	< 0.025	< 0.025	< 0.0255	< 0.0272	< 0.025	< 0.0050	< 0.0051
Dichlorobiphenyl	NE	NE	< 0.0010	< 0.005	< 0.005	< 0.005	< 0.005	< 0.005	**0.0315**	**0.0142**	< 0.005	< 0.0051	< 0.00544	< 0.005	**0.0064**	**0.059**
Heptachlorobiphenyl	NE	NE	< 0.0031	< 0.015	< 0.015	< 0.015	< 0.015	< 0.015	< 0.015	< 0.015	< 0.015	< 0.0153	< 0.0163	< 0.015	< 0.0030	< 0.0030
Hexachlorobiphenyl	NE	NE	< 0.0021	< 0.01	< 0.01	< 0.01	< 0.01	< 0.01	< 0.01	< 0.01	< 0.01	< 0.0102	< 0.0109	< 0.01	< 0.0020	< 0.0020
Monochlorobiphenyl	NE	NE	< 0.0010	< 0.005	< 0.005	< 0.005	< 0.005	< 0.005	< 0.005	< 0.005	< 0.005	< 0.0051	< 0.00544	< 0.005	**0.0015**	**0.0076**
Nonachlorobiphenyl	NE	NE	< 0.0052	< 0.025	< 0.025	< 0.025	< 0.025	< 0.025	< 0.025	< 0.025	< 0.025	< 0.0255	< 0.0272	< 0.025	< 0.0050	< 0.0051
Octachlorobiphenyl	NE	NE	< 0.0031	< 0.015	< 0.015	< 0.015	< 0.015	< 0.015	< 0.015	< 0.015	< 0.015	< 0.0153	< 0.0163	< 0.015	< 0.0030	< 0.0030
Pentachlorobiphenyl	NE	NE	< 0.0021	< 0.01	< 0.01	< 0.01	< 0.01	< 0.01	< 0.01	< 0.01	< 0.01	< 0.0102	< 0.0109	< 0.01	**0.0090**	< 0.0020
Tetrachlorobiphenyl	NE	NE	< 0.0021	< 0.01	< 0.01	< 0.01	< 0.01	< 0.01	**0.130**	< 0.01	< 0.01	< 0.0102	< 0.0109	< 0.01	**0.028**	**0.023**
Trichlorobiphenyl	NE	NE	< 0.0021	< 0.005	< 0.005	< 0.005	< 0.005	< 0.005	**0.115**	< 0.005	< 0.005	< 0.0051	< 0.00544	< 0.005	**0.017**	**0.036**
Total PCB Homologues	**0.5**	**0.5**	ND	< 0.025	< 0.025	< 0.025	< 0.025	< 0.025	**0.277**	**0.0142**	< 0.025	< 0.0255	< 0.0272	< 0.025	**0.062**	**0.1256**

Notes:
This is a summary table. Only detected compounds are presented.
Bold = Detected above reporting limit
GWPC = Ground water protection criteria
SWPC = Surface water protection criteria
Orange highlighted cells exceed GWPC
Yellow highlighted cells exceed SWPC
Italicized criteria indicate that criteria value is from CTDEEP Recommended Criteria Values for Common Additional Polluting Substances and Alternative Criteria Requests (September 2018)
<0.01 = Not detected above the specified laboratory reporting limit
NE = Criteriion has not been established
NA = Not analyzed for specific constituent
ug/L = microgram per liter
mg/L = milligram per Liter
(1) 0.1 mg/l is the current recommended screening criteria and requires CTDEEP approval to implement. 0.25 mg/l is the proposed GWPC.
(2) 100 ug/l is the promulgated GWPC. 70 ug/l is the Drinking Water Action Level set by the Connecticut Department of Public Health.

Table 3
Groundwater Analytical Data
February 2013 through November 2020

Location ID Sample ID Sample Date SDG	GWPC	SWPC	MW-AM16 MW-AM16-082917-1 8/29/2017 17H1571	MW-AM16 MW-AM16-111517-1 11/15/2017 17K0912	MW-AM16 MW-AM16-030918-1 3/9/2018 18C0412	MW-AM16 MW-AM16-062818-1 6/28/2018 18F1460	MW-AM16 MW-AM16R-092718-1 9/27/2018 18I1258	MW-AM16 MW-AM16-121118-1 12/11/2018 18L0484	MW-AM16 MW-AM16-041819-1 4/18/2019 19D0971	MW-AM16 MW-AM16-071819-1 7/18/2019 19G0975	MW-AM16 MW-AM16-102419-1 10/24/2019 19J1561	MW-AM16 MW-AM16-011720-1 1/17/2020 20A0803	MW-AM16 MW-AM16-040620-1 4/6/2020 20D0235	MW-AM16 MW-AM16-070920-1 7/9/2020 20G0415	MW-AM16 MW-AM16-110520-1 11/5/2020 20K0258	MW-AM16D MW-AM16-D-082917-1 8/29/2017 17H1571
CT ETPH (mg/l)																
Aliphatic Hydrocarbons (ETPH) C9-C36	**0.25**	*0.25*	NA	NA	NA	NA	NA	NA	NA	NA	NA	NA	NA	NA	**0.39**	NA
Total Petroleum Hydrocarbons	**0.25**	*0.25*	NA	NA	NA	NA	NA	NA	NA	NA	NA	NA	NA	NA	NA	NA
Unidentified	NE	NE	NA	NA	NA	NA	NA	NA	NA	NA	NA	NA	NA	NA	NA	NA
VOCs (ug/l)																
1,2,4-Trimethylbenzene	*5*	*49*	NA	NA	NA	NA	NA	NA	NA	NA	NA	NA	NA	NA	< 0.50	NA
Acetone	700	*10000*	NA	NA	NA	NA	NA	NA	NA	NA	NA	NA	NA	NA	< 10	NA
Chloroform	**6**	14100	NA	NA	NA	NA	NA	NA	NA	NA	NA	NA	NA	NA	< 0.50	NA
Chloromethane	*18*	*10000*	NA	NA	NA	NA	NA	NA	NA	NA	NA	NA	NA	NA	< 0.60	NA
Methyl Tert Butyl Ether (MTBE)	70	*10000*	NA	NA	NA	NA	NA	NA	NA	NA	NA	NA	NA	NA	< 0.50	NA
Naphthalene	280	*210*	NA	NA	NA	NA	NA	NA	NA	NA	NA	NA	NA	NA	< 2.0	NA
p-Isopropyltoluene	*25*	*200*	NA	NA	NA	NA	NA	NA	NA	NA	NA	NA	NA	NA	< 0.50	NA
Tetrachloroethylene	5	88	NA	NA	NA	NA	NA	NA	NA	NA	NA	NA	NA	NA	< 1.0	NA
Tetrahydrofuran	*4*	*9600*	NA	NA	NA	NA	NA	NA	NA	NA	NA	NA	NA	NA	< 10	NA
Toluene	1000	4000000	NA	NA	NA	NA	NA	NA	NA	NA	NA	NA	NA	NA	< 1.0	NA
Trichloroethene	5	2340	NA	NA	NA	NA	NA	NA	NA	NA	NA	NA	NA	NA	< 1.0	NA
SVOCs (ug/l)																
2-Methylnaphthalene	*28*	*62*	NA	NA	NA	NA	NA	NA	NA	NA	NA	NA	NA	NA	< 1.0	NA
Acenaphthene	*420*	*150*	NA	NA	NA	NA	NA	NA	NA	NA	NA	NA	NA	NA	< 0.30	NA
Acenaphthylene	420	**0.3**	NA	NA	NA	NA	NA	NA	NA	NA	NA	NA	NA	NA	< 0.20	NA
Anthracene	2000	1100000	NA	NA	NA	NA	NA	NA	NA	NA	NA	NA	NA	NA	< 0.20	NA
Benzo(a)anthracene	**0.06**	**0.3**	NA	NA	NA	NA	NA	NA	NA	NA	NA	NA	NA	NA	< 0.050	NA
Benzo(a)pyrene	**0.2**	**0.3**	NA	NA	NA	NA	NA	NA	NA	NA	NA	NA	NA	NA	< 0.10	NA
Benzo(b)fluoranthene	**0.08**	**0.3**	NA	NA	NA	NA	NA	NA	NA	NA	NA	NA	NA	NA	< 0.050	NA
Benzo(g,h,i)perylene	*0.48*	*150*	NA	NA	NA	NA	NA	NA	NA	NA	NA	NA	NA	NA	< 0.50	NA
Benzo(k)fluoranthene	**0.5**	**0.3**	NA	NA	NA	NA	NA	NA	NA	NA	NA	NA	NA	NA	< 0.20	NA
Chrysene	*4.8*	*0.54*	NA	NA	NA	NA	NA	NA	NA	NA	NA	NA	NA	NA	< 0.20	NA
Dibenzo(a,h)anthracene	*0.1*	*0.3*	NA	NA	NA	NA	NA	NA	NA	NA	NA	NA	NA	NA	< 0.10	NA
Fluoranthene	280	3700	NA	NA	NA	NA	NA	NA	NA	NA	NA	NA	NA	NA	< 0.50	NA
Fluorene	280	140000	NA	NA	NA	NA	NA	NA	NA	NA	NA	NA	NA	NA	< 1.0	NA
Indeno(1,2,3-cd)pyrene	*0.1*	*0.54*	NA	NA	NA	NA	NA	NA	NA	NA	NA	NA	NA	NA	< 0.10	NA
Naphthalene	280	*210*	NA	NA	NA	NA	NA	NA	NA	NA	NA	NA	NA	NA	< 1.0	NA
Phenanthrene	200	**0.077**	NA	NA	NA	NA	NA	NA	NA	NA	NA	NA	NA	NA	< 0.050	NA
Pyrene	200	110000	NA	NA	NA	NA	NA	NA	NA	NA	NA	NA	NA	NA	< 1.0	NA
SVOC-SIMs (ug/l)																
1-Methylnaphthalene	*5*	*61*	NA	NA	NA	NA	NA	NA	NA	NA	NA	NA	NA	NA	NA	NA
2-Methylnaphthalene	*28*	*62*	NA	NA	NA	NA	NA	NA	NA	NA	NA	NA	NA	NA	NA	NA
Acenaphthene	*420*	*150*	NA	NA	NA	NA	NA	NA	NA	NA	NA	NA	NA	NA	NA	NA
Acenaphthylene	420	0.3	NA	NA	NA	NA	NA	NA	NA	NA	NA	NA	NA	NA	NA	NA
Anthracene	2000	1100000	NA	NA	NA	NA	NA	NA	NA	NA	NA	NA	NA	NA	NA	NA
Benzo(a)anthracene	**0.06**	0.3	NA	NA	NA	NA	NA	NA	NA	NA	NA	NA	NA	NA	NA	NA
Benzo(a)pyrene	0.2	0.3	NA	NA	NA	NA	NA	NA	NA	NA	NA	NA	NA	NA	NA	NA
Benzo(b)fluoranthene	**0.08**	0.3	NA	NA	NA	NA	NA	NA	NA	NA	NA	NA	NA	NA	NA	NA
Benzo(g,h,i)perylene	*0.48*	*150*	NA	NA	NA	NA	NA	NA	NA	NA	NA	NA	NA	NA	NA	NA
Benzo(k)fluoranthene	0.5	0.3	NA	NA	NA	NA	NA	NA	NA	NA	NA	NA	NA	NA	NA	NA
Chrysene	*4.8*	*0.54*	NA	NA	NA	NA	NA	NA	NA	NA	NA	NA	NA	NA	NA	NA
Dibenzo(a,h)anthracene	*0.1*	*0.3*	NA	NA	NA	NA	NA	NA	NA	NA	NA	NA	NA	NA	NA	NA
Fluoranthene	280	3700	NA	NA	NA	NA	NA	NA	NA	NA	NA	NA	NA	NA	NA	NA
Fluorene	280	140000	NA	NA	NA	NA	NA	NA	NA	NA	NA	NA	NA	NA	NA	NA
Indeno(1,2,3-cd)pyrene	*0.1*	*0.54*	NA	NA	NA	NA	NA	NA	NA	NA	NA	NA	NA	NA	NA	NA
Naphthalene	280	*210*	NA	NA	NA	NA	NA	NA	NA	NA	NA	NA	NA	NA	NA	NA
Phenanthrene	200	**0.077**	NA	NA	NA	NA	NA	NA	NA	NA	NA	NA	NA	NA	NA	NA
Pyrene	200	110000	NA	NA	NA	NA	NA	NA	NA	NA	NA	NA	NA	NA	NA	NA
Total Metals (mg/l)																
Antimony	**0.006**	86	NA	NA	NA	NA	NA	NA	NA	NA	NA	NA	NA	NA	< 0.0010	NA
Arsenic	**0.05**	**0.004**	NA	NA	NA	NA	NA	NA	NA	NA	NA	NA	NA	NA	< 0.00080	NA
Barium	**1**	**2.2**	NA	NA	NA	NA	NA	NA	NA	NA	NA	NA	NA	NA	**0.11**	NA
Beryllium	**0.004**	**0.004**	NA	NA	NA	NA	NA	NA	NA	NA	NA	NA	NA	NA	< 0.00040	NA
Cadmium	0.005	0.006	NA	NA	NA	NA	NA	NA	NA	NA	NA	NA	NA	NA	< 0.00020	NA
Calcium	NE	NE	NA	NA	NA	NA	NA	NA	NA	NA	NA	NA	NA	NA	NA	NA
Chromium	**0.05**	NE	NA	NA	NA	NA	NA	NA	NA	NA	NA	NA	NA	NA	**0.0015**	NA
Cobalt	NE	NE	NA	NA	NA	NA	NA	NA	NA	NA	NA	NA	NA	NA	< 0.0010	NA
Copper	1.3	**0.048**	NA	NA	NA	NA	NA	NA	NA	NA	NA	NA	NA	NA	**0.0039**	NA
Iron	NE	*10*	NA	NA	NA	NA	NA	NA	NA	NA	NA	NA	NA	NA	**28**	NA
Lead	**0.015**	**0.013**	NA	NA	NA	NA	NA	NA	NA	NA	NA	NA	NA	NA	< 0.00050	NA
Magnesium	NE	NE	NA	NA	NA	NA	NA	NA	NA	NA	NA	NA	NA	NA	**21**	NA
Manganese	*0.5*	*0.93*	NA	NA	NA	NA	NA	NA	NA	NA	NA	NA	NA	NA	**0.48**	NA
Mercury	0.002	0.0004	NA	NA	NA	NA	NA	NA	NA	NA	NA	NA	NA	NA	< 0.00010	NA
Nickel	**0.1**	**0.88**	NA	NA	NA	NA	NA	NA	NA	NA	NA	NA	NA	NA	< 0.0050	NA
Potassium	NE	NE	NA	NA	NA	NA	NA	NA	NA	NA	NA	NA	NA	NA	NA	NA
Selenium	0.05	0.05	NA	NA	NA	NA	NA	NA	NA	NA	NA	NA	NA	NA	< 0.0050	NA
Silver	0.036	0.012	NA	NA	NA	NA	NA	NA	NA	NA	NA	NA	NA	NA	< 0.00020	NA
Sodium	NE	NE	NA	NA	NA	NA	NA	NA	NA	NA	NA	NA	NA	NA	NA	NA
Thallium	**0.005**	0.063	NA	NA	NA	NA	NA	NA	NA	NA	NA	NA	NA	NA	< 0.00020	NA
Vanadium	**0.05**	*0.27*	NA	NA	NA	NA	NA	NA	NA	NA	NA	NA	NA	NA	< 0.0050	NA
Zinc	**5**	**0.123**	NA	NA	NA	NA	NA	NA	NA	NA	NA	NA	NA	NA	< 0.01	NA

Table 3
Groundwater Analytical Data
February 2013 through November 2020

Location ID Sample ID Sample Date SDG	GWPC	SWPC	MW-AM16 MW-AM16-082917-1 8/29/2017 17H1571	MW-AM16 MW-AM16-111517-1 11/15/2017 17K0912	MW-AM16 MW-AM16-030918-1 3/9/2018 18C0412	MW-AM16 MW-AM16-062818-1 6/28/2018 18F1460	MW-AM16 MW-AM16R-092718-1 9/27/2018 18I1258	MW-AM16 MW-AM16-121118-1 12/11/2018 18L0484	MW-AM16 MW-AM16-041819-1 4/18/2019 19D0971	MW-AM16 MW-AM16-071819-1 7/18/2019 19G0975	MW-AM16 MW-AM16-102419-1 10/24/2019 19J1561	MW-AM16 MW-AM16-011720-1 1/17/2020 20A0803	MW-AM16 MW-AM16-040620-1 4/6/2020 20D0235	MW-AM16 MW-AM16-070920-1 7/9/2020 20G0415	MW-AM16 MW-AM16-110520-1 11/5/2020 20K0258	MW-AM16D MW-AM16-D-082917-1 8/29/2017 17H1571
PCBs (ug/l)																
Aroclor 1016	NE	NE	NA	NA	NA	NA	NA	NA	NA	NA	NA	NA	NA	NA	NA	NA
Aroclor 1221	NE	NE	NA	NA	NA	NA	NA	NA	NA	NA	NA	NA	NA	NA	NA	NA
Aroclor 1232	NE	NE	NA	NA	NA	NA	NA	NA	NA	NA	NA	NA	NA	NA	NA	NA
Aroclor 1242	NE	NE	NA	NA	NA	NA	NA	NA	NA	NA	NA	NA	NA	NA	NA	NA
Aroclor 1248	NE	NE	NA	NA	NA	NA	NA	NA	NA	NA	NA	NA	NA	NA	NA	NA
Aroclor 1254	NE	NE	NA	NA	NA	NA	NA	NA	NA	NA	NA	NA	NA	NA	NA	NA
Aroclor 1260	NE	NE	NA	NA	NA	NA	NA	NA	NA	NA	NA	NA	NA	NA	NA	NA
Aroclor 1262	NE	NE	NA	NA	NA	NA	NA	NA	NA	NA	NA	NA	NA	NA	NA	NA
Aroclor 1268	NE	NE	NA	NA	NA	NA	NA	NA	NA	NA	NA	NA	NA	NA	NA	NA
Total PCB Aroclors	0.5	0.5	NA	NA	NA	NA	NA	NA	NA	NA	NA	NA	NA	NA	NA	NA
Pesticides (ug/l)																
Total Pesticides	NE	NE	NA	NA	NA	NA	< 0.049	< 0.039	< 0.039	< 0.042	NA	NA	NA	NA	< 0.040	NA
Herbicides (ug/l)																
Total Herbicides	NE	NE	NA	NA	NA	NA	NA	NA	NA	NA	NA	NA	NA	NA	< 1.2	NA
PCB Homologs (ug/l)																
Decachlorobiphenyl (PCB-209)	NE	NE	< 0.0050 UJ	< 0.0050	< 0.0049	< 0.0050	< 0.0051	< 0.0049	< 0.0049	< 0.0053	< 0.0048	< 0.0051	< 0.0050	< 0.0049	< 0.0049	< 0.0050 UJ
Dichlorobiphenyl	NE	NE	**0.0086 J**	**0.039**	**0.059**	**0.017**	**0.10**	**0.0034**	**0.0019**	< 0.0011	**0.0088**	**0.0037**	**0.0030**	< 0.00097	**0.0074**	**0.0014 J**
Heptachlorobiphenyl	NE	NE	< 0.0030 UJ	< 0.0030	< 0.0029	< 0.0030	< 0.0031	< 0.0029	< 0.0029	< 0.0032	< 0.0029	< 0.0031	< 0.0030	< 0.0029	< 0.0029	< 0.0030 UJ
Hexachlorobiphenyl	NE	NE	< 0.0020 UJ	< 0.0020	**0.0030**	< 0.0020	< 0.0020	< 0.0019	< 0.0020	**0.0048**	< 0.0019	< 0.0020	< 0.0020	< 0.0019	< 0.0020	< 0.0020 UJ
Monochlorobiphenyl	NE	NE	**0.0032 J**	**0.010**	**0.0071**	**0.0068**	**0.010**	< 0.00097	< 0.00098	< 0.0011	**0.0017**	**0.0033**	< 0.0010	< 0.00097	**0.0011**	< 0.0010 UJ
Nonachlorobiphenyl	NE	NE	< 0.0050 UJ	< 0.0050	< 0.0049	< 0.0050	< 0.0051	< 0.0049	< 0.0049	< 0.0053	< 0.0048	< 0.0051	< 0.0050	< 0.0049	< 0.0049	< 0.0050 UJ
Octachlorobiphenyl	NE	NE	< 0.0030 UJ	< 0.0030	< 0.0029	< 0.0030	< 0.0031	< 0.0029	< 0.0029	< 0.0032	< 0.0029	< 0.0031	< 0.0030	< 0.0029	< 0.0029	< 0.0030 UJ
Pentachlorobiphenyl	NE	NE	< 0.0020 UJ	**0.035**	**0.039**	**0.0073**	**0.028**	**0.0050**	< 0.0020	**0.024**	**0.0069**	< 0.0020	**0.0025**	< 0.0019	**0.0038**	< 0.0020 UJ
Tetrachlorobiphenyl	NE	NE	**0.022 J**	**0.15**	**0.18**	**0.047**	**0.20**	**0.031**	**0.013**	**0.063**	**0.024**	**0.012**	**0.014**	**0.0038**	**0.018**	< 0.0020 UJ
Trichlorobiphenyl	NE	NE	**0.014 J**	**0.098**	**0.17**	**0.027**	**0.19**	**0.023**	**0.0061**	**0.016**	**0.011**	**0.011**	**0.0087**	< 0.0019	**0.013**	**0.0011 J**
Total PCB Homologues	**0.5**	**0.5**	**0.048 J**	**0.332**	**0.4581**	**0.1051**	**0.54**	**0.062**	**0.021**	**0.11**	**0.053**	**0.03**	**0.028**	**0.0038**	**0.043**	**0.0024 J**

Notes:
This is a summary table. Only detected compounds are presented.
Bold = Detected above reporting limit
GWPC = Ground water protection criteria
SWPC = Surface water protection criteria
Orange highlighted cells exceed GWPC
Yellow highlighted cells exceed SWPC
Italicized criteria indicate that criteria value is from CTDEEP Recommended Criteria Values for Common Additional Polluting Substances and Alternative Criteria Requests (September 2018)
<0.01 = Not detected above the specified laboratory reporting limit
NE = Criteriion has not been established
NA = Not analyzed for specific constituent
ug/L = microgram per liter
mg/L = milligram per Liter
(1) 0.1 mg/l is the current recommended screening criteria and requires CTDEEP approval to implement. 0.25 mg/l is the proposed GWPC.
(2) 100 ug/l is the promulgated GWPC. 70 ug/l is the Drinking Water Action Level set by the Connecticut Department of Public Health.

Table 3
Groundwater Analytical Data
February 2013 through November 2020

Location ID Sample ID Sample Date SDG	GWPC	SWPC	MW-AM16D MW-AM16D-111517-1 11/15/2017 17K0912	MW-AM16D MW-AM16D-030918-1 3/9/2018 18C0412	MW-AM16D MW-AM16D-062718-1 6/27/2018 18F1384	MW-AM16D MW-AM16D-092718-1 9/27/2018 18I1258	MW-AM16D MW-AM16D-121118-1 12/11/2018 18L0484	MW-AM16D MW-AM16D-041819-1 4/18/2019 19D0971	MW-AM16D MW-AM16D-071819-1 7/18/2019 19G0975	MW-AM16D MW-AM16D-102419-1 10/24/2019 19J1561	MW-AM16D MW-AM16D-011720-1 1/17/2020 20A0803	MW-AM16D MW-AM16D-040620-1 4/6/2020 20D0235	MW-AM16D MW-AM16D-070920-1 7/9/2020 20G0415	MW-AM16D MW-AM16D-110520-1 11/5/2020 20K0256	MW-AM21 MW-AM21-021213-1 2/12/2013 SB64419	MW-AM21 MW-AM21-051513-1 5/15/2013 SB69668
CT ETPH (mg/l)																
Aliphatic Hydrocarbons (ETPH) C9-C36	**0.25**	*0.25*	NA	NA	NA	NA	NA	NA	NA	NA	NA	NA	NA	NA	< 0.2	< 0.2
Total Petroleum Hydrocarbons	**0.25**	*0.25*	NA	NA	NA	NA	NA	NA	NA	NA	NA	NA	NA	NA	< 0.2	< 0.2
Unidentified	NE	NE	NA	NA	NA	NA	NA	NA	NA	NA	NA	NA	NA	NA	< 0.2	< 0.2
VOCs (ug/l)																
1,2,4-Trimethylbenzene	*5*	*49*	NA	NA	NA	NA	NA	NA	NA	NA	NA	NA	NA	NA	< 1.00	< 1.00
Acetone	700	*10000*	NA	NA	NA	NA	NA	NA	NA	NA	NA	NA	NA	NA	< 10.0	< 10.0
Chloroform	**6**	14100	NA	NA	NA	NA	NA	NA	NA	NA	NA	NA	NA	NA	< 1.00	< 1.00
Chloromethane	*18*	*10000*	NA	NA	NA	NA	NA	NA	NA	NA	NA	NA	NA	NA	< 2.00	< 2.00
Methyl Tert Butyl Ether (MTBE)	70	*10000*	NA	NA	NA	NA	NA	NA	NA	NA	NA	NA	NA	NA	< 1.00	< 1.00
Naphthalene	280	*210*	NA	NA	NA	NA	NA	NA	NA	NA	NA	NA	NA	NA	< 1.00	< 1.00
p-Isopropyltoluene	*25*	*200*	NA	NA	NA	NA	NA	NA	NA	NA	NA	NA	NA	NA	< 1.00	< 1.00
Tetrachloroethylene	5	88	NA	NA	NA	NA	NA	NA	NA	NA	NA	NA	NA	NA	< 1.00	< 1.00
Tetrahydrofuran	*4*	*9600*	NA	NA	NA	NA	NA	NA	NA	NA	NA	NA	NA	NA	< 2.00	< 2.00
Toluene	1000	4000000	NA	NA	NA	NA	NA	NA	NA	NA	NA	NA	NA	NA	< 1.00	< 1.00
Trichloroethene	5	2340	NA	NA	NA	NA	NA	NA	NA	NA	NA	NA	NA	NA	< 1.00	< 1.00
SVOCs (ug/l)																
2-Methylnaphthalene	*28*	*62*	NA	NA	NA	NA	NA	NA	NA	NA	NA	NA	NA	NA	NA	NA
Acenaphthene	*420*	*150*	NA	NA	NA	NA	NA	NA	NA	NA	NA	NA	NA	NA	NA	NA
Acenaphthylene	420	**0.3**	NA	NA	NA	NA	NA	NA	NA	NA	NA	NA	NA	NA	NA	NA
Anthracene	2000	1100000	NA	NA	NA	NA	NA	NA	NA	NA	NA	NA	NA	NA	NA	NA
Benzo(a)anthracene	**0.06**	**0.3**	NA	NA	NA	NA	NA	NA	NA	NA	NA	NA	NA	NA	NA	NA
Benzo(a)pyrene	**0.2**	**0.3**	NA	NA	NA	NA	NA	NA	NA	NA	NA	NA	NA	NA	NA	NA
Benzo(b)fluoranthene	**0.08**	**0.3**	NA	NA	NA	NA	NA	NA	NA	NA	NA	NA	NA	NA	NA	NA
Benzo(g,h,i)perylene	*0.48*	*150*	NA	NA	NA	NA	NA	NA	NA	NA	NA	NA	NA	NA	NA	NA
Benzo(k)fluoranthene	**0.5**	**0.3**	NA	NA	NA	NA	NA	NA	NA	NA	NA	NA	NA	NA	NA	NA
Chrysene	*4.8*	*0.54*	NA	NA	NA	NA	NA	NA	NA	NA	NA	NA	NA	NA	NA	NA
Dibenzo(a,h)anthracene	*0.1*	*0.3*	NA	NA	NA	NA	NA	NA	NA	NA	NA	NA	NA	NA	NA	NA
Fluoranthene	280	3700	NA	NA	NA	NA	NA	NA	NA	NA	NA	NA	NA	NA	NA	NA
Fluorene	280	140000	NA	NA	NA	NA	NA	NA	NA	NA	NA	NA	NA	NA	NA	NA
Indeno(1,2,3-cd)pyrene	*0.1*	*0.54*	NA	NA	NA	NA	NA	NA	NA	NA	NA	NA	NA	NA	NA	NA
Naphthalene	280	*210*	NA	NA	NA	NA	NA	NA	NA	NA	NA	NA	NA	NA	NA	NA
Phenanthrene	200	**0.077**	NA	NA	NA	NA	NA	NA	NA	NA	NA	NA	NA	NA	NA	NA
Pyrene	200	110000	NA	NA	NA	NA	NA	NA	NA	NA	NA	NA	NA	NA	NA	NA
SVOC-SIMs (ug/l)																
1-Methylnaphthalene	*5*	*61*	NA	NA	NA	NA	NA	NA	NA	NA	NA	NA	NA	NA	< 0.050	< 0.050
2-Methylnaphthalene	*28*	*62*	NA	NA	NA	NA	NA	NA	NA	NA	NA	NA	NA	NA	< 0.050	< 0.050
Acenaphthene	*420*	*150*	NA	NA	NA	NA	NA	NA	NA	NA	NA	NA	NA	NA	< 0.050	< 0.050
Acenaphthylene	420	0.3	NA	NA	NA	NA	NA	NA	NA	NA	NA	NA	NA	NA	< 0.050	< 0.050
Anthracene	2000	1100000	NA	NA	NA	NA	NA	NA	NA	NA	NA	NA	NA	NA	< 0.050	< 0.050
Benzo(a)anthracene	**0.06**	0.3	NA	NA	NA	NA	NA	NA	NA	NA	NA	NA	NA	NA	< 0.050	< 0.050
Benzo(a)pyrene	0.2	0.3	NA	NA	NA	NA	NA	NA	NA	NA	NA	NA	NA	NA	< 0.050	< 0.050
Benzo(b)fluoranthene	**0.08**	0.3	NA	NA	NA	NA	NA	NA	NA	NA	NA	NA	NA	NA	< 0.050	< 0.050
Benzo(g,h,i)perylene	*0.48*	*150*	NA	NA	NA	NA	NA	NA	NA	NA	NA	NA	NA	NA	< 0.050	< 0.050
Benzo(k)fluoranthene	0.5	0.3	NA	NA	NA	NA	NA	NA	NA	NA	NA	NA	NA	NA	< 0.050	< 0.050
Chrysene	*4.8*	*0.54*	NA	NA	NA	NA	NA	NA	NA	NA	NA	NA	NA	NA	< 0.050	< 0.050
Dibenzo(a,h)anthracene	*0.1*	*0.3*	NA	NA	NA	NA	NA	NA	NA	NA	NA	NA	NA	NA	< 0.050	< 0.050
Fluoranthene	280	3700	NA	NA	NA	NA	NA	NA	NA	NA	NA	NA	NA	NA	< 0.050	< 0.050
Fluorene	280	140000	NA	NA	NA	NA	NA	NA	NA	NA	NA	NA	NA	NA	< 0.050	< 0.050
Indeno(1,2,3-cd)pyrene	*0.1*	*0.54*	NA	NA	NA	NA	NA	NA	NA	NA	NA	NA	NA	NA	< 0.050	< 0.050
Naphthalene	280	*210*	NA	NA	NA	NA	NA	NA	NA	NA	NA	NA	NA	NA	< 0.050	< 0.050
Phenanthrene	200	**0.077**	NA	NA	NA	NA	NA	NA	NA	NA	NA	NA	NA	NA	< 0.050	< 0.050
Pyrene	200	110000	NA	NA	NA	NA	NA	NA	NA	NA	NA	NA	NA	NA	< 0.050	< 0.050
Total Metals (mg/l)																
Antimony	**0.006**	86	NA	NA	NA	NA	NA	NA	NA	NA	NA	NA	NA	NA	< 0.0060	< 0.0060
Arsenic	**0.05**	**0.004**	NA	NA	NA	NA	NA	NA	NA	NA	NA	NA	NA	NA	< 0.0040	< 0.0040
Barium	**1**	**2.2**	NA	NA	NA	NA	NA	NA	NA	NA	NA	NA	NA	NA	**0.281**	**0.397**
Beryllium	**0.004**	**0.004**	NA	NA	NA	NA	NA	NA	NA	NA	NA	NA	NA	NA	< 0.0020	< 0.0020
Cadmium	0.005	0.006	NA	NA	NA	NA	NA	NA	NA	NA	NA	NA	NA	NA	< 0.0025	< 0.0025
Calcium	NE	NE	NA	NA	NA	NA	NA	NA	NA	NA	NA	NA	NA	NA	**95.0**	**103**
Chromium	**0.05**	NE	NA	NA	NA	NA	NA	NA	NA	NA	NA	NA	NA	NA	< 0.0050	< 0.0050
Cobalt	NE	NE	NA	NA	NA	NA	NA	NA	NA	NA	NA	NA	NA	NA	NA	NA
Copper	1.3	**0.048**	NA	NA	NA	NA	NA	NA	NA	NA	NA	NA	NA	NA	< 0.0050	< 0.0050
Iron	NE	*10*	NA	NA	NA	NA	NA	NA	NA	NA	NA	NA	NA	NA	**4.79**	**16.6**
Lead	**0.015**	**0.013**	NA	NA	NA	NA	NA	NA	NA	NA	NA	NA	NA	NA	< 0.0075	< 0.0075
Magnesium	NE	NE	NA	NA	NA	NA	NA	NA	NA	NA	NA	NA	NA	NA	**24.4**	**25.2**
Manganese	*0.5*	*0.93*	NA	NA	NA	NA	NA	NA	NA	NA	NA	NA	NA	NA	**1.51**	**2.77**
Mercury	0.002	0.0004	NA	NA	NA	NA	NA	NA	NA	NA	NA	NA	NA	NA	< 0.00020	< 0.00020
Nickel	**0.1**	**0.88**	NA	NA	NA	NA	NA	NA	NA	NA	NA	NA	NA	NA	< 0.0050	< 0.0050
Potassium	NE	NE	NA	NA	NA	NA	NA	NA	NA	NA	NA	NA	NA	NA	**7.44**	**7.64**
Selenium	0.05	0.05	NA	NA	NA	NA	NA	NA	NA	NA	NA	NA	NA	NA	< 0.0150	< 0.0150
Silver	0.036	0.012	NA	NA	NA	NA	NA	NA	NA	NA	NA	NA	NA	NA	< 0.0050	< 0.0050
Sodium	NE	NE	NA	NA	NA	NA	NA	NA	NA	NA	NA	NA	NA	NA	**297**	**225**
Thallium	**0.005**	0.063	NA	NA	NA	NA	NA	NA	NA	NA	NA	NA	NA	NA	< 0.0050	< 0.0050
Vanadium	**0.05**	*0.27*	NA	NA	NA	NA	NA	NA	NA	NA	NA	NA	NA	NA	< 0.0050	< 0.0050
Zinc	**5**	**0.123**	NA	NA	NA	NA	NA	NA	NA	NA	NA	NA	NA	NA	**0.0398**	**0.0058**

Table 3
Groundwater Analytical Data
February 2013 through November 2020

Location ID Sample ID Sample Date SDG	GWPC	SWPC	MW-AM16D MW-AM16D-111517-1 11/15/2017 17K0912	MW-AM16D MW-AM16D-030918-1 3/9/2018 18C0412	MW-AM16D MW-AM16D-062718-1 6/27/2018 18F1384	MW-AM16D MW-AM16D-092718-1 9/27/2018 18I1258	MW-AM16D MW-AM16D-121118-1 12/11/2018 18L0484	MW-AM16D MW-AM16D-041819-1 4/18/2019 19D0971	MW-AM16D MW-AM16D-071819-1 7/18/2019 19G0975	MW-AM16D MW-AM16D-102419-1 10/24/2019 19J1561	MW-AM16D MW-AM16D-011720-1 1/17/2020 20A0803	MW-AM16D MW-AM16D-040620-1 4/6/2020 20D0235	MW-AM16D MW-AM16D-070920-1 7/9/2020 20G0415	MW-AM16D MW-AM16D-110520-1 11/5/2020 20K0256	MW-AM21 MW-AM21-021213-1 2/12/2013 SB64419	MW-AM21 MW-AM21-051513-1 5/15/2013 SB69668
PCBs (ug/l)																
Aroclor 1016	NE	NE	NA	NA	NA	NA	NA	NA	NA	NA	NA	NA	NA	NA	NA	NA
Aroclor 1221	NE	NE	NA	NA	NA	NA	NA	NA	NA	NA	NA	NA	NA	NA	NA	NA
Aroclor 1232	NE	NE	NA	NA	NA	NA	NA	NA	NA	NA	NA	NA	NA	NA	NA	NA
Aroclor 1242	NE	NE	NA	NA	NA	NA	NA	NA	NA	NA	NA	NA	NA	NA	NA	NA
Aroclor 1248	NE	NE	NA	NA	NA	NA	NA	NA	NA	NA	NA	NA	NA	NA	NA	NA
Aroclor 1254	NE	NE	NA	NA	NA	NA	NA	NA	NA	NA	NA	NA	NA	NA	NA	NA
Aroclor 1260	NE	NE	NA	NA	NA	NA	NA	NA	NA	NA	NA	NA	NA	NA	NA	NA
Aroclor 1262	NE	NE	NA	NA	NA	NA	NA	NA	NA	NA	NA	NA	NA	NA	NA	NA
Aroclor 1268	NE	NE	NA	NA	NA	NA	NA	NA	NA	NA	NA	NA	NA	NA	NA	NA
Total PCB Aroclors	0.5	0.5	NA	NA	NA	NA	NA	NA	NA	NA	NA	NA	NA	NA	NA	NA
Pesticides (ug/l)																
Total Pesticides	NE	NE	NA	NA	NA	NA	NA	NA	NA	NA	NA	NA	NA	NA	NA	NA
Herbicides (ug/l)																
Total Herbicides	NE	NE	NA	NA	NA	NA	NA	NA	NA	NA	NA	NA	NA	NA	NA	NA
PCB Homologs (ug/l)																
Decachlorobiphenyl (PCB-209)	NE	NE	< 0.0050	< 0.0048	< 0.0050	< 0.0050	< 0.0049	< 0.0049	< 0.0054	< 0.0047	< 0.0050	< 0.0050	< 0.0049	< 0.0051	< 0.025	< 0.025
Dichlorobiphenyl	NE	NE	< 0.0010	< 0.00095	**0.0011**	< 0.0010	< 0.00098	< 0.00098	**0.028**	< 0.00095	< 0.0010	< 0.0010	**0.0019**	< 0.0010	< 0.005	< 0.005
Heptachlorobiphenyl	NE	NE	< 0.0030	< 0.0029	< 0.0030	< 0.0030	< 0.0029	< 0.0029	< 0.0032	< 0.0028	< 0.0030	< 0.0030	< 0.0029	< 0.0031	< 0.015	< 0.015
Hexachlorobiphenyl	NE	NE	< 0.0020	< 0.0019	< 0.0020	< 0.0020	< 0.0020	< 0.0020	< 0.0022	< 0.0019	< 0.0020	< 0.0020	< 0.0019	< 0.0020	< 0.01	< 0.01
Monochlorobiphenyl	NE	NE	**0.0012**	< 0.00095	< 0.0010	< 0.0010	< 0.00098	< 0.00098	**0.0048**	< 0.00095	**0.0015**	**0.0016**	< 0.00097	< 0.0010	< 0.005	< 0.005
Nonachlorobiphenyl	NE	NE	< 0.0050	< 0.0048	< 0.0050	< 0.0050	< 0.0049	< 0.0049	< 0.0054	< 0.0047	< 0.0050	< 0.0050	< 0.0049	< 0.0051	< 0.025	< 0.025
Octachlorobiphenyl	NE	NE	< 0.0030	< 0.0029	< 0.0030	< 0.0030	< 0.0029	< 0.0029	< 0.0032	< 0.0028	< 0.0030	< 0.0030	< 0.0029	< 0.0031	< 0.015	< 0.015
Pentachlorobiphenyl	NE	NE	< 0.0020	**0.011**	< 0.0020	**0.0025**	< 0.0020	**0.0023**	**0.032**	**0.0033**	**0.0022**	< 0.0020	< 0.0019	**0.0050**	< 0.01	< 0.01
Tetrachlorobiphenyl	NE	NE	< 0.0020	**0.035**	**0.0021**	**0.015**	**0.0068**	**0.011**	**0.15**	**0.0089**	**0.0080**	**0.0065**	**0.0063**	**0.013**	< 0.01	< 0.01
Trichlorobiphenyl	NE	NE	< 0.0010	**0.017**	< 0.0010	**0.0050**	**0.0020**	**0.0028**	**0.084**	< 0.00095	< 0.0020	< 0.0020	**0.0046**	**0.0029**	< 0.005	< 0.005
Total PCB Homologues	**0.5**	**0.5**	**0.0012**	**0.063**	**0.0032**	**0.022**	**0.0088**	**0.016**	**0.30**	**0.012**	**0.0117**	**0.0081**	**0.013**	**0.021**	< 0.025	< 0.025

Notes:
This is a summary table. Only detected compounds are presented.
Bold = Detected above reporting limit
GWPC = Ground water protection criteria
SWPC = Surface water protection criteria
Orange highlighted cells exceed GWPC
Yellow highlighted cells exceed SWPC
Italicized criteria indicate that criteria value is from CTDEEP Recommended Criteria Values for Common Additional Polluting Substances and Alternative Criteria Requests (September 2018)
<0.01 = Not detected above the specified laboratory reporting limit
NE = Criteriion has not been established
NA = Not analyzed for specific constituent
ug/L = microgram per liter
mg/L = milligram per Liter
(1) 0.1 mg/l is the current recommended screening criteria and requires CTDEEP approval to implement. 0.25 mg/l is the proposed GWPC.
(2) 100 ug/l is the promulgated GWPC. 70 ug/l is the Drinking Water Action Level set by the Connecticut Department of Public Health.

Table 3
Groundwater Analytical Data
February 2013 through November 2020

Location ID Sample ID Sample Date SDG	GWPC	SWPC	MW-AM21 MW-AM21-08212013-1 8/21/2013 SB75423	MW-AM21 MW-AM21-11122013-1 11/12/2013 SB80244	MW-AM21 MW-AM21-04172014-1 4/17/2014 SB87951	MW-AM21 MW-AM21-092314-1 9/23/2014 14090840	MW-AM21 MW-AM21-121614-1 12/16/2014 14120375	MW-AM21 MW-AM21-071515-1 7/15/2015 15070383	MW-AM21 MW-AM21-011216 1/12/2016 16010209	MW-AM21 MW-AM21-041516 4/15/2016 16040347	MW-AM21 MW-AM21-082616 8/26/2016 16080630	MW-AM21 MW-AM21-122016-1 12/20/2016 16L0972	MW-AM21 MW-AM21-20170412-1 4/12/2017 17D0656	MW-AM21 MW-AM21-081817-1 8/18/2017 17H1062	MW-AM21 MW-AM21-111617-1 11/16/2017 17K1027	MW-AM21 MW-AM21-030918-1 3/9/2018 18C0412
CT ETPH (mg/l)																
Aliphatic Hydrocarbons (ETPH) C9-C36	**0.25**	*0.25*	< 0.2	< 0.2	< 0.2	NA	NA	NA	NA	NA	NA	NA	NA	NA	NA	NA
Total Petroleum Hydrocarbons	**0.25**	*0.25*	< 0.2	< 0.2	< 0.2	NA	NA	NA	NA	NA	NA	NA	NA	NA	NA	NA
Unidentified	NE	NE	< 0.2	< 0.2	< 0.2	NA	NA	NA	NA	NA	NA	NA	NA	NA	NA	NA
VOCs (ug/l)																
1,2,4-Trimethylbenzene	*5*	*49*	< 1.00	< 1.00	< 1.00	NA	NA	NA	NA	NA	NA	NA	NA	NA	NA	NA
Acetone	700	*10000*	< 10.0	< 10.0	< 10.0	NA	NA	NA	NA	NA	NA	NA	NA	NA	NA	NA
Chloroform	**6**	14100	< 1.00	< 1.00	< 1.00	NA	NA	NA	NA	NA	NA	NA	NA	NA	NA	NA
Chloromethane	*18*	*10000*	< 2.00	< 2.00	< 2.00	NA	NA	NA	NA	NA	NA	NA	NA	NA	NA	NA
Methyl Tert Butyl Ether (MTBE)	70	*10000*	< 1.00	< 1.00	< 1.00	NA	NA	NA	NA	NA	NA	NA	NA	NA	NA	NA
Naphthalene	280	*210*	< 1.00	< 1.00	< 1.00	NA	NA	NA	NA	NA	NA	NA	NA	NA	NA	NA
p-Isopropyltoluene	*25*	*200*	< 1.00	< 1.00	< 1.00	NA	NA	NA	NA	NA	NA	NA	NA	NA	NA	NA
Tetrachloroethylene	5	88	< 1.00	< 1.00	< 1.00	NA	NA	NA	NA	NA	NA	NA	NA	NA	NA	NA
Tetrahydrofuran	*4*	*9600*	< 2.00	< 2.00	< 2.00	NA	NA	NA	NA	NA	NA	NA	NA	NA	NA	NA
Toluene	1000	4000000	< 1.00	< 1.00	< 1.00	NA	NA	NA	NA	NA	NA	NA	NA	NA	NA	NA
Trichloroethene	5	2340	< 1.00	< 1.00	< 1.00	NA	NA	NA	NA	NA	NA	NA	NA	NA	NA	NA
SVOCs (ug/l)																
2-Methylnaphthalene	*28*	*62*	NA	NA	NA	NA	NA	NA	NA	NA	NA	NA	NA	NA	NA	NA
Acenaphthene	*420*	*150*	NA	NA	NA	NA	NA	NA	NA	NA	NA	NA	NA	NA	NA	NA
Acenaphthylene	420	**0.3**	NA	NA	NA	NA	NA	NA	NA	NA	NA	NA	NA	NA	NA	NA
Anthracene	2000	1100000	NA	NA	NA	NA	NA	NA	NA	NA	NA	NA	NA	NA	NA	NA
Benzo(a)anthracene	**0.06**	**0.3**	NA	NA	NA	NA	NA	NA	NA	NA	NA	NA	NA	NA	NA	NA
Benzo(a)pyrene	**0.2**	**0.3**	NA	NA	NA	NA	NA	NA	NA	NA	NA	NA	NA	NA	NA	NA
Benzo(b)fluoranthene	**0.08**	**0.3**	NA	NA	NA	NA	NA	NA	NA	NA	NA	NA	NA	NA	NA	NA
Benzo(g,h,i)perylene	*0.48*	*150*	NA	NA	NA	NA	NA	NA	NA	NA	NA	NA	NA	NA	NA	NA
Benzo(k)fluoranthene	**0.5**	**0.3**	NA	NA	NA	NA	NA	NA	NA	NA	NA	NA	NA	NA	NA	NA
Chrysene	*4.8*	*0.54*	NA	NA	NA	NA	NA	NA	NA	NA	NA	NA	NA	NA	NA	NA
Dibenzo(a,h)anthracene	*0.1*	*0.3*	NA	NA	NA	NA	NA	NA	NA	NA	NA	NA	NA	NA	NA	NA
Fluoranthene	280	3700	NA	NA	NA	NA	NA	NA	NA	NA	NA	NA	NA	NA	NA	NA
Fluorene	280	140000	NA	NA	NA	NA	NA	NA	NA	NA	NA	NA	NA	NA	NA	NA
Indeno(1,2,3-cd)pyrene	*0.1*	*0.54*	NA	NA	NA	NA	NA	NA	NA	NA	NA	NA	NA	NA	NA	NA
Naphthalene	280	*210*	NA	NA	NA	NA	NA	NA	NA	NA	NA	NA	NA	NA	NA	NA
Phenanthrene	200	**0.077**	NA	NA	NA	NA	NA	NA	NA	NA	NA	NA	NA	NA	NA	NA
Pyrene	200	110000	NA	NA	NA	NA	NA	NA	NA	NA	NA	NA	NA	NA	NA	NA
SVOC-SIMs (ug/l)																
1-Methylnaphthalene	*5*	*61*	**0.067**	< 0.050	**0.056**	NA	NA	NA	NA	NA	NA	NA	NA	NA	NA	NA
2-Methylnaphthalene	*28*	*62*	**0.081**	< 0.050	**0.092**	NA	NA	NA	NA	NA	NA	NA	NA	NA	NA	NA
Acenaphthene	*420*	*150*	**0.090**	< 0.050	< 0.050	NA	NA	NA	NA	NA	NA	NA	NA	NA	NA	NA
Acenaphthylene	420	0.3	**0.073**	< 0.050	< 0.050	NA	NA	NA	NA	NA	NA	NA	NA	NA	NA	NA
Anthracene	2000	1100000	**0.055**	< 0.050	< 0.050	NA	NA	NA	NA	NA	NA	NA	NA	NA	NA	NA
Benzo(a)anthracene	**0.06**	0.3	< 0.050	< 0.050	< 0.050	NA	NA	NA	NA	NA	NA	NA	NA	NA	NA	NA
Benzo(a)pyrene	0.2	0.3	< 0.050	< 0.050	< 0.050	NA	NA	NA	NA	NA	NA	NA	NA	NA	NA	NA
Benzo(b)fluoranthene	**0.08**	0.3	< 0.050	< 0.050	< 0.050	NA	NA	NA	NA	NA	NA	NA	NA	NA	NA	NA
Benzo(g,h,i)perylene	*0.48*	*150*	< 0.050	< 0.050	< 0.050	NA	NA	NA	NA	NA	NA	NA	NA	NA	NA	NA
Benzo(k)fluoranthene	0.5	0.3	< 0.050	< 0.050	< 0.050	NA	NA	NA	NA	NA	NA	NA	NA	NA	NA	NA
Chrysene	*4.8*	*0.54*	< 0.050	< 0.050	< 0.050	NA	NA	NA	NA	NA	NA	NA	NA	NA	NA	NA
Dibenzo(a,h)anthracene	*0.1*	*0.3*	< 0.050	< 0.050	< 0.050	NA	NA	NA	NA	NA	NA	NA	NA	NA	NA	NA
Fluoranthene	280	3700	< 0.050	< 0.050	< 0.050	NA	NA	NA	NA	NA	NA	NA	NA	NA	NA	NA
Fluorene	280	140000	**0.085**	< 0.050	< 0.050	NA	NA	NA	NA	NA	NA	NA	NA	NA	NA	NA
Indeno(1,2,3-cd)pyrene	*0.1*	*0.54*	< 0.050	< 0.050	< 0.050	NA	NA	NA	NA	NA	NA	NA	NA	NA	NA	NA
Naphthalene	280	*210*	< 0.090	< 0.050	**0.083**	NA	NA	NA	NA	NA	NA	NA	NA	NA	NA	NA
Phenanthrene	200	**0.077**	**0.087**	< 0.050	< 0.050	NA	NA	NA	NA	NA	NA	NA	NA	NA	NA	NA
Pyrene	200	110000	< 0.050	< 0.050	< 0.050	NA	NA	NA	NA	NA	NA	NA	NA	NA	NA	NA
Total Metals (mg/l)																
Antimony	**0.006**	86	< 0.0060	< 0.0060	< 0.0060	NA	NA	NA	NA	NA	NA	NA	NA	NA	NA	NA
Arsenic	**0.05**	**0.004**	< 0.0040	< 0.0040	< 0.0040	NA	NA	NA	NA	NA	NA	NA	NA	NA	NA	NA
Barium	**1**	**2.2**	**0.496**	**0.497**	**0.280**	NA	NA	NA	NA	NA	NA	NA	NA	NA	NA	NA
Beryllium	**0.004**	**0.004**	< 0.0020	< 0.0020	< 0.0020	NA	NA	NA	NA	NA	NA	NA	NA	NA	NA	NA
Cadmium	0.005	0.006	< 0.0025	< 0.0025	< 0.0025	NA	NA	NA	NA	NA	NA	NA	NA	NA	NA	NA
Calcium	NE	NE	**88.8**	**94.4**	NA	NA	NA	NA	NA	NA	NA	NA	NA	NA	NA	NA
Chromium	**0.05**	NE	< 0.0050	< 0.0050	< 0.0050	NA	NA	NA	NA	NA	NA	NA	NA	NA	NA	NA
Cobalt	NE	NE	NA	NA	NA	NA	NA	NA	NA	NA	NA	NA	NA	NA	NA	NA
Copper	1.3	**0.048**	< 0.0050	< 0.0050	**0.0094**	NA	NA	NA	NA	NA	NA	NA	NA	NA	NA	NA
Iron	NE	*10*	**30.8**	**38.9**	NA	NA	NA	NA	NA	NA	NA	NA	NA	NA	NA	NA
Lead	**0.015**	**0.013**	< 0.0075	< 0.0075	< 0.0075	NA	NA	NA	NA	NA	NA	NA	NA	NA	NA	NA
Magnesium	NE	NE	**23.7**	**26.6**	NA	NA	NA	NA	NA	NA	NA	NA	NA	NA	NA	NA
Manganese	*0.5*	*0.93*	**3.11**	**4.58**	NA	NA	NA	NA	NA	NA	NA	NA	NA	NA	NA	NA
Mercury	0.002	0.0004	< 0.00020	< 0.00020	< 0.00020	NA	NA	NA	NA	NA	NA	NA	NA	NA	NA	NA
Nickel	**0.1**	**0.88**	< 0.0050	< 0.0050	< 0.0050	NA	NA	NA	NA	NA	NA	NA	NA	NA	NA	NA
Potassium	NE	NE	**8.22**	**7.18**	NA	NA	NA	NA	NA	NA	NA	NA	NA	NA	NA	NA
Selenium	0.05	0.05	< 0.0150	< 0.0150	< 0.0150	NA	NA	NA	NA	NA	NA	NA	NA	NA	NA	NA
Silver	0.036	0.012	< 0.0050	< 0.0050	< 0.0050	NA	NA	NA	NA	NA	NA	NA	NA	NA	NA	NA
Sodium	NE	NE	**243**	**190**	NA	NA	NA	NA	NA	NA	NA	NA	NA	NA	NA	NA
Thallium	**0.005**	0.063	< 0.0050	< 0.0050	< 0.0050	NA	NA	NA	NA	NA	NA	NA	NA	NA	NA	NA
Vanadium	**0.05**	*0.27*	< 0.0050	< 0.0050	< 0.0050	NA	NA	NA	NA	NA	NA	NA	NA	NA	NA	NA
Zinc	**5**	**0.123**	< 0.0050	< 0.0050	**0.0132**	NA	NA	NA	NA	NA	NA	NA	NA	NA	NA	NA

Table 3
Groundwater Analytical Data
February 2013 through November 2020

Location ID Sample ID Sample Date SDG	GWPC	SWPC	MW-AM21 MW-AM21-08212013-1 8/21/2013 SB75423	MW-AM21 MW-AM21-11122013-1 11/12/2013 SB80244	MW-AM21 MW-AM21-04172014-1 4/17/2014 SB87951	MW-AM21 MW-AM21-092314-1 9/23/2014 14090840	MW-AM21 MW-AM21-121614-1 12/16/2014 14120375	MW-AM21 MW-AM21-071515-1 7/15/2015 15070383	MW-AM21 MW-AM21-011216 1/12/2016 16010209	MW-AM21 MW-AM21-041516 4/15/2016 16040347	MW-AM21 MW-AM21-082616 8/26/2016 16080630	MW-AM21 MW-AM21-122016-1 12/20/2016 16L0972	MW-AM21 MW-AM21-20170412-1 4/12/2017 17D0656	MW-AM21 MW-AM21-081817-1 8/18/2017 17H1062	MW-AM21 MW-AM21-111617-1 11/16/2017 17K1027	MW-AM21 MW-AM21-030918-1 3/9/2018 18C0412
PCBs (ug/l)																
Aroclor 1016	NE	NE	NA	NA	NA	NA	NA	NA	NA	NA	NA	NA	NA	NA	NA	NA
Aroclor 1221	NE	NE	NA	NA	NA	NA	NA	NA	NA	NA	NA	NA	NA	NA	NA	NA
Aroclor 1232	NE	NE	NA	NA	NA	NA	NA	NA	NA	NA	NA	NA	NA	NA	NA	NA
Aroclor 1242	NE	NE	NA	NA	NA	NA	NA	NA	NA	NA	NA	NA	NA	NA	NA	NA
Aroclor 1248	NE	NE	NA	NA	NA	NA	NA	NA	NA	NA	NA	NA	NA	NA	NA	NA
Aroclor 1254	NE	NE	NA	NA	NA	NA	NA	NA	NA	NA	NA	NA	NA	NA	NA	NA
Aroclor 1260	NE	NE	NA	NA	NA	NA	NA	NA	NA	NA	NA	NA	NA	NA	NA	NA
Aroclor 1262	NE	NE	NA	NA	NA	NA	NA	NA	NA	NA	NA	NA	NA	NA	NA	NA
Aroclor 1268	NE	NE	NA	NA	NA	NA	NA	NA	NA	NA	NA	NA	NA	NA	NA	NA
Total PCB Aroclors	0.5	0.5	NA	NA	NA	NA	NA	NA	NA	NA	NA	NA	NA	NA	NA	NA
Pesticides (ug/l)																
Total Pesticides	NE	NE	NA	NA	NA	NA	NA	NA	NA	NA	NA	NA	NA	NA	NA	NA
Herbicides (ug/l)																
Total Herbicides	NE	NE	NA	NA	NA	NA	NA	NA	NA	NA	NA	NA	NA	NA	NA	NA
PCB Homologs (ug/l)																
Decachlorobiphenyl (PCB-209)	NE	NE	< 0.025	< 0.025	< 0.025	< 0.025	< 0.025	< 0.025	< 0.025	< 0.0272	< 0.025	< 0.0050	< 0.0051	< 0.0053 UJ	< 0.0050	< 0.0049
Dichlorobiphenyl	NE	NE	< 0.005	< 0.005	< 0.005	< 0.005	< 0.005	< 0.005	< 0.005	< 0.00544	< 0.005	< 0.0010	**0.0072**	< 0.0011 UJ	< 0.0010	< 0.00098
Heptachlorobiphenyl	NE	NE	< 0.015	< 0.015	< 0.015	< 0.015	< 0.015	< 0.015	< 0.015	< 0.0163	< 0.015	< 0.0030	< 0.0031	< 0.0032 UJ	< 0.0030	< 0.0029
Hexachlorobiphenyl	NE	NE	< 0.01	< 0.01	< 0.01	< 0.01	< 0.01	< 0.01	< 0.01	< 0.0109	< 0.01	< 0.0020	< 0.0020	< 0.0021 UJ	< 0.0020	< 0.0020
Monochlorobiphenyl	NE	NE	< 0.005	< 0.005	< 0.005	< 0.005	< 0.005	< 0.005	< 0.005	< 0.00544	< 0.005	< 0.0010	< 0.0010	< 0.0011 UJ	< 0.0010	< 0.00098
Nonachlorobiphenyl	NE	NE	< 0.025	< 0.025	< 0.025	< 0.025	< 0.025	< 0.025	< 0.025	< 0.0272	< 0.025	< 0.0050	< 0.0051	< 0.0053 UJ	< 0.0050	< 0.0049
Octachlorobiphenyl	NE	NE	< 0.015	< 0.015	< 0.015	< 0.015	< 0.015	< 0.015	< 0.015	< 0.0163	< 0.015	< 0.0030	< 0.0031	< 0.0032 UJ	< 0.0030	< 0.0029
Pentachlorobiphenyl	NE	NE	< 0.01	< 0.01	< 0.01	< 0.01	< 0.01	< 0.01	< 0.01	< 0.0109	< 0.01	< 0.0020	< 0.0020	< 0.0021 UJ	< 0.0020	**0.0060**
Tetrachlorobiphenyl	NE	NE	< 0.01	< 0.01	< 0.01	< 0.01	< 0.01	< 0.01	< 0.01	< 0.0109	< 0.01	< 0.0020	**0.015**	< 0.0021 UJ	**0.0043**	**0.015**
Trichlorobiphenyl	NE	NE	< 0.005	< 0.005	< 0.005	< 0.005	< 0.005	< 0.005	< 0.005	< 0.00544	< 0.005	< 0.0010	**0.022**	< 0.0011 UJ	< 0.0010	**0.0011**
Total PCB Homologues	**0.5**	**0.5**	< 0.025	< 0.025	< 0.025	< 0.025	< 0.025	< 0.025	< 0.025	< 0.0272	< 0.025	< 0.0050	**0.0442**	< 0.0053 UJ	**0.0043**	**0.0221**

Notes:
This is a summary table. Only detected compounds are presented.
Bold = Detected above reporting limit
GWPC = Ground water protection criteria
SWPC = Surface water protection criteria
Orange highlighted cells exceed GWPC
Yellow highlighted cells exceed SWPC
Italicized criteria indicate that criteria value is from CTDEEP Recommended Criteria Values for Common Additional Polluting Substances and Alternative Criteria Requests (September 2018)
<0.01 = Not detected above the specified laboratory reporting limit
NE = Criteriion has not been established
NA = Not analyzed for specific constituent
ug/L = microgram per liter
mg/L = milligram per Liter
(1) 0.1 mg/l is the current recommended screening criteria and requires CTDEEP approval to implement. 0.25 mg/l is the proposed GWPC.
(2) 100 ug/l is the promulgated GWPC. 70 ug/l is the Drinking Water Action Level set by the Connecticut Department of Public Health.

Table 3
Groundwater Analytical Data
February 2013 through November 2020

Location ID Sample ID Sample Date SDG	GWPC	SWPC	MW-AM21 MW-AM21-062718-1 6/27/2018 18F1383	MW-AM21 MW-AM21-092718-1 9/27/2018 18I1338	MW-AM21 MW-AM21-121118-1 12/11/2018 18L0484	MW-AM21 MW-AM21-011720-1 1/17/2020 20A0803	MW-AM21 MW-AM21-040620-1 4/6/2020 20D0235	MW-AM21 MW-AM21-070920-1 7/9/2020 20G0415	MW-AM21 MW-AM21-110420-1 11/4/2020 20K0178	MW-AP11 MW-AP11-021413-1 2/14/2013 SB64640	MW-AP11 MW-AP11-051513-1 5/15/2013 SB69757	MW-AP11 MW-AP11-121714-1 12/17/2014 14120417	MW-AP11 MW-AP11-122116-1 12/21/2016 16L1029	MW-AP11 MW-AP11-20170412- 4/12/2017 17D0656	MW-AP11 MW-AP11-030918-1 3/9/2018 18C0412	MW-AP11 MW-AP11-092618-1 9/26/2018 18I1195
CT ETPH (mg/l)																
Aliphatic Hydrocarbons (ETPH) C9-C36	**0.25**	*0.25*	NA	NA	NA	NA	NA	NA	NA	< 0.2	< 0.3	NA	NA	NA	NA	NA
Total Petroleum Hydrocarbons	**0.25**	*0.25*	NA	NA	NA	NA	NA	NA	NA	< 0.2	< 0.3	NA	NA	NA	NA	NA
Unidentified	NE	NE	NA	NA	NA	NA	NA	NA	NA	< 0.2	< 0.3	NA	NA	NA	NA	NA
VOCs (ug/l)																
1,2,4-Trimethylbenzene	*5*	*49*	NA	NA	NA	NA	NA	NA	NA	< 1.00	< 1.00	NA	NA	NA	NA	NA
Acetone	700	*10000*	NA	NA	NA	NA	NA	NA	NA	< 10.0	< 10.0	NA	NA	NA	NA	NA
Chloroform	**6**	14100	NA	NA	NA	NA	NA	NA	NA	< 1.00	< 1.00	NA	NA	NA	NA	NA
Chloromethane	*18*	*10000*	NA	NA	NA	NA	NA	NA	NA	< 2.00	< 2.00	NA	NA	NA	NA	NA
Methyl Tert Butyl Ether (MTBE)	70	*10000*	NA	NA	NA	NA	NA	NA	NA	< 1.00	< 1.00	NA	NA	NA	NA	NA
Naphthalene	280	*210*	NA	NA	NA	NA	NA	NA	NA	< 1.00	< 1.00	NA	NA	NA	NA	NA
p-Isopropyltoluene	*25*	*200*	NA	NA	NA	NA	NA	NA	NA	< 1.00	< 1.00	NA	NA	NA	NA	NA
Tetrachloroethylene	5	88	NA	NA	NA	NA	NA	NA	NA	< 1.00	< 1.00	NA	NA	NA	NA	NA
Tetrahydrofuran	*4*	*9600*	NA	NA	NA	NA	NA	NA	NA	< 2.00	< 2.00	NA	NA	NA	NA	NA
Toluene	1000	4000000	NA	NA	NA	NA	NA	NA	NA	< 1.00	< 1.00	NA	NA	NA	NA	NA
Trichloroethene	5	2340	NA	NA	NA	NA	NA	NA	NA	< 1.00	< 1.00	NA	NA	NA	NA	NA
SVOCs (ug/l)																
2-Methylnaphthalene	*28*	*62*	NA	NA	NA	NA	NA	NA	NA	NA	NA	NA	NA	NA	NA	NA
Acenaphthene	*420*	*150*	NA	NA	NA	NA	NA	NA	NA	NA	NA	NA	NA	NA	NA	NA
Acenaphthylene	420	**0.3**	NA	NA	NA	NA	NA	NA	NA	NA	NA	NA	NA	NA	NA	NA
Anthracene	2000	1100000	NA	NA	NA	NA	NA	NA	NA	NA	NA	NA	NA	NA	NA	NA
Benzo(a)anthracene	**0.06**	**0.3**	NA	NA	NA	NA	NA	NA	NA	NA	NA	NA	NA	NA	NA	NA
Benzo(a)pyrene	**0.2**	**0.3**	NA	NA	NA	NA	NA	NA	NA	NA	NA	NA	NA	NA	NA	NA
Benzo(b)fluoranthene	**0.08**	**0.3**	NA	NA	NA	NA	NA	NA	NA	NA	NA	NA	NA	NA	NA	NA
Benzo(g,h,i)perylene	*0.48*	*150*	NA	NA	NA	NA	NA	NA	NA	NA	NA	NA	NA	NA	NA	NA
Benzo(k)fluoranthene	**0.5**	**0.3**	NA	NA	NA	NA	NA	NA	NA	NA	NA	NA	NA	NA	NA	NA
Chrysene	*4.8*	*0.54*	NA	NA	NA	NA	NA	NA	NA	NA	NA	NA	NA	NA	NA	NA
Dibenzo(a,h)anthracene	*0.1*	*0.3*	NA	NA	NA	NA	NA	NA	NA	NA	NA	NA	NA	NA	NA	NA
Fluoranthene	280	3700	NA	NA	NA	NA	NA	NA	NA	NA	NA	NA	NA	NA	NA	NA
Fluorene	280	140000	NA	NA	NA	NA	NA	NA	NA	NA	NA	NA	NA	NA	NA	NA
Indeno(1,2,3-cd)pyrene	*0.1*	*0.54*	NA	NA	NA	NA	NA	NA	NA	NA	NA	NA	NA	NA	NA	NA
Naphthalene	280	*210*	NA	NA	NA	NA	NA	NA	NA	NA	NA	NA	NA	NA	NA	NA
Phenanthrene	200	**0.077**	NA	NA	NA	NA	NA	NA	NA	NA	NA	NA	NA	NA	NA	NA
Pyrene	200	110000	NA	NA	NA	NA	NA	NA	NA	NA	NA	NA	NA	NA	NA	NA
SVOC-SIMs (ug/l)																
1-Methylnaphthalene	*5*	*61*	NA	NA	NA	NA	NA	NA	NA	< 0.050	< 0.066	NA	NA	NA	NA	NA
2-Methylnaphthalene	*28*	*62*	NA	NA	NA	NA	NA	NA	NA	< 0.050	< 0.066	NA	NA	NA	NA	NA
Acenaphthene	*420*	*150*	NA	NA	NA	NA	NA	NA	NA	< 0.050	< 0.066	NA	NA	NA	NA	NA
Acenaphthylene	420	0.3	NA	NA	NA	NA	NA	NA	NA	< 0.050	< 0.066	NA	NA	NA	NA	NA
Anthracene	2000	1100000	NA	NA	NA	NA	NA	NA	NA	< 0.050	< 0.066	NA	NA	NA	NA	NA
Benzo(a)anthracene	**0.06**	0.3	NA	NA	NA	NA	NA	NA	NA	< 0.050	< 0.066	NA	NA	NA	NA	NA
Benzo(a)pyrene	0.2	0.3	NA	NA	NA	NA	NA	NA	NA	< 0.050	< 0.066	NA	NA	NA	NA	NA
Benzo(b)fluoranthene	**0.08**	0.3	NA	NA	NA	NA	NA	NA	NA	< 0.050	< 0.066	NA	NA	NA	NA	NA
Benzo(g,h,i)perylene	*0.48*	*150*	NA	NA	NA	NA	NA	NA	NA	< 0.050	< 0.066	NA	NA	NA	NA	NA
Benzo(k)fluoranthene	0.5	0.3	NA	NA	NA	NA	NA	NA	NA	< 0.050	< 0.066	NA	NA	NA	NA	NA
Chrysene	*4.8*	*0.54*	NA	NA	NA	NA	NA	NA	NA	< 0.050	< 0.066	NA	NA	NA	NA	NA
Dibenzo(a,h)anthracene	*0.1*	*0.3*	NA	NA	NA	NA	NA	NA	NA	< 0.050	< 0.066	NA	NA	NA	NA	NA
Fluoranthene	280	3700	NA	NA	NA	NA	NA	NA	NA	< 0.050	< 0.066	NA	NA	NA	NA	NA
Fluorene	280	140000	NA	NA	NA	NA	NA	NA	NA	< 0.050	< 0.066	NA	NA	NA	NA	NA
Indeno(1,2,3-cd)pyrene	*0.1*	*0.54*	NA	NA	NA	NA	NA	NA	NA	< 0.050	< 0.066	NA	NA	NA	NA	NA
Naphthalene	280	*210*	NA	NA	NA	NA	NA	NA	NA	< 0.050	< 0.066	NA	NA	NA	NA	NA
Phenanthrene	200	**0.077**	NA	NA	NA	NA	NA	NA	NA	< 0.050	< 0.066	NA	NA	NA	NA	NA
Pyrene	200	110000	NA	NA	NA	NA	NA	NA	NA	< 0.050	< 0.066	NA	NA	NA	NA	NA
Total Metals (mg/l)																
Antimony	**0.006**	86	NA	NA	NA	NA	NA	NA	NA	< 0.0060	< 0.0060	NA	NA	NA	NA	NA
Arsenic	**0.05**	**0.004**	NA	NA	NA	NA	NA	NA	NA	< 0.0040	< 0.0040	NA	NA	NA	NA	NA
Barium	**1**	**2.2**	NA	NA	NA	NA	NA	NA	NA	**0.0703**	**0.0800**	NA	NA	NA	NA	NA
Beryllium	**0.004**	**0.004**	NA	NA	NA	NA	NA	NA	NA	< 0.0020	< 0.0020	NA	NA	NA	NA	NA
Cadmium	0.005	0.006	NA	NA	NA	NA	NA	NA	NA	< 0.0025	< 0.0025	NA	NA	NA	NA	NA
Calcium	NE	NE	NA	NA	NA	NA	NA	NA	NA	**20.9**	**23.5**	NA	NA	NA	NA	NA
Chromium	**0.05**	NE	NA	NA	NA	NA	NA	NA	NA	< 0.0050	< 0.0050	NA	NA	NA	NA	NA
Cobalt	NE	NE	NA	NA	NA	NA	NA	NA	NA	NA	NA	NA	NA	NA	NA	NA
Copper	1.3	**0.048**	NA	NA	NA	NA	NA	NA	NA	< 0.0050	**0.0086**	NA	NA	NA	NA	NA
Iron	NE	*10*	NA	NA	NA	NA	NA	NA	NA	**0.443**	**8.14**	NA	NA	NA	NA	NA
Lead	**0.015**	**0.013**	NA	NA	NA	NA	NA	NA	NA	< 0.0075	< 0.0075	NA	NA	NA	NA	NA
Magnesium	NE	NE	NA	NA	NA	NA	NA	NA	NA	**5.65**	**7.00**	NA	NA	NA	NA	NA
Manganese	*0.5*	*0.93*	NA	NA	NA	NA	NA	NA	NA	**1.10**	**1.54**	NA	NA	NA	NA	NA
Mercury	0.002	0.0004	NA	NA	NA	NA	NA	NA	NA	< 0.00020	< 0.00020	NA	NA	NA	NA	NA
Nickel	**0.1**	**0.88**	NA	NA	NA	NA	NA	NA	NA	**0.0128**	**0.0162**	NA	NA	NA	NA	NA
Potassium	NE	NE	NA	NA	NA	NA	NA	NA	NA	**3.75**	**4.55**	NA	NA	NA	NA	NA
Selenium	0.05	0.05	NA	NA	NA	NA	NA	NA	NA	< 0.0150	< 0.0150	NA	NA	NA	NA	NA
Silver	0.036	0.012	NA	NA	NA	NA	NA	NA	NA	< 0.0050	< 0.0050	NA	NA	NA	NA	NA
Sodium	NE	NE	NA	NA	NA	NA	NA	NA	NA	**60.1**	**38.8**	NA	NA	NA	NA	NA
Thallium	**0.005**	0.063	NA	NA	NA	NA	NA	NA	NA	< 0.0050	< 0.0050	NA	NA	NA	NA	NA
Vanadium	**0.05**	*0.27*	NA	NA	NA	NA	NA	NA	NA	< 0.0050	< 0.0050	NA	NA	NA	NA	NA
Zinc	**5**	**0.123**	NA	NA	NA	NA	NA	NA	NA	**0.0342**	**0.0796**	NA	NA	NA	NA	NA

Table 3
Groundwater Analytical Data
February 2013 through November 2020

Location ID Sample ID Sample Date SDG	GWPC	SWPC	MW-AM21 MW-AM21-062718-1 6/27/2018 18F1383	MW-AM21 MW-AM21-092718-1 9/27/2018 18I1338	MW-AM21 MW-AM21-121118-1 12/11/2018 18L0484	MW-AM21 MW-AM21-011720-1 1/17/2020 20A0803	MW-AM21 MW-AM21-040620-1 4/6/2020 20D0235	MW-AM21 MW-AM21-070920-1 7/9/2020 20G0415	MW-AM21 MW-AM21-110420-1 11/4/2020 20K0178	MW-AP11 MW-AP11-021413-1 2/14/2013 SB64640	MW-AP11 MW-AP11-051513-1 5/15/2013 SB69757	MW-AP11 MW-AP11-121714-1 12/17/2014 14120417	MW-AP11 MW-AP11-122116-1 12/21/2016 16L1029	MW-AP11 MW-AP11-20170412- 4/12/2017 17D0656	MW-AP11 MW-AP11-030918-1 3/9/2018 18C0412	MW-AP11 MW-AP11-092618-1 9/26/2018 18I1195
PCBs (ug/l)																
Aroclor 1016	NE	NE	NA	NA	NA	NA	NA	NA	NA	NA	NA	NA	NA	NA	NA	NA
Aroclor 1221	NE	NE	NA	NA	NA	NA	NA	NA	NA	NA	NA	NA	NA	NA	NA	NA
Aroclor 1232	NE	NE	NA	NA	NA	NA	NA	NA	NA	NA	NA	NA	NA	NA	NA	NA
Aroclor 1242	NE	NE	NA	NA	NA	NA	NA	NA	NA	NA	NA	NA	NA	NA	NA	NA
Aroclor 1248	NE	NE	NA	NA	NA	NA	NA	NA	NA	NA	NA	NA	NA	NA	NA	NA
Aroclor 1254	NE	NE	NA	NA	NA	NA	NA	NA	NA	NA	NA	NA	NA	NA	NA	NA
Aroclor 1260	NE	NE	NA	NA	NA	NA	NA	NA	NA	NA	NA	NA	NA	NA	NA	NA
Aroclor 1262	NE	NE	NA	NA	NA	NA	NA	NA	NA	NA	NA	NA	NA	NA	NA	NA
Aroclor 1268	NE	NE	NA	NA	NA	NA	NA	NA	NA	NA	NA	NA	NA	NA	NA	NA
Total PCB Aroclors	0.5	0.5	NA	NA	NA	NA	NA	NA	NA	NA	NA	NA	NA	NA	NA	NA
Pesticides (ug/l)																
Total Pesticides	NE	NE	NA	NA	NA	NA	NA	NA	NA	NA	NA	NA	NA	NA	NA	NA
Herbicides (ug/l)																
Total Herbicides	NE	NE	NA	NA	NA	NA	NA	NA	NA	NA	NA	NA	NA	NA	NA	NA
PCB Homologs (ug/l)																
Decachlorobiphenyl (PCB-209)	NE	NE	< 0.0050	< 0.0049	< 0.0051	< 0.0049	< 0.0050	< 0.0050	< 0.0051	< 0.025	< 0.0253	< 0.025	< 0.0050	< 0.0052	< 0.0053	< 0.0050
Dichlorobiphenyl	NE	NE	**0.0015**	< 0.00098	< 0.0010	< 0.00097	< 0.0010	< 0.00099	< 0.0010	< 0.005	< 0.00505	< 0.005	< 0.0010	**0.0014**	**0.0017**	**0.0017**
Heptachlorobiphenyl	NE	NE	< 0.0030	< 0.0029	< 0.0030	< 0.0029	< 0.0030	< 0.0030	< 0.0031	< 0.015	< 0.0152	< 0.015	< 0.0030	< 0.0031	< 0.0032	< 0.0030
Hexachlorobiphenyl	NE	NE	< 0.0020	< 0.0020	< 0.0020	< 0.0019	< 0.0020	< 0.0020	< 0.0020	< 0.01	< 0.0101	< 0.01	< 0.0020	< 0.0021	< 0.0021	< 0.0020
Monochlorobiphenyl	NE	NE	< 0.0010	< 0.00098	< 0.0010	< 0.00097	< 0.0010	< 0.00099	< 0.0010	< 0.005	< 0.00505	< 0.005	**0.0015**	**0.0029**	< 0.0011	< 0.0010
Nonachlorobiphenyl	NE	NE	< 0.0050	< 0.0049	< 0.0051	< 0.0049	< 0.0050	< 0.0050	< 0.0051	< 0.025	< 0.0253	< 0.025	< 0.0050	< 0.0052	< 0.0053	< 0.0050
Octachlorobiphenyl	NE	NE	< 0.0030	< 0.0029	< 0.0030	< 0.0029	< 0.0030	< 0.0030	< 0.0031	< 0.015	< 0.0152	< 0.015	< 0.0030	< 0.0031	< 0.0032	< 0.0030
Pentachlorobiphenyl	NE	NE	< 0.0020	**0.012**	**0.011**	**0.0034**	**0.0036**	< 0.0020	**0.011**	< 0.01	< 0.0101	< 0.01	< 0.0020	< 0.0021	< 0.0021	< 0.0020
Tetrachlorobiphenyl	NE	NE	**0.0038**	**0.029**	**0.027**	**0.0082**	**0.0084**	**0.0047**	**0.023**	< 0.01	< 0.0101	< 0.01	< 0.0020	< 0.0021	< 0.0021	< 0.0020
Trichlorobiphenyl	NE	NE	**0.0010**	< 0.00098	< 0.0010	< 0.0019	< 0.0020	< 0.0020	< 0.0020	< 0.005	< 0.00505	< 0.005	< 0.0010	< 0.0010	**0.0013**	< 0.0010
Total PCB Homologues	**0.5**	**0.5**	**0.0063**	**0.041**	**0.038**	**0.0116**	**0.012**	**0.0047**	**0.034**	< 0.025	< 0.0253	< 0.025	**0.0015**	**0.0043**	**0.003**	**0.0017**

Notes:
This is a summary table. Only detected compounds are presented.
Bold = Detected above reporting limit
GWPC = Ground water protection criteria
SWPC = Surface water protection criteria
Orange highlighted cells exceed GWPC
Yellow highlighted cells exceed SWPC
Italicized criteria indicate that criteria value is from CTDEEP Recommended Criteria Values for Common Additional Polluting Substances and Alternative Criteria Requests (September 2018)
<0.01 = Not detected above the specified laboratory reporting limit
NE = Criteriion has not been established
NA = Not analyzed for specific constituent
ug/L = microgram per liter
mg/L = milligram per Liter
(1) 0.1 mg/l is the current recommended screening criteria and requires CTDEEP approval to implement. 0.25 mg/l is the proposed GWPC.
(2) 100 ug/l is the promulgated GWPC. 70 ug/l is the Drinking Water Action Level set by the Connecticut Department of Public Health.

Table 3
Groundwater Analytical Data
February 2013 through November 2020

Location ID Sample ID Sample Date SDG	GWPC	SWPC	MW-AP11 MW-AP11-121118-1 12/11/2018 18L0484	MW-AP11 MW-AP11-041719-1 4/17/2019 19D0928	MW-AP11 MW-AP11-102419-1 10/24/2019 19J1561	MW-AP11 MW-AP11-011720-1 1/17/2020 20A0803	MW-AP11 MW-AP11-040820-1 4/8/2020 20D0340	MW-AP11 MW-AP11-110220-1 11/2/2020 20K0034	MW-AP28 MW-AP28-051513-1 5/15/2013 SB69757	MW-AP28 MW-AP28-08212013- 8/21/2013 SB75423	MW-AP28 MW-AP28-04162014- 4/16/2014 SB87783	MW-AP28 MW-AP28-092214-1 9/22/2014 14090840	MW-AP28 MW-AP28-121614-1 12/16/2014 14120375	MW-AP28 MW-AP28-102815 10/28/2015 15100753	MW-AP28 MW-AP28-011116 1/11/2016 16010209	MW-AP28 MW-AP28-041316 4/13/2016 16040311
CT ETPH (mg/l)																
Aliphatic Hydrocarbons (ETPH) C9-C36	**0.25**	*0.25*	NA	NA	NA	NA	NA	NA	< 0.2	< 0.2	< 0.2	NA	NA	NA	NA	NA
Total Petroleum Hydrocarbons	**0.25**	*0.25*	NA	NA	NA	NA	NA	NA	< 0.2	< 0.2	< 0.2	NA	NA	NA	NA	NA
Unidentified	NE	NE	NA	NA	NA	NA	NA	NA	< 0.2	< 0.2	< 0.2	NA	NA	NA	NA	NA
VOCs (ug/l)																
1,2,4-Trimethylbenzene	*5*	*49*	NA	NA	NA	NA	NA	NA	< 1.00	< 1.00	< 1.00	NA	NA	NA	NA	NA
Acetone	700	*10000*	NA	NA	NA	NA	NA	NA	< 10.0	< 10.0	< 10.0	NA	NA	NA	NA	NA
Chloroform	**6**	14100	NA	NA	NA	NA	NA	NA	**1.85**	< 1.00	**7.21**	NA	NA	NA	NA	NA
Chloromethane	*18*	*10000*	NA	NA	NA	NA	NA	NA	< 2.00	< 2.00	< 2.00	NA	NA	NA	NA	NA
Methyl Tert Butyl Ether (MTBE)	70	*10000*	NA	NA	NA	NA	NA	NA	< 1.00	< 1.00	< 1.00	NA	NA	NA	NA	NA
Naphthalene	280	*210*	NA	NA	NA	NA	NA	NA	< 1.00	< 1.00	< 1.00	NA	NA	NA	NA	NA
p-Isopropyltoluene	*25*	*200*	NA	NA	NA	NA	NA	NA	< 1.00	< 1.00	< 1.00	NA	NA	NA	NA	NA
Tetrachloroethylene	5	88	NA	NA	NA	NA	NA	NA	< 1.00	< 1.00	< 1.00	NA	NA	NA	NA	NA
Tetrahydrofuran	*4*	*9600*	NA	NA	NA	NA	NA	NA	< 2.00	< 2.00	< 2.00	NA	NA	NA	NA	NA
Toluene	1000	4000000	NA	NA	NA	NA	NA	NA	< 1.00	< 1.00	< 1.00	NA	NA	NA	NA	NA
Trichloroethene	5	2340	NA	NA	NA	NA	NA	NA	< 1.00	< 1.00	< 1.00	NA	NA	NA	NA	NA
SVOCs (ug/l)																
2-Methylnaphthalene	*28*	*62*	NA	NA	NA	NA	NA	NA	NA	NA	NA	NA	NA	NA	NA	NA
Acenaphthene	*420*	*150*	NA	NA	NA	NA	NA	NA	NA	NA	NA	NA	NA	NA	NA	NA
Acenaphthylene	420	**0.3**	NA	NA	NA	NA	NA	NA	NA	NA	NA	NA	NA	NA	NA	NA
Anthracene	2000	1100000	NA	NA	NA	NA	NA	NA	NA	NA	NA	NA	NA	NA	NA	NA
Benzo(a)anthracene	**0.06**	**0.3**	NA	NA	NA	NA	NA	NA	NA	NA	NA	NA	NA	NA	NA	NA
Benzo(a)pyrene	**0.2**	**0.3**	NA	NA	NA	NA	NA	NA	NA	NA	NA	NA	NA	NA	NA	NA
Benzo(b)fluoranthene	**0.08**	**0.3**	NA	NA	NA	NA	NA	NA	NA	NA	NA	NA	NA	NA	NA	NA
Benzo(g,h,i)perylene	*0.48*	*150*	NA	NA	NA	NA	NA	NA	NA	NA	NA	NA	NA	NA	NA	NA
Benzo(k)fluoranthene	**0.5**	**0.3**	NA	NA	NA	NA	NA	NA	NA	NA	NA	NA	NA	NA	NA	NA
Chrysene	*4.8*	*0.54*	NA	NA	NA	NA	NA	NA	NA	NA	NA	NA	NA	NA	NA	NA
Dibenzo(a,h)anthracene	*0.1*	*0.3*	NA	NA	NA	NA	NA	NA	NA	NA	NA	NA	NA	NA	NA	NA
Fluoranthene	280	3700	NA	NA	NA	NA	NA	NA	NA	NA	NA	NA	NA	NA	NA	NA
Fluorene	280	140000	NA	NA	NA	NA	NA	NA	NA	NA	NA	NA	NA	NA	NA	NA
Indeno(1,2,3-cd)pyrene	*0.1*	*0.54*	NA	NA	NA	NA	NA	NA	NA	NA	NA	NA	NA	NA	NA	NA
Naphthalene	280	*210*	NA	NA	NA	NA	NA	NA	NA	NA	NA	NA	NA	NA	NA	NA
Phenanthrene	200	**0.077**	NA	NA	NA	NA	NA	NA	NA	NA	NA	NA	NA	NA	NA	NA
Pyrene	200	110000	NA	NA	NA	NA	NA	NA	NA	NA	NA	NA	NA	NA	NA	NA
SVOC-SIMs (ug/l)																
1-Methylnaphthalene	*5*	*61*	NA	NA	NA	NA	NA	NA	< 0.050	< 0.050	< 0.050	NA	NA	NA	NA	NA
2-Methylnaphthalene	*28*	*62*	NA	NA	NA	NA	NA	NA	< 0.050	< 0.050	< 0.050	NA	NA	NA	NA	NA
Acenaphthene	*420*	*150*	NA	NA	NA	NA	NA	NA	< 0.050	< 0.050	< 0.050	NA	NA	NA	NA	NA
Acenaphthylene	420	0.3	NA	NA	NA	NA	NA	NA	< 0.050	< 0.050	< 0.050	NA	NA	NA	NA	NA
Anthracene	2000	1100000	NA	NA	NA	NA	NA	NA	< 0.050	< 0.050	< 0.050	NA	NA	NA	NA	NA
Benzo(a)anthracene	**0.06**	0.3	NA	NA	NA	NA	NA	NA	< 0.050	< 0.050	< 0.050	NA	NA	NA	NA	NA
Benzo(a)pyrene	0.2	0.3	NA	NA	NA	NA	NA	NA	< 0.050	< 0.050	< 0.050	NA	NA	NA	NA	NA
Benzo(b)fluoranthene	**0.08**	0.3	NA	NA	NA	NA	NA	NA	< 0.050	< 0.050	< 0.050	NA	NA	NA	NA	NA
Benzo(g,h,i)perylene	*0.48*	*150*	NA	NA	NA	NA	NA	NA	< 0.050	< 0.050	< 0.050	NA	NA	NA	NA	NA
Benzo(k)fluoranthene	0.5	0.3	NA	NA	NA	NA	NA	NA	< 0.050	< 0.050	< 0.050	NA	NA	NA	NA	NA
Chrysene	*4.8*	*0.54*	NA	NA	NA	NA	NA	NA	< 0.050	< 0.050	< 0.050	NA	NA	NA	NA	NA
Dibenzo(a,h)anthracene	*0.1*	*0.3*	NA	NA	NA	NA	NA	NA	< 0.050	< 0.050	< 0.050	NA	NA	NA	NA	NA
Fluoranthene	280	3700	NA	NA	NA	NA	NA	NA	< 0.050	< 0.050	< 0.050	NA	NA	NA	NA	NA
Fluorene	280	140000	NA	NA	NA	NA	NA	NA	< 0.050	< 0.050	< 0.050	NA	NA	NA	NA	NA
Indeno(1,2,3-cd)pyrene	*0.1*	*0.54*	NA	NA	NA	NA	NA	NA	< 0.050	< 0.050	< 0.050	NA	NA	NA	NA	NA
Naphthalene	280	*210*	NA	NA	NA	NA	NA	NA	< 0.050	< 0.090	< 0.050	NA	NA	NA	NA	NA
Phenanthrene	200	**0.077**	NA	NA	NA	NA	NA	NA	< 0.050	< 0.050	< 0.050	NA	NA	NA	NA	NA
Pyrene	200	110000	NA	NA	NA	NA	NA	NA	< 0.050	< 0.050	< 0.050	NA	NA	NA	NA	NA
Total Metals (mg/l)																
Antimony	**0.006**	86	NA	NA	NA	NA	NA	NA	< 0.0060	< 0.0060	< 0.0060	NA	NA	NA	NA	NA
Arsenic	**0.05**	**0.004**	NA	NA	NA	NA	NA	NA	< 0.0040	< 0.0040	< 0.0040	NA	NA	NA	NA	NA
Barium	**1**	**2.2**	NA	NA	NA	NA	NA	NA	**0.320**	**0.269**	**0.305**	NA	NA	NA	NA	NA
Beryllium	**0.004**	**0.004**	NA	NA	NA	NA	NA	NA	< 0.0020	< 0.0020	< 0.0020	NA	NA	NA	NA	NA
Cadmium	0.005	0.006	NA	NA	NA	NA	NA	NA	< 0.0025	< 0.0025	< 0.0025	NA	NA	NA	NA	NA
Calcium	NE	NE	NA	NA	NA	NA	NA	NA	**59.2**	**44.5**	NA	NA	NA	NA	NA	NA
Chromium	**0.05**	NE	NA	NA	NA	NA	NA	NA	< 0.0050	< 0.0050	< 0.0050	NA	NA	NA	NA	NA
Cobalt	NE	NE	NA	NA	NA	NA	NA	NA	NA	NA	NA	NA	NA	NA	NA	NA
Copper	1.3	**0.048**	NA	NA	NA	NA	NA	NA	< 0.0050	< 0.0050	< 0.0050	NA	NA	NA	NA	NA
Iron	NE	*10*	NA	NA	NA	NA	NA	NA	**0.188**	**0.240**	NA	NA	NA	NA	NA	NA
Lead	**0.015**	**0.013**	NA	NA	NA	NA	NA	NA	< 0.0075	< 0.0075	< 0.0075	NA	NA	NA	NA	NA
Magnesium	NE	NE	NA	NA	NA	NA	NA	NA	**15.2**	**12.8**	NA	NA	NA	NA	NA	NA
Manganese	*0.5*	*0.93*	NA	NA	NA	NA	NA	NA	**0.0580**	**0.203**	NA	NA	NA	NA	NA	NA
Mercury	0.002	0.0004	NA	NA	NA	NA	NA	NA	< 0.00020	< 0.00020	< 0.00020	NA	NA	NA	NA	NA
Nickel	**0.1**	**0.88**	NA	NA	NA	NA	NA	NA	< 0.0050	< 0.0050	< 0.0050	NA	NA	NA	NA	NA
Potassium	NE	NE	NA	NA	NA	NA	NA	NA	**7.38**	**7.58**	NA	NA	NA	NA	NA	NA
Selenium	0.05	0.05	NA	NA	NA	NA	NA	NA	< 0.0150	< 0.0150	< 0.0150	NA	NA	NA	NA	NA
Silver	0.036	0.012	NA	NA	NA	NA	NA	NA	< 0.0050	< 0.0050	< 0.0050	NA	NA	NA	NA	NA
Sodium	NE	NE	NA	NA	NA	NA	NA	NA	**225**	**183**	NA	NA	NA	NA	NA	NA
Thallium	**0.005**	0.063	NA	NA	NA	NA	NA	NA	< 0.0050	< 0.0050	< 0.0050	NA	NA	NA	NA	NA
Vanadium	**0.05**	*0.27*	NA	NA	NA	NA	NA	NA	< 0.0050	< 0.0050	< 0.0050	NA	NA	NA	NA	NA
Zinc	**5**	**0.123**	NA	NA	NA	NA	NA	NA	< 0.0080	**0.0086**	< 0.0470	NA	NA	NA	NA	NA

Table 3
Groundwater Analytical Data
February 2013 through November 2020

Location ID Sample ID Sample Date SDG	GWPC	SWPC	MW-AP11 MW-AP11-121118-1 12/11/2018 18L0484	MW-AP11 MW-AP11-041719-1 4/17/2019 19D0928	MW-AP11 MW-AP11-102419-1 10/24/2019 19J1561	MW-AP11 MW-AP11-011720-1 1/17/2020 20A0803	MW-AP11 MW-AP11-040820-1 4/8/2020 20D0340	MW-AP11 MW-AP11-110220-1 11/2/2020 20K0034	MW-AP28 MW-AP28-051513-1 5/15/2013 SB69757	MW-AP28 MW-AP28-08212013-1 8/21/2013 SB75423	MW-AP28 MW-AP28-04162014-1 4/16/2014 SB87783	MW-AP28 MW-AP28-092214-1 9/22/2014 14090840	MW-AP28 MW-AP28-121614-1 12/16/2014 14120375	MW-AP28 MW-AP28-102815 10/28/2015 15100753	MW-AP28 MW-AP28-011116 1/11/2016 16010209	MW-AP28 MW-AP28-041316 4/13/2016 16040311
PCBs (ug/l)																
Aroclor 1016	NE	NE	NA	NA	NA	NA	NA	NA	NA	NA	NA	NA	NA	NA	NA	NA
Aroclor 1221	NE	NE	NA	NA	NA	NA	NA	NA	NA	NA	NA	NA	NA	NA	NA	NA
Aroclor 1232	NE	NE	NA	NA	NA	NA	NA	NA	NA	NA	NA	NA	NA	NA	NA	NA
Aroclor 1242	NE	NE	NA	NA	NA	NA	NA	NA	NA	NA	NA	NA	NA	NA	NA	NA
Aroclor 1248	NE	NE	NA	NA	NA	NA	NA	NA	NA	NA	NA	NA	NA	NA	NA	NA
Aroclor 1254	NE	NE	NA	NA	NA	NA	NA	NA	NA	NA	NA	NA	NA	NA	NA	NA
Aroclor 1260	NE	NE	NA	NA	NA	NA	NA	NA	NA	NA	NA	NA	NA	NA	NA	NA
Aroclor 1262	NE	NE	NA	NA	NA	NA	NA	NA	NA	NA	NA	NA	NA	NA	NA	NA
Aroclor 1268	NE	NE	NA	NA	NA	NA	NA	NA	NA	NA	NA	NA	NA	NA	NA	NA
Total PCB Aroclors	0.5	0.5	NA	NA	NA	NA	NA	NA	NA	NA	NA	NA	NA	NA	NA	NA
Pesticides (ug/l)																
Total Pesticides	NE	NE	NA	NA	NA	NA	NA	NA	NA	NA	NA	NA	NA	NA	NA	NA
Herbicides (ug/l)																
Total Herbicides	NE	NE	NA	NA	NA	NA	NA	NA	NA	NA	NA	NA	NA	NA	NA	NA
PCB Homologs (ug/l)																
Decachlorobiphenyl (PCB-209)	NE	NE	< 0.0049	< 0.0051	< 0.0048	< 0.0050	< 0.0049	< 0.0054	< 0.025	< 0.025	< 0.025	< 0.025	< 0.025	< 0.025	< 0.025	< 0.0275
Dichlorobiphenyl	NE	NE	< 0.00098	**0.0035**	**0.0012**	< 0.00099	< 0.00098	< 0.0011	< 0.005	< 0.005	< 0.005	< 0.005	< 0.005	< 0.005	< 0.005	< 0.0055
Heptachlorobiphenyl	NE	NE	< 0.0029	< 0.0031	< 0.0029	< 0.0030	< 0.0029	< 0.0032	< 0.015	< 0.015	< 0.015	< 0.015	< 0.015	< 0.015	< 0.015	< 0.0165
Hexachlorobiphenyl	NE	NE	< 0.0020	< 0.0020	< 0.0019	< 0.0020	< 0.0020	< 0.0022	< 0.01	< 0.01	< 0.01	< 0.01	< 0.01	< 0.01	< 0.01	< 0.011
Monochlorobiphenyl	NE	NE	< 0.00098	**0.0017**	< 0.00095	< 0.00099	**0.0010**	< 0.0011	< 0.005	< 0.005	< 0.005	< 0.005	< 0.005	< 0.005	< 0.005	< 0.0055
Nonachlorobiphenyl	NE	NE	< 0.0049	< 0.0051	< 0.0048	< 0.0050	< 0.0049	< 0.0054	< 0.025	< 0.025	< 0.025	< 0.025	< 0.025	< 0.025	< 0.025	< 0.0275
Octachlorobiphenyl	NE	NE	< 0.0029	< 0.0031	< 0.0029	< 0.0030	< 0.0029	< 0.0032	< 0.015	< 0.015	< 0.015	< 0.015	< 0.015	< 0.015	< 0.015	< 0.0165
Pentachlorobiphenyl	NE	NE	< 0.0020	< 0.0020	< 0.0019	< 0.0020	< 0.0020	< 0.0022	< 0.01	< 0.01	< 0.01	< 0.01	< 0.01	< 0.01	< 0.01	< 0.011
Tetrachlorobiphenyl	NE	NE	< 0.0020	< 0.0020	**0.0035**	< 0.0020	< 0.0020	< 0.0022	< 0.01	< 0.01	< 0.01	< 0.01	< 0.01	< 0.01	< 0.01	< 0.011
Trichlorobiphenyl	NE	NE	**0.0011**	**0.0011**	**0.0043**	< 0.0020	< 0.0020	< 0.0022	< 0.005	< 0.005	< 0.005	< 0.005	< 0.005	< 0.005	< 0.005	< 0.0055
Total PCB Homologues	**0.5**	**0.5**	**0.0011**	**0.0064**	**0.0091**	< 0.0050	**0.001**	ND	< 0.025	< 0.025	< 0.025	< 0.025	< 0.025	< 0.025	< 0.025	< 0.0275

Notes:
This is a summary table. Only detected compounds are presented.
Bold = Detected above reporting limit
GWPC = Ground water protection criteria
SWPC = Surface water protection criteria
Orange highlighted cells exceed GWPC
Yellow highlighted cells exceed SWPC
Italicized criteria indicate that criteria value is from CTDEEP Recommended Criteria Values for Common Additional Polluting Substances and Alternative Criteria Requests (September 2018)
<0.01 = Not detected above the specified laboratory reporting limit
NE = Criteriion has not been established
NA = Not analyzed for specific constituent
ug/L = microgram per liter
mg/L = milligram per Liter
(1) 0.1 mg/l is the current recommended screening criteria and requires CTDEEP approval to implement. 0.25 mg/l is the proposed GWPC.
(2) 100 ug/l is the promulgated GWPC. 70 ug/l is the Drinking Water Action Level set by the Connecticut Department of Public Health.

Table 3
Groundwater Analytical Data
February 2013 through November 2020

Location ID Sample ID Sample Date SDG	GWPC	SWPC	MW-AP28 MW-AP28-082316 8/23/2016 16080598	MW-AP28 MW-AP28-122016-1 12/20/2016 16L0972	MW-AP28 MW-AP28-20170412-1 4/12/2017 17D0505	MW-AP28 MW-AP28-081717-1 8/17/2017 17H1062	MW-AP28 MW-AP28-111617-1 11/16/2017 17K1027	MW-AP28 MW-AP28-062718-1 6/27/2018 18F1384	MW-AP28 MW-AP28-092718-1 9/27/2018 18I1258	MW-AP28 MW-AP28-121018-1 12/10/2018 18L0420	MW-AV17 MW-AV17-021413-1 2/14/2013 SB64640	MW-AV17 MW-AV17-051613-1 5/16/2013 SB69757	MW-AV17 MW-AV17-08212013-1 8/21/2013 SB75423	MW-AV17 MW-AV17-11132013-1 11/13/2013 SB80244	MW-AV17 MW-AV17-04182014-1 4/18/2014 SB87951	MW-AV17 MW-AV17-092314-1 9/23/2014 14090840
CT ETPH (mg/l)																
Aliphatic Hydrocarbons (ETPH) C9-C36	**0.25**	*0.25*	NA	NA	NA	NA	NA	NA	NA	NA	< 0.2	< 0.2	< 0.2	< 0.2	< 0.2	NA
Total Petroleum Hydrocarbons	**0.25**	*0.25*	NA	NA	NA	NA	NA	NA	NA	NA	< 0.2	< 0.2	< 0.2	< 0.2	< 0.2	NA
Unidentified	NE	NE	NA	NA	NA	NA	NA	NA	NA	NA	< 0.2	< 0.2	< 0.2	< 0.2	< 0.2	NA
VOCs (ug/l)																
1,2,4-Trimethylbenzene	*5*	*49*	NA	NA	NA	NA	NA	NA	NA	NA	< 1.00	< 1.00	< 1.00	< 1.00	< 1.00	NA
Acetone	700	*10000*	NA	NA	NA	NA	NA	NA	NA	NA	< 10.0	< 10.0	< 10.0	< 10.0	< 10.0	NA
Chloroform	**6**	14100	NA	NA	NA	NA	NA	NA	NA	NA	< 1.00	< 1.00	< 1.00	< 1.00	< 1.00	NA
Chloromethane	*18*	*10000*	NA	NA	NA	NA	NA	NA	NA	NA	< 2.00	< 2.00	< 2.00	< 2.00	< 2.00	NA
Methyl Tert Butyl Ether (MTBE)	70	*10000*	NA	NA	NA	NA	NA	NA	NA	NA	< 1.00	< 1.00	< 1.00	< 1.00	< 1.00	NA
Naphthalene	280	*210*	NA	NA	NA	NA	NA	NA	NA	NA	< 1.00	< 1.00	< 1.00	< 1.00	< 1.00	NA
p-Isopropyltoluene	*25*	*200*	NA	NA	NA	NA	NA	NA	NA	NA	< 1.00	< 1.00	< 1.00	< 1.00	< 1.00	NA
Tetrachloroethylene	5	88	NA	NA	NA	NA	NA	NA	NA	NA	< 1.00	< 1.00	< 1.00	< 1.00	< 1.00	NA
Tetrahydrofuran	*4*	*9600*	NA	NA	NA	NA	NA	NA	NA	NA	< 2.00	< 2.00	< 2.00	< 2.00	< 2.00	NA
Toluene	1000	4000000	NA	NA	NA	NA	NA	NA	NA	NA	< 1.00	< 1.00	< 1.00	< 1.00	< 1.00	NA
Trichloroethene	5	2340	NA	NA	NA	NA	NA	NA	NA	NA	< 1.00	< 1.00	< 1.00	< 1.00	< 1.00	NA
SVOCs (ug/l)																
2-Methylnaphthalene	*28*	*62*	NA	NA	NA	NA	NA	NA	NA	NA	NA	NA	NA	NA	NA	NA
Acenaphthene	*420*	*150*	NA	NA	NA	NA	NA	NA	NA	NA	NA	NA	NA	NA	NA	NA
Acenaphthylene	420	**0.3**	NA	NA	NA	NA	NA	NA	NA	NA	NA	NA	NA	NA	NA	NA
Anthracene	2000	1100000	NA	NA	NA	NA	NA	NA	NA	NA	NA	NA	NA	NA	NA	NA
Benzo(a)anthracene	**0.06**	**0.3**	NA	NA	NA	NA	NA	NA	NA	NA	NA	NA	NA	NA	NA	NA
Benzo(a)pyrene	**0.2**	**0.3**	NA	NA	NA	NA	NA	NA	NA	NA	NA	NA	NA	NA	NA	NA
Benzo(b)fluoranthene	**0.08**	**0.3**	NA	NA	NA	NA	NA	NA	NA	NA	NA	NA	NA	NA	NA	NA
Benzo(g,h,i)perylene	*0.48*	*150*	NA	NA	NA	NA	NA	NA	NA	NA	NA	NA	NA	NA	NA	NA
Benzo(k)fluoranthene	**0.5**	**0.3**	NA	NA	NA	NA	NA	NA	NA	NA	NA	NA	NA	NA	NA	NA
Chrysene	*4.8*	*0.54*	NA	NA	NA	NA	NA	NA	NA	NA	NA	NA	NA	NA	NA	NA
Dibenzo(a,h)anthracene	*0.1*	*0.3*	NA	NA	NA	NA	NA	NA	NA	NA	NA	NA	NA	NA	NA	NA
Fluoranthene	280	3700	NA	NA	NA	NA	NA	NA	NA	NA	NA	NA	NA	NA	NA	NA
Fluorene	280	140000	NA	NA	NA	NA	NA	NA	NA	NA	NA	NA	NA	NA	NA	NA
Indeno(1,2,3-cd)pyrene	*0.1*	*0.54*	NA	NA	NA	NA	NA	NA	NA	NA	NA	NA	NA	NA	NA	NA
Naphthalene	280	*210*	NA	NA	NA	NA	NA	NA	NA	NA	NA	NA	NA	NA	NA	NA
Phenanthrene	200	**0.077**	NA	NA	NA	NA	NA	NA	NA	NA	NA	NA	NA	NA	NA	NA
Pyrene	200	110000	NA	NA	NA	NA	NA	NA	NA	NA	NA	NA	NA	NA	NA	NA
SVOC-SIMs (ug/l)																
1-Methylnaphthalene	*5*	*61*	NA	NA	NA	NA	NA	NA	NA	NA	< 0.050	< 0.050	< 0.050	< 0.050	< 0.050	NA
2-Methylnaphthalene	*28*	*62*	NA	NA	NA	NA	NA	NA	NA	NA	< 0.050	< 0.050	< 0.050	< 0.050	< 0.050	NA
Acenaphthene	*420*	*150*	NA	NA	NA	NA	NA	NA	NA	NA	< 0.050	< 0.050	< 0.050	< 0.050	< 0.050	NA
Acenaphthylene	420	0.3	NA	NA	NA	NA	NA	NA	NA	NA	< 0.050	< 0.050	< 0.050	< 0.050	< 0.050	NA
Anthracene	2000	1100000	NA	NA	NA	NA	NA	NA	NA	NA	< 0.050	< 0.050	< 0.050	< 0.050	< 0.050	NA
Benzo(a)anthracene	**0.06**	0.3	NA	NA	NA	NA	NA	NA	NA	NA	< 0.050	< 0.050	< 0.050	< 0.050	< 0.050	NA
Benzo(a)pyrene	0.2	0.3	NA	NA	NA	NA	NA	NA	NA	NA	< 0.050	< 0.050	< 0.050	< 0.050	< 0.050	NA
Benzo(b)fluoranthene	**0.08**	0.3	NA	NA	NA	NA	NA	NA	NA	NA	< 0.050	< 0.050	< 0.050	< 0.050	< 0.050	NA
Benzo(g,h,i)perylene	*0.48*	*150*	NA	NA	NA	NA	NA	NA	NA	NA	< 0.050	< 0.050	< 0.050	< 0.050	< 0.050	NA
Benzo(k)fluoranthene	0.5	0.3	NA	NA	NA	NA	NA	NA	NA	NA	< 0.050	< 0.050	< 0.050	< 0.050	< 0.050	NA
Chrysene	*4.8*	*0.54*	NA	NA	NA	NA	NA	NA	NA	NA	< 0.050	< 0.050	< 0.050	< 0.050	< 0.050	NA
Dibenzo(a,h)anthracene	*0.1*	*0.3*	NA	NA	NA	NA	NA	NA	NA	NA	< 0.050	< 0.050	< 0.050	< 0.050	< 0.050	NA
Fluoranthene	280	3700	NA	NA	NA	NA	NA	NA	NA	NA	< 0.050	< 0.050	< 0.050	< 0.050	< 0.050	NA
Fluorene	280	140000	NA	NA	NA	NA	NA	NA	NA	NA	< 0.050	< 0.050	< 0.050	< 0.050	< 0.050	NA
Indeno(1,2,3-cd)pyrene	*0.1*	*0.54*	NA	NA	NA	NA	NA	NA	NA	NA	< 0.050	< 0.050	< 0.050	< 0.050	< 0.050	NA
Naphthalene	280	*210*	NA	NA	NA	NA	NA	NA	NA	NA	< 0.050	< 0.050	< 0.090	< 0.050	< 0.050	NA
Phenanthrene	200	**0.077**	NA	NA	NA	NA	NA	NA	NA	NA	< 0.050	< 0.050	< 0.050	< 0.050	< 0.050	NA
Pyrene	200	110000	NA	NA	NA	NA	NA	NA	NA	NA	< 0.050	< 0.050	< 0.050	< 0.050	< 0.050	NA
Total Metals (mg/l)																
Antimony	**0.006**	86	NA	NA	NA	NA	NA	NA	NA	NA	< 0.0060	< 0.0060	< 0.0060	< 0.0060	< 0.0060	NA
Arsenic	**0.05**	**0.004**	NA	NA	NA	NA	NA	NA	NA	NA	< 0.0040	< 0.0040	< 0.0040	< 0.0040	< 0.0040	NA
Barium	**1**	**2.2**	NA	NA	NA	NA	NA	NA	NA	NA	**0.184**	**0.121**	**0.161**	**0.217**	**0.138**	NA
Beryllium	**0.004**	**0.004**	NA	NA	NA	NA	NA	NA	NA	NA	< 0.0020	< 0.0020	< 0.0020	< 0.0020	< 0.0020	NA
Cadmium	0.005	0.006	NA	NA	NA	NA	NA	NA	NA	NA	< 0.0025	< 0.0025	< 0.0025	< 0.0025	< 0.0025	NA
Calcium	NE	NE	NA	NA	NA	NA	NA	NA	NA	NA	**91.5**	**72.4**	**68.6**	**73.0**	NA	NA
Chromium	**0.05**	NE	NA	NA	NA	NA	NA	NA	NA	NA	< 0.0050	< 0.0050	< 0.0050	< 0.0050	< 0.0050	NA
Cobalt	NE	NE	NA	NA	NA	NA	NA	NA	NA	NA	NA	NA	NA	NA	NA	NA
Copper	1.3	**0.048**	NA	NA	NA	NA	NA	NA	NA	NA	< 0.0050	< 0.0050	< 0.0050	< 0.0050	**0.0085**	NA
Iron	NE	*10*	NA	NA	NA	NA	NA	NA	NA	NA	**23.4**	**21.1**	**55.8**	**83.2**	NA	NA
Lead	**0.015**	**0.013**	NA	NA	NA	NA	NA	NA	NA	NA	< 0.0075	< 0.0075	< 0.0075	< 0.0075	< 0.0075	NA
Magnesium	NE	NE	NA	NA	NA	NA	NA	NA	NA	NA	**12.3**	**9.80**	**10.3**	**11.4**	NA	NA
Manganese	*0.5*	*0.93*	NA	NA	NA	NA	NA	NA	NA	NA	**0.377**	**0.257**	**0.590**	**0.826**	NA	NA
Mercury	0.002	0.0004	NA	NA	NA	NA	NA	NA	NA	NA	< 0.00020	< 0.00020	< 0.00020	< 0.00020	< 0.00020	NA
Nickel	**0.1**	**0.88**	NA	NA	NA	NA	NA	NA	NA	NA	< 0.0050	< 0.0050	< 0.0050	< 0.0050	**0.0118**	NA
Potassium	NE	NE	NA	NA	NA	NA	NA	NA	NA	NA	**10.9**	**8.56**	**10.7**	**9.96**	NA	NA
Selenium	0.05	0.05	NA	NA	NA	NA	NA	NA	NA	NA	< 0.0300	< 0.0150	< 0.0150	< 0.0150	< 0.0150	NA
Silver	0.036	0.012	NA	NA	NA	NA	NA	NA	NA	NA	< 0.0050	< 0.0050	< 0.0050	< 0.0050	< 0.0050	NA
Sodium	NE	NE	NA	NA	NA	NA	NA	NA	NA	NA	**54.8**	**35.2**	**44.0**	**32.4**	NA	NA
Thallium	**0.005**	0.063	NA	NA	NA	NA	NA	NA	NA	NA	< 0.0050	< 0.0050	< 0.0050	< 0.0050	< 0.0050	NA
Vanadium	**0.05**	*0.27*	NA	NA	NA	NA	NA	NA	NA	NA	< 0.0050	< 0.0050	< 0.0050	< 0.0050	< 0.0050	NA
Zinc	**5**	**0.123**	NA	NA	NA	NA	NA	NA	NA	NA	**0.0148**	**0.0211**	**0.332**	**0.405**	**12.3**	NA

Table 3
Groundwater Analytical Data
February 2013 through November 2020

Location ID Sample ID Sample Date SDG	GWPC	SWPC	MW-AP28 MW-AP28-082316 8/23/2016 16080598	MW-AP28 MW-AP28-122016-1 12/20/2016 16L0972	MW-AP28 MW-AP28-20170412-1 4/12/2017 17D0505	MW-AP28 MW-AP28-081717-1 8/17/2017 17H1062	MW-AP28 MW-AP28-111617-1 11/16/2017 17K1027	MW-AP28 MW-AP28-062718-1 6/27/2018 18F1384	MW-AP28 MW-AP28-092718-1 9/27/2018 18I1258	MW-AP28 MW-AP28-121018-1 12/10/2018 18L0420	MW-AV17 MW-AV17-021413-1 2/14/2013 SB64640	MW-AV17 MW-AV17-051613-1 5/16/2013 SB69757	MW-AV17 MW-AV17-08212013-1 8/21/2013 SB75423	MW-AV17 MW-AV17-11132013-1 11/13/2013 SB80244	MW-AV17 MW-AV17-04182014-1 4/18/2014 SB87951	MW-AV17 MW-AV17-092314-1 9/23/2014 14090840
PCBs (ug/l)																
Aroclor 1016	NE	NE	NA	NA	NA	NA	NA	NA	NA	NA	NA	NA	NA	NA	NA	NA
Aroclor 1221	NE	NE	NA	NA	NA	NA	NA	NA	NA	NA	NA	NA	NA	NA	NA	NA
Aroclor 1232	NE	NE	NA	NA	NA	NA	NA	NA	NA	NA	NA	NA	NA	NA	NA	NA
Aroclor 1242	NE	NE	NA	NA	NA	NA	NA	NA	NA	NA	NA	NA	NA	NA	NA	NA
Aroclor 1248	NE	NE	NA	NA	NA	NA	NA	NA	NA	NA	NA	NA	NA	NA	NA	NA
Aroclor 1254	NE	NE	NA	NA	NA	NA	NA	NA	NA	NA	NA	NA	NA	NA	NA	NA
Aroclor 1260	NE	NE	NA	NA	NA	NA	NA	NA	NA	NA	NA	NA	NA	NA	NA	NA
Aroclor 1262	NE	NE	NA	NA	NA	NA	NA	NA	NA	NA	NA	NA	NA	NA	NA	NA
Aroclor 1268	NE	NE	NA	NA	NA	NA	NA	NA	NA	NA	NA	NA	NA	NA	NA	NA
Total PCB Aroclors	0.5	0.5	NA	NA	NA	NA	NA	NA	NA	NA	NA	NA	NA	NA	NA	NA
Pesticides (ug/l)																
Total Pesticides	NE	NE	NA	NA	NA	NA	NA	NA	NA	NA	NA	NA	NA	NA	NA	NA
Herbicides (ug/l)																
Total Herbicides	NE	NE	NA	NA	NA	NA	NA	NA	NA	NA	NA	NA	NA	NA	NA	NA
PCB Homologs (ug/l)																
Decachlorobiphenyl (PCB-209)	NE	NE	< 0.025	< 0.0050	< 0.0052	< 0.0051 UJ	< 0.0050	< 0.0049	< 0.0050	< 0.0050	< 0.025	< 0.0278	< 0.025	< 0.025	< 0.025	< 0.025
Dichlorobiphenyl	NE	NE	< 0.005	< 0.0010	< 0.0010	< 0.0010 UJ	< 0.0010	**0.0029**	< 0.0010	< 0.00099	< 0.005	< 0.00556	< 0.005	< 0.005	< 0.005	< 0.005
Heptachlorobiphenyl	NE	NE	< 0.015	< 0.0030	< 0.0031	< 0.0031 UJ	< 0.0030	< 0.0029	< 0.0030	< 0.0030	< 0.015	< 0.0167	< 0.015	< 0.015	< 0.015	< 0.015
Hexachlorobiphenyl	NE	NE	< 0.01	< 0.0020	< 0.0021	< 0.0020 UJ	< 0.0020	< 0.0020	< 0.0020	< 0.0020	< 0.01	< 0.0111	< 0.01	< 0.01	< 0.01	< 0.01
Monochlorobiphenyl	NE	NE	< 0.005	< 0.0010	< 0.0010	< 0.0010 UJ	< 0.0010	**0.0029**	< 0.0010	< 0.00099	< 0.005	< 0.00556	< 0.005	< 0.005	< 0.005	< 0.005
Nonachlorobiphenyl	NE	NE	< 0.025	< 0.0050	< 0.0052	< 0.0051 UJ	< 0.0050	< 0.0049	< 0.0050	< 0.0050	< 0.025	< 0.0278	< 0.025	< 0.025	< 0.025	< 0.025
Octachlorobiphenyl	NE	NE	< 0.015	< 0.0030	< 0.0031	< 0.0031 UJ	< 0.0030	< 0.0029	< 0.0030	< 0.0030	< 0.015	< 0.0167	< 0.015	< 0.015	< 0.015	< 0.015
Pentachlorobiphenyl	NE	NE	< 0.01	< 0.0020	< 0.0021	< 0.0020 UJ	< 0.0020	< 0.0020	< 0.0020	< 0.0020	< 0.01	< 0.0111	< 0.01	< 0.01	< 0.01	< 0.01
Tetrachlorobiphenyl	NE	NE	< 0.01	< 0.0020	< 0.0021	< 0.0020 UJ	< 0.0020	< 0.0020	< 0.0020	< 0.0020	< 0.01	< 0.0111	< 0.01	< 0.01	< 0.01	< 0.01
Trichlorobiphenyl	NE	NE	< 0.005	< 0.0010	< 0.0010	< 0.0010 UJ	< 0.0010	< 0.00098	< 0.0010	< 0.00099	< 0.005	< 0.00556	< 0.005	< 0.005	< 0.005	< 0.005
Total PCB Homologues	**0.5**	**0.5**	< 0.025	< 0.0050	< 0.0052	< 0.0051 UJ	< 0.0050	**0.0058**	ND	ND	< 0.025	< 0.0278	< 0.025	< 0.025	< 0.025	< 0.025

Notes:
This is a summary table. Only detected compounds are presented.
Bold = Detected above reporting limit
GWPC = Ground water protection criteria
SWPC = Surface water protection criteria
Orange highlighted cells exceed GWPC
Yellow highlighted cells exceed SWPC
Italicized criteria indicate that criteria value is from CTDEEP Recommended Criteria Values for Common Additional Polluting Substances and Alternative Criteria Requests (September 2018)
<0.01 = Not detected above the specified laboratory reporting limit
NE = Criteriion has not been established
NA = Not analyzed for specific constituent
ug/L = microgram per liter
mg/L = milligram per Liter
(1) 0.1 mg/l is the current recommended screening criteria and requires CTDEEP approval to implement. 0.25 mg/l is the proposed GWPC.
(2) 100 ug/l is the promulgated GWPC. 70 ug/l is the Drinking Water Action Level set by the Connecticut Department of Public Health.

Table 3
Groundwater Analytical Data
February 2013 through November 2020

Location ID Sample ID Sample Date SDG	GWPC	SWPC	MW-AV17 MW-AV17-121814-1 12/18/2014 14120427	MW-AV17 MW-AV17-071515-1 7/15/2015 15070383	MW-AV17 MW-AV17-011216 1/12/2016 16010209	MW-AV17 MW-AV17-041516 4/15/2016 16040347	MW-AV17 MW-AV17-082516 8/25/2016 16080629	MW-AV17 MW-AV17-122216-1 12/22/2016 16L1122	MW-AV17 MW-AV17-20170411- 4/11/2017 17D0505	MW-AV17 MW-AV17-081817-1 8/18/2017 17H1062	MW-AV17 MW-AV17-111517-1 11/15/2017 17K0912	MW-AV17 MW-AV17-030918-1 3/9/2018 18C0412	MW-AV17 MW-AV17-062718-1 6/27/2018 18F1384	MW-AV17 MW-AV17-092718-1 9/27/2018 18I1258	MW-AV17 MW-AV17-121118-1 12/11/2018 18L0484	MW-AV17 MW-AV17-041819-1 4/18/2019 19D0971
CT ETPH (mg/l)																
Aliphatic Hydrocarbons (ETPH) C9-C36	**0.25**	*0.25*	NA	NA	NA	NA	NA	NA	NA	NA	NA	NA	NA	NA	NA	NA
Total Petroleum Hydrocarbons	**0.25**	*0.25*	NA	NA	NA	NA	NA	NA	NA	NA	NA	NA	NA	NA	NA	NA
Unidentified	NE	NE	NA	NA	NA	NA	NA	NA	NA	NA	NA	NA	NA	NA	NA	NA
VOCs (ug/l)																
1,2,4-Trimethylbenzene	*5*	*49*	NA	NA	NA	NA	NA	NA	NA	NA	NA	NA	NA	NA	NA	NA
Acetone	700	*10000*	NA	NA	NA	NA	NA	NA	NA	NA	NA	NA	NA	NA	NA	NA
Chloroform	**6**	14100	NA	NA	NA	NA	NA	NA	NA	NA	NA	NA	NA	NA	NA	NA
Chloromethane	*18*	*10000*	NA	NA	NA	NA	NA	NA	NA	NA	NA	NA	NA	NA	NA	NA
Methyl Tert Butyl Ether (MTBE)	70	*10000*	NA	NA	NA	NA	NA	NA	NA	NA	NA	NA	NA	NA	NA	NA
Naphthalene	280	*210*	NA	NA	NA	NA	NA	NA	NA	NA	NA	NA	NA	NA	NA	NA
p-Isopropyltoluene	*25*	*200*	NA	NA	NA	NA	NA	NA	NA	NA	NA	NA	NA	NA	NA	NA
Tetrachloroethylene	5	88	NA	NA	NA	NA	NA	NA	NA	NA	NA	NA	NA	NA	NA	NA
Tetrahydrofuran	*4*	*9600*	NA	NA	NA	NA	NA	NA	NA	NA	NA	NA	NA	NA	NA	NA
Toluene	1000	4000000	NA	NA	NA	NA	NA	NA	NA	NA	NA	NA	NA	NA	NA	NA
Trichloroethene	5	2340	NA	NA	NA	NA	NA	NA	NA	NA	NA	NA	NA	NA	NA	NA
SVOCs (ug/l)																
2-Methylnaphthalene	*28*	*62*	NA	NA	NA	NA	NA	NA	NA	NA	NA	NA	NA	NA	NA	NA
Acenaphthene	*420*	*150*	NA	NA	NA	NA	NA	NA	NA	NA	NA	NA	NA	NA	NA	NA
Acenaphthylene	420	**0.3**	NA	NA	NA	NA	NA	NA	NA	NA	NA	NA	NA	NA	NA	NA
Anthracene	2000	1100000	NA	NA	NA	NA	NA	NA	NA	NA	NA	NA	NA	NA	NA	NA
Benzo(a)anthracene	**0.06**	**0.3**	NA	NA	NA	NA	NA	NA	NA	NA	NA	NA	NA	NA	NA	NA
Benzo(a)pyrene	**0.2**	**0.3**	NA	NA	NA	NA	NA	NA	NA	NA	NA	NA	NA	NA	NA	NA
Benzo(b)fluoranthene	**0.08**	**0.3**	NA	NA	NA	NA	NA	NA	NA	NA	NA	NA	NA	NA	NA	NA
Benzo(g,h,i)perylene	*0.48*	*150*	NA	NA	NA	NA	NA	NA	NA	NA	NA	NA	NA	NA	NA	NA
Benzo(k)fluoranthene	**0.5**	**0.3**	NA	NA	NA	NA	NA	NA	NA	NA	NA	NA	NA	NA	NA	NA
Chrysene	*4.8*	*0.54*	NA	NA	NA	NA	NA	NA	NA	NA	NA	NA	NA	NA	NA	NA
Dibenzo(a,h)anthracene	*0.1*	*0.3*	NA	NA	NA	NA	NA	NA	NA	NA	NA	NA	NA	NA	NA	NA
Fluoranthene	280	3700	NA	NA	NA	NA	NA	NA	NA	NA	NA	NA	NA	NA	NA	NA
Fluorene	280	140000	NA	NA	NA	NA	NA	NA	NA	NA	NA	NA	NA	NA	NA	NA
Indeno(1,2,3-cd)pyrene	*0.1*	*0.54*	NA	NA	NA	NA	NA	NA	NA	NA	NA	NA	NA	NA	NA	NA
Naphthalene	280	*210*	NA	NA	NA	NA	NA	NA	NA	NA	NA	NA	NA	NA	NA	NA
Phenanthrene	200	**0.077**	NA	NA	NA	NA	NA	NA	NA	NA	NA	NA	NA	NA	NA	NA
Pyrene	200	110000	NA	NA	NA	NA	NA	NA	NA	NA	NA	NA	NA	NA	NA	NA
SVOC-SIMs (ug/l)																
1-Methylnaphthalene	*5*	*61*	NA	NA	NA	NA	NA	NA	NA	NA	NA	NA	NA	NA	NA	NA
2-Methylnaphthalene	*28*	*62*	NA	NA	NA	NA	NA	NA	NA	NA	NA	NA	NA	NA	NA	NA
Acenaphthene	*420*	*150*	NA	NA	NA	NA	NA	NA	NA	NA	NA	NA	NA	NA	NA	NA
Acenaphthylene	420	0.3	NA	NA	NA	NA	NA	NA	NA	NA	NA	NA	NA	NA	NA	NA
Anthracene	2000	1100000	NA	NA	NA	NA	NA	NA	NA	NA	NA	NA	NA	NA	NA	NA
Benzo(a)anthracene	**0.06**	0.3	NA	NA	NA	NA	NA	NA	NA	NA	NA	NA	NA	NA	NA	NA
Benzo(a)pyrene	0.2	0.3	NA	NA	NA	NA	NA	NA	NA	NA	NA	NA	NA	NA	NA	NA
Benzo(b)fluoranthene	**0.08**	0.3	NA	NA	NA	NA	NA	NA	NA	NA	NA	NA	NA	NA	NA	NA
Benzo(g,h,i)perylene	*0.48*	*150*	NA	NA	NA	NA	NA	NA	NA	NA	NA	NA	NA	NA	NA	NA
Benzo(k)fluoranthene	0.5	0.3	NA	NA	NA	NA	NA	NA	NA	NA	NA	NA	NA	NA	NA	NA
Chrysene	*4.8*	*0.54*	NA	NA	NA	NA	NA	NA	NA	NA	NA	NA	NA	NA	NA	NA
Dibenzo(a,h)anthracene	*0.1*	*0.3*	NA	NA	NA	NA	NA	NA	NA	NA	NA	NA	NA	NA	NA	NA
Fluoranthene	280	3700	NA	NA	NA	NA	NA	NA	NA	NA	NA	NA	NA	NA	NA	NA
Fluorene	280	140000	NA	NA	NA	NA	NA	NA	NA	NA	NA	NA	NA	NA	NA	NA
Indeno(1,2,3-cd)pyrene	*0.1*	*0.54*	NA	NA	NA	NA	NA	NA	NA	NA	NA	NA	NA	NA	NA	NA
Naphthalene	280	*210*	NA	NA	NA	NA	NA	NA	NA	NA	NA	NA	NA	NA	NA	NA
Phenanthrene	200	**0.077**	NA	NA	NA	NA	NA	NA	NA	NA	NA	NA	NA	NA	NA	NA
Pyrene	200	110000	NA	NA	NA	NA	NA	NA	NA	NA	NA	NA	NA	NA	NA	NA
Total Metals (mg/l)																
Antimony	**0.006**	86	NA	NA	NA	NA	NA	NA	NA	NA	NA	NA	NA	NA	NA	NA
Arsenic	**0.05**	**0.004**	NA	NA	NA	NA	NA	NA	NA	NA	NA	NA	NA	NA	NA	NA
Barium	**1**	**2.2**	NA	NA	NA	NA	NA	NA	NA	NA	NA	NA	NA	NA	NA	NA
Beryllium	**0.004**	**0.004**	NA	NA	NA	NA	NA	NA	NA	NA	NA	NA	NA	NA	NA	NA
Cadmium	0.005	0.006	NA	NA	NA	NA	NA	NA	NA	NA	NA	NA	NA	NA	NA	NA
Calcium	NE	NE	NA	NA	NA	NA	NA	NA	NA	NA	NA	NA	NA	NA	NA	NA
Chromium	**0.05**	NE	NA	NA	NA	NA	NA	NA	NA	NA	NA	NA	NA	NA	NA	NA
Cobalt	NE	NE	NA	NA	NA	NA	NA	NA	NA	NA	NA	NA	NA	NA	NA	NA
Copper	1.3	**0.048**	NA	NA	NA	NA	NA	NA	NA	NA	NA	NA	NA	NA	NA	NA
Iron	NE	*10*	NA	NA	NA	NA	NA	NA	NA	NA	NA	NA	NA	NA	NA	NA
Lead	**0.015**	**0.013**	NA	NA	NA	NA	NA	NA	NA	NA	NA	NA	NA	NA	NA	NA
Magnesium	NE	NE	NA	NA	NA	NA	NA	NA	NA	NA	NA	NA	NA	NA	NA	NA
Manganese	*0.5*	*0.93*	NA	NA	NA	NA	NA	NA	NA	NA	NA	NA	NA	NA	NA	NA
Mercury	0.002	0.0004	NA	NA	NA	NA	NA	NA	NA	NA	NA	NA	NA	NA	NA	NA
Nickel	**0.1**	**0.88**	NA	NA	NA	NA	NA	NA	NA	NA	NA	NA	NA	NA	NA	NA
Potassium	NE	NE	NA	NA	NA	NA	NA	NA	NA	NA	NA	NA	NA	NA	NA	NA
Selenium	0.05	0.05	NA	NA	NA	NA	NA	NA	NA	NA	NA	NA	NA	NA	NA	NA
Silver	0.036	0.012	NA	NA	NA	NA	NA	NA	NA	NA	NA	NA	NA	NA	NA	NA
Sodium	NE	NE	NA	NA	NA	NA	NA	NA	NA	NA	NA	NA	NA	NA	NA	NA
Thallium	**0.005**	0.063	NA	NA	NA	NA	NA	NA	NA	NA	NA	NA	NA	NA	NA	NA
Vanadium	**0.05**	*0.27*	NA	NA	NA	NA	NA	NA	NA	NA	NA	NA	NA	NA	NA	NA
Zinc	**5**	**0.123**	NA	NA	NA	NA	NA	NA	NA	NA	NA	NA	NA	NA	NA	NA

Table 3
Groundwater Analytical Data
February 2013 through November 2020

Location ID Sample ID Sample Date SDG	GWPC	SWPC	MW-AV17 MW-AV17-121814-1 12/18/2014 14120427	MW-AV17 MW-AV17-071515-1 7/15/2015 15070383	MW-AV17 MW-AV17-011216 1/12/2016 16010209	MW-AV17 MW-AV17-041516 4/15/2016 16040347	MW-AV17 MW-AV17-082516 8/25/2016 16080629	MW-AV17 MW-AV17-122216-1 12/22/2016 16L1122	MW-AV17 MW-AV17-20170411- 4/11/2017 17D0505	MW-AV17 MW-AV17-081817-1 8/18/2017 17H1062	MW-AV17 MW-AV17-111517-1 11/15/2017 17K0912	MW-AV17 MW-AV17-030918-1 3/9/2018 18C0412	MW-AV17 MW-AV17-062718-1 6/27/2018 18F1384	MW-AV17 MW-AV17-092718-1 9/27/2018 18I1258	MW-AV17 MW-AV17-121118-1 12/11/2018 18L0484	MW-AV17 MW-AV17-041819-1 4/18/2019 19D0971
PCBs (ug/l)																
Aroclor 1016	NE	NE	NA	NA	NA	NA	NA	NA	NA	NA	NA	NA	NA	NA	NA	NA
Aroclor 1221	NE	NE	NA	NA	NA	NA	NA	NA	NA	NA	NA	NA	NA	NA	NA	NA
Aroclor 1232	NE	NE	NA	NA	NA	NA	NA	NA	NA	NA	NA	NA	NA	NA	NA	NA
Aroclor 1242	NE	NE	NA	NA	NA	NA	NA	NA	NA	NA	NA	NA	NA	NA	NA	NA
Aroclor 1248	NE	NE	NA	NA	NA	NA	NA	NA	NA	NA	NA	NA	NA	NA	NA	NA
Aroclor 1254	NE	NE	NA	NA	NA	NA	NA	NA	NA	NA	NA	NA	NA	NA	NA	NA
Aroclor 1260	NE	NE	NA	NA	NA	NA	NA	NA	NA	NA	NA	NA	NA	NA	NA	NA
Aroclor 1262	NE	NE	NA	NA	NA	NA	NA	NA	NA	NA	NA	NA	NA	NA	NA	NA
Aroclor 1268	NE	NE	NA	NA	NA	NA	NA	NA	NA	NA	NA	NA	NA	NA	NA	NA
Total PCB Aroclors	0.5	0.5	NA	NA	NA	NA	NA	NA	NA	NA	NA	NA	NA	NA	NA	NA
Pesticides (ug/l)																
Total Pesticides	NE	NE	NA	NA	NA	NA	NA	NA	NA	NA	NA	NA	NA	< 0.047	< 0.040	< 0.039
Herbicides (ug/l)																
Total Herbicides	NE	NE	NA	NA	NA	NA	NA	NA	NA	NA	NA	NA	NA	NA	NA	NA
PCB Homologs (ug/l)																
Decachlorobiphenyl (PCB-209)	NE	NE	< 0.025	< 0.025	< 0.0255	< 0.0278	< 0.0253	< 0.0050	< 0.0050	< 0.0052 UJ	< 0.0050	< 0.0049	< 0.0050	< 0.0050	< 0.0050	< 0.0049
Dichlorobiphenyl	NE	NE	< 0.005	< 0.005	< 0.0051	< 0.00556	< 0.00505	< 0.0010	< 0.0010	< 0.0010 UJ	< 0.0010	< 0.00097	< 0.0010	< 0.0010	< 0.00099	< 0.00098
Heptachlorobiphenyl	NE	NE	< 0.015	< 0.015	< 0.0153	< 0.0167	< 0.0152	< 0.0030	< 0.0030	< 0.0031 UJ	< 0.0030	< 0.0029	< 0.0030	< 0.0030	< 0.0030	< 0.0029
Hexachlorobiphenyl	NE	NE	< 0.01	< 0.01	< 0.0102	< 0.0111	< 0.0101	< 0.0020	< 0.0020	< 0.0021 UJ	< 0.0020	< 0.0019	< 0.0020	< 0.0020	< 0.0020	< 0.0020
Monochlorobiphenyl	NE	NE	< 0.005	< 0.005	< 0.0051	< 0.00556	< 0.00505	< 0.0010	< 0.0010	< 0.0010 UJ	< 0.0010	< 0.00097	< 0.0010	< 0.0010	< 0.00099	< 0.00098
Nonachlorobiphenyl	NE	NE	< 0.025	< 0.025	< 0.0255	< 0.0278	< 0.0253	< 0.0050	< 0.0050	< 0.0052 UJ	< 0.0050	< 0.0049	< 0.0050	< 0.0050	< 0.0050	< 0.0049
Octachlorobiphenyl	NE	NE	< 0.015	< 0.015	< 0.0153	< 0.0167	< 0.0152	< 0.0030	< 0.0030	< 0.0031 UJ	< 0.0030	< 0.0029	< 0.0030	< 0.0030	< 0.0030	< 0.0029
Pentachlorobiphenyl	NE	NE	< 0.01	< 0.01	< 0.0102	< 0.0111	< 0.0101	< 0.0020	< 0.0020	< 0.0021 UJ	< 0.0020	< 0.0019	< 0.0020	< 0.0020	< 0.0020	< 0.0020
Tetrachlorobiphenyl	NE	NE	< 0.01	< 0.01	< 0.0102	< 0.0111	< 0.0101	< 0.0020	< 0.0020	< 0.0021 UJ	< 0.0020	< 0.0019	< 0.0020	**0.0063**	< 0.0020	< 0.0020
Trichlorobiphenyl	NE	NE	< 0.005	< 0.005	< 0.0051	< 0.00556	< 0.00505	< 0.0010	< 0.0010	< 0.0010 UJ	< 0.0010	< 0.00097	< 0.0010	< 0.0010	< 0.00099	< 0.00098
Total PCB Homologues	**0.5**	**0.5**	< 0.025	< 0.025	< 0.0255	< 0.0278	< 0.0253	< 0.0050	< 0.0050	< 0.0052 UJ	< 0.0050	< 0.0049	< 0.0050	**0.0063**	ND	ND

Notes:
This is a summary table. Only detected compounds are presented.
Bold = Detected above reporting limit
GWPC = Ground water protection criteria
SWPC = Surface water protection criteria
Orange highlighted cells exceed GWPC
Yellow highlighted cells exceed SWPC
Italicized criteria indicate that criteria value is from CTDEEP Recommended Criteria Values for Common Additional Polluting Substances and Alternative Criteria Requests (September 2018)
<0.01 = Not detected above the specified laboratory reporting limit
NE = Criteriion has not been established
NA = Not analyzed for specific constituent
ug/L = microgram per liter
mg/L = milligram per Liter
(1) 0.1 mg/l is the current recommended screening criteria and requires CTDEEP approval to implement. 0.25 mg/l is the proposed GWPC.
(2) 100 ug/l is the promulgated GWPC. 70 ug/l is the Drinking Water Action Level set by the Connecticut Department of Public Health.

Table 3
Groundwater Analytical Data
February 2013 through November 2020

Location ID Sample ID Sample Date SDG	GWPC	SWPC	MW-AV17 MW-AV17-071819-1 7/18/2019 19G0975	MW-AV17 MW-AV17-102419-1 10/24/2019 19J1561	MW-AV17 MW-AV17-011720-1 1/17/2020 20A0803	MW-AV17 MW-AV17-040620-1 4/6/2020 20D0235	MW-AV17 MW-AV17-070920-1 7/9/2020 20G0415	MW-AV17 MW-AV17-110520-1 11/5/2020 20K0256	MW-AY20 MW-AY20-011720-1 1/17/2020 20A0803	MW-AY20 MW-AY20-040620-1 4/6/2020 20D0235	MW-AY20 MW-AY20-110420-1 11/4/2020 20K0178	MW-BB34 MW-BB34-021213-1 2/12/2013 SB64419	MW-BB34 MW-BB34-051413-1 5/14/2013 13050361	MW-BB34 MWBB34-051413-1 5/14/2013 SB69668	MW-BB34 MW-BB34-08212013-1 8/21/2013 SB75423	MW-BB34 MW-BB34-11122013-1 11/12/2013 SB80164
CT ETPH (mg/l)																
Aliphatic Hydrocarbons (ETPH) C9-C36	**0.25**	*0.25*	NA	NA	NA	NA	NA	NA	NA	NA	NA	< 0.2	NA	< 0.2	< 0.2	< 0.2
Total Petroleum Hydrocarbons	**0.25**	*0.25*	NA	NA	NA	NA	NA	NA	NA	NA	NA	< 0.2	NA	< 0.2	< 0.2	< 0.2
Unidentified	NE	NE	NA	NA	NA	NA	NA	NA	NA	NA	NA	< 0.2	NA	< 0.2	< 0.2	< 0.2
VOCs (ug/l)																
1,2,4-Trimethylbenzene	*5*	*49*	NA	NA	NA	NA	NA	NA	NA	NA	NA	< 1.00	NA	< 1.00	< 1.00	< 1.00
Acetone	700	*10000*	NA	NA	NA	NA	NA	NA	NA	NA	NA	< 10.0	NA	< 10.0	< 10.0	< 10.0
Chloroform	**6**	14100	NA	NA	NA	NA	NA	NA	NA	NA	NA	< 1.00	NA	< 1.00	< 1.00	< 1.00
Chloromethane	*18*	*10000*	NA	NA	NA	NA	NA	NA	NA	NA	NA	< 2.00	NA	< 2.00	< 2.00	< 2.00
Methyl Tert Butyl Ether (MTBE)	70	*10000*	NA	NA	NA	NA	NA	NA	NA	NA	NA	**2.45**	NA	**1.59**	**1.66**	**5.12**
Naphthalene	280	*210*	NA	NA	NA	NA	NA	NA	NA	NA	NA	< 1.00	NA	< 1.00	< 1.00	< 1.00
p-Isopropyltoluene	*25*	*200*	NA	NA	NA	NA	NA	NA	NA	NA	NA	< 1.00	NA	< 1.00	< 1.00	< 1.00
Tetrachloroethylene	5	88	NA	NA	NA	NA	NA	NA	NA	NA	NA	< 1.00	NA	< 1.00	< 1.00	< 1.00
Tetrahydrofuran	*4*	*9600*	NA	NA	NA	NA	NA	NA	NA	NA	NA	**2.68**	NA	< 2.00	< 2.00	< 2.00
Toluene	1000	4000000	NA	NA	NA	NA	NA	NA	NA	NA	NA	< 1.00	NA	< 1.00	< 1.00	< 1.00
Trichloroethene	5	2340	NA	NA	NA	NA	NA	NA	NA	NA	NA	< 1.00	NA	< 1.00	< 1.00	< 1.00
SVOCs (ug/l)																
2-Methylnaphthalene	*28*	*62*	NA	NA	NA	NA	NA	NA	NA	NA	NA	NA	NA	NA	NA	NA
Acenaphthene	*420*	*150*	NA	NA	NA	NA	NA	NA	NA	NA	NA	NA	NA	NA	NA	NA
Acenaphthylene	420	**0.3**	NA	NA	NA	NA	NA	NA	NA	NA	NA	NA	NA	NA	NA	NA
Anthracene	2000	1100000	NA	NA	NA	NA	NA	NA	NA	NA	NA	NA	NA	NA	NA	NA
Benzo(a)anthracene	**0.06**	**0.3**	NA	NA	NA	NA	NA	NA	NA	NA	NA	NA	NA	NA	NA	NA
Benzo(a)pyrene	**0.2**	**0.3**	NA	NA	NA	NA	NA	NA	NA	NA	NA	NA	NA	NA	NA	NA
Benzo(b)fluoranthene	**0.08**	**0.3**	NA	NA	NA	NA	NA	NA	NA	NA	NA	NA	NA	NA	NA	NA
Benzo(g,h,i)perylene	*0.48*	*150*	NA	NA	NA	NA	NA	NA	NA	NA	NA	NA	NA	NA	NA	NA
Benzo(k)fluoranthene	**0.5**	**0.3**	NA	NA	NA	NA	NA	NA	NA	NA	NA	NA	NA	NA	NA	NA
Chrysene	*4.8*	*0.54*	NA	NA	NA	NA	NA	NA	NA	NA	NA	NA	NA	NA	NA	NA
Dibenzo(a,h)anthracene	*0.1*	*0.3*	NA	NA	NA	NA	NA	NA	NA	NA	NA	NA	NA	NA	NA	NA
Fluoranthene	280	3700	NA	NA	NA	NA	NA	NA	NA	NA	NA	NA	NA	NA	NA	NA
Fluorene	280	140000	NA	NA	NA	NA	NA	NA	NA	NA	NA	NA	NA	NA	NA	NA
Indeno(1,2,3-cd)pyrene	*0.1*	*0.54*	NA	NA	NA	NA	NA	NA	NA	NA	NA	NA	NA	NA	NA	NA
Naphthalene	280	*210*	NA	NA	NA	NA	NA	NA	NA	NA	NA	NA	NA	NA	NA	NA
Phenanthrene	200	**0.077**	NA	NA	NA	NA	NA	NA	NA	NA	NA	NA	NA	NA	NA	NA
Pyrene	200	110000	NA	NA	NA	NA	NA	NA	NA	NA	NA	NA	NA	NA	NA	NA
SVOC-SIMs (ug/l)																
1-Methylnaphthalene	*5*	*61*	NA	NA	NA	NA	NA	NA	NA	NA	NA	< 0.050	NA	< 0.050	< 0.050	< 0.050
2-Methylnaphthalene	*28*	*62*	NA	NA	NA	NA	NA	NA	NA	NA	NA	< 0.050	NA	< 0.050	< 0.050	< 0.050
Acenaphthene	*420*	*150*	NA	NA	NA	NA	NA	NA	NA	NA	NA	< 0.050	NA	< 0.050	< 0.050	< 0.050
Acenaphthylene	420	0.3	NA	NA	NA	NA	NA	NA	NA	NA	NA	< 0.050	NA	< 0.050	< 0.050	< 0.050
Anthracene	2000	1100000	NA	NA	NA	NA	NA	NA	NA	NA	NA	< 0.050	NA	< 0.050	< 0.050	< 0.050
Benzo(a)anthracene	**0.06**	0.3	NA	NA	NA	NA	NA	NA	NA	NA	NA	< 0.050	NA	< 0.050	< 0.050	< 0.050
Benzo(a)pyrene	0.2	0.3	NA	NA	NA	NA	NA	NA	NA	NA	NA	< 0.050	NA	< 0.050	< 0.050	< 0.050
Benzo(b)fluoranthene	**0.08**	0.3	NA	NA	NA	NA	NA	NA	NA	NA	NA	< 0.050	NA	< 0.050	< 0.050	< 0.050
Benzo(g,h,i)perylene	*0.48*	*150*	NA	NA	NA	NA	NA	NA	NA	NA	NA	< 0.050	NA	< 0.050	< 0.050	< 0.050
Benzo(k)fluoranthene	0.5	0.3	NA	NA	NA	NA	NA	NA	NA	NA	NA	< 0.050	NA	< 0.050	< 0.050	< 0.050
Chrysene	*4.8*	*0.54*	NA	NA	NA	NA	NA	NA	NA	NA	NA	< 0.050	NA	< 0.050	< 0.050	< 0.050
Dibenzo(a,h)anthracene	*0.1*	*0.3*	NA	NA	NA	NA	NA	NA	NA	NA	NA	< 0.050	NA	< 0.050	< 0.050	< 0.050
Fluoranthene	280	3700	NA	NA	NA	NA	NA	NA	NA	NA	NA	< 0.050	NA	< 0.050	< 0.050	< 0.050
Fluorene	280	140000	NA	NA	NA	NA	NA	NA	NA	NA	NA	< 0.050	NA	< 0.050	< 0.050	< 0.050
Indeno(1,2,3-cd)pyrene	*0.1*	*0.54*	NA	NA	NA	NA	NA	NA	NA	NA	NA	< 0.050	NA	< 0.050	< 0.050	< 0.050
Naphthalene	280	*210*	NA	NA	NA	NA	NA	NA	NA	NA	NA	< 0.050	NA	< 0.050	< 0.090	< 0.050
Phenanthrene	200	**0.077**	NA	NA	NA	NA	NA	NA	NA	NA	NA	< 0.050	NA	< 0.050	< 0.050	< 0.050
Pyrene	200	110000	NA	NA	NA	NA	NA	NA	NA	NA	NA	< 0.050	NA	< 0.050	< 0.050	< 0.050
Total Metals (mg/l)																
Antimony	**0.006**	86	NA	NA	< 0.0010	< 0.0010	< 0.0010	< 0.0010	< 0.0010	< 0.0010	< 0.0010	< 0.0060	NA	< 0.0060	< 0.0060	< 0.0060
Arsenic	**0.05**	**0.004**	NA	NA	< 0.00080	< 0.00080	< 0.00080	< 0.00080	**0.0032**	**0.0027**	< 0.00080	< 0.0040	NA	< 0.0040	< 0.0040	< 0.0040
Barium	**1**	**2.2**	NA	NA	**0.091**	**0.11**	**0.12**	**0.12**	**0.18**	**0.23**	**0.34**	**0.610**	NA	**0.476**	**0.561**	**0.628**
Beryllium	**0.004**	**0.004**	NA	NA	< 0.00040	< 0.00040	< 0.00040	< 0.00040	< 0.00040	< 0.00040	< 0.00040	< 0.0020	NA	< 0.0020	< 0.0020	< 0.0020
Cadmium	0.005	0.006	NA	NA	< 0.00020	< 0.00020	< 0.00020	< 0.00020	< 0.00020	< 0.00020	< 0.00020	< 0.0025	NA	< 0.0025	< 0.0025	**0.0034**
Calcium	NE	NE	NA	NA	NA	NA	NA	NA	NA	NA	NA	**249**	NA	**234**	**221**	**303**
Chromium	**0.05**	NE	NA	NA	< 0.0010	< 0.0010	**0.0013**	**0.0018**	< 0.0010	**0.0011**	**0.0011**	< 0.0050	NA	< 0.0050	< 0.0050	< 0.0050
Cobalt	NE	NE	NA	NA	NA	NA	NA	NA	NA	NA	NA	NA	NA	NA	NA	NA
Copper	1.3	**0.048**	NA	NA	**0.011**	**0.011**	**0.012**	**0.018**	< 0.0010	**0.0014**	**0.0016**	< 0.0050	NA	< 0.0050	< 0.0050	< 0.0050
Iron	NE	*10*	NA	NA	NA	NA	NA	NA	NA	NA	NA	**0.448**	NA	**0.0856**	**0.0938**	< 0.0150
Lead	**0.015**	**0.013**	NA	NA	< 0.00050	< 0.00050	< 0.00050	< 0.00050	**0.00082**	**0.0024**	< 0.00050	< 0.0075	NA	< 0.0075	< 0.0075	< 0.0075
Magnesium	NE	NE	NA	NA	NA	NA	NA	NA	NA	NA	NA	**107**	NA	**107**	**106**	**128**
Manganese	*0.5*	*0.93*	NA	NA	NA	NA	NA	NA	NA	NA	NA	**1.80**	NA	**3.34**	**3.98**	**6.06**
Mercury	0.002	0.0004	NA	NA	< 0.00010	< 0.00010	< 0.00010	< 0.00010	< 0.00010	< 0.00010	< 0.00010	< 0.00020	NA	< 0.00020	< 0.00020	< 0.00020
Nickel	**0.1**	**0.88**	NA	NA	< 0.0050	< 0.0050	< 0.0050	**0.0058**	< 0.0050	< 0.0050	< 0.0050	**0.0122**	NA	**0.0127**	**0.0130**	**0.0224**
Potassium	NE	NE	NA	NA	NA	NA	NA	NA	NA	NA	NA	**12.9**	NA	**11.8**	**14.5**	**15.2**
Selenium	0.05	0.05	NA	NA	< 0.0050	< 0.0050	< 0.0050	< 0.0050	< 0.0050	< 0.0050	< 0.0050	< 0.0150	NA	< 0.0150	< 0.0150	< 0.0150
Silver	0.036	0.012	NA	NA	< 0.00020	< 0.00020	< 0.00020	< 0.00020	< 0.00020	< 0.00020	< 0.00020	< 0.0050	NA	< 0.0050	< 0.0050	< 0.0050
Sodium	NE	NE	NA	NA	NA	NA	NA	NA	NA	NA	NA	**224**	NA	**146**	**205**	**204**
Thallium	**0.005**	0.063	NA	NA	< 0.00020	< 0.00020	< 0.00020	< 0.00020	< 0.00020	< 0.00020	< 0.00020	< 0.0050	NA	< 0.0050	< 0.0050	< 0.0050
Vanadium	**0.05**	*0.27*	NA	NA	< 0.0050	< 0.0050	< 0.0050	< 0.0050	< 0.0050	< 0.0050	< 0.0050	< 0.0050	NA	< 0.0050	< 0.0050	< 0.0050
Zinc	**5**	**0.123**	NA	NA	< 0.01	**0.019**	**0.021**	**0.011**	< 0.01	**0.019**	< 0.01	**0.0100**	NA	**0.0084**	**0.0078**	**0.0098**

Table 3
Groundwater Analytical Data
February 2013 through November 2020

Location ID Sample ID Sample Date SDG	GWPC	SWPC	MW-AV17 MW-AV17-071819-1 7/18/2019 19G0975	MW-AV17 MW-AV17-102419-1 10/24/2019 19J1561	MW-AV17 MW-AV17-011720-1 1/17/2020 20A0803	MW-AV17 MW-AV17-040620-1 4/6/2020 20D0235	MW-AV17 MW-AV17-070920-1 7/9/2020 20G0415	MW-AV17 MW-AV17-110520-1 11/5/2020 20K0256	MW-AY20 MW-AY20-011720-1 1/17/2020 20A0803	MW-AY20 MW-AY20-040620-1 4/6/2020 20D0235	MW-AY20 MW-AY20-110420-1 11/4/2020 20K0178	MW-BB34 MW-BB34-021213-1 2/12/2013 SB64419	MW-BB34 MW-BB34-051413-1 5/14/2013 13050361	MW-BB34 MWBB34-051413-1 5/14/2013 SB69668	MW-BB34 IW-BB34-08212013- 8/21/2013 SB75423	MW-BB34 IW-BB34-11122013- 11/12/2013 SB80164
PCBs (ug/l)																
Aroclor 1016	NE	NE	NA	NA	NA	NA	NA	NA	NA	NA	NA	NA	NA	NA	NA	NA
Aroclor 1221	NE	NE	NA	NA	NA	NA	NA	NA	NA	NA	NA	NA	NA	NA	NA	NA
Aroclor 1232	NE	NE	NA	NA	NA	NA	NA	NA	NA	NA	NA	NA	NA	NA	NA	NA
Aroclor 1242	NE	NE	NA	NA	NA	NA	NA	NA	NA	NA	NA	NA	NA	NA	NA	NA
Aroclor 1248	NE	NE	NA	NA	NA	NA	NA	NA	NA	NA	NA	NA	NA	NA	NA	NA
Aroclor 1254	NE	NE	NA	NA	NA	NA	NA	NA	NA	NA	NA	NA	NA	NA	NA	NA
Aroclor 1260	NE	NE	NA	NA	NA	NA	NA	NA	NA	NA	NA	NA	NA	NA	NA	NA
Aroclor 1262	NE	NE	NA	NA	NA	NA	NA	NA	NA	NA	NA	NA	NA	NA	NA	NA
Aroclor 1268	NE	NE	NA	NA	NA	NA	NA	NA	NA	NA	NA	NA	NA	NA	NA	NA
Total PCB Aroclors	0.5	0.5	NA	NA	NA	NA	NA	NA	NA	NA	NA	NA	NA	NA	NA	NA
Pesticides (ug/l)																
Total Pesticides	NE	NE	< 0.040	NA	NA	NA	NA	NA	NA	NA	NA	NA	NA	NA	NA	NA
Herbicides (ug/l)																
Total Herbicides	NE	NE	NA	NA	NA	NA	NA	NA	NA	NA	NA	NA	NA	NA	NA	NA
PCB Homologs (ug/l)																
Decachlorobiphenyl (PCB-209)	NE	NE	< 0.0051	< 0.0048	< 0.0049	< 0.0050	< 0.0049	< 0.0052	< 0.0049	< 0.0050	< 0.0052	< 0.025	< 0.025	NA	< 0.025	< 0.025
Dichlorobiphenyl	NE	NE	< 0.0010	< 0.00095	< 0.00097	< 0.0010	< 0.00097	< 0.0010	**0.0011**	**0.0015**	**0.45**	< 0.005	< 0.005	NA	< 0.005	< 0.005
Heptachlorobiphenyl	NE	NE	< 0.0030	< 0.0029	< 0.0029	< 0.0030	< 0.0029	< 0.0031	< 0.0029	< 0.0030	< 0.0031	< 0.015	< 0.015	NA	< 0.015	< 0.015
Hexachlorobiphenyl	NE	NE	< 0.0020	< 0.0019	< 0.0019	< 0.0020	< 0.0019	< 0.0021	< 0.0019	< 0.0020	< 0.0021	< 0.01	< 0.01	NA	< 0.01	< 0.01
Monochlorobiphenyl	NE	NE	< 0.0010	< 0.00095	< 0.00097	< 0.0010	< 0.00097	< 0.0010	< 0.00097	< 0.0010	**0.20**	< 0.005	< 0.005	NA	< 0.005	< 0.005
Nonachlorobiphenyl	NE	NE	< 0.0051	< 0.0048	< 0.0049	< 0.0050	< 0.0049	< 0.0052	< 0.0049	< 0.0050	< 0.0052	< 0.025	< 0.025	NA	< 0.025	< 0.025
Octachlorobiphenyl	NE	NE	< 0.0030	< 0.0029	< 0.0029	< 0.0030	< 0.0029	< 0.0031	< 0.0029	< 0.0030	< 0.0031	< 0.015	< 0.015	NA	< 0.015	< 0.015
Pentachlorobiphenyl	NE	NE	< 0.0020	< 0.0019	< 0.0019	< 0.0020	< 0.0019	< 0.0021	< 0.0019	< 0.0020	< 0.0021	< 0.01	< 0.01	NA	< 0.01	< 0.01
Tetrachlorobiphenyl	NE	NE	< 0.0020	**0.0030**	< 0.0019	< 0.0020	< 0.0019	< 0.0021	< 0.0019	**0.0042**	**0.039**	< 0.01	< 0.01	NA	< 0.01	< 0.01
Trichlorobiphenyl	NE	NE	< 0.0010	< 0.00095	< 0.0019	< 0.0020	< 0.0019	< 0.0021	< 0.0019	< 0.0020	**0.15**	< 0.005	< 0.005	NA	< 0.005	< 0.005
Total PCB Homologues	**0.5**	**0.5**	ND	**0.0030**	< 0.0049	< 0.0050	< 0.0049	ND	**0.0011**	**0.0057**	**0.84**	< 0.025	< 0.025	NA	< 0.025	< 0.025

Notes:
This is a summary table. Only detected compounds are presented.
Bold = Detected above reporting limit
GWPC = Ground water protection criteria
SWPC = Surface water protection criteria
Orange highlighted cells exceed GWPC
Yellow highlighted cells exceed SWPC
Italicized criteria indicate that criteria value is from CTDEEP Recommended Criteria Values for Common Additional Polluting Substances and Alternative Criteria Requests (September 2018)
<0.01 = Not detected above the specified laboratory reporting limit
NE = Criteriion has not been established
NA = Not analyzed for specific constituent
ug/L = microgram per liter
mg/L = milligram per Liter
(1) 0.1 mg/l is the current recommended screening criteria and requires CTDEEP approval to implement. 0.25 mg/l is the proposed GWPC.
(2) 100 ug/l is the promulgated GWPC. 70 ug/l is the Drinking Water Action Level set by the Connecticut Department of Public Health.

Table 3
Groundwater Analytical Data
February 2013 through November 2020

Location ID Sample ID Sample Date SDG	GWPC	SWPC	MW-BB34 MW-BB34-04162014-1 4/16/2014 SB87783	MW-BB34 MW-BB34-092214-1 9/22/2014 14090840	MW-BB34 MW-BB34-121614-1 12/16/2014 14120375	MW-BB34 MW-BB34-011116 1/11/2016 16010209	MW-BB34 MW-BB34-041316 4/13/2016 16040311	MW-BB34 MW-BB34-082316 8/23/2016 16080598	MW-BB34 MW-BB34-122016-1 12/20/2016 16L0972	MW-BB34 MW-BB34-20170412-1 4/12/2017 17D0505	MW-BB34 MW-BB34-081717-1 8/17/2017 17H1062	MW-BB34 MW-BB34-111617-1 11/16/2017 17K1027	MW-BB34 MW-BB34-03052018-1 3/6/2018 18C0227	MW-D4 MW-D4-041519-1 4/15/2019 19D0788	MW-D4 MW-D4-071519-1 7/15/2019 19G0662	MW-D4 MW-D4-102219-1 10/22/2019 19J1349
CT ETPH (mg/l)																
Aliphatic Hydrocarbons (ETPH) C9-C36	**0.25**	*0.25*	< 0.2	NA	NA	NA	NA	NA	NA	NA	NA	NA	NA	< 0.15	< 0.15	**0.18**
Total Petroleum Hydrocarbons	**0.25**	*0.25*	< 0.2	NA	NA	NA	NA	NA	NA	NA	NA	NA	NA	NA	NA	NA
Unidentified	NE	NE	< 0.2	NA	NA	NA	NA	NA	NA	NA	NA	NA	NA	NA	NA	NA
VOCs (ug/l)																
1,2,4-Trimethylbenzene	*5*	*49*	< 1.00	NA	NA	NA	NA	NA	NA	NA	NA	NA	NA	< 0.50	NA	NA
Acetone	700	*10000*	< 10.0	NA	NA	NA	NA	NA	NA	NA	NA	NA	NA	< 10	NA	NA
Chloroform	**6**	14100	< 1.00	NA	NA	NA	NA	NA	NA	NA	NA	NA	NA	< 0.50	NA	NA
Chloromethane	*18*	*10000*	< 2.00	NA	NA	NA	NA	NA	NA	NA	NA	NA	NA	< 0.60	NA	NA
Methyl Tert Butyl Ether (MTBE)	70	*10000*	**1.39**	NA	NA	NA	NA	NA	NA	NA	NA	NA	NA	< 0.50	NA	NA
Naphthalene	280	*210*	< 1.00	NA	NA	NA	NA	NA	NA	NA	NA	NA	NA	< 2.0	NA	NA
p-Isopropyltoluene	*25*	*200*	< 1.00	NA	NA	NA	NA	NA	NA	NA	NA	NA	NA	< 0.50	NA	NA
Tetrachloroethylene	5	88	< 1.00	NA	NA	NA	NA	NA	NA	NA	NA	NA	NA	< 1.0	NA	NA
Tetrahydrofuran	*4*	*9600*	< 2.00	NA	NA	NA	NA	NA	NA	NA	NA	NA	NA	< 10	NA	NA
Toluene	1000	4000000	< 1.00	NA	NA	NA	NA	NA	NA	NA	NA	NA	NA	< 1.0	NA	NA
Trichloroethene	5	2340	< 1.00	NA	NA	NA	NA	NA	NA	NA	NA	NA	NA	< 1.0	NA	NA
SVOCs (ug/l)																
2-Methylnaphthalene	*28*	*62*	NA	NA	NA	NA	NA	NA	NA	NA	NA	NA	NA	< 1.0	< 1.0	< 1.1
Acenaphthene	*420*	*150*	NA	NA	NA	NA	NA	NA	NA	NA	NA	NA	NA	< 0.31	< 0.30	< 0.32
Acenaphthylene	420	**0.3**	NA	NA	NA	NA	NA	NA	NA	NA	NA	NA	NA	< 0.20	< 0.20	< 0.22
Anthracene	2000	1100000	NA	NA	NA	NA	NA	NA	NA	NA	NA	NA	NA	< 0.20	< 0.20	< 0.22
Benzo(a)anthracene	**0.06**	**0.3**	NA	NA	NA	NA	NA	NA	NA	NA	NA	NA	NA	< 0.051	< 0.050	< 0.054
Benzo(a)pyrene	**0.2**	**0.3**	NA	NA	NA	NA	NA	NA	NA	NA	NA	NA	NA	< 0.10	< 0.10	< 0.11
Benzo(b)fluoranthene	**0.08**	**0.3**	NA	NA	NA	NA	NA	NA	NA	NA	NA	NA	NA	< 0.051	< 0.050	< 0.054
Benzo(g,h,i)perylene	*0.48*	*150*	NA	NA	NA	NA	NA	NA	NA	NA	NA	NA	NA	< 0.51	< 0.50	< 0.54
Benzo(k)fluoranthene	**0.5**	**0.3**	NA	NA	NA	NA	NA	NA	NA	NA	NA	NA	NA	< 0.20	< 0.20	< 0.22
Chrysene	*4.8*	*0.54*	NA	NA	NA	NA	NA	NA	NA	NA	NA	NA	NA	< 0.20	< 0.20	< 0.22
Dibenzo(a,h)anthracene	*0.1*	*0.3*	NA	NA	NA	NA	NA	NA	NA	NA	NA	NA	NA	< 0.10	< 0.10	< 0.11
Fluoranthene	280	3700	NA	NA	NA	NA	NA	NA	NA	NA	NA	NA	NA	< 0.51	< 0.50	< 0.54
Fluorene	280	140000	NA	NA	NA	NA	NA	NA	NA	NA	NA	NA	NA	< 1.0	< 1.0	< 1.1
Indeno(1,2,3-cd)pyrene	*0.1*	*0.54*	NA	NA	NA	NA	NA	NA	NA	NA	NA	NA	NA	< 0.10	< 0.10	< 0.11
Naphthalene	280	*210*	NA	NA	NA	NA	NA	NA	NA	NA	NA	NA	NA	< 1.0	< 1.0	< 1.1
Phenanthrene	200	**0.077**	NA	NA	NA	NA	NA	NA	NA	NA	NA	NA	NA	< 0.051	< 0.050	< 0.054
Pyrene	200	110000	NA	NA	NA	NA	NA	NA	NA	NA	NA	NA	NA	< 1.0	< 1.0	< 1.1
SVOC-SIMs (ug/l)																
1-Methylnaphthalene	*5*	*61*	< 0.050	NA	NA	NA	NA	NA	NA	NA	NA	NA	NA	NA	NA	NA
2-Methylnaphthalene	*28*	*62*	< 0.050	NA	NA	NA	NA	NA	NA	NA	NA	NA	NA	NA	NA	NA
Acenaphthene	*420*	*150*	< 0.050	NA	NA	NA	NA	NA	NA	NA	NA	NA	NA	NA	NA	NA
Acenaphthylene	420	0.3	< 0.050	NA	NA	NA	NA	NA	NA	NA	NA	NA	NA	NA	NA	NA
Anthracene	2000	1100000	< 0.050	NA	NA	NA	NA	NA	NA	NA	NA	NA	NA	NA	NA	NA
Benzo(a)anthracene	**0.06**	0.3	< 0.050	NA	NA	NA	NA	NA	NA	NA	NA	NA	NA	NA	NA	NA
Benzo(a)pyrene	0.2	0.3	< 0.050	NA	NA	NA	NA	NA	NA	NA	NA	NA	NA	NA	NA	NA
Benzo(b)fluoranthene	**0.08**	0.3	< 0.050	NA	NA	NA	NA	NA	NA	NA	NA	NA	NA	NA	NA	NA
Benzo(g,h,i)perylene	*0.48*	*150*	< 0.050	NA	NA	NA	NA	NA	NA	NA	NA	NA	NA	NA	NA	NA
Benzo(k)fluoranthene	0.5	0.3	< 0.050	NA	NA	NA	NA	NA	NA	NA	NA	NA	NA	NA	NA	NA
Chrysene	*4.8*	*0.54*	< 0.050	NA	NA	NA	NA	NA	NA	NA	NA	NA	NA	NA	NA	NA
Dibenzo(a,h)anthracene	*0.1*	*0.3*	< 0.050	NA	NA	NA	NA	NA	NA	NA	NA	NA	NA	NA	NA	NA
Fluoranthene	280	3700	< 0.050	NA	NA	NA	NA	NA	NA	NA	NA	NA	NA	NA	NA	NA
Fluorene	280	140000	< 0.050	NA	NA	NA	NA	NA	NA	NA	NA	NA	NA	NA	NA	NA
Indeno(1,2,3-cd)pyrene	*0.1*	*0.54*	< 0.050	NA	NA	NA	NA	NA	NA	NA	NA	NA	NA	NA	NA	NA
Naphthalene	280	*210*	< 0.050	NA	NA	NA	NA	NA	NA	NA	NA	NA	NA	NA	NA	NA
Phenanthrene	200	**0.077**	< 0.050	NA	NA	NA	NA	NA	NA	NA	NA	NA	NA	NA	NA	NA
Pyrene	200	110000	< 0.050	NA	NA	NA	NA	NA	NA	NA	NA	NA	NA	NA	NA	NA
Total Metals (mg/l)																
Antimony	**0.006**	86	< 0.0060	NA	NA	NA	NA	NA	NA	NA	NA	NA	NA	< 0.0010	< 0.0010	< 0.0010
Arsenic	**0.05**	**0.004**	< 0.0040	NA	NA	NA	NA	NA	NA	NA	NA	NA	NA	**0.00058**	< 0.00080	< 0.00080
Barium	**1**	**2.2**	**1.11**	NA	NA	NA	NA	NA	NA	NA	NA	NA	NA	**0.21**	**0.33**	**0.23**
Beryllium	**0.004**	**0.004**	< 0.0020	NA	NA	NA	NA	NA	NA	NA	NA	NA	NA	< 0.00040	< 0.00040	< 0.00040
Cadmium	0.005	0.006	< 0.0025	NA	NA	NA	NA	NA	NA	NA	NA	NA	NA	< 0.00050	< 0.00020	< 0.00020
Calcium	NE	NE	NA	NA	NA	NA	NA	NA	NA	NA	NA	NA	NA	NA	NA	NA
Chromium	**0.05**	NE	< 0.0050	NA	NA	NA	NA	NA	NA	NA	NA	NA	NA	< 0.0010	< 0.0010	< 0.0010
Cobalt	NE	NE	NA	NA	NA	NA	NA	NA	NA	NA	NA	NA	NA	NA	NA	NA
Copper	1.3	**0.048**	**0.0198**	NA	NA	NA	NA	NA	NA	NA	NA	NA	NA	< 0.0050	**0.0022**	**0.0025**
Iron	NE	*10*	NA	NA	NA	NA	NA	NA	NA	NA	NA	NA	NA	NA	NA	NA
Lead	**0.015**	**0.013**	< 0.0075	NA	NA	NA	NA	NA	NA	NA	NA	NA	NA	< 0.0010	< 0.00050	< 0.00050
Magnesium	NE	NE	NA	NA	NA	NA	NA	NA	NA	NA	NA	NA	NA	NA	NA	NA
Manganese	*0.5*	*0.93*	NA	NA	NA	NA	NA	NA	NA	NA	NA	NA	NA	NA	NA	NA
Mercury	0.002	0.0004	< 0.00020	NA	NA	NA	NA	NA	NA	NA	NA	NA	NA	< 0.00010	< 0.00010	< 0.00010
Nickel	**0.1**	**0.88**	**0.0512**	NA	NA	NA	NA	NA	NA	NA	NA	NA	NA	< 0.0050	**0.0060**	**0.0061**
Potassium	NE	NE	NA	NA	NA	NA	NA	NA	NA	NA	NA	NA	NA	NA	NA	NA
Selenium	0.05	0.05	< 0.0150	NA	NA	NA	NA	NA	NA	NA	NA	NA	NA	< 0.0050	< 0.0050	< 0.0050
Silver	0.036	0.012	< 0.0050	NA	NA	NA	NA	NA	NA	NA	NA	NA	NA	< 0.00050	< 0.00020	< 0.00020
Sodium	NE	NE	NA	NA	NA	NA	NA	NA	NA	NA	NA	NA	NA	NA	NA	NA
Thallium	**0.005**	0.063	< 0.0050	NA	NA	NA	NA	NA	NA	NA	NA	NA	NA	< 0.00020	< 0.00020	< 0.00020
Vanadium	**0.05**	*0.27*	< 0.0050	NA	NA	NA	NA	NA	NA	NA	NA	NA	NA	< 0.0050	< 0.0050	< 0.0050
Zinc	**5**	**0.123**	< 0.0470	NA	NA	NA	NA	NA	NA	NA	NA	NA	NA	< 0.01	< 0.01	< 0.01

Table 3
Groundwater Analytical Data
February 2013 through November 2020

Location ID Sample ID Sample Date SDG	GWPC	SWPC	MW-BB34 MW-BB34-04162014-1 4/16/2014 SB87783	MW-BB34 MW-BB34-092214-1 9/22/2014 14090840	MW-BB34 MW-BB34-121614-1 12/16/2014 14120375	MW-BB34 MW-BB34-011116 1/11/2016 16010209	MW-BB34 MW-BB34-041316 4/13/2016 16040311	MW-BB34 MW-BB34-082316 8/23/2016 16080598	MW-BB34 MW-BB34-122016-1 12/20/2016 16L0972	MW-BB34 MW-BB34-20170412-1 4/12/2017 17D0505	MW-BB34 MW-BB34-081717-1 8/17/2017 17H1062	MW-BB34 MW-BB34-111617-1 11/16/2017 17K1027	MW-BB34 MW-BB34-03052018-1 3/6/2018 18C0227	MW-D4 MW-D4-041519-1 4/15/2019 19D0788	MW-D4 MW-D4-071519-1 7/15/2019 19G0662	MW-D4 MW-D4-102219-1 10/22/2019 19J1349
PCBs (ug/l)																
Aroclor 1016	NE	NE	NA	NA	NA	NA	NA	NA	NA	NA	NA	NA	NA	NA	NA	NA
Aroclor 1221	NE	NE	NA	NA	NA	NA	NA	NA	NA	NA	NA	NA	NA	NA	NA	NA
Aroclor 1232	NE	NE	NA	NA	NA	NA	NA	NA	NA	NA	NA	NA	NA	NA	NA	NA
Aroclor 1242	NE	NE	NA	NA	NA	NA	NA	NA	NA	NA	NA	NA	NA	NA	NA	NA
Aroclor 1248	NE	NE	NA	NA	NA	NA	NA	NA	NA	NA	NA	NA	NA	NA	NA	NA
Aroclor 1254	NE	NE	NA	NA	NA	NA	NA	NA	NA	NA	NA	NA	NA	NA	NA	NA
Aroclor 1260	NE	NE	NA	NA	NA	NA	NA	NA	NA	NA	NA	NA	NA	NA	NA	NA
Aroclor 1262	NE	NE	NA	NA	NA	NA	NA	NA	NA	NA	NA	NA	NA	NA	NA	NA
Aroclor 1268	NE	NE	NA	NA	NA	NA	NA	NA	NA	NA	NA	NA	NA	NA	NA	NA
Total PCB Aroclors	0.5	0.5	NA	NA	NA	NA	NA	NA	NA	NA	NA	NA	NA	NA	NA	NA
Pesticides (ug/l)																
Total Pesticides	NE	NE	NA	NA	NA	NA	NA	NA	NA	NA	NA	NA	NA	NA	NA	NA
Herbicides (ug/l)																
Total Herbicides	NE	NE	NA	NA	NA	NA	NA	NA	NA	NA	NA	NA	NA	NA	NA	NA
PCB Homologs (ug/l)																
Decachlorobiphenyl (PCB-209)	NE	NE	< 0.025	< 0.025	< 0.025	< 0.025	< 0.0275	< 0.025	< 0.0050	< 0.0050	< 0.0053 UJ	< 0.0048	< 0.0052	< 0.0048	< 0.0051	< 0.0052
Dichlorobiphenyl	NE	NE	< 0.005	< 0.005	< 0.005	< 0.005	< 0.0055	< 0.005	< 0.0010	< 0.0010	< 0.0011 UJ	< 0.00096	< 0.0010	< 0.00096	< 0.0010	< 0.0010
Heptachlorobiphenyl	NE	NE	< 0.015	< 0.015	< 0.015	< 0.015	< 0.0165	< 0.015	< 0.0030	< 0.0030	< 0.0032 UJ	< 0.0029	< 0.0031	< 0.0029	< 0.0031	< 0.0031
Hexachlorobiphenyl	NE	NE	< 0.01	< 0.01	< 0.01	< 0.01	< 0.011	< 0.01	< 0.0020	< 0.0020	< 0.0021 UJ	< 0.0019	< 0.0021	< 0.0019	< 0.0020	< 0.0021
Monochlorobiphenyl	NE	NE	< 0.005	< 0.005	< 0.005	< 0.005	< 0.0055	< 0.005	< 0.0010	< 0.0010	< 0.0011 UJ	< 0.00096	< 0.0010	< 0.00096	< 0.0010	< 0.0010
Nonachlorobiphenyl	NE	NE	< 0.025	< 0.025	< 0.025	< 0.025	< 0.0275	< 0.025	< 0.0050	< 0.0050	< 0.0053 UJ	< 0.0048	< 0.0052	< 0.0048	< 0.0051	< 0.0052
Octachlorobiphenyl	NE	NE	< 0.015	< 0.015	< 0.015	< 0.015	< 0.0165	< 0.015	< 0.0030	< 0.0030	< 0.0032 UJ	< 0.0029	< 0.0031	< 0.0029	< 0.0031	< 0.0031
Pentachlorobiphenyl	NE	NE	< 0.01	< 0.01	< 0.01	< 0.01	< 0.011	< 0.01	< 0.0020	< 0.0020	< 0.0021 UJ	< 0.0019	< 0.0021	< 0.0019	< 0.0020	< 0.0021
Tetrachlorobiphenyl	NE	NE	< 0.01	< 0.01	< 0.01	< 0.01	< 0.011	< 0.01	< 0.0020	< 0.0020	< 0.0021 UJ	< 0.0019	< 0.0021	< 0.0019	< 0.0020	< 0.0021
Trichlorobiphenyl	NE	NE	< 0.005	< 0.005	< 0.005	< 0.005	< 0.0055	< 0.005	< 0.0010	< 0.0010	< 0.0011 UJ	< 0.00096	**0.0012**	< 0.00096	< 0.0010	< 0.0010
Total PCB Homologues	**0.5**	**0.5**	< 0.025	< 0.025	< 0.025	< 0.025	< 0.0275	< 0.025	< 0.0050	< 0.0050	< 0.0053 UJ	< 0.0048	**0.0012**	ND	ND	ND

Notes:
This is a summary table. Only detected compounds are presented.
Bold = Detected above reporting limit
GWPC = Ground water protection criteria
SWPC = Surface water protection criteria
Orange highlighted cells exceed GWPC
Yellow highlighted cells exceed SWPC
Italicized criteria indicate that criteria value is from CTDEEP Recommended Criteria Values for Common Additional Polluting Substances and Alternative Criteria Requests (September 2018)
<0.01 = Not detected above the specified laboratory reporting limit
NE = Criteriion has not been established
NA = Not analyzed for specific constituent
ug/L = microgram per liter
mg/L = milligram per Liter
(1) 0.1 mg/l is the current recommended screening criteria and requires CTDEEP approval to implement. 0.25 mg/l is the proposed GWPC.
(2) 100 ug/l is the promulgated GWPC. 70 ug/l is the Drinking Water Action Level set by the Connecticut Department of Public Health.

Table 3
Groundwater Analytical Data
February 2013 through November 2020

Location ID Sample ID Sample Date SDG	GWPC	SWPC	MW-D4 MW-D4-012020-1 1/20/2020 20A0896	MW-D4 MW-D4-040720-1 4/7/2020 20D0295	MW-D4 MW-D4-070820-1 7/8/2020 20G0356	MW-D4 MW-D4-110920-1 11/9/2020 20K0376	MW-F35 MW-F35-021313-1 2/13/2013 SB64486	MW-F35 MW-F35-051413-1 5/14/2013 SB69540	MW-F35 MW-F35-08192013-1 8/19/2013 SB75322	MW-F35 MW-F35-11122013-1 11/12/2013 SB80164	MW-F35 MW-F35-04162014-1 4/16/2014 SB87783	MW-F35 MW-F35-092214-1 9/22/2014 14090840	MW-F35 MW-F35-121614-1 12/16/2014 14120375	MW-F35 MW-F35-071415-1 7/14/2015 15070370	MW-F35 MW-F35-102615 10/26/2015 15100668	MW-F35 MW-F35-011416 1/14/2016 16010233
CT ETPH (mg/l)																
Aliphatic Hydrocarbons (ETPH) C9-C36	**0.25**	*0.25*	< 0.15	< 0.14	< 0.14	< 0.15	< 0.2	< 0.2	< 0.2	< 0.2	< 0.2	NA	NA	NA	NA	NA
Total Petroleum Hydrocarbons	**0.25**	*0.25*	NA	NA	NA	NA	< 0.2	< 0.2	< 0.2	< 0.2	< 0.2	NA	NA	NA	NA	NA
Unidentified	NE	NE	NA	NA	NA	NA	< 0.2	< 0.2	< 0.2	< 0.2	< 0.2	NA	NA	NA	NA	NA
VOCs (ug/l)																
1,2,4-Trimethylbenzene	*5*	*49*	NA	NA	NA	NA	< 1.00	< 1.00	< 1.00	< 1.00	< 1.00	NA	NA	NA	NA	NA
Acetone	700	*10000*	NA	NA	NA	NA	< 10.0	< 10.0	< 10.0	< 10.0	< 10.0	NA	NA	NA	NA	NA
Chloroform	**6**	14100	NA	NA	NA	NA	< 1.00	< 1.00	< 1.00	< 1.00	< 1.00	NA	NA	NA	NA	NA
Chloromethane	*18*	*10000*	NA	NA	NA	NA	< 2.00	< 2.00	< 2.00	< 2.00	< 2.00	NA	NA	NA	NA	NA
Methyl Tert Butyl Ether (MTBE)	70	*10000*	NA	NA	NA	NA	< 1.00	< 1.00	< 1.00	< 1.00	< 1.00	NA	NA	NA	NA	NA
Naphthalene	280	*210*	NA	NA	NA	NA	< 1.00	< 1.00	< 1.00	< 1.00	< 1.00	NA	NA	NA	NA	NA
p-Isopropyltoluene	*25*	*200*	NA	NA	NA	NA	< 1.00	< 1.00	< 1.00	< 1.00	< 1.00	NA	NA	NA	NA	NA
Tetrachloroethylene	5	88	NA	NA	NA	NA	< 1.00	< 1.00	< 1.00	< 1.00	< 1.00	NA	NA	NA	NA	NA
Tetrahydrofuran	*4*	*9600*	NA	NA	NA	NA	< 2.00	< 2.00	< 2.00	< 2.00	< 2.00	NA	NA	NA	NA	NA
Toluene	1000	4000000	NA	NA	NA	NA	< 1.00	< 1.00	< 1.00	< 1.00	< 1.00	NA	NA	NA	NA	NA
Trichloroethene	5	2340	NA	NA	NA	NA	< 1.00	< 1.00	< 1.00	< 1.00	< 1.00	NA	NA	NA	NA	NA
SVOCs (ug/l)																
2-Methylnaphthalene	*28*	*62*	< 0.95	< 0.97	< 0.97	< 0.97	NA	NA	NA	NA	NA	NA	NA	NA	NA	NA
Acenaphthene	*420*	*150*	< 0.28	< 0.29	< 0.29	< 0.29	NA	NA	NA	NA	NA	NA	NA	NA	NA	NA
Acenaphthylene	420	**0.3**	< 0.19	< 0.19	< 0.19	< 0.19	NA	NA	NA	NA	NA	NA	NA	NA	NA	NA
Anthracene	2000	1100000	< 0.19	< 0.19	< 0.19	< 0.19	NA	NA	NA	NA	NA	NA	NA	NA	NA	NA
Benzo(a)anthracene	**0.06**	**0.3**	< 0.047	< 0.049	< 0.049	< 0.049	NA	NA	NA	NA	NA	NA	NA	NA	NA	NA
Benzo(a)pyrene	**0.2**	**0.3**	< 0.095	< 0.097	< 0.097	< 0.097	NA	NA	NA	NA	NA	NA	NA	NA	NA	NA
Benzo(b)fluoranthene	**0.08**	**0.3**	< 0.047	< 0.049	< 0.049	< 0.049	NA	NA	NA	NA	NA	NA	NA	NA	NA	NA
Benzo(g,h,i)perylene	*0.48*	*150*	< 0.47	< 0.49	< 0.49	< 0.49	NA	NA	NA	NA	NA	NA	NA	NA	NA	NA
Benzo(k)fluoranthene	**0.5**	**0.3**	< 0.19	< 0.19	< 0.19	< 0.19	NA	NA	NA	NA	NA	NA	NA	NA	NA	NA
Chrysene	*4.8*	*0.54*	< 0.19	< 0.19	< 0.19	< 0.19	NA	NA	NA	NA	NA	NA	NA	NA	NA	NA
Dibenzo(a,h)anthracene	*0.1*	*0.3*	< 0.095	< 0.097	< 0.097	< 0.097	NA	NA	NA	NA	NA	NA	NA	NA	NA	NA
Fluoranthene	280	3700	< 0.47	< 0.49	< 0.49	< 0.49	NA	NA	NA	NA	NA	NA	NA	NA	NA	NA
Fluorene	280	140000	< 0.95	< 0.97	< 0.97	< 0.97	NA	NA	NA	NA	NA	NA	NA	NA	NA	NA
Indeno(1,2,3-cd)pyrene	*0.1*	*0.54*	< 0.095	< 0.097	< 0.097	< 0.097	NA	NA	NA	NA	NA	NA	NA	NA	NA	NA
Naphthalene	280	*210*	< 0.95	< 0.97	< 0.97	< 0.97	NA	NA	NA	NA	NA	NA	NA	NA	NA	NA
Phenanthrene	200	**0.077**	< 0.047	< 0.049	< 0.049	< 0.049	NA	NA	NA	NA	NA	NA	NA	NA	NA	NA
Pyrene	200	110000	< 0.95	< 0.97	< 0.97	< 0.97	NA	NA	NA	NA	NA	NA	NA	NA	NA	NA
SVOC-SIMs (ug/l)																
1-Methylnaphthalene	*5*	*61*	NA	NA	NA	NA	< 0.050	< 0.050	< 0.050	< 0.050	< 0.050	NA	NA	NA	NA	NA
2-Methylnaphthalene	*28*	*62*	NA	NA	NA	NA	< 0.050	< 0.050	< 0.050	< 0.050	< 0.050	NA	NA	NA	NA	NA
Acenaphthene	*420*	*150*	NA	NA	NA	NA	< 0.050	< 0.050	< 0.050	< 0.050	< 0.050	NA	NA	NA	NA	NA
Acenaphthylene	420	0.3	NA	NA	NA	NA	< 0.050	< 0.050	< 0.050	< 0.050	< 0.050	NA	NA	NA	NA	NA
Anthracene	2000	1100000	NA	NA	NA	NA	< 0.050	< 0.050	< 0.050	< 0.050	< 0.050	NA	NA	NA	NA	NA
Benzo(a)anthracene	**0.06**	0.3	NA	NA	NA	NA	< 0.050	< 0.050	< 0.050	< 0.050	< 0.050	NA	NA	NA	NA	NA
Benzo(a)pyrene	0.2	0.3	NA	NA	NA	NA	< 0.050	< 0.050	< 0.050	< 0.050	< 0.050	NA	NA	NA	NA	NA
Benzo(b)fluoranthene	**0.08**	0.3	NA	NA	NA	NA	< 0.050	< 0.050	< 0.050	< 0.050	< 0.050	NA	NA	NA	NA	NA
Benzo(g,h,i)perylene	*0.48*	*150*	NA	NA	NA	NA	< 0.050	< 0.050	< 0.050	< 0.050	< 0.050	NA	NA	NA	NA	NA
Benzo(k)fluoranthene	0.5	0.3	NA	NA	NA	NA	< 0.050	< 0.050	< 0.050	< 0.050	< 0.050	NA	NA	NA	NA	NA
Chrysene	*4.8*	*0.54*	NA	NA	NA	NA	< 0.050	< 0.050	< 0.050	< 0.050	< 0.050	NA	NA	NA	NA	NA
Dibenzo(a,h)anthracene	*0.1*	*0.3*	NA	NA	NA	NA	< 0.050	< 0.050	< 0.050	< 0.050	< 0.050	NA	NA	NA	NA	NA
Fluoranthene	280	3700	NA	NA	NA	NA	< 0.050	< 0.050	< 0.050	< 0.050	< 0.050	NA	NA	NA	NA	NA
Fluorene	280	140000	NA	NA	NA	NA	< 0.050	< 0.050	< 0.050	< 0.050	< 0.050	NA	NA	NA	NA	NA
Indeno(1,2,3-cd)pyrene	*0.1*	*0.54*	NA	NA	NA	NA	< 0.050	< 0.050	< 0.050	< 0.050	< 0.050	NA	NA	NA	NA	NA
Naphthalene	280	*210*	NA	NA	NA	NA	< 0.050	< 0.050	< 0.050	< 0.050	< 0.050	NA	NA	NA	NA	NA
Phenanthrene	200	**0.077**	NA	NA	NA	NA	< 0.050	< 0.050	< 0.050	< 0.050	< 0.050	NA	NA	NA	NA	NA
Pyrene	200	110000	NA	NA	NA	NA	< 0.050	< 0.050	< 0.050	< 0.050	< 0.050	NA	NA	NA	NA	NA
Total Metals (mg/l)																
Antimony	**0.006**	86	< 0.0010	< 0.0010	< 0.0010	< 0.0010	< 0.0060	< 0.0060	< 0.0060	< 0.0060	< 0.0060	NA	NA	NA	NA	NA
Arsenic	**0.05**	**0.004**	< 0.00080	< 0.00080	< 0.00080	< 0.00080	< 0.0040	< 0.0040	< 0.0040	< 0.0040	< 0.0040	NA	NA	NA	NA	NA
Barium	**1**	**2.2**	**0.26**	**0.28**	**0.22**	**0.13**	**0.453**	**0.201**	**0.162**	**0.158**	**0.327**	NA	NA	NA	NA	NA
Beryllium	**0.004**	**0.004**	< 0.00040	< 0.00040	< 0.00040	< 0.00040	< 0.0020	< 0.0020	< 0.0020	< 0.0020	< 0.0020	NA	NA	NA	NA	NA
Cadmium	0.005	0.006	< 0.00020	< 0.00020	< 0.00020	< 0.00020	< 0.0025	< 0.0025	< 0.0025	< 0.0025	< 0.0025	NA	NA	NA	NA	NA
Calcium	NE	NE	NA	NA	NA	NA	**115**	**66.6**	**52.4**	**52.2**	NA	NA	NA	NA	NA	NA
Chromium	**0.05**	NE	< 0.0010	< 0.0010	**0.0017**	**0.0015**	< 0.0050	< 0.0050	< 0.0050	< 0.0050	< 0.0050	NA	NA	NA	NA	NA
Cobalt	NE	NE	NA	NA	NA	NA	NA	NA	NA	NA	NA	NA	NA	NA	NA	NA
Copper	1.3	**0.048**	**0.0019**	**0.0027**	**0.0029**	**0.0023**	< 0.0050	< 0.0050	< 0.0050	< 0.0050	< 0.0050	NA	NA	NA	NA	NA
Iron	NE	*10*	NA	NA	NA	NA	**0.0798**	**0.0358**	**0.403**	**0.125**	NA	NA	NA	NA	NA	NA
Lead	**0.015**	**0.013**	< 0.00050	< 0.00050	< 0.00050	< 0.00050	< 0.0075	< 0.0075	< 0.0075	< 0.0075	< 0.0075	NA	NA	NA	NA	NA
Magnesium	NE	NE	NA	NA	NA	NA	**27.8**	**18.6**	**13.6**	**14.4**	NA	NA	NA	NA	NA	NA
Manganese	*0.5*	*0.93*	NA	NA	NA	NA	**2.22**	**2.64**	**2.37**	**3.32**	NA	NA	NA	NA	NA	NA
Mercury	0.002	0.0004	< 0.00010	< 0.00010	< 0.00010	< 0.00010	< 0.00020	< 0.00020	< 0.00020	< 0.00020	< 0.00020	NA	NA	NA	NA	NA
Nickel	**0.1**	**0.88**	**0.0057**	**0.0072**	< 0.0050	< 0.0050	**0.0071**	< 0.0050	< 0.0050	< 0.0050	< 0.0050	NA	NA	NA	NA	NA
Potassium	NE	NE	NA	NA	NA	NA	**12.3**	**7.80**	**7.84**	**6.40**	NA	NA	NA	NA	NA	NA
Selenium	0.05	0.05	< 0.0050	< 0.0050	< 0.0050	< 0.0050	< 0.0150	< 0.0150	< 0.0150	< 0.0150	< 0.0150	NA	NA	NA	NA	NA
Silver	0.036	0.012	< 0.00020	< 0.00020	< 0.00020	< 0.00020	< 0.0050	< 0.0050	< 0.0050	< 0.0050	< 0.0050	NA	NA	NA	NA	NA
Sodium	NE	NE	NA	NA	NA	NA	**414**	**122**	**108**	**87.4**	NA	NA	NA	NA	NA	NA
Thallium	**0.005**	0.063	< 0.00020	< 0.00020	< 0.00020	< 0.00020	< 0.0050	< 0.0050	< 0.0050	< 0.0050	< 0.0050	NA	NA	NA	NA	NA
Vanadium	**0.05**	*0.27*	< 0.0050	< 0.0050	< 0.0050	< 0.0050	< 0.0050	< 0.0050	< 0.0050	< 0.0050	< 0.0050	NA	NA	NA	NA	NA
Zinc	**5**	**0.123**	< 0.01	< 0.01	< 0.01	< 0.01	**0.0100**	< 0.0050	< 0.0050	**0.0117**	< 0.0470	NA	NA	NA	NA	NA

Table 3
Groundwater Analytical Data
February 2013 through November 2020

Location ID Sample ID Sample Date SDG	GWPC	SWPC	MW-D4 MW-D4-012020-1 1/20/2020 20A0896	MW-D4 MW-D4-040720-1 4/7/2020 20D0295	MW-D4 MW-D4-070820-1 7/8/2020 20G0356	MW-D4 MW-D4-110920-1 11/9/2020 20K0376	MW-F35 MW-F35-021313-1 2/13/2013 SB64486	MW-F35 MW-F35-051413-1 5/14/2013 SB69540	MW-F35 MW-F35-08192013-1 8/19/2013 SB75322	MW-F35 MW-F35-11122013-1 11/12/2013 SB80164	MW-F35 MW-F35-04162014-1 4/16/2014 SB87783	MW-F35 MW-F35-092214-1 9/22/2014 14090840	MW-F35 MW-F35-121614-1 12/16/2014 14120375	MW-F35 MW-F35-071415-1 7/14/2015 15070370	MW-F35 MW-F35-102615 10/26/2015 15100668	MW-F35 MW-F35-011416 1/14/2016 16010233
PCBs (ug/l)																
Aroclor 1016	NE	NE	NA	NA	NA	NA	NA	NA	NA	NA	NA	NA	NA	NA	NA	NA
Aroclor 1221	NE	NE	NA	NA	NA	NA	NA	NA	NA	NA	NA	NA	NA	NA	NA	NA
Aroclor 1232	NE	NE	NA	NA	NA	NA	NA	NA	NA	NA	NA	NA	NA	NA	NA	NA
Aroclor 1242	NE	NE	NA	NA	NA	NA	NA	NA	NA	NA	NA	NA	NA	NA	NA	NA
Aroclor 1248	NE	NE	NA	NA	NA	NA	NA	NA	NA	NA	NA	NA	NA	NA	NA	NA
Aroclor 1254	NE	NE	NA	NA	NA	NA	NA	NA	NA	NA	NA	NA	NA	NA	NA	NA
Aroclor 1260	NE	NE	NA	NA	NA	NA	NA	NA	NA	NA	NA	NA	NA	NA	NA	NA
Aroclor 1262	NE	NE	NA	NA	NA	NA	NA	NA	NA	NA	NA	NA	NA	NA	NA	NA
Aroclor 1268	NE	NE	NA	NA	NA	NA	NA	NA	NA	NA	NA	NA	NA	NA	NA	NA
Total PCB Aroclors	0.5	0.5	NA	NA	NA	NA	NA	NA	NA	NA	NA	NA	NA	NA	NA	NA
Pesticides (ug/l)																
Total Pesticides	NE	NE	NA	NA	NA	NA	NA	NA	NA	NA	NA	NA	NA	NA	NA	NA
Herbicides (ug/l)																
Total Herbicides	NE	NE	NA	NA	NA	NA	NA	NA	NA	NA	NA	NA	NA	NA	NA	NA
PCB Homologs (ug/l)																
Decachlorobiphenyl (PCB-209)	NE	NE	< 0.0048	< 0.0047	< 0.0048	< 0.0049	< 0.025	< 0.025	< 0.025	< 0.025	< 0.025	< 0.025	< 0.025	< 0.025	< 0.025	< 0.026
Dichlorobiphenyl	NE	NE	< 0.00096	**0.00099**	< 0.00096	< 0.00098	< 0.005	< 0.005	< 0.005	< 0.005	< 0.005	< 0.005	< 0.005	**0.0271**	< 0.005	< 0.00521
Heptachlorobiphenyl	NE	NE	< 0.0029	< 0.0028	< 0.0029	< 0.0029	< 0.015	< 0.015	< 0.015	< 0.015	< 0.015	< 0.015	< 0.015	< 0.015	< 0.015	< 0.0156
Hexachlorobiphenyl	NE	NE	< 0.0019	< 0.0019	< 0.0019	< 0.0020	< 0.01	< 0.01	< 0.01	< 0.01	< 0.01	< 0.01	< 0.01	< 0.01	< 0.01	< 0.0104
Monochlorobiphenyl	NE	NE	< 0.00096	**0.0037**	**0.0027**	< 0.00098	< 0.005	< 0.005	< 0.005	< 0.005	< 0.005	< 0.005	< 0.005	< 0.005	< 0.005	< 0.00521
Nonachlorobiphenyl	NE	NE	< 0.0048	< 0.0047	< 0.0048	< 0.0049	< 0.025	< 0.025	< 0.025	< 0.025	< 0.025	< 0.025	< 0.025	< 0.025	< 0.025	< 0.026
Octachlorobiphenyl	NE	NE	< 0.0029	< 0.0028	< 0.0029	< 0.0029	< 0.015	< 0.015	< 0.015	< 0.015	< 0.015	< 0.015	< 0.015	< 0.015	< 0.015	< 0.0156
Pentachlorobiphenyl	NE	NE	< 0.0019	< 0.0019	< 0.0019	< 0.0020	< 0.01	< 0.01	< 0.01	< 0.01	< 0.01	< 0.01	< 0.01	< 0.01	< 0.01	< 0.0104
Tetrachlorobiphenyl	NE	NE	< 0.0019	< 0.0019	< 0.0019	< 0.0020	< 0.01	< 0.01	< 0.01	< 0.01	< 0.01	< 0.01	< 0.01	< 0.01	< 0.01	< 0.0104
Trichlorobiphenyl	NE	NE	< 0.0019	< 0.0019	< 0.0019	< 0.0020	< 0.005	< 0.005	< 0.005	< 0.005	< 0.005	< 0.005	< 0.005	< 0.005	< 0.005	< 0.00521
Total PCB Homologues	**0.5**	**0.5**	< 0.0048	**0.0046**	**0.0027**	< 0.0049	< 0.025	< 0.025	< 0.025	< 0.025	< 0.025	< 0.025	< 0.025	**0.0271**	< 0.025	< 0.026

Notes:
This is a summary table. Only detected compounds are presented.
Bold = Detected above reporting limit
GWPC = Ground water protection criteria
SWPC = Surface water protection criteria
Orange highlighted cells exceed GWPC
Yellow highlighted cells exceed SWPC
Italicized criteria indicate that criteria value is from CTDEEP Recommended Criteria Values for Common Additional Polluting Substances and Alternative Criteria Requests (September 2018)
<0.01 = Not detected above the specified laboratory reporting limit
NE = Criteriion has not been established
NA = Not analyzed for specific constituent
ug/L = microgram per liter
mg/L = milligram per Liter
(1) 0.1 mg/l is the current recommended screening criteria and requires CTDEEP approval to implement. 0.25 mg/l is the proposed GWPC.
(2) 100 ug/l is the promulgated GWPC. 70 ug/l is the Drinking Water Action Level set by the Connecticut Department of Public Health.

Table 3
Groundwater Analytical Data
February 2013 through November 2020

Location ID Sample ID Sample Date SDG	GWPC	SWPC	MW-F35 MW-F35-041216 4/12/2016 16040249	MW-F35 MW-F35-082516 8/25/2016 16080629	MW-F35 MW-F35-122016-1 12/20/2016 16L0972	MW-F35 MW-F35-20170413-1 4/13/2017 17D0656	MW-F35 MW-F35-081717-1 8/17/2017 17H1062	MW-F35 MW-F35-111617-1 11/16/2017 17K1027	MW-F35 MW-F35-030818-1 3/6/2018 18C0346	MW-F35 MW-F35-062918-1 6/29/2018 18G0022	MW-F35 MW-F35-092818-1 9/28/2018 18I1338	MW-F35 MW-F35-121018-1 12/10/2018 18L0420	MW-H29 MW-H29-041519-1 4/15/2019 19D0788	MW-H29 MW-H29-071519-1 7/15/2019 19G0662	MW-H29 MW-H29-102219-1 10/22/2019 19J1349	MW-H29 MW-H29-012020-1 1/20/2020 20A0896
CT ETPH (mg/l)																
Aliphatic Hydrocarbons (ETPH) C9-C36	**0.25**	*0.25*	NA	NA	NA	NA	NA	NA	NA	NA	NA	NA	**0.21**	**0.19**	**0.35**	**0.23**
Total Petroleum Hydrocarbons	**0.25**	*0.25*	NA	NA	NA	NA	NA	NA	NA	NA	NA	NA	NA	NA	NA	NA
Unidentified	NE	NE	NA	NA	NA	NA	NA	NA	NA	NA	NA	NA	NA	NA	NA	NA
VOCs (ug/l)																
1,2,4-Trimethylbenzene	*5*	*49*	NA	NA	NA	NA	NA	NA	NA	NA	NA	NA	< 0.50	NA	NA	NA
Acetone	700	*10000*	NA	NA	NA	NA	NA	NA	NA	NA	NA	NA	< 10	NA	NA	NA
Chloroform	**6**	14100	NA	NA	NA	NA	NA	NA	NA	NA	NA	NA	< 0.50	NA	NA	NA
Chloromethane	*18*	*10000*	NA	NA	NA	NA	NA	NA	NA	NA	NA	NA	< 0.60	NA	NA	NA
Methyl Tert Butyl Ether (MTBE)	70	*10000*	NA	NA	NA	NA	NA	NA	NA	NA	NA	NA	< 0.50	NA	NA	NA
Naphthalene	280	*210*	NA	NA	NA	NA	NA	NA	NA	NA	NA	NA	< 2.0	NA	NA	NA
p-Isopropyltoluene	*25*	*200*	NA	NA	NA	NA	NA	NA	NA	NA	NA	NA	< 0.50	NA	NA	NA
Tetrachloroethylene	5	88	NA	NA	NA	NA	NA	NA	NA	NA	NA	NA	< 1.0	NA	NA	NA
Tetrahydrofuran	*4*	*9600*	NA	NA	NA	NA	NA	NA	NA	NA	NA	NA	< 10	NA	NA	NA
Toluene	1000	4000000	NA	NA	NA	NA	NA	NA	NA	NA	NA	NA	< 1.0	NA	NA	NA
Trichloroethene	5	2340	NA	NA	NA	NA	NA	NA	NA	NA	NA	NA	< 1.0	NA	NA	NA
SVOCs (ug/l)																
2-Methylnaphthalene	*28*	*62*	NA	NA	NA	NA	NA	NA	NA	NA	NA	NA	< 1.0	< 1.0	< 1.0	< 0.95
Acenaphthene	*420*	*150*	NA	NA	NA	NA	NA	NA	NA	NA	NA	NA	< 0.30	< 0.30	< 0.30	< 0.28
Acenaphthylene	420	**0.3**	NA	NA	NA	NA	NA	NA	NA	NA	NA	NA	< 0.20	< 0.20	< 0.20	< 0.19
Anthracene	2000	1100000	NA	NA	NA	NA	NA	NA	NA	NA	NA	NA	< 0.20	< 0.20	< 0.20	< 0.19
Benzo(a)anthracene	**0.06**	**0.3**	NA	NA	NA	NA	NA	NA	NA	NA	NA	NA	< 0.050	< 0.050	< 0.050	< 0.047
Benzo(a)pyrene	**0.2**	**0.3**	NA	NA	NA	NA	NA	NA	NA	NA	NA	NA	< 0.10	< 0.10	< 0.10	< 0.095
Benzo(b)fluoranthene	**0.08**	**0.3**	NA	NA	NA	NA	NA	NA	NA	NA	NA	NA	< 0.050	< 0.050	< 0.050	< 0.047
Benzo(g,h,i)perylene	*0.48*	*150*	NA	NA	NA	NA	NA	NA	NA	NA	NA	NA	< 0.50	< 0.50	< 0.50	< 0.47
Benzo(k)fluoranthene	**0.5**	**0.3**	NA	NA	NA	NA	NA	NA	NA	NA	NA	NA	< 0.20	< 0.20	< 0.20	< 0.19
Chrysene	*4.8*	*0.54*	NA	NA	NA	NA	NA	NA	NA	NA	NA	NA	< 0.20	< 0.20	< 0.20	< 0.19
Dibenzo(a,h)anthracene	*0.1*	*0.3*	NA	NA	NA	NA	NA	NA	NA	NA	NA	NA	< 0.10	< 0.10	< 0.10	< 0.095
Fluoranthene	280	3700	NA	NA	NA	NA	NA	NA	NA	NA	NA	NA	< 0.50	< 0.50	< 0.50	< 0.47
Fluorene	280	140000	NA	NA	NA	NA	NA	NA	NA	NA	NA	NA	< 1.0	< 1.0	< 1.0	< 0.95
Indeno(1,2,3-cd)pyrene	*0.1*	*0.54*	NA	NA	NA	NA	NA	NA	NA	NA	NA	NA	< 0.10	< 0.10	< 0.10	< 0.095
Naphthalene	280	*210*	NA	NA	NA	NA	NA	NA	NA	NA	NA	NA	< 1.0	< 1.0	< 1.0	< 0.95
Phenanthrene	200	**0.077**	NA	NA	NA	NA	NA	NA	NA	NA	NA	NA	< 0.050	< 0.050	< 0.050	< 0.047
Pyrene	200	110000	NA	NA	NA	NA	NA	NA	NA	NA	NA	NA	< 1.0	< 1.0	< 1.0	< 0.95
SVOC-SIMs (ug/l)																
1-Methylnaphthalene	*5*	*61*	NA	NA	NA	NA	NA	NA	NA	NA	NA	NA	NA	NA	NA	NA
2-Methylnaphthalene	*28*	*62*	NA	NA	NA	NA	NA	NA	NA	NA	NA	NA	NA	NA	NA	NA
Acenaphthene	*420*	*150*	NA	NA	NA	NA	NA	NA	NA	NA	NA	NA	NA	NA	NA	NA
Acenaphthylene	420	0.3	NA	NA	NA	NA	NA	NA	NA	NA	NA	NA	NA	NA	NA	NA
Anthracene	2000	1100000	NA	NA	NA	NA	NA	NA	NA	NA	NA	NA	NA	NA	NA	NA
Benzo(a)anthracene	**0.06**	0.3	NA	NA	NA	NA	NA	NA	NA	NA	NA	NA	NA	NA	NA	NA
Benzo(a)pyrene	0.2	0.3	NA	NA	NA	NA	NA	NA	NA	NA	NA	NA	NA	NA	NA	NA
Benzo(b)fluoranthene	**0.08**	0.3	NA	NA	NA	NA	NA	NA	NA	NA	NA	NA	NA	NA	NA	NA
Benzo(g,h,i)perylene	*0.48*	*150*	NA	NA	NA	NA	NA	NA	NA	NA	NA	NA	NA	NA	NA	NA
Benzo(k)fluoranthene	0.5	0.3	NA	NA	NA	NA	NA	NA	NA	NA	NA	NA	NA	NA	NA	NA
Chrysene	*4.8*	*0.54*	NA	NA	NA	NA	NA	NA	NA	NA	NA	NA	NA	NA	NA	NA
Dibenzo(a,h)anthracene	*0.1*	*0.3*	NA	NA	NA	NA	NA	NA	NA	NA	NA	NA	NA	NA	NA	NA
Fluoranthene	280	3700	NA	NA	NA	NA	NA	NA	NA	NA	NA	NA	NA	NA	NA	NA
Fluorene	280	140000	NA	NA	NA	NA	NA	NA	NA	NA	NA	NA	NA	NA	NA	NA
Indeno(1,2,3-cd)pyrene	*0.1*	*0.54*	NA	NA	NA	NA	NA	NA	NA	NA	NA	NA	NA	NA	NA	NA
Naphthalene	280	*210*	NA	NA	NA	NA	NA	NA	NA	NA	NA	NA	NA	NA	NA	NA
Phenanthrene	200	**0.077**	NA	NA	NA	NA	NA	NA	NA	NA	NA	NA	NA	NA	NA	NA
Pyrene	200	110000	NA	NA	NA	NA	NA	NA	NA	NA	NA	NA	NA	NA	NA	NA
Total Metals (mg/l)																
Antimony	**0.006**	86	NA	NA	NA	NA	NA	NA	NA	NA	NA	NA	< 0.0010	< 0.0010	< 0.0010	< 0.0010
Arsenic	**0.05**	**0.004**	NA	NA	NA	NA	NA	NA	NA	NA	NA	NA	**0.014**	**0.02**	**0.022**	**0.012**
Barium	**1**	**2.2**	NA	NA	NA	NA	NA	NA	NA	NA	NA	NA	**0.33**	**0.36**	**0.4**	**0.26**
Beryllium	**0.004**	**0.004**	NA	NA	NA	NA	NA	NA	NA	NA	NA	NA	< 0.00040	< 0.00040	< 0.00040	< 0.00040
Cadmium	0.005	0.006	NA	NA	NA	NA	NA	NA	NA	NA	NA	NA	< 0.00050	< 0.00020	< 0.00020	< 0.00020
Calcium	NE	NE	NA	NA	NA	NA	NA	NA	NA	NA	NA	NA	NA	NA	NA	NA
Chromium	**0.05**	NE	NA	NA	NA	NA	NA	NA	NA	NA	NA	NA	**0.0015**	< 0.0010	**0.0018**	**0.0011**
Cobalt	NE	NE	NA	NA	NA	NA	NA	NA	NA	NA	NA	NA	NA	NA	NA	NA
Copper	1.3	**0.048**	NA	NA	NA	NA	NA	NA	NA	NA	NA	NA	< 0.0050	< 0.0010	**0.0014**	< 0.0010
Iron	NE	*10*	NA	NA	NA	NA	NA	NA	NA	NA	NA	NA	NA	NA	NA	NA
Lead	**0.015**	**0.013**	NA	NA	NA	NA	NA	NA	NA	NA	NA	NA	**0.0013**	< 0.00050	**0.0014**	**0.00058**
Magnesium	NE	NE	NA	NA	NA	NA	NA	NA	NA	NA	NA	NA	NA	NA	NA	NA
Manganese	*0.5*	*0.93*	NA	NA	NA	NA	NA	NA	NA	NA	NA	NA	NA	NA	NA	NA
Mercury	0.002	0.0004	NA	NA	NA	NA	NA	NA	NA	NA	NA	NA	< 0.00010	< 0.00010	< 0.00010	< 0.00010
Nickel	**0.1**	**0.88**	NA	NA	NA	NA	NA	NA	NA	NA	NA	NA	< 0.0050	**0.0051**	**0.0070**	< 0.0050
Potassium	NE	NE	NA	NA	NA	NA	NA	NA	NA	NA	NA	NA	NA	NA	NA	NA
Selenium	0.05	0.05	NA	NA	NA	NA	NA	NA	NA	NA	NA	NA	< 0.0050	< 0.0050	< 0.0050	< 0.0050
Silver	0.036	0.012	NA	NA	NA	NA	NA	NA	NA	NA	NA	NA	< 0.00050	< 0.00020	< 0.00020	< 0.00020
Sodium	NE	NE	NA	NA	NA	NA	NA	NA	NA	NA	NA	NA	NA	NA	NA	NA
Thallium	**0.005**	0.063	NA	NA	NA	NA	NA	NA	NA	NA	NA	NA	< 0.00020	< 0.00020	< 0.00020	< 0.00020
Vanadium	**0.05**	*0.27*	NA	NA	NA	NA	NA	NA	NA	NA	NA	NA	< 0.0050	< 0.0050	< 0.0050	< 0.0050
Zinc	**5**	**0.123**	NA	NA	NA	NA	NA	NA	NA	NA	NA	NA	< 0.01	< 0.01	< 0.01	< 0.01

Table 3
Groundwater Analytical Data
February 2013 through November 2020

Location ID Sample ID Sample Date SDG	GWPC	SWPC	MW-F35 MW-F35-041216 4/12/2016 16040249	MW-F35 MW-F35-082516 8/25/2016 16080629	MW-F35 MW-F35-122016-1 12/20/2016 16L0972	MW-F35 MW-F35-20170413-1 4/13/2017 17D0656	MW-F35 MW-F35-081717-1 8/17/2017 17H1062	MW-F35 MW-F35-111617-1 11/16/2017 17K1027	MW-F35 MW-F35-030818-1 3/6/2018 18C0346	MW-F35 MW-F35-062918-1 6/29/2018 18G0022	MW-F35 MW-F35-092818-1 9/28/2018 18I1338	MW-F35 MW-F35-121018-1 12/10/2018 18L0420	MW-H29 MW-H29-041519-1 4/15/2019 19D0788	MW-H29 MW-H29-071519-1 7/15/2019 19G0662	MW-H29 MW-H29-102219-1 10/22/2019 19J1349	MW-H29 MW-H29-012020-1 1/20/2020 20A0896
PCBs (ug/l)																
Aroclor 1016	NE	NE	NA	NA	NA	NA	NA	NA	NA	NA	NA	NA	NA	NA	NA	NA
Aroclor 1221	NE	NE	NA	NA	NA	NA	NA	NA	NA	NA	NA	NA	NA	NA	NA	NA
Aroclor 1232	NE	NE	NA	NA	NA	NA	NA	NA	NA	NA	NA	NA	NA	NA	NA	NA
Aroclor 1242	NE	NE	NA	NA	NA	NA	NA	NA	NA	NA	NA	NA	NA	NA	NA	NA
Aroclor 1248	NE	NE	NA	NA	NA	NA	NA	NA	NA	NA	NA	NA	NA	NA	NA	NA
Aroclor 1254	NE	NE	NA	NA	NA	NA	NA	NA	NA	NA	NA	NA	NA	NA	NA	NA
Aroclor 1260	NE	NE	NA	NA	NA	NA	NA	NA	NA	NA	NA	NA	NA	NA	NA	NA
Aroclor 1262	NE	NE	NA	NA	NA	NA	NA	NA	NA	NA	NA	NA	NA	NA	NA	NA
Aroclor 1268	NE	NE	NA	NA	NA	NA	NA	NA	NA	NA	NA	NA	NA	NA	NA	NA
Total PCB Aroclors	0.5	0.5	NA	NA	NA	NA	NA	NA	NA	NA	NA	NA	NA	NA	NA	NA
Pesticides (ug/l)																
Total Pesticides	NE	NE	NA	NA	NA	NA	NA	NA	NA	NA	NA	ND	ND	ND	ND	ND
Herbicides (ug/l)																
Total Herbicides	NE	NE	NA	NA	NA	NA	NA	NA	NA	NA	NA	NA	NA	NA	NA	NA
PCB Homologs (ug/l)																
Decachlorobiphenyl (PCB-209)	NE	NE	< 0.0266	< 0.0266	< 0.0050	< 0.0050	< 0.0051 UJ	< 0.0047	< 0.0050	< 0.0051	< 0.0045	NA	< 0.0049	< 0.0051	< 0.0049	< 0.0048
Dichlorobiphenyl	NE	NE	< 0.00532	< 0.00532	< 0.0010	< 0.0010	< 0.0010 UJ	< 0.00095	< 0.0010	< 0.0010	**0.0056**	NA	**0.0022**	< 0.0010	< 0.00097	< 0.00096
Heptachlorobiphenyl	NE	NE	< 0.016	< 0.016	< 0.0030	< 0.0030	< 0.0031 UJ	< 0.0028	< 0.0030	< 0.0030	< 0.0027	NA	< 0.0029	< 0.0030	< 0.0029	< 0.0029
Hexachlorobiphenyl	NE	NE	< 0.0106	< 0.0106	< 0.0020	< 0.0020	< 0.0020 UJ	< 0.0019	< 0.0020	< 0.0020	< 0.0018	NA	< 0.0020	< 0.0020	< 0.0019	< 0.0019
Monochlorobiphenyl	NE	NE	< 0.00532	< 0.00532	< 0.0010	< 0.0010	< 0.0010 UJ	< 0.00095	< 0.0010	< 0.0010	**0.0011**	NA	< 0.00098	< 0.0010	< 0.00097	< 0.00096
Nonachlorobiphenyl	NE	NE	< 0.0266	< 0.0266	< 0.0050	< 0.0050	< 0.0051 UJ	< 0.0047	< 0.0050	< 0.0051	< 0.0045	NA	< 0.0049	< 0.0051	< 0.0049	< 0.0048
Octachlorobiphenyl	NE	NE	< 0.016	< 0.016	< 0.0030	< 0.0030	< 0.0031 UJ	< 0.0028	< 0.0030	< 0.0030	< 0.0027	NA	< 0.0029	< 0.0030	< 0.0029	< 0.0029
Pentachlorobiphenyl	NE	NE	< 0.0106	< 0.0106	< 0.0020	< 0.0020	< 0.0020 UJ	< 0.0019	< 0.0020	< 0.0020	< 0.0018	NA	< 0.0020	< 0.0020	< 0.0019	< 0.0019
Tetrachlorobiphenyl	NE	NE	< 0.0106	< 0.0106	< 0.0020	< 0.0020	< 0.0020 UJ	< 0.0019	< 0.0020	< 0.0020	< 0.0018	NA	< 0.0020	< 0.0020	< 0.0019	< 0.0019
Trichlorobiphenyl	NE	NE	< 0.00532	< 0.00532	< 0.0010	< 0.0010	< 0.0010 UJ	< 0.00095	< 0.0010	< 0.0010	**0.0062**	NA	< 0.00098	< 0.0010	< 0.00097	< 0.0019
Total PCB Homologues	**0.5**	**0.5**	< 0.0266	< 0.0266	< 0.0050	< 0.0050	< 0.0051 UJ	< 0.0047	< 0.0050	< 0.0051	**0.013**	NA	**0.0022**	ND	ND	< 0.0048

Notes:
This is a summary table. Only detected compounds are presented.
Bold = Detected above reporting limit
GWPC = Ground water protection criteria
SWPC = Surface water protection criteria
Orange highlighted cells exceed GWPC
Yellow highlighted cells exceed SWPC
Italicized criteria indicate that criteria value is from CTDEEP Recommended Criteria Values for Common Additional Polluting Substances and Alternative Criteria Requests (September 2018)
<0.01 = Not detected above the specified laboratory reporting limit
NE = Criteriion has not been established
NA = Not analyzed for specific constituent
ug/L = microgram per liter
mg/L = milligram per Liter
(1) 0.1 mg/l is the current recommended screening criteria and requires CTDEEP approval to implement. 0.25 mg/l is the proposed GWPC.
(2) 100 ug/l is the promulgated GWPC. 70 ug/l is the Drinking Water Action Level set by the Connecticut Department of Public Health.

Table 3
Groundwater Analytical Data
February 2013 through November 2020

Location ID Sample ID Sample Date SDG	GWPC	SWPC	MW-H29 MW-H29-040720-1 4/7/2020 20D0295	MW-H29 MW-H29-070920-1 7/9/2020 20G0415	MW-H29 MW-H29-110920-1 11/9/2020 20K0376	MW-L25 MW-L25-021313-1 2/13/2013 SB64486	MW-L25 MW-L25-051413-1 5/14/2013 SB69540	MW-L25 MW-L25-08192013-1 8/19/2013 SB75322	MW-L25 MW-L25-11122013-1 11/12/2013 SB80164	MW-L25 MW-L25-04162014-1 4/16/2014 SB87783	MW-L25 MW-L25-092314-1 9/23/2014 14090840	MW-L25 MW-L25-121614-1 12/16/2014 14120375	MW-L25 MW-L25-071415-1 7/14/2015 15070370	MW-L25 MW-L25-102915 10/29/2015 15100753	MW-L25 MW-L25-011416 1/14/2016 16010233	MW-L25 MW-L25-041216 4/12/2016 16040249
CT ETPH (mg/l)																
Aliphatic Hydrocarbons (ETPH) C9-C36	**0.25**	*0.25*	**0.24**	**0.28**	**0.17**	< 0.3	< 0.2	< 0.2	< 0.2	< 0.2	NA	NA	NA	NA	NA	NA
Total Petroleum Hydrocarbons	**0.25**	*0.25*	NA	NA	NA	< 0.3	< 0.2	< 0.2	< 0.2	< 0.2	NA	NA	NA	NA	NA	NA
Unidentified	NE	NE	NA	NA	NA	< 0.3	< 0.2	< 0.2	< 0.2	< 0.2	NA	NA	NA	NA	NA	NA
VOCs (ug/l)																
1,2,4-Trimethylbenzene	*5*	*49*	NA	NA	NA	< 1.00	< 1.00	< 1.00	< 1.00	< 1.00	NA	NA	NA	NA	NA	NA
Acetone	700	*10000*	NA	NA	NA	< 10.0	< 10.0	< 10.0	< 10.0	< 10.0	NA	NA	NA	NA	NA	NA
Chloroform	**6**	14100	NA	NA	NA	< 1.00	< 1.00	< 1.00	< 1.00	< 1.00	NA	NA	NA	NA	NA	NA
Chloromethane	*18*	*10000*	NA	NA	NA	< 2.00	< 2.00	< 2.00	< 2.00	< 2.00	NA	NA	NA	NA	NA	NA
Methyl Tert Butyl Ether (MTBE)	70	*10000*	NA	NA	NA	< 1.00	< 1.00	< 1.00	< 1.00	< 1.00	NA	NA	NA	NA	NA	NA
Naphthalene	280	*210*	NA	NA	NA	< 1.00	< 1.00	< 1.00	< 1.00	< 1.00	NA	NA	NA	NA	NA	NA
p-Isopropyltoluene	*25*	*200*	NA	NA	NA	< 1.00	< 1.00	< 1.00	< 1.00	< 1.00	NA	NA	NA	NA	NA	NA
Tetrachloroethylene	5	88	NA	NA	NA	< 1.00	< 1.00	< 1.00	< 1.00	< 1.00	NA	NA	NA	NA	NA	NA
Tetrahydrofuran	*4*	*9600*	NA	NA	NA	< 2.00	< 2.00	< 2.00	< 2.00	< 2.00	NA	NA	NA	NA	NA	NA
Toluene	1000	4000000	NA	NA	NA	< 1.00	< 1.00	< 1.00	< 1.00	< 1.00	NA	NA	NA	NA	NA	NA
Trichloroethene	5	2340	NA	NA	NA	< 1.00	< 1.00	< 1.00	< 1.00	< 1.00	NA	NA	NA	NA	NA	NA
SVOCs (ug/l)																
2-Methylnaphthalene	*28*	*62*	< 0.97	< 1.1	< 0.96	NA	NA	NA	NA	NA	NA	NA	NA	NA	NA	NA
Acenaphthene	*420*	*150*	< 0.29	< 0.32	< 0.29	NA	NA	NA	NA	NA	NA	NA	NA	NA	NA	NA
Acenaphthylene	420	**0.3**	< 0.19	< 0.21	< 0.19	NA	NA	NA	NA	NA	NA	NA	NA	NA	NA	NA
Anthracene	2000	1100000	< 0.19	< 0.21	< 0.19	NA	NA	NA	NA	NA	NA	NA	NA	NA	NA	NA
Benzo(a)anthracene	**0.06**	**0.3**	< 0.049	< 0.053	< 0.048	NA	NA	NA	NA	NA	NA	NA	NA	NA	NA	NA
Benzo(a)pyrene	**0.2**	**0.3**	< 0.097	< 0.11	< 0.096	NA	NA	NA	NA	NA	NA	NA	NA	NA	NA	NA
Benzo(b)fluoranthene	**0.08**	**0.3**	< 0.049	< 0.053	< 0.048	NA	NA	NA	NA	NA	NA	NA	NA	NA	NA	NA
Benzo(g,h,i)perylene	*0.48*	*150*	< 0.49	< 0.53	< 0.48	NA	NA	NA	NA	NA	NA	NA	NA	NA	NA	NA
Benzo(k)fluoranthene	**0.5**	**0.3**	< 0.19	< 0.21	< 0.19	NA	NA	NA	NA	NA	NA	NA	NA	NA	NA	NA
Chrysene	*4.8*	*0.54*	< 0.19	< 0.21	< 0.19	NA	NA	NA	NA	NA	NA	NA	NA	NA	NA	NA
Dibenzo(a,h)anthracene	*0.1*	*0.3*	< 0.097	< 0.11	< 0.096	NA	NA	NA	NA	NA	NA	NA	NA	NA	NA	NA
Fluoranthene	280	3700	< 0.49	< 0.53	< 0.48	NA	NA	NA	NA	NA	NA	NA	NA	NA	NA	NA
Fluorene	280	140000	< 0.97	< 1.1	< 0.96	NA	NA	NA	NA	NA	NA	NA	NA	NA	NA	NA
Indeno(1,2,3-cd)pyrene	*0.1*	*0.54*	< 0.097	< 0.11	< 0.096	NA	NA	NA	NA	NA	NA	NA	NA	NA	NA	NA
Naphthalene	280	*210*	< 0.97	< 1.1	< 0.96	NA	NA	NA	NA	NA	NA	NA	NA	NA	NA	NA
Phenanthrene	200	**0.077**	< 0.049	< 0.053	< 0.048	NA	NA	NA	NA	NA	NA	NA	NA	NA	NA	NA
Pyrene	200	110000	< 0.97	< 1.1	< 0.96	NA	NA	NA	NA	NA	NA	NA	NA	NA	NA	NA
SVOC-SIMs (ug/l)																
1-Methylnaphthalene	*5*	*61*	NA	NA	NA	< 0.050	< 0.050	< 0.050	< 0.050	< 0.050	NA	NA	NA	NA	NA	NA
2-Methylnaphthalene	*28*	*62*	NA	NA	NA	< 0.050	< 0.050	< 0.050	< 0.050	< 0.050	NA	NA	NA	NA	NA	NA
Acenaphthene	*420*	*150*	NA	NA	NA	< 0.050	< 0.050	< 0.050	< 0.050	< 0.050	NA	NA	NA	NA	NA	NA
Acenaphthylene	420	0.3	NA	NA	NA	< 0.050	< 0.050	< 0.050	< 0.050	< 0.050	NA	NA	NA	NA	NA	NA
Anthracene	2000	1100000	NA	NA	NA	< 0.050	< 0.050	< 0.050	< 0.050	< 0.050	NA	NA	NA	NA	NA	NA
Benzo(a)anthracene	**0.06**	0.3	NA	NA	NA	< 0.050	< 0.050	< 0.050	< 0.050	< 0.050	NA	NA	NA	NA	NA	NA
Benzo(a)pyrene	0.2	0.3	NA	NA	NA	< 0.050	< 0.050	< 0.050	< 0.050	< 0.050	NA	NA	NA	NA	NA	NA
Benzo(b)fluoranthene	**0.08**	0.3	NA	NA	NA	< 0.050	< 0.050	< 0.050	< 0.050	< 0.050	NA	NA	NA	NA	NA	NA
Benzo(g,h,i)perylene	*0.48*	*150*	NA	NA	NA	< 0.050	< 0.050	< 0.050	< 0.050	< 0.050	NA	NA	NA	NA	NA	NA
Benzo(k)fluoranthene	0.5	0.3	NA	NA	NA	< 0.050	< 0.050	< 0.050	< 0.050	< 0.050	NA	NA	NA	NA	NA	NA
Chrysene	*4.8*	*0.54*	NA	NA	NA	< 0.050	< 0.050	< 0.050	< 0.050	< 0.050	NA	NA	NA	NA	NA	NA
Dibenzo(a,h)anthracene	*0.1*	*0.3*	NA	NA	NA	< 0.050	< 0.050	< 0.050	< 0.050	< 0.050	NA	NA	NA	NA	NA	NA
Fluoranthene	280	3700	NA	NA	NA	< 0.050	< 0.050	< 0.050	< 0.050	< 0.050	NA	NA	NA	NA	NA	NA
Fluorene	280	140000	NA	NA	NA	< 0.050	< 0.050	< 0.050	< 0.050	< 0.050	NA	NA	NA	NA	NA	NA
Indeno(1,2,3-cd)pyrene	*0.1*	*0.54*	NA	NA	NA	< 0.050	< 0.050	< 0.050	< 0.050	< 0.050	NA	NA	NA	NA	NA	NA
Naphthalene	280	*210*	NA	NA	NA	< 0.050	< 0.050	< 0.050	< 0.050	< 0.050	NA	NA	NA	NA	NA	NA
Phenanthrene	200	**0.077**	NA	NA	NA	< 0.050	< 0.050	< 0.050	< 0.050	< 0.050	NA	NA	NA	NA	NA	NA
Pyrene	200	110000	NA	NA	NA	< 0.050	< 0.050	< 0.050	< 0.050	< 0.050	NA	NA	NA	NA	NA	NA
Total Metals (mg/l)																
Antimony	**0.006**	86	< 0.0010	< 0.0010	< 0.0010	< 0.0060	< 0.0060	< 0.0060	< 0.0060	< 0.0060	NA	NA	NA	NA	NA	NA
Arsenic	**0.05**	**0.004**	**0.012**	**0.02**	< 0.00080	**0.0047**	**0.0088**	< 0.0040	< 0.0040	< 0.0040	NA	NA	NA	NA	NA	NA
Barium	**1**	**2.2**	**0.26**	**0.42**	**1.1**	**0.834**	**0.146**	**0.265**	**0.359**	**0.790**	NA	NA	NA	NA	NA	NA
Beryllium	**0.004**	**0.004**	< 0.00040	< 0.00040	< 0.00040	< 0.0020	< 0.0020	< 0.0020	< 0.0020	< 0.0020	NA	NA	NA	NA	NA	NA
Cadmium	0.005	0.006	< 0.00020	< 0.00020	< 0.00020	< 0.0025	< 0.0025	< 0.0025	< 0.0025	< 0.0025	NA	NA	NA	NA	NA	NA
Calcium	NE	NE	NA	NA	NA	**148**	**51.8**	**74.8**	**142**	NA	NA	NA	NA	NA	NA	NA
Chromium	**0.05**	NE	< 0.0010	**0.0014**	**0.0014**	< 0.0050	< 0.0050	< 0.0050	< 0.0050	< 0.0050	NA	NA	NA	NA	NA	NA
Cobalt	NE	NE	NA	NA	NA	NA	NA	NA	NA	NA	NA	NA	NA	NA	NA	NA
Copper	1.3	**0.048**	**0.0013**	**0.0010**	**0.004**	< 0.0050	< 0.0050	< 0.0050	< 0.0050	**0.0062**	NA	NA	NA	NA	NA	NA
Iron	NE	*10*	NA	NA	NA	**10.5**	**6.55**	**0.968**	**0.0748**	NA	NA	NA	NA	NA	NA	NA
Lead	**0.015**	**0.013**	**0.00070**	< 0.00050	< 0.00050	< 0.0075	< 0.0075	< 0.0075	< 0.0075	< 0.0075	NA	NA	NA	NA	NA	NA
Magnesium	NE	NE	NA	NA	NA	**28.9**	**11.8**	**15.9**	**29.6**	NA	NA	NA	NA	NA	NA	NA
Manganese	*0.5*	*0.93*	NA	NA	NA	**10.7**	**3.76**	**2.73**	**0.205**	NA	NA	NA	NA	NA	NA	NA
Mercury	0.002	0.0004	< 0.00010	< 0.00010	< 0.00010	< 0.00020	< 0.00020	< 0.00020	< 0.00020	< 0.00020	NA	NA	NA	NA	NA	NA
Nickel	**0.1**	**0.88**	**0.0056**	< 0.0050	**0.011**	< 0.0050	< 0.0050	< 0.0050	< 0.0050	< 0.0050	NA	NA	NA	NA	NA	NA
Potassium	NE	NE	NA	NA	NA	**15.1**	**6.26**	**10.7**	**12.5**	NA	NA	NA	NA	NA	NA	NA
Selenium	0.05	0.05	< 0.0050	< 0.0050	< 0.0050	< 0.0150	< 0.0150	< 0.0150	< 0.0150	< 0.0150	NA	NA	NA	NA	NA	NA
Silver	0.036	0.012	< 0.00020	< 0.00020	< 0.00020	< 0.0050	< 0.0050	< 0.0050	< 0.0050	< 0.0050	NA	NA	NA	NA	NA	NA
Sodium	NE	NE	NA	NA	NA	**610**	**101**	**292**	**290**	NA	NA	NA	NA	NA	NA	NA
Thallium	**0.005**	0.063	< 0.00020	< 0.00020	< 0.00020	**0.0076**	< 0.0050	< 0.0050	< 0.0050	< 0.0050	NA	NA	NA	NA	NA	NA
Vanadium	**0.05**	*0.27*	< 0.0050	< 0.0050	< 0.0050	< 0.0050	< 0.0050	< 0.0050	< 0.0050	< 0.0050	NA	NA	NA	NA	NA	NA
Zinc	**5**	**0.123**	< 0.01	< 0.01	**0.11**	**0.0071**	< 0.0050	< 0.0050	< 0.0050	< 0.0470	NA	NA	NA	NA	NA	NA

Table 3
Groundwater Analytical Data
February 2013 through November 2020

Location ID Sample ID Sample Date SDG	GWPC	SWPC	MW-H29 MW-H29-040720-1 4/7/2020 20D0295	MW-H29 MW-H29-070920-1 7/9/2020 20G0415	MW-H29 MW-H29-110920-1 11/9/2020 20K0376	MW-L25 MW-L25-021313-1 2/13/2013 SB64486	MW-L25 MW-L25-051413-1 5/14/2013 SB69540	MW-L25 MW-L25-08192013-1 8/19/2013 SB75322	MW-L25 MW-L25-11122013-1 11/12/2013 SB80164	MW-L25 MW-L25-04162014-1 4/16/2014 SB87783	MW-L25 MW-L25-092314-1 9/23/2014 14090840	MW-L25 MW-L25-121614-1 12/16/2014 14120375	MW-L25 MW-L25-071415-1 7/14/2015 15070370	MW-L25 MW-L25-102915 10/29/2015 15100753	MW-L25 MW-L25-011416 1/14/2016 16010233	MW-L25 MW-L25-041216 4/12/2016 16040249
PCBs (ug/l)																
Aroclor 1016	NE	NE	NA	NA	NA	NA	NA	NA	NA	NA	NA	NA	NA	NA	NA	NA
Aroclor 1221	NE	NE	NA	NA	NA	NA	NA	NA	NA	NA	NA	NA	NA	NA	NA	NA
Aroclor 1232	NE	NE	NA	NA	NA	NA	NA	NA	NA	NA	NA	NA	NA	NA	NA	NA
Aroclor 1242	NE	NE	NA	NA	NA	NA	NA	NA	NA	NA	NA	NA	NA	NA	NA	NA
Aroclor 1248	NE	NE	NA	NA	NA	NA	NA	NA	NA	NA	NA	NA	NA	NA	NA	NA
Aroclor 1254	NE	NE	NA	NA	NA	NA	NA	NA	NA	NA	NA	NA	NA	NA	NA	NA
Aroclor 1260	NE	NE	NA	NA	NA	NA	NA	NA	NA	NA	NA	NA	NA	NA	NA	NA
Aroclor 1262	NE	NE	NA	NA	NA	NA	NA	NA	NA	NA	NA	NA	NA	NA	NA	NA
Aroclor 1268	NE	NE	NA	NA	NA	NA	NA	NA	NA	NA	NA	NA	NA	NA	NA	NA
Total PCB Aroclors	0.5	0.5	NA	NA	NA	NA	NA	NA	NA	NA	NA	NA	NA	NA	NA	NA
Pesticides (ug/l)																
Total Pesticides	NE	NE	ND	ND	ND	NA	NA	NA	NA	NA	NA	NA	NA	NA	NA	NA
Herbicides (ug/l)																
Total Herbicides	NE	NE	NA	NA	NA	NA	NA	NA	NA	NA	NA	NA	NA	NA	NA	NA
PCB Homologs (ug/l)																
Decachlorobiphenyl (PCB-209)	NE	NE	< 0.0049	< 0.0048	< 0.0049	< 0.025	< 0.025	< 0.025	< 0.025	< 0.025	< 0.025	< 0.025	< 0.025	< 0.025	< 0.025	< 0.025
Dichlorobiphenyl	NE	NE	< 0.00098	< 0.00096	< 0.00097	< 0.005	< 0.005	< 0.005	< 0.005	< 0.005	< 0.005	< 0.005	< 0.005	< 0.005	< 0.005	< 0.005
Heptachlorobiphenyl	NE	NE	< 0.0029	< 0.0029	< 0.0029	< 0.015	< 0.015	< 0.015	< 0.015	< 0.015	< 0.015	< 0.015	< 0.015	< 0.015	< 0.015	< 0.015
Hexachlorobiphenyl	NE	NE	< 0.0020	< 0.0019	< 0.0019	< 0.01	< 0.01	< 0.01	< 0.01	< 0.01	< 0.01	< 0.01	< 0.01	< 0.01	< 0.01	< 0.01
Monochlorobiphenyl	NE	NE	< 0.00098	< 0.00096	< 0.00097	< 0.005	< 0.005	< 0.005	< 0.005	< 0.005	< 0.005	< 0.005	< 0.005	< 0.005	< 0.005	< 0.005
Nonachlorobiphenyl	NE	NE	< 0.0049	< 0.0048	< 0.0049	< 0.025	< 0.025	< 0.025	< 0.025	< 0.025	< 0.025	< 0.025	< 0.025	< 0.025	< 0.025	< 0.025
Octachlorobiphenyl	NE	NE	< 0.0029	< 0.0029	< 0.0029	< 0.015	< 0.015	< 0.015	< 0.015	< 0.015	< 0.015	< 0.015	< 0.015	< 0.015	< 0.015	< 0.015
Pentachlorobiphenyl	NE	NE	< 0.0020	< 0.0019	< 0.0019	< 0.01	< 0.01	< 0.01	< 0.01	< 0.01	< 0.01	< 0.01	< 0.01	< 0.01	< 0.01	< 0.01
Tetrachlorobiphenyl	NE	NE	< 0.0020	< 0.0019	< 0.0019	< 0.01	< 0.01	< 0.01	< 0.01	< 0.01	< 0.01	< 0.01	< 0.01	< 0.01	< 0.01	< 0.01
Trichlorobiphenyl	NE	NE	< 0.0020	< 0.0019	< 0.0019	< 0.005	< 0.005	< 0.005	< 0.005	< 0.005	< 0.005	< 0.005	< 0.005	< 0.005	< 0.005	< 0.005
Total PCB Homologues	**0.5**	**0.5**	< 0.0049	< 0.0048	< 0.0049	< 0.025	< 0.025	< 0.025	< 0.025	< 0.025	< 0.025	< 0.025	< 0.025	< 0.025	< 0.025	< 0.025

Notes:
This is a summary table. Only detected compounds are presented.
Bold = Detected above reporting limit
GWPC = Ground water protection criteria
SWPC = Surface water protection criteria
Orange highlighted cells exceed GWPC
Yellow highlighted cells exceed SWPC
Italicized criteria indicate that criteria value is from CTDEEP Recommended Criteria Values for Common Additional Polluting Substances and Alternative Criteria Requests (September 2018)
<0.01 = Not detected above the specified laboratory reporting limit
NE = Criteriion has not been established
NA = Not analyzed for specific constituent
ug/L = microgram per liter
mg/L = milligram per Liter
(1) 0.1 mg/l is the current recommended screening criteria and requires CTDEEP approval to implement. 0.25 mg/l is the proposed GWPC.
(2) 100 ug/l is the promulgated GWPC. 70 ug/l is the Drinking Water Action Level set by the Connecticut Department of Public Health.

Table 3
Groundwater Analytical Data
February 2013 through November 2020

Location ID Sample ID Sample Date SDG	GWPC	SWPC	MW-L25 MW-L25-082516 8/25/2016 16080629	MW-L25 MW-L25-122216-1 12/22/2016 16L1122	MW-L25 MW-L25-20170412 4/12/2017 17D0656	MW-L25 MW-L25-081617-1 8/16/2017 17H1062	MW-L25 MW-L25-111617-1 11/16/2017 17K1027	MW-L25 MW-L25-030818-1 3/6/2018 18C0346	MW-L25 MW-L25-062818-1 6/28/2018 18F1460	MW-L25 MW-L25-092818-1 9/28/2018 18I1338	MW-L25 MW-L25-121118-1 12/11/2018 18L0484	MW-L25 MW-L25-071619-1 7/16/2019 19G0869	MW-L25 MW-L2S-102219-1 10/22/2019 19J1349	MW-N22 MW-N22-041619-1 4/16/2019 19D0862	MW-N22 MW-N22-071619-1 7/16/2019 19G0869	MW-N22 MW-N22-102319-1 10/23/2019 19J1470
CT ETPH (mg/l)																
Aliphatic Hydrocarbons (ETPH) C9-C36	**0.25**	*0.25*	NA	NA	NA	NA	NA	NA	NA	NA	NA	NA	NA	< 0.15	< 0.15	< 0.15
Total Petroleum Hydrocarbons	**0.25**	*0.25*	NA	NA	NA	NA	NA	NA	NA	NA	NA	NA	NA	NA	NA	NA
Unidentified	NE	NE	NA	NA	NA	NA	NA	NA	NA	NA	NA	NA	NA	NA	NA	NA
VOCs (ug/l)																
1,2,4-Trimethylbenzene	*5*	*49*	NA	NA	NA	NA	NA	NA	NA	NA	NA	NA	NA	< 0.50	NA	NA
Acetone	700	*10000*	NA	NA	NA	NA	NA	NA	NA	NA	NA	NA	NA	< 10	NA	NA
Chloroform	**6**	14100	NA	NA	NA	NA	NA	NA	NA	NA	NA	NA	NA	< 0.50	NA	NA
Chloromethane	*18*	*10000*	NA	NA	NA	NA	NA	NA	NA	NA	NA	NA	NA	< 0.60	NA	NA
Methyl Tert Butyl Ether (MTBE)	70	*10000*	NA	NA	NA	NA	NA	NA	NA	NA	NA	NA	NA	< 0.50	NA	NA
Naphthalene	280	*210*	NA	NA	NA	NA	NA	NA	NA	NA	NA	NA	NA	< 2.0	NA	NA
p-Isopropyltoluene	*25*	*200*	NA	NA	NA	NA	NA	NA	NA	NA	NA	NA	NA	< 0.50	NA	NA
Tetrachloroethylene	5	88	NA	NA	NA	NA	NA	NA	NA	NA	NA	NA	NA	< 1.0	NA	NA
Tetrahydrofuran	*4*	*9600*	NA	NA	NA	NA	NA	NA	NA	NA	NA	NA	NA	< 10	NA	NA
Toluene	1000	4000000	NA	NA	NA	NA	NA	NA	NA	NA	NA	NA	NA	< 1.0	NA	NA
Trichloroethene	5	2340	NA	NA	NA	NA	NA	NA	NA	NA	NA	NA	NA	< 1.0	NA	NA
SVOCs (ug/l)																
2-Methylnaphthalene	*28*	*62*	NA	NA	NA	NA	NA	NA	NA	NA	NA	NA	NA	< 1.0	< 1.1	< 0.96
Acenaphthene	*420*	*150*	NA	NA	NA	NA	NA	NA	NA	NA	NA	NA	NA	< 0.30	< 0.32	< 0.29
Acenaphthylene	420	**0.3**	NA	NA	NA	NA	NA	NA	NA	NA	NA	NA	NA	< 0.20	< 0.22	< 0.19
Anthracene	2000	1100000	NA	NA	NA	NA	NA	NA	NA	NA	NA	NA	NA	< 0.20	< 0.22	< 0.19
Benzo(a)anthracene	**0.06**	**0.3**	NA	NA	NA	NA	NA	NA	NA	NA	NA	NA	NA	< 0.050	< 0.054	< 0.048
Benzo(a)pyrene	**0.2**	**0.3**	NA	NA	NA	NA	NA	NA	NA	NA	NA	NA	NA	< 0.10	< 0.11	< 0.096
Benzo(b)fluoranthene	**0.08**	**0.3**	NA	NA	NA	NA	NA	NA	NA	NA	NA	NA	NA	< 0.050	< 0.054	< 0.048
Benzo(g,h,i)perylene	*0.48*	*150*	NA	NA	NA	NA	NA	NA	NA	NA	NA	NA	NA	< 0.50	< 0.54	< 0.48
Benzo(k)fluoranthene	**0.5**	**0.3**	NA	NA	NA	NA	NA	NA	NA	NA	NA	NA	NA	< 0.20	< 0.22	< 0.19
Chrysene	*4.8*	*0.54*	NA	NA	NA	NA	NA	NA	NA	NA	NA	NA	NA	< 0.20	< 0.22	< 0.19
Dibenzo(a,h)anthracene	*0.1*	*0.3*	NA	NA	NA	NA	NA	NA	NA	NA	NA	NA	NA	< 0.10	< 0.11	< 0.096
Fluoranthene	280	3700	NA	NA	NA	NA	NA	NA	NA	NA	NA	NA	NA	< 0.50	< 0.54	< 0.48
Fluorene	280	140000	NA	NA	NA	NA	NA	NA	NA	NA	NA	NA	NA	< 1.0	< 1.1	< 0.96
Indeno(1,2,3-cd)pyrene	*0.1*	*0.54*	NA	NA	NA	NA	NA	NA	NA	NA	NA	NA	NA	< 0.10	< 0.11	< 0.096
Naphthalene	280	*210*	NA	NA	NA	NA	NA	NA	NA	NA	NA	NA	NA	< 1.0	< 1.1	< 0.96
Phenanthrene	200	**0.077**	NA	NA	NA	NA	NA	NA	NA	NA	NA	NA	NA	< 0.050	< 0.054	< 0.048
Pyrene	200	110000	NA	NA	NA	NA	NA	NA	NA	NA	NA	NA	NA	< 1.0	< 1.1	< 0.96
SVOC-SIMs (ug/l)																
1-Methylnaphthalene	*5*	*61*	NA	NA	NA	NA	NA	NA	NA	NA	NA	NA	NA	NA	NA	NA
2-Methylnaphthalene	*28*	*62*	NA	NA	NA	NA	NA	NA	NA	NA	NA	NA	NA	NA	NA	NA
Acenaphthene	*420*	*150*	NA	NA	NA	NA	NA	NA	NA	NA	NA	NA	NA	NA	NA	NA
Acenaphthylene	420	0.3	NA	NA	NA	NA	NA	NA	NA	NA	NA	NA	NA	NA	NA	NA
Anthracene	2000	1100000	NA	NA	NA	NA	NA	NA	NA	NA	NA	NA	NA	NA	NA	NA
Benzo(a)anthracene	**0.06**	0.3	NA	NA	NA	NA	NA	NA	NA	NA	NA	NA	NA	NA	NA	NA
Benzo(a)pyrene	0.2	0.3	NA	NA	NA	NA	NA	NA	NA	NA	NA	NA	NA	NA	NA	NA
Benzo(b)fluoranthene	**0.08**	0.3	NA	NA	NA	NA	NA	NA	NA	NA	NA	NA	NA	NA	NA	NA
Benzo(g,h,i)perylene	*0.48*	*150*	NA	NA	NA	NA	NA	NA	NA	NA	NA	NA	NA	NA	NA	NA
Benzo(k)fluoranthene	0.5	0.3	NA	NA	NA	NA	NA	NA	NA	NA	NA	NA	NA	NA	NA	NA
Chrysene	*4.8*	*0.54*	NA	NA	NA	NA	NA	NA	NA	NA	NA	NA	NA	NA	NA	NA
Dibenzo(a,h)anthracene	*0.1*	*0.3*	NA	NA	NA	NA	NA	NA	NA	NA	NA	NA	NA	NA	NA	NA
Fluoranthene	280	3700	NA	NA	NA	NA	NA	NA	NA	NA	NA	NA	NA	NA	NA	NA
Fluorene	280	140000	NA	NA	NA	NA	NA	NA	NA	NA	NA	NA	NA	NA	NA	NA
Indeno(1,2,3-cd)pyrene	*0.1*	*0.54*	NA	NA	NA	NA	NA	NA	NA	NA	NA	NA	NA	NA	NA	NA
Naphthalene	280	*210*	NA	NA	NA	NA	NA	NA	NA	NA	NA	NA	NA	NA	NA	NA
Phenanthrene	200	**0.077**	NA	NA	NA	NA	NA	NA	NA	NA	NA	NA	NA	NA	NA	NA
Pyrene	200	110000	NA	NA	NA	NA	NA	NA	NA	NA	NA	NA	NA	NA	NA	NA
Total Metals (mg/l)																
Antimony	**0.006**	86	NA	NA	NA	NA	NA	NA	NA	NA	NA	NA	NA	< 0.0010	< 0.0010	< 0.0010
Arsenic	**0.05**	**0.004**	NA	NA	NA	NA	NA	NA	NA	NA	NA	NA	NA	**0.00049**	< 0.00080	< 0.00080
Barium	**1**	**2.2**	NA	NA	NA	NA	NA	NA	NA	NA	NA	NA	NA	**0.072**	**0.16**	**0.14**
Beryllium	**0.004**	**0.004**	NA	NA	NA	NA	NA	NA	NA	NA	NA	NA	NA	< 0.00040	< 0.00040	< 0.00040
Cadmium	0.005	0.006	NA	NA	NA	NA	NA	NA	NA	NA	NA	NA	NA	< 0.00050	< 0.00020	< 0.00020
Calcium	NE	NE	NA	NA	NA	NA	NA	NA	NA	NA	NA	NA	NA	NA	NA	NA
Chromium	**0.05**	NE	NA	NA	NA	NA	NA	NA	NA	NA	NA	NA	NA	< 0.0010	< 0.0010	< 0.0010
Cobalt	NE	NE	NA	NA	NA	NA	NA	NA	NA	NA	NA	NA	NA	NA	NA	NA
Copper	1.3	**0.048**	NA	NA	NA	NA	NA	NA	NA	NA	NA	NA	NA	< 0.0050	**0.0016**	**0.0053**
Iron	NE	*10*	NA	NA	NA	NA	NA	NA	NA	NA	NA	NA	NA	NA	NA	NA
Lead	**0.015**	**0.013**	NA	NA	NA	NA	NA	NA	NA	NA	NA	< 0.00050	< 0.00050	< 0.0010	< 0.00050	< 0.00050
Magnesium	NE	NE	NA	NA	NA	NA	NA	NA	NA	NA	NA	NA	NA	NA	NA	NA
Manganese	*0.5*	*0.93*	NA	NA	NA	NA	NA	NA	NA	NA	NA	NA	NA	NA	NA	NA
Mercury	0.002	0.0004	NA	NA	NA	NA	NA	NA	NA	NA	NA	NA	NA	< 0.00010	< 0.00010	< 0.00010
Nickel	**0.1**	**0.88**	NA	NA	NA	NA	NA	NA	NA	NA	NA	NA	NA	< 0.0050	< 0.0050	< 0.0050
Potassium	NE	NE	NA	NA	NA	NA	NA	NA	NA	NA	NA	NA	NA	NA	NA	NA
Selenium	0.05	0.05	NA	NA	NA	NA	NA	NA	NA	NA	NA	NA	NA	< 0.0050	< 0.0050	< 0.0050
Silver	0.036	0.012	NA	NA	NA	NA	NA	NA	NA	NA	NA	NA	NA	< 0.00050	< 0.00020	< 0.00020
Sodium	NE	NE	NA	NA	NA	NA	NA	NA	NA	NA	NA	NA	NA	NA	NA	NA
Thallium	**0.005**	0.063	NA	NA	NA	NA	NA	NA	NA	NA	NA	NA	NA	< 0.00020	< 0.00020	**0.00033**
Vanadium	**0.05**	*0.27*	NA	NA	NA	NA	NA	NA	NA	NA	NA	NA	NA	< 0.0050	< 0.0050	< 0.0050
Zinc	**5**	**0.123**	NA	NA	NA	NA	NA	NA	NA	NA	NA	NA	NA	< 0.01	< 0.01	< 0.01

Table 3
Groundwater Analytical Data
February 2013 through November 2020

Location ID Sample ID Sample Date SDG	GWPC	SWPC	MW-L25 MW-L25-082516 8/25/2016 16080629	MW-L25 MW-L25-122216-1 12/22/2016 16L1122	MW-L25 MW-L25-20170412 4/12/2017 17D0656	MW-L25 MW-L25-081617-1 8/16/2017 17H1062	MW-L25 MW-L25-111617-1 11/16/2017 17K1027	MW-L25 MW-L25-030818-1 3/6/2018 18C0346	MW-L25 MW-L25-062818-1 6/28/2018 18F1460	MW-L25 MW-L25-092818-1 9/28/2018 18I1338	MW-L25 MW-L25-121118-1 12/11/2018 18L0484	MW-L25 MW-L25-071619-1 7/16/2019 19G0869	MW-L25 MW-L2S-102219-1 10/22/2019 19J1349	MW-N22 MW-N22-041619-1 4/16/2019 19D0862	MW-N22 MW-N22-071619-1 7/16/2019 19G0869	MW-N22 MW-N22-102319-1 10/23/2019 19J1470
PCBs (ug/l)																
Aroclor 1016	NE	NE	NA	NA	NA	NA	NA	NA	NA	NA	NA	NA	NA	NA	NA	NA
Aroclor 1221	NE	NE	NA	NA	NA	NA	NA	NA	NA	NA	NA	NA	NA	NA	NA	NA
Aroclor 1232	NE	NE	NA	NA	NA	NA	NA	NA	NA	NA	NA	NA	NA	NA	NA	NA
Aroclor 1242	NE	NE	NA	NA	NA	NA	NA	NA	NA	NA	NA	NA	NA	NA	NA	NA
Aroclor 1248	NE	NE	NA	NA	NA	NA	NA	NA	NA	NA	NA	NA	NA	NA	NA	NA
Aroclor 1254	NE	NE	NA	NA	NA	NA	NA	NA	NA	NA	NA	NA	NA	NA	NA	NA
Aroclor 1260	NE	NE	NA	NA	NA	NA	NA	NA	NA	NA	NA	NA	NA	NA	NA	NA
Aroclor 1262	NE	NE	NA	NA	NA	NA	NA	NA	NA	NA	NA	NA	NA	NA	NA	NA
Aroclor 1268	NE	NE	NA	NA	NA	NA	NA	NA	NA	NA	NA	NA	NA	NA	NA	NA
Total PCB Aroclors	0.5	0.5	NA	NA	NA	NA	NA	NA	NA	NA	NA	NA	NA	NA	NA	NA
Pesticides (ug/l)																
Total Pesticides	NE	NE	NA	NA	NA	NA	NA	NA	NA	NA	NA	NA	NA	NA	NA	NA
Herbicides (ug/l)																
Total Herbicides	NE	NE	NA	NA	NA	NA	NA	NA	NA	NA	NA	NA	NA	NA	NA	NA
PCB Homologs (ug/l)																
Decachlorobiphenyl (PCB-209)	NE	NE	< 0.025	< 0.0050	< 0.0050	< 0.0050 UJ	< 0.0047	< 0.0051	< 0.0050	< 0.0048	< 0.0051	NA	NA	< 0.0051	< 0.0050	< 0.0050
Dichlorobiphenyl	NE	NE	< 0.005	< 0.0010	< 0.0010	< 0.0010 UJ	< 0.00095	< 0.0010	< 0.0010	< 0.00095	< 0.0010	NA	NA	**0.0023**	< 0.0010	**0.0013**
Heptachlorobiphenyl	NE	NE	< 0.015	< 0.0030	< 0.0030	< 0.0030 UJ	< 0.0028	< 0.0030	< 0.0030	< 0.0029	< 0.0030	NA	NA	< 0.0031	< 0.0030	< 0.0030
Hexachlorobiphenyl	NE	NE	< 0.01	< 0.0020	< 0.0020	< 0.0020 UJ	< 0.0019	< 0.0020	< 0.0020	< 0.0019	< 0.0020	NA	NA	< 0.0020	< 0.0020	< 0.0020
Monochlorobiphenyl	NE	NE	< 0.005	< 0.0010	< 0.0010	< 0.0010 UJ	< 0.00095	< 0.0010	< 0.0010	< 0.00095	< 0.0010	NA	NA	**0.0034**	< 0.0010	< 0.0010
Nonachlorobiphenyl	NE	NE	< 0.025	< 0.0050	< 0.0050	< 0.0050 UJ	< 0.0047	< 0.0051	< 0.0050	< 0.0048	< 0.0051	NA	NA	< 0.0051	< 0.0050	< 0.0050
Octachlorobiphenyl	NE	NE	< 0.015	< 0.0030	< 0.0030	< 0.0030 UJ	< 0.0028	< 0.0030	< 0.0030	< 0.0029	< 0.0030	NA	NA	< 0.0031	< 0.0030	< 0.0030
Pentachlorobiphenyl	NE	NE	< 0.01	< 0.0020	< 0.0020	< 0.0020 UJ	< 0.0019	< 0.0020	< 0.0020	< 0.0019	< 0.0020	NA	NA	< 0.0020	< 0.0020	< 0.0020
Tetrachlorobiphenyl	NE	NE	< 0.01	< 0.0020	< 0.0020	< 0.0020 UJ	< 0.0019	< 0.0020	< 0.0020	< 0.0019	< 0.0020	NA	NA	< 0.0020	< 0.0020	< 0.0020
Trichlorobiphenyl	NE	NE	< 0.005	< 0.0010	< 0.0010	< 0.0010 UJ	< 0.00095	< 0.0010	< 0.0010	< 0.00095	< 0.0010	NA	NA	< 0.0010	< 0.0010	< 0.0010
Total PCB Homologues	**0.5**	**0.5**	< 0.025	< 0.0050	< 0.0050	< 0.0050 UJ	< 0.0047	< 0.0051	< 0.0050	ND	ND	NA	NA	**0.0058**	ND	**0.0013**

Notes:
This is a summary table. Only detected compounds are presented.
Bold = Detected above reporting limit
GWPC = Ground water protection criteria
SWPC = Surface water protection criteria
Orange highlighted cells exceed GWPC
Yellow highlighted cells exceed SWPC
Italicized criteria indicate that criteria value is from CTDEEP Recommended Criteria Values for Common Additional Polluting Substances and Alternative Criteria Requests (September 2018)
<0.01 = Not detected above the specified laboratory reporting limit
NE = Criteriion has not been established
NA = Not analyzed for specific constituent
ug/L = microgram per liter
mg/L = milligram per Liter
(1) 0.1 mg/l is the current recommended screening criteria and requires CTDEEP approval to implement. 0.25 mg/l is the proposed GWPC.
(2) 100 ug/l is the promulgated GWPC. 70 ug/l is the Drinking Water Action Level set by the Connecticut Department of Public Health.

Table 3
Groundwater Analytical Data
February 2013 through November 2020

Location ID Sample ID Sample Date SDG	GWPC	SWPC	MW-N22 MW-N22-012020-1 1/20/2020 20A0896	MW-N22 MW-N22-040820-1 4/8/2020 20D0340	MW-N22 MW-N22-071020-1 7/10/2020 20G0456	MW-N22 MW-N22-110920-1 11/9/2020 20K0376	MW-P11 MW-P11-021313-1 2/13/2013 SB64588	MW-P11 MW-P11-051413-1 5/14/2013 SB69540	MW-P11 MW-P11-08202013-1 8/20/2013 SB75322	MW-P11 MW-P11-11122013-1 11/12/2013 SB80164	MW-P11 MW-P11-04182014-1 4/18/2014 SB87951	MW-P11 MW-P11-092514-1 9/25/2014 14090859	MW-P11 MW-P11-121714-1 12/17/2014 14120417	MW-P11 MW-P11-071415-1 7/14/2015 15070370	MW-P11 MW-P11-102715 10/27/2015 15100668	MW-P11 MW-P11-011216 1/12/2016 16010232
CT ETPH (mg/l)																
Aliphatic Hydrocarbons (ETPH) C9-C36	**0.25**	*0.25*	< 0.14	< 0.14	< 0.15	< 0.14	< 0.2	< 0.2	< 0.2	< 0.2	< 0.2	NA	NA	NA	NA	NA
Total Petroleum Hydrocarbons	**0.25**	*0.25*	NA	NA	NA	NA	< 0.2	< 0.2	< 0.2	< 0.2	< 0.2	NA	NA	NA	NA	NA
Unidentified	NE	NE	NA	NA	NA	NA	< 0.2	< 0.2	< 0.2	< 0.2	< 0.2	NA	NA	NA	NA	NA
VOCs (ug/l)																
1,2,4-Trimethylbenzene	*5*	*49*	NA	NA	NA	NA	< 1.00	< 1.00	< 1.00	< 1.00	< 1.00	NA	NA	NA	NA	NA
Acetone	700	*10000*	NA	NA	NA	NA	< 10.0	< 10.0	< 10.0	< 10.0	< 10.0	NA	NA	NA	NA	NA
Chloroform	**6**	14100	NA	NA	NA	NA	< 1.00	< 1.00	< 1.00	< 1.00	< 1.00	NA	NA	NA	NA	NA
Chloromethane	*18*	*10000*	NA	NA	NA	NA	< 2.00	< 2.00	< 2.00	< 2.00	< 2.00	NA	NA	NA	NA	NA
Methyl Tert Butyl Ether (MTBE)	70	*10000*	NA	NA	NA	NA	< 1.00	< 1.00	< 1.00	< 1.00	< 1.00	NA	NA	NA	NA	NA
Naphthalene	280	*210*	NA	NA	NA	NA	< 1.00	< 1.00	< 1.00	< 1.00	< 1.00	NA	NA	NA	NA	NA
p-Isopropyltoluene	*25*	*200*	NA	NA	NA	NA	< 1.00	< 1.00	< 1.00	< 1.00	< 1.00	NA	NA	NA	NA	NA
Tetrachloroethylene	5	88	NA	NA	NA	NA	< 1.00	< 1.00	< 1.00	< 1.00	< 1.00	NA	NA	NA	NA	NA
Tetrahydrofuran	*4*	*9600*	NA	NA	NA	NA	< 2.00	< 2.00	< 2.00	< 2.00	< 2.00	NA	NA	NA	NA	NA
Toluene	1000	4000000	NA	NA	NA	NA	< 1.00	< 1.00	< 1.00	< 1.00	< 1.00	NA	NA	NA	NA	NA
Trichloroethene	5	2340	NA	NA	NA	NA	< 1.00	< 1.00	< 1.00	< 1.00	< 1.00	NA	NA	NA	NA	NA
SVOCs (ug/l)																
2-Methylnaphthalene	*28*	*62*	< 0.98	< 0.97	< 0.95	< 0.97	NA	NA	NA	NA	NA	NA	NA	NA	NA	NA
Acenaphthene	*420*	*150*	< 0.29	< 0.29	< 0.28	< 0.29	NA	NA	NA	NA	NA	NA	NA	NA	NA	NA
Acenaphthylene	420	**0.3**	< 0.20	< 0.19	< 0.19	< 0.19	NA	NA	NA	NA	NA	NA	NA	NA	NA	NA
Anthracene	2000	1100000	< 0.20	< 0.19	< 0.19	< 0.19	NA	NA	NA	NA	NA	NA	NA	NA	NA	NA
Benzo(a)anthracene	**0.06**	**0.3**	< 0.049	< 0.049	< 0.047	< 0.049	NA	NA	NA	NA	NA	NA	NA	NA	NA	NA
Benzo(a)pyrene	**0.2**	**0.3**	< 0.098	< 0.097	< 0.095	< 0.097	NA	NA	NA	NA	NA	NA	NA	NA	NA	NA
Benzo(b)fluoranthene	**0.08**	**0.3**	< 0.049	< 0.049	< 0.047	< 0.049	NA	NA	NA	NA	NA	NA	NA	NA	NA	NA
Benzo(g,h,i)perylene	*0.48*	*150*	< 0.49	< 0.49	< 0.47	< 0.49	NA	NA	NA	NA	NA	NA	NA	NA	NA	NA
Benzo(k)fluoranthene	**0.5**	**0.3**	< 0.20	< 0.19	< 0.19	< 0.19	NA	NA	NA	NA	NA	NA	NA	NA	NA	NA
Chrysene	*4.8*	*0.54*	< 0.20	< 0.19	< 0.19	< 0.19	NA	NA	NA	NA	NA	NA	NA	NA	NA	NA
Dibenzo(a,h)anthracene	*0.1*	*0.3*	< 0.098	< 0.097	< 0.095	< 0.097	NA	NA	NA	NA	NA	NA	NA	NA	NA	NA
Fluoranthene	280	3700	< 0.49	< 0.49	< 0.47	< 0.49	NA	NA	NA	NA	NA	NA	NA	NA	NA	NA
Fluorene	280	140000	< 0.98	< 0.97	< 0.95	< 0.97	NA	NA	NA	NA	NA	NA	NA	NA	NA	NA
Indeno(1,2,3-cd)pyrene	*0.1*	*0.54*	< 0.098	< 0.097	< 0.095	< 0.097	NA	NA	NA	NA	NA	NA	NA	NA	NA	NA
Naphthalene	280	*210*	< 0.98	< 0.97	< 0.95	< 0.97	NA	NA	NA	NA	NA	NA	NA	NA	NA	NA
Phenanthrene	200	**0.077**	< 0.049	< 0.049	< 0.047	< 0.049	NA	NA	NA	NA	NA	NA	NA	NA	NA	NA
Pyrene	200	110000	< 0.98	< 0.97	< 0.95	< 0.97	NA	NA	NA	NA	NA	NA	NA	NA	NA	NA
SVOC-SIMs (ug/l)																
1-Methylnaphthalene	*5*	*61*	NA	NA	NA	NA	< 0.050	< 0.050	< 0.050	< 0.050	< 0.050	NA	NA	NA	NA	NA
2-Methylnaphthalene	*28*	*62*	NA	NA	NA	NA	< 0.050	< 0.050	< 0.050	< 0.050	< 0.050	NA	NA	NA	NA	NA
Acenaphthene	*420*	*150*	NA	NA	NA	NA	< 0.050	< 0.050	< 0.050	< 0.050	< 0.050	NA	NA	NA	NA	NA
Acenaphthylene	420	0.3	NA	NA	NA	NA	< 0.050	< 0.050	< 0.050	< 0.050	< 0.050	NA	NA	NA	NA	NA
Anthracene	2000	1100000	NA	NA	NA	NA	< 0.050	< 0.050	< 0.050	< 0.050	< 0.050	NA	NA	NA	NA	NA
Benzo(a)anthracene	**0.06**	0.3	NA	NA	NA	NA	< 0.050	< 0.050	< 0.050	< 0.050	< 0.050	NA	NA	NA	NA	NA
Benzo(a)pyrene	0.2	0.3	NA	NA	NA	NA	< 0.050	< 0.050	< 0.050	< 0.050	< 0.050	NA	NA	NA	NA	NA
Benzo(b)fluoranthene	**0.08**	0.3	NA	NA	NA	NA	< 0.050	< 0.050	< 0.050	< 0.050	< 0.050	NA	NA	NA	NA	NA
Benzo(g,h,i)perylene	*0.48*	*150*	NA	NA	NA	NA	< 0.050	< 0.050	< 0.050	< 0.050	< 0.050	NA	NA	NA	NA	NA
Benzo(k)fluoranthene	0.5	0.3	NA	NA	NA	NA	< 0.050	< 0.050	< 0.050	< 0.050	< 0.050	NA	NA	NA	NA	NA
Chrysene	*4.8*	*0.54*	NA	NA	NA	NA	< 0.050	< 0.050	< 0.050	< 0.050	< 0.050	NA	NA	NA	NA	NA
Dibenzo(a,h)anthracene	*0.1*	*0.3*	NA	NA	NA	NA	< 0.050	< 0.050	< 0.050	< 0.050	< 0.050	NA	NA	NA	NA	NA
Fluoranthene	280	3700	NA	NA	NA	NA	< 0.050	< 0.050	< 0.050	< 0.050	< 0.050	NA	NA	NA	NA	NA
Fluorene	280	140000	NA	NA	NA	NA	< 0.050	< 0.050	< 0.050	< 0.050	< 0.050	NA	NA	NA	NA	NA
Indeno(1,2,3-cd)pyrene	*0.1*	*0.54*	NA	NA	NA	NA	< 0.050	< 0.050	< 0.050	< 0.050	< 0.050	NA	NA	NA	NA	NA
Naphthalene	280	*210*	NA	NA	NA	NA	< 0.050	< 0.050	< 0.050	< 0.050	< 0.050	NA	NA	NA	NA	NA
Phenanthrene	200	**0.077**	NA	NA	NA	NA	< 0.050	< 0.050	< 0.050	< 0.050	< 0.050	NA	NA	NA	NA	NA
Pyrene	200	110000	NA	NA	NA	NA	< 0.050	< 0.050	< 0.050	< 0.050	< 0.050	NA	NA	NA	NA	NA
Total Metals (mg/l)																
Antimony	**0.006**	86	< 0.0010	< 0.0010	< 0.0010	< 0.0010	< 0.0060	< 0.0060	< 0.0060	< 0.0060	< 0.0060	NA	NA	NA	NA	NA
Arsenic	**0.05**	**0.004**	< 0.00080	< 0.00080	< 0.00080	< 0.00080	< 0.0040	< 0.0040	< 0.0040	< 0.0040	< 0.0040	NA	NA	NA	NA	NA
Barium	**1**	**2.2**	**0.082**	**0.082**	**0.094**	**0.069**	**0.0766**	**0.0935**	**0.0975**	**0.108**	**0.133**	NA	NA	NA	NA	NA
Beryllium	**0.004**	**0.004**	< 0.00040	< 0.00040	< 0.00040	< 0.00040	< 0.0020	< 0.0020	< 0.0020	< 0.0020	< 0.0020	NA	NA	NA	NA	NA
Cadmium	0.005	0.006	< 0.00020	< 0.00020	< 0.00020	< 0.00020	< 0.0025	< 0.0025	< 0.0025	< 0.0025	< 0.0025	NA	NA	NA	NA	NA
Calcium	NE	NE	NA	NA	NA	NA	**74.4**	**39.7**	**43.7**	**38.1**	NA	NA	NA	NA	NA	NA
Chromium	**0.05**	NE	< 0.0010	**0.0015**	< 0.0010	**0.0017**	< 0.0050	< 0.0050	< 0.0050	< 0.0050	< 0.0050	NA	NA	NA	NA	NA
Cobalt	NE	NE	NA	NA	NA	NA	NA	NA	NA	NA	NA	NA	NA	NA	NA	NA
Copper	1.3	**0.048**	< 0.0010	**0.0013**	**0.0023**	**0.0021**	< 0.0050	< 0.0050	< 0.0050	< 0.0050	< 0.0050	NA	NA	NA	NA	NA
Iron	NE	*10*	NA	NA	NA	NA	**0.0546**	**0.318**	**2.06**	**1.61**	NA	NA	NA	NA	NA	NA
Lead	**0.015**	**0.013**	< 0.00050	< 0.00050	< 0.00050	< 0.00050	< 0.0075	< 0.0075	< 0.0075	< 0.0075	< 0.0075	NA	NA	NA	NA	NA
Magnesium	NE	NE	NA	NA	NA	NA	**17.5**	**15.9**	**16.0**	**15.8**	NA	NA	NA	NA	NA	NA
Manganese	*0.5*	*0.93*	NA	NA	NA	NA	**0.630**	**0.984**	**0.898**	**0.990**	NA	NA	NA	NA	NA	NA
Mercury	0.002	0.0004	< 0.00010	< 0.00010	< 0.00010	< 0.00010	< 0.00020	< 0.00020	< 0.00020	< 0.00020	< 0.00020	NA	NA	NA	NA	NA
Nickel	**0.1**	**0.88**	< 0.0050	< 0.0050	< 0.0050	< 0.0050	< 0.0050	< 0.0050	**0.0106**	< 0.0050	**0.0120**	NA	NA	NA	NA	NA
Potassium	NE	NE	NA	NA	NA	NA	**5.15**	**4.90**	**5.41**	**5.77**	NA	NA	NA	NA	NA	NA
Selenium	0.05	0.05	< 0.0050	< 0.0050	< 0.0050	< 0.0050	< 0.0150	< 0.0150	< 0.0150	< 0.0150	< 0.0150	NA	NA	NA	NA	NA
Silver	0.036	0.012	< 0.00020	< 0.00020	< 0.00020	< 0.00020	< 0.0050	< 0.0050	< 0.0050	< 0.0050	< 0.0050	NA	NA	NA	NA	NA
Sodium	NE	NE	NA	NA	NA	NA	**12.1**	**11.7**	**12.8**	**11.5**	NA	NA	NA	NA	NA	NA
Thallium	**0.005**	0.063	< 0.00020	< 0.00020	< 0.00020	< 0.00020	< 0.0050	< 0.0050	< 0.0050	< 0.0050	< 0.0050	NA	NA	NA	NA	NA
Vanadium	**0.05**	*0.27*	< 0.0050	< 0.0050	< 0.0050	< 0.0050	< 0.0050	< 0.0050	< 0.0050	< 0.0050	< 0.0050	NA	NA	NA	NA	NA
Zinc	**5**	**0.123**	< 0.01	< 0.01	< 0.01	< 0.01	**0.0150**	< 0.0050	< 0.0050	**0.0207**	< 0.0050	NA	NA	NA	NA	NA

Table 3
Groundwater Analytical Data
February 2013 through November 2020

Location ID Sample ID Sample Date SDG	GWPC	SWPC	MW-N22 MW-N22-012020-1 1/20/2020 20A0896	MW-N22 MW-N22-040820-1 4/8/2020 20D0340	MW-N22 MW-N22-071020-1 7/10/2020 20G0456	MW-N22 MW-N22-110920-1 11/9/2020 20K0376	MW-P11 MW-P11-021313-1 2/13/2013 SB64588	MW-P11 MW-P11-051413-1 5/14/2013 SB69540	MW-P11 MW-P11-08202013-1 8/20/2013 SB75322	MW-P11 MW-P11-11122013-1 11/12/2013 SB80164	MW-P11 MW-P11-04182014-1 4/18/2014 SB87951	MW-P11 MW-P11-092514-1 9/25/2014 14090859	MW-P11 MW-P11-121714-1 12/17/2014 14120417	MW-P11 MW-P11-071415-1 7/14/2015 15070370	MW-P11 MW-P11-102715 10/27/2015 15100668	MW-P11 MW-P11-011216 1/12/2016 16010232
PCBs (ug/l)																
Aroclor 1016	NE	NE	NA	NA	NA	NA	NA	NA	NA	NA	NA	NA	NA	NA	NA	NA
Aroclor 1221	NE	NE	NA	NA	NA	NA	NA	NA	NA	NA	NA	NA	NA	NA	NA	NA
Aroclor 1232	NE	NE	NA	NA	NA	NA	NA	NA	NA	NA	NA	NA	NA	NA	NA	NA
Aroclor 1242	NE	NE	NA	NA	NA	NA	NA	NA	NA	NA	NA	NA	NA	NA	NA	NA
Aroclor 1248	NE	NE	NA	NA	NA	NA	NA	NA	NA	NA	NA	NA	NA	NA	NA	NA
Aroclor 1254	NE	NE	NA	NA	NA	NA	NA	NA	NA	NA	NA	NA	NA	NA	NA	NA
Aroclor 1260	NE	NE	NA	NA	NA	NA	NA	NA	NA	NA	NA	NA	NA	NA	NA	NA
Aroclor 1262	NE	NE	NA	NA	NA	NA	NA	NA	NA	NA	NA	NA	NA	NA	NA	NA
Aroclor 1268	NE	NE	NA	NA	NA	NA	NA	NA	NA	NA	NA	NA	NA	NA	NA	NA
Total PCB Aroclors	0.5	0.5	NA	NA	NA	NA	NA	NA	NA	NA	NA	NA	NA	NA	NA	NA
Pesticides (ug/l)																
Total Pesticides	NE	NE	NA	NA	NA	NA	NA	NA	NA	NA	NA	NA	NA	NA	NA	NA
Herbicides (ug/l)																
Total Herbicides	NE	NE	NA	NA	NA	NA	NA	NA	NA	NA	NA	NA	NA	NA	NA	NA
PCB Homologs (ug/l)																
Decachlorobiphenyl (PCB-209)	NE	NE	< 0.0048	< 0.0049	< 0.0050	< 0.0049	< 0.025	< 0.025	< 0.025	< 0.025	< 0.025	< 0.025	< 0.025	< 0.025	< 0.025	< 0.025
Dichlorobiphenyl	NE	NE	< 0.00096	< 0.00098	< 0.0010	< 0.00097	< 0.005	< 0.005	< 0.005	< 0.005	< 0.005	< 0.005	< 0.005	< 0.005	< 0.005	< 0.005
Heptachlorobiphenyl	NE	NE	< 0.0029	< 0.0029	< 0.0030	< 0.0029	< 0.015	< 0.015	< 0.015	< 0.015	< 0.015	< 0.015	< 0.015	< 0.015	< 0.015	< 0.015
Hexachlorobiphenyl	NE	NE	< 0.0019	< 0.0020	< 0.0020	< 0.0019	< 0.01	< 0.01	< 0.01	< 0.01	< 0.01	< 0.01	< 0.01	< 0.01	< 0.01	< 0.01
Monochlorobiphenyl	NE	NE	< 0.00096	< 0.00098	< 0.0010	< 0.00097	< 0.005	< 0.005	< 0.005	< 0.005	< 0.005	< 0.005	< 0.005	< 0.005	< 0.005	< 0.005
Nonachlorobiphenyl	NE	NE	< 0.0048	< 0.0049	< 0.0050	< 0.0049	< 0.025	< 0.025	< 0.025	< 0.025	< 0.025	< 0.025	< 0.025	< 0.025	< 0.025	< 0.025
Octachlorobiphenyl	NE	NE	< 0.0029	< 0.0029	< 0.0030	< 0.0029	< 0.015	< 0.015	< 0.015	< 0.015	< 0.015	< 0.015	< 0.015	< 0.015	< 0.015	< 0.015
Pentachlorobiphenyl	NE	NE	< 0.0019	< 0.0020	< 0.0020	< 0.0019	< 0.01	< 0.01	< 0.01	< 0.01	< 0.01	< 0.01	< 0.01	< 0.01	< 0.01	< 0.01
Tetrachlorobiphenyl	NE	NE	< 0.0019	< 0.0020	< 0.0020	< 0.0019	< 0.01	< 0.01	< 0.01	< 0.01	< 0.01	< 0.01	< 0.01	< 0.01	< 0.01	< 0.01
Trichlorobiphenyl	NE	NE	< 0.0019	< 0.0020	< 0.0020	< 0.0019	< 0.005	< 0.005	< 0.005	< 0.005	< 0.005	< 0.005	< 0.005	< 0.005	< 0.005	< 0.005
Total PCB Homologues	**0.5**	**0.5**	< 0.0048	< 0.0049	< 0.0050	< 0.0049	< 0.025	< 0.025	< 0.025	< 0.025	< 0.025	< 0.025	< 0.025	< 0.025	< 0.025	< 0.025

Notes:
This is a summary table. Only detected compounds are presented.
Bold = Detected above reporting limit
GWPC = Ground water protection criteria
SWPC = Surface water protection criteria
Orange highlighted cells exceed GWPC
Yellow highlighted cells exceed SWPC
Italicized criteria indicate that criteria value is from CTDEEP Recommended Criteria Values for Common Additional Polluting Substances and Alternative Criteria Requests (September 2018)
<0.01 = Not detected above the specified laboratory reporting limit
NE = Criteriion has not been established
NA = Not analyzed for specific constituent
ug/L = microgram per liter
mg/L = milligram per Liter
(1) 0.1 mg/l is the current recommended screening criteria and requires CTDEEP approval to implement. 0.25 mg/l is the proposed GWPC.
(2) 100 ug/l is the promulgated GWPC. 70 ug/l is the Drinking Water Action Level set by the Connecticut Department of Public Health.

Table 3
Groundwater Analytical Data
February 2013 through November 2020

Location ID Sample ID Sample Date SDG	GWPC	SWPC	MW-P11 MW-P11-041316 4/13/2016 16040311	MW-P11 MW-P11-082516 8/25/2016 16080629	MW-P11 MW-P11-122116-1 12/21/2016 16L1029	MW-P11 MW-P11-20170411-1 4/11/2017 17D0409	MW-P11 MW-P11-081517-1 8/15/2017 17H0897	MW-P11 MW-P11-111517-1 11/15/2017 17K0912	MW-P11 MW-P11-030618-1 3/6/2018 18C0227	MW-P11 MW-P11-062818-1 6/28/2018 18F1460	MW-P11 MW-P11-092518-1 9/25/2018 18I1109	MW-P11 MW-P11-121318-1 12/13/2018 18L0663	MW-P11 MW-P11-012020-1 1/20/2020 20A0896	MW-P11 MW-P11-040720-1 4/7/2020 20D0295	MW-P11 MW-P11-070820-1 7/8/2020 20G0356	MW-P11 MW-P11-110620-1 11/6/2020 20K0339
CT ETPH (mg/l)																
Aliphatic Hydrocarbons (ETPH) C9-C36	**0.25**	*0.25*	NA	NA	NA	NA	NA	NA	NA	NA	NA	NA	NA	NA	NA	NA
Total Petroleum Hydrocarbons	**0.25**	*0.25*	NA	NA	NA	NA	NA	NA	NA	NA	NA	NA	NA	NA	NA	NA
Unidentified	NE	NE	NA	NA	NA	NA	NA	NA	NA	NA	NA	NA	NA	NA	NA	NA
VOCs (ug/l)																
1,2,4-Trimethylbenzene	*5*	*49*	NA	NA	NA	NA	NA	NA	NA	NA	NA	NA	NA	NA	NA	NA
Acetone	700	*10000*	NA	NA	NA	NA	NA	NA	NA	NA	NA	NA	NA	NA	NA	NA
Chloroform	**6**	14100	NA	NA	NA	NA	NA	NA	NA	NA	NA	NA	NA	NA	NA	NA
Chloromethane	*18*	*10000*	NA	NA	NA	NA	NA	NA	NA	NA	NA	NA	NA	NA	NA	NA
Methyl Tert Butyl Ether (MTBE)	70	*10000*	NA	NA	NA	NA	NA	NA	NA	NA	NA	NA	NA	NA	NA	NA
Naphthalene	280	*210*	NA	NA	NA	NA	NA	NA	NA	NA	NA	NA	NA	NA	NA	NA
p-Isopropyltoluene	*25*	*200*	NA	NA	NA	NA	NA	NA	NA	NA	NA	NA	NA	NA	NA	NA
Tetrachloroethylene	5	88	NA	NA	NA	NA	NA	NA	NA	NA	NA	NA	NA	NA	NA	NA
Tetrahydrofuran	*4*	*9600*	NA	NA	NA	NA	NA	NA	NA	NA	NA	NA	NA	NA	NA	NA
Toluene	1000	4000000	NA	NA	NA	NA	NA	NA	NA	NA	NA	NA	NA	NA	NA	NA
Trichloroethene	5	2340	NA	NA	NA	NA	NA	NA	NA	NA	NA	NA	NA	NA	NA	NA
SVOCs (ug/l)																
2-Methylnaphthalene	*28*	*62*	NA	NA	NA	NA	NA	NA	NA	NA	NA	NA	NA	NA	NA	NA
Acenaphthene	*420*	*150*	NA	NA	NA	NA	NA	NA	NA	NA	NA	NA	NA	NA	NA	NA
Acenaphthylene	420	**0.3**	NA	NA	NA	NA	NA	NA	NA	NA	NA	NA	NA	NA	NA	NA
Anthracene	2000	1100000	NA	NA	NA	NA	NA	NA	NA	NA	NA	NA	NA	NA	NA	NA
Benzo(a)anthracene	**0.06**	**0.3**	NA	NA	NA	NA	NA	NA	NA	NA	NA	NA	NA	NA	NA	NA
Benzo(a)pyrene	**0.2**	**0.3**	NA	NA	NA	NA	NA	NA	NA	NA	NA	NA	NA	NA	NA	NA
Benzo(b)fluoranthene	**0.08**	**0.3**	NA	NA	NA	NA	NA	NA	NA	NA	NA	NA	NA	NA	NA	NA
Benzo(g,h,i)perylene	*0.48*	*150*	NA	NA	NA	NA	NA	NA	NA	NA	NA	NA	NA	NA	NA	NA
Benzo(k)fluoranthene	**0.5**	**0.3**	NA	NA	NA	NA	NA	NA	NA	NA	NA	NA	NA	NA	NA	NA
Chrysene	*4.8*	*0.54*	NA	NA	NA	NA	NA	NA	NA	NA	NA	NA	NA	NA	NA	NA
Dibenzo(a,h)anthracene	*0.1*	*0.3*	NA	NA	NA	NA	NA	NA	NA	NA	NA	NA	NA	NA	NA	NA
Fluoranthene	280	3700	NA	NA	NA	NA	NA	NA	NA	NA	NA	NA	NA	NA	NA	NA
Fluorene	280	140000	NA	NA	NA	NA	NA	NA	NA	NA	NA	NA	NA	NA	NA	NA
Indeno(1,2,3-cd)pyrene	*0.1*	*0.54*	NA	NA	NA	NA	NA	NA	NA	NA	NA	NA	NA	NA	NA	NA
Naphthalene	280	*210*	NA	NA	NA	NA	NA	NA	NA	NA	NA	NA	NA	NA	NA	NA
Phenanthrene	200	**0.077**	NA	NA	NA	NA	NA	NA	NA	NA	NA	NA	NA	NA	NA	NA
Pyrene	200	110000	NA	NA	NA	NA	NA	NA	NA	NA	NA	NA	NA	NA	NA	NA
SVOC-SIMs (ug/l)																
1-Methylnaphthalene	*5*	*61*	NA	NA	NA	NA	NA	NA	NA	NA	NA	NA	NA	NA	NA	NA
2-Methylnaphthalene	*28*	*62*	NA	NA	NA	NA	NA	NA	NA	NA	NA	NA	NA	NA	NA	NA
Acenaphthene	*420*	*150*	NA	NA	NA	NA	NA	NA	NA	NA	NA	NA	NA	NA	NA	NA
Acenaphthylene	420	0.3	NA	NA	NA	NA	NA	NA	NA	NA	NA	NA	NA	NA	NA	NA
Anthracene	2000	1100000	NA	NA	NA	NA	NA	NA	NA	NA	NA	NA	NA	NA	NA	NA
Benzo(a)anthracene	**0.06**	0.3	NA	NA	NA	NA	NA	NA	NA	NA	NA	NA	NA	NA	NA	NA
Benzo(a)pyrene	0.2	0.3	NA	NA	NA	NA	NA	NA	NA	NA	NA	NA	NA	NA	NA	NA
Benzo(b)fluoranthene	**0.08**	0.3	NA	NA	NA	NA	NA	NA	NA	NA	NA	NA	NA	NA	NA	NA
Benzo(g,h,i)perylene	*0.48*	*150*	NA	NA	NA	NA	NA	NA	NA	NA	NA	NA	NA	NA	NA	NA
Benzo(k)fluoranthene	0.5	0.3	NA	NA	NA	NA	NA	NA	NA	NA	NA	NA	NA	NA	NA	NA
Chrysene	*4.8*	*0.54*	NA	NA	NA	NA	NA	NA	NA	NA	NA	NA	NA	NA	NA	NA
Dibenzo(a,h)anthracene	*0.1*	*0.3*	NA	NA	NA	NA	NA	NA	NA	NA	NA	NA	NA	NA	NA	NA
Fluoranthene	280	3700	NA	NA	NA	NA	NA	NA	NA	NA	NA	NA	NA	NA	NA	NA
Fluorene	280	140000	NA	NA	NA	NA	NA	NA	NA	NA	NA	NA	NA	NA	NA	NA
Indeno(1,2,3-cd)pyrene	*0.1*	*0.54*	NA	NA	NA	NA	NA	NA	NA	NA	NA	NA	NA	NA	NA	NA
Naphthalene	280	*210*	NA	NA	NA	NA	NA	NA	NA	NA	NA	NA	NA	NA	NA	NA
Phenanthrene	200	**0.077**	NA	NA	NA	NA	NA	NA	NA	NA	NA	NA	NA	NA	NA	NA
Pyrene	200	110000	NA	NA	NA	NA	NA	NA	NA	NA	NA	NA	NA	NA	NA	NA
Total Metals (mg/l)																
Antimony	**0.006**	86	NA	NA	NA	NA	NA	NA	NA	NA	NA	NA	NA	NA	NA	NA
Arsenic	**0.05**	**0.004**	NA	NA	NA	NA	NA	NA	NA	NA	NA	NA	NA	NA	NA	NA
Barium	**1**	**2.2**	NA	NA	NA	NA	NA	NA	NA	NA	NA	NA	NA	NA	NA	NA
Beryllium	**0.004**	**0.004**	NA	NA	NA	NA	NA	NA	NA	NA	NA	NA	NA	NA	NA	NA
Cadmium	0.005	0.006	NA	NA	NA	NA	NA	NA	NA	NA	NA	NA	NA	NA	NA	NA
Calcium	NE	NE	NA	NA	NA	NA	NA	NA	NA	NA	NA	NA	NA	NA	NA	NA
Chromium	**0.05**	NE	NA	NA	NA	NA	NA	NA	NA	NA	NA	NA	NA	NA	NA	NA
Cobalt	NE	NE	NA	NA	NA	NA	NA	NA	NA	NA	NA	NA	NA	NA	NA	NA
Copper	1.3	**0.048**	NA	NA	NA	NA	NA	NA	NA	NA	NA	NA	NA	NA	NA	NA
Iron	NE	*10*	NA	NA	NA	NA	NA	NA	NA	NA	NA	NA	NA	NA	NA	NA
Lead	**0.015**	**0.013**	NA	NA	NA	NA	NA	NA	NA	NA	NA	NA	NA	NA	NA	NA
Magnesium	NE	NE	NA	NA	NA	NA	NA	NA	NA	NA	NA	NA	NA	NA	NA	NA
Manganese	*0.5*	*0.93*	NA	NA	NA	NA	NA	NA	NA	NA	NA	NA	NA	NA	NA	NA
Mercury	0.002	0.0004	NA	NA	NA	NA	NA	NA	NA	NA	NA	NA	NA	NA	NA	NA
Nickel	**0.1**	**0.88**	NA	NA	NA	NA	NA	NA	NA	NA	NA	NA	NA	NA	NA	NA
Potassium	NE	NE	NA	NA	NA	NA	NA	NA	NA	NA	NA	NA	NA	NA	NA	NA
Selenium	0.05	0.05	NA	NA	NA	NA	NA	NA	NA	NA	NA	NA	NA	NA	NA	NA
Silver	0.036	0.012	NA	NA	NA	NA	NA	NA	NA	NA	NA	NA	NA	NA	NA	NA
Sodium	NE	NE	NA	NA	NA	NA	NA	NA	NA	NA	NA	NA	NA	NA	NA	NA
Thallium	**0.005**	0.063	NA	NA	NA	NA	NA	NA	NA	NA	NA	NA	NA	NA	NA	NA
Vanadium	**0.05**	*0.27*	NA	NA	NA	NA	NA	NA	NA	NA	NA	NA	NA	NA	NA	NA
Zinc	**5**	**0.123**	NA	NA	NA	NA	NA	NA	NA	NA	NA	NA	NA	NA	NA	NA

Table 3
Groundwater Analytical Data
February 2013 through November 2020

Location ID Sample ID Sample Date SDG	GWPC	SWPC	MW-P11 MW-P11-041316 4/13/2016 16040311	MW-P11 MW-P11-082516 8/25/2016 16080629	MW-P11 MW-P11-122116-1 12/21/2016 16L1029	MW-P11 MW-P11-20170411-1 4/11/2017 17D0409	MW-P11 MW-P11-081517-1 8/15/2017 17H0897	MW-P11 MW-P11-111517-1 11/15/2017 17K0912	MW-P11 MW-P11-030618-1 3/6/2018 18C0227	MW-P11 MW-P11-062818-1 6/28/2018 18F1460	MW-P11 MW-P11-092518-1 9/25/2018 18I1109	MW-P11 MW-P11-121318-1 12/13/2018 18L0663	MW-P11 MW-P11-012020-1 1/20/2020 20A0896	MW-P11 MW-P11-040720-1 4/7/2020 20D0295	MW-P11 MW-P11-070820-1 7/8/2020 20G0356	MW-P11 MW-P11-110620-1 11/6/2020 20K0339
PCBs (ug/l)																
Aroclor 1016	NE	NE	NA	NA	NA	NA	NA	NA	NA	NA	NA	NA	NA	NA	NA	NA
Aroclor 1221	NE	NE	NA	NA	NA	NA	NA	NA	NA	NA	NA	NA	NA	NA	NA	NA
Aroclor 1232	NE	NE	NA	NA	NA	NA	NA	NA	NA	NA	NA	NA	NA	NA	NA	NA
Aroclor 1242	NE	NE	NA	NA	NA	NA	NA	NA	NA	NA	NA	NA	NA	NA	NA	NA
Aroclor 1248	NE	NE	NA	NA	NA	NA	NA	NA	NA	NA	NA	NA	NA	NA	NA	NA
Aroclor 1254	NE	NE	NA	NA	NA	NA	NA	NA	NA	NA	NA	NA	NA	NA	NA	NA
Aroclor 1260	NE	NE	NA	NA	NA	NA	NA	NA	NA	NA	NA	NA	NA	NA	NA	NA
Aroclor 1262	NE	NE	NA	NA	NA	NA	NA	NA	NA	NA	NA	NA	NA	NA	NA	NA
Aroclor 1268	NE	NE	NA	NA	NA	NA	NA	NA	NA	NA	NA	NA	NA	NA	NA	NA
Total PCB Aroclors	0.5	0.5	NA	NA	NA	NA	NA	NA	NA	NA	NA	NA	NA	NA	NA	NA
Pesticides (ug/l)																
Total Pesticides	NE	NE	NA	NA	NA	NA	NA	NA	NA	NA	NA	NA	NA	NA	NA	NA
Herbicides (ug/l)																
Total Herbicides	NE	NE	NA	NA	NA	NA	NA	NA	NA	NA	NA	NA	NA	NA	NA	NA
PCB Homologs (ug/l)																
Decachlorobiphenyl (PCB-209)	NE	NE	< 0.0275	< 0.025	< 0.0050	< 0.0053	< 0.0050 UJ	< 0.0052	< 0.0049	< 0.0052	< 0.0047	< 0.0052	< 0.0048	< 0.0050	< 0.0049	< 0.0054
Dichlorobiphenyl	NE	NE	< 0.0055	< 0.005	< 0.0010	< 0.0011	< 0.0010 UJ	< 0.0010	< 0.00098	**0.0030**	< 0.00094	< 0.0010	< 0.00096	< 0.00099	< 0.00098	< 0.0011
Heptachlorobiphenyl	NE	NE	< 0.0165	< 0.015	< 0.0030	< 0.0032	< 0.0030 UJ	< 0.0031	< 0.0029	< 0.0031	< 0.0028	< 0.0031	< 0.0029	< 0.0030	< 0.0029	< 0.0032
Hexachlorobiphenyl	NE	NE	< 0.011	< 0.01	< 0.0020	< 0.0021	< 0.0020 UJ	< 0.0021	< 0.0020	< 0.0021	< 0.0019	< 0.0021	< 0.0019	< 0.0020	< 0.0020	< 0.0022
Monochlorobiphenyl	NE	NE	< 0.0055	< 0.005	< 0.0010	< 0.0011	< 0.0010 UJ	**0.0020**	< 0.00098	**0.0013**	< 0.00094	< 0.0010	**0.0011**	< 0.00099	< 0.00098	< 0.0011
Nonachlorobiphenyl	NE	NE	< 0.0275	< 0.025	< 0.0050	< 0.0053	< 0.0050 UJ	< 0.0052	< 0.0049	< 0.0052	< 0.0047	< 0.0052	< 0.0048	< 0.0050	< 0.0049	< 0.0054
Octachlorobiphenyl	NE	NE	< 0.0165	< 0.015	< 0.0030	< 0.0032	< 0.0030 UJ	< 0.0031	< 0.0029	< 0.0031	< 0.0028	< 0.0031	< 0.0029	< 0.0030	< 0.0029	< 0.0032
Pentachlorobiphenyl	NE	NE	< 0.011	< 0.01	< 0.0020	< 0.0021	< 0.0020 UJ	< 0.0021	< 0.0020	< 0.0021	< 0.0019	< 0.0021	< 0.0019	< 0.0020	< 0.0020	< 0.0022
Tetrachlorobiphenyl	NE	NE	< 0.011	< 0.01	< 0.0020	< 0.0021	< 0.0020 UJ	< 0.0021	< 0.0020	< 0.0021	< 0.0019	< 0.0021	< 0.0019	< 0.0020	< 0.0020	< 0.0022
Trichlorobiphenyl	NE	NE	< 0.0055	< 0.005	< 0.0010	< 0.0011	< 0.0010 UJ	< 0.0010	< 0.00098	< 0.0010	< 0.00094	< 0.0010	< 0.0019	< 0.0020	< 0.0020	< 0.0022
Total PCB Homologues	**0.5**	**0.5**	< 0.0275	< 0.025	< 0.0050	< 0.0053	< 0.0050 UJ	**0.002**	< 0.0049	**0.0043**	ND	ND	**0.0011**	< 0.0050	< 0.0049	ND

Notes:
This is a summary table. Only detected compounds are presented.
Bold = Detected above reporting limit
GWPC = Ground water protection criteria
SWPC = Surface water protection criteria
Orange highlighted cells exceed GWPC
Yellow highlighted cells exceed SWPC
Italicized criteria indicate that criteria value is from CTDEEP Recommended Criteria Values for Common Additional Polluting Substances and Alternative Criteria Requests (September 2018)
<0.01 = Not detected above the specified laboratory reporting limit
NE = Criteriion has not been established
NA = Not analyzed for specific constituent
ug/L = microgram per liter
mg/L = milligram per Liter
(1) 0.1 mg/l is the current recommended screening criteria and requires CTDEEP approval to implement. 0.25 mg/l is the proposed GWPC.
(2) 100 ug/l is the promulgated GWPC. 70 ug/l is the Drinking Water Action Level set by the Connecticut Department of Public Health.

Table 3
Groundwater Analytical Data
February 2013 through November 2020

Location ID Sample ID Sample Date SDG	GWPC	SWPC	MW-P7 MW-P7-021313-1 2/13/2013 SB64486	MW-P7 MW-P7-051413-1 5/14/2013 SB69540	MW-P7 MW-P7-08202013-1 8/20/2013 SB75322	MW-P7 MW-P7-11122013-1 11/12/2013 SB80244	MW-P7 MW-P7-04182014-1 4/18/2014 SB87951	MW-P7 MW-P7-090214-1 9/2/2014 SB95674	MW-P7 MW-P7-092514-1 9/25/2014 14090859	MW-P7 MW-P7-092514-2 9/25/2014 14090859	MW-P7 MW-P7-121714-1 12/17/2014 SC01370	MW-P7 MW-P7-071415-1 7/14/2015 GBJ46776	MW-P7 MW-P7-071415-2 7/14/2015 GBJ46776	MW-P7 MW-P 7-102715 10/27/2015 GBK14343	MW-P7 MW-PS 7-102715 10/27/2015 GBK14343	MW-P7 DUP-2-011216 1/12/2016 GBK51911
CT ETPH (mg/l)																
Aliphatic Hydrocarbons (ETPH) C9-C36	**0.25**	*0.25*	< 0.2	< 0.2	< 0.2	< 0.2	< 0.2	NA	NA	NA	NA	< 0.070	< 0.070	NA	NA	NA
Total Petroleum Hydrocarbons	**0.25**	*0.25*	< 0.2	< 0.2	< 0.2	< 0.2	< 0.2	NA	NA	NA	NA	NA	NA	NA	NA	NA
Unidentified	NE	NE	< 0.2	< 0.2	< 0.2	< 0.2	< 0.2	NA	NA	NA	NA	NA	NA	NA	NA	NA
VOCs (ug/l)																
1,2,4-Trimethylbenzene	*5*	*49*	< 1.00	< 1.00	< 1.00	< 1.00	< 1.00	NA	NA	NA	NA	< 1.0	< 1.0	NA	NA	NA
Acetone	700	*10000*	< 10.0	< 10.0	< 10.0	< 10.0	< 10.0	NA	NA	NA	NA	< 25	< 25	NA	NA	NA
Chloroform	**6**	14100	< 1.00	< 1.00	< 1.00	< 1.00	< 1.00	NA	NA	NA	NA	< 1.0	< 1.0	NA	NA	NA
Chloromethane	*18*	*10000*	< 2.00	< 2.00	< 2.00	< 2.00	< 2.00	NA	NA	NA	NA	< 1.0	< 1.0	NA	NA	NA
Methyl Tert Butyl Ether (MTBE)	70	*10000*	< 1.00	< 1.00	< 1.00	< 1.00	< 1.00	NA	NA	NA	NA	< 1.0	< 1.0	NA	NA	NA
Naphthalene	280	*210*	< 1.00	< 1.00	< 1.00	< 1.00	< 1.00	NA	NA	NA	NA	< 1.0	< 1.0	NA	NA	NA
p-Isopropyltoluene	*25*	*200*	< 1.00	< 1.00	< 1.00	< 1.00	< 1.00	NA	NA	NA	NA	< 1.0	< 1.0	NA	NA	NA
Tetrachloroethylene	5	88	< 1.00	< 1.00	< 1.00	< 1.00	< 1.00	NA	NA	NA	NA	< 1.0	< 1.0	NA	NA	NA
Tetrahydrofuran	*4*	*9600*	< 2.00	< 2.00	< 2.00	< 2.00	< 2.00	NA	NA	NA	NA	< 2.5	< 2.5	NA	NA	NA
Toluene	1000	4000000	< 1.00	< 1.00	< 1.00	< 1.00	< 1.00	NA	NA	NA	NA	< 1.0	< 1.0	NA	NA	NA
Trichloroethene	5	2340	< 1.00	< 1.00	< 1.00	< 1.00	< 1.00	NA	NA	NA	NA	< 1.0	< 1.0	NA	NA	NA
SVOCs (ug/l)																
2-Methylnaphthalene	*28*	*62*	NA	NA	NA	NA	NA	NA	NA	NA	NA	< 0.10	< 0.10	< 0.05	< 0.05	< 0.05
Acenaphthene	*420*	*150*	NA	NA	NA	NA	NA	NA	NA	NA	NA	< 0.10	< 0.10	< 0.05	< 0.05	< 0.05
Acenaphthylene	420	**0.3**	NA	NA	NA	NA	NA	NA	NA	NA	NA	< 0.10	< 0.10	< 0.05	< 0.05	< 0.05
Anthracene	2000	1100000	NA	NA	NA	NA	NA	NA	NA	NA	NA	< 0.10	< 0.10	< 0.05	< 0.05	< 0.05
Benzo(a)anthracene	**0.06**	**0.3**	NA	NA	NA	NA	NA	NA	NA	NA	NA	< 0.02	< 0.02	< 0.05	< 0.05	< 0.05
Benzo(a)pyrene	**0.2**	**0.3**	NA	NA	NA	NA	NA	NA	NA	NA	NA	< 0.02	< 0.02	< 0.05	< 0.05	< 0.05
Benzo(b)fluoranthene	**0.08**	**0.3**	NA	NA	NA	NA	NA	NA	NA	NA	NA	< 0.02	< 0.02	< 0.05	< 0.05	< 0.05
Benzo(g,h,i)perylene	*0.48*	*150*	NA	NA	NA	NA	NA	NA	NA	NA	NA	< 0.10	< 0.10	< 0.05	< 0.05	< 0.05
Benzo(k)fluoranthene	**0.5**	**0.3**	NA	NA	NA	NA	NA	NA	NA	NA	NA	< 0.02	< 0.02	< 0.05	< 0.05	< 0.05
Chrysene	*4.8*	*0.54*	NA	NA	NA	NA	NA	NA	NA	NA	NA	< 0.02	< 0.02	< 0.05	< 0.05	< 0.05
Dibenzo(a,h)anthracene	*0.1*	*0.3*	NA	NA	NA	NA	NA	NA	NA	NA	NA	< 0.01	< 0.01	< 0.01	< 0.01	< 0.01
Fluoranthene	280	3700	NA	NA	NA	NA	NA	NA	NA	NA	NA	< 0.10	< 0.10	< 0.05	< 0.05	< 0.05
Fluorene	280	140000	NA	NA	NA	NA	NA	NA	NA	NA	NA	< 0.10	< 0.10	< 0.05	< 0.05	< 0.05
Indeno(1,2,3-cd)pyrene	*0.1*	*0.54*	NA	NA	NA	NA	NA	NA	NA	NA	NA	< 0.02	< 0.02	< 0.05	< 0.05	< 0.05
Naphthalene	280	*210*	NA	NA	NA	NA	NA	NA	NA	NA	NA	< 0.10	< 0.10	< 0.10	< 0.10	< 0.10
Phenanthrene	200	**0.077**	NA	NA	NA	NA	NA	NA	NA	NA	NA	< 0.07	< 0.07	< 0.05	< 0.05	< 0.05
Pyrene	200	110000	NA	NA	NA	NA	NA	NA	NA	NA	NA	< 0.10	< 0.10	< 0.05	< 0.05	< 0.05
SVOC-SIMs (ug/l)																
1-Methylnaphthalene	*5*	*61*	< 0.050	< 0.050	< 0.050	< 0.050	< 0.050	< 0.050	NA	NA	< 0.050	NA	NA	NA	NA	NA
2-Methylnaphthalene	*28*	*62*	< 0.050	< 0.050	< 0.050	< 0.050	< 0.050	< 0.050	NA	NA	< 0.050	NA	NA	NA	NA	NA
Acenaphthene	*420*	*150*	< 0.050	< 0.050	< 0.050	< 0.050	< 0.050	< 0.050	NA	NA	< 0.050	NA	NA	NA	NA	NA
Acenaphthylene	420	0.3	< 0.050	< 0.050	< 0.050	< 0.050	< 0.050	< 0.050	NA	NA	< 0.050	NA	NA	NA	NA	NA
Anthracene	2000	1100000	< 0.050	< 0.050	< 0.050	< 0.050	< 0.050	< 0.050	NA	NA	< 0.050	NA	NA	NA	NA	NA
Benzo(a)anthracene	**0.06**	0.3	< 0.050	< 0.050	< 0.050	< 0.050	< 0.050	< 0.050	NA	NA	< 0.050	NA	NA	NA	NA	NA
Benzo(a)pyrene	0.2	0.3	< 0.050	< 0.050	< 0.050	< 0.050	< 0.050	< 0.050	NA	NA	< 0.050	NA	NA	NA	NA	NA
Benzo(b)fluoranthene	**0.08**	0.3	< 0.050	< 0.050	< 0.050	< 0.050	< 0.050	< 0.050	NA	NA	< 0.050	NA	NA	NA	NA	NA
Benzo(g,h,i)perylene	*0.48*	*150*	< 0.050	< 0.050	< 0.050	< 0.050	< 0.050	< 0.050	NA	NA	< 0.050	NA	NA	NA	NA	NA
Benzo(k)fluoranthene	0.5	0.3	< 0.050	< 0.050	< 0.050	< 0.050	< 0.050	< 0.050	NA	NA	< 0.050	NA	NA	NA	NA	NA
Chrysene	*4.8*	*0.54*	< 0.050	< 0.050	< 0.050	< 0.050	< 0.050	< 0.050	NA	NA	< 0.050	NA	NA	NA	NA	NA
Dibenzo(a,h)anthracene	*0.1*	*0.3*	< 0.050	< 0.050	< 0.050	< 0.050	< 0.050	< 0.050	NA	NA	< 0.050	NA	NA	NA	NA	NA
Fluoranthene	280	3700	< 0.050	< 0.050	< 0.050	< 0.050	< 0.050	< 0.050	NA	NA	< 0.050	NA	NA	NA	NA	NA
Fluorene	280	140000	< 0.050	< 0.050	< 0.050	< 0.050	< 0.050	< 0.050	NA	NA	< 0.050	NA	NA	NA	NA	NA
Indeno(1,2,3-cd)pyrene	*0.1*	*0.54*	< 0.050	< 0.050	< 0.050	< 0.050	< 0.050	< 0.050	NA	NA	< 0.050	NA	NA	NA	NA	NA
Naphthalene	280	*210*	< 0.050	< 0.050	< 0.050	< 0.050	< 0.050	< 0.050	NA	NA	< 0.050	NA	NA	NA	NA	NA
Phenanthrene	200	**0.077**	< 0.050	< 0.050	< 0.050	< 0.050	< 0.050	< 0.050	NA	NA	< 0.050	NA	NA	NA	NA	NA
Pyrene	200	110000	< 0.050	< 0.050	< 0.050	< 0.050	< 0.050	< 0.050	NA	NA	< 0.050	NA	NA	NA	NA	NA
Total Metals (mg/l)																
Antimony	**0.006**	86	< 0.0060	< 0.0060	< 0.0060	< 0.0060	< 0.0060	< 0.0060	NA	NA	< 0.0060	< 0.005	< 0.005	< 0.005	< 0.005	< 0.005
Arsenic	**0.05**	**0.004**	< 0.0040	< 0.0040	< 0.0040	< 0.0040	< 0.0040	< 0.0040	NA	NA	< 0.0040	< 0.004	< 0.004	< 0.004	< 0.004	< 0.004
Barium	**1**	**2.2**	**0.0804**	**0.0916**	**0.0964**	**0.100**	**0.0698**	**0.133**	NA	NA	**0.0850**	**0.142**	**0.139**	**0.148**	**0.149**	**0.072**
Beryllium	**0.004**	**0.004**	< 0.0020	< 0.0020	< 0.0020	< 0.0020	< 0.0020	< 0.0020	NA	NA	< 0.0020	< 0.001	< 0.001	< 0.001	< 0.001	< 0.001
Cadmium	0.005	0.006	< 0.0025	< 0.0025	< 0.0025	< 0.0025	< 0.0025	< 0.0025	NA	NA	< 0.0025	< 0.001	< 0.001	< 0.001	< 0.001	< 0.001
Calcium	NE	NE	**30.3**	**29.2**	**28.5**	**28.8**	NA	NA	NA	NA	NA	NA	NA	NA	NA	NA
Chromium	**0.05**	NE	< 0.0050	< 0.0050	< 0.0050	< 0.0050	**0.0100**	**0.0052**	NA	NA	< 0.0050	< 0.001	< 0.001	< 0.001	< 0.001	< 0.001
Cobalt	NE	NE	NA	NA	NA	NA	NA	NA	NA	NA	NA	NA	NA	NA	NA	NA
Copper	1.3	**0.048**	< 0.0050	< 0.0050	< 0.0050	< 0.0050	**0.0134**	< 0.0050	NA	NA	< 0.0050	< 0.005	< 0.005	< 0.005	< 0.005	< 0.005
Iron	NE	*10*	**0.218**	**0.232**	**0.487**	**0.662**	NA	NA	NA	NA	NA	NA	NA	NA	NA	NA
Lead	**0.015**	**0.013**	< 0.0075	< 0.0075	< 0.0075	< 0.0075	< 0.0075	< 0.0075	NA	NA	< 0.0075	< 0.002	< 0.002	< 0.002	< 0.002	**0.002**
Magnesium	NE	NE	**10.7**	**10.8**	**10.4**	**10.9**	NA	NA	NA	NA	NA	NA	NA	NA	NA	NA
Manganese	*0.5*	*0.93*	**2.03**	**1.79**	**2.02**	**2.37**	NA	NA	NA	NA	NA	NA	NA	NA	NA	NA
Mercury	0.002	0.0004	< 0.00020	< 0.00020	< 0.00020	< 0.00020	< 0.00020	< 0.00020	NA	NA	< 0.00020	< 0.0002	< 0.0002	< 0.0002	< 0.0002	< 0.0002
Nickel	**0.1**	**0.88**	**0.0050**	**0.0058**	**0.0090**	**0.0071**	**0.0092**	**0.0094**	NA	NA	< 0.0050	**0.007**	**0.007**	**0.007**	**0.007**	**0.002**
Potassium	NE	NE	**6.02**	**5.75**	**6.30**	**6.58**	NA	NA	NA	NA	NA	NA	NA	NA	NA	NA
Selenium	0.05	0.05	< 0.0150	< 0.0150	< 0.0150	< 0.0150	< 0.0150	< 0.0150	NA	NA	< 0.0150	< 0.010	< 0.010	< 0.010	< 0.010	< 0.010
Silver	0.036	0.012	< 0.0050	< 0.0050	< 0.0050	< 0.0050	< 0.0050	< 0.0050	NA	NA	< 0.0050	< 0.001	< 0.001	< 0.001	< 0.001	< 0.001
Sodium	NE	NE	**11.7**	**11.3**	**10.7**	**11.3**	NA	NA	NA	NA	NA	NA	NA	NA	NA	NA
Thallium	**0.005**	0.063	< 0.0050	< 0.0050	< 0.0050	< 0.0050	< 0.0050	< 0.0050	NA	NA	< 0.0050	< 0.001	< 0.001	< 0.001	< 0.001	< 0.001
Vanadium	**0.05**	*0.27*	< 0.0050	< 0.0050	< 0.0050	< 0.0050	**0.0104**	< 0.0050	NA	NA	< 0.0050	< 0.002	< 0.002	< 0.002	< 0.002	< 0.002
Zinc	**5**	**0.123**	**0.0400**	**0.0100**	< 0.0050	**0.0063**	**0.0142**	< 0.0130	NA	NA	< 0.0050	**0.002**	**0.004**	< 0.002	< 0.002	< 0.002

Table 3
Groundwater Analytical Data
February 2013 through November 2020

Location ID Sample ID Sample Date SDG	GWPC	SWPC	MW-P7 MW-P7-021313-1 2/13/2013 SB64486	MW-P7 MW-P7-051413-1 5/14/2013 SB69540	MW-P7 MW-P7-08202013-1 8/20/2013 SB75322	MW-P7 MW-P7-11122013-1 11/12/2013 SB80244	MW-P7 MW-P7-04182014-1 4/18/2014 SB87951	MW-P7 MW-P7-090214-1 9/2/2014 SB95674	MW-P7 MW-P7-092514-1 9/25/2014 14090859	MW-P7 MW-P7-092514-2 9/25/2014 14090859	MW-P7 MW-P7-121714-1 12/17/2014 SC01370	MW-P7 MW-P7-071415-1 7/14/2015 GBJ46776	MW-P7 MW-P7-071415-2 7/14/2015 GBJ46776	MW-P7 MW-P 7-102715 10/27/2015 GBK14343	MW-P7 MW-PS 7-102715 10/27/2015 GBK14343	MW-P7 DUP-2-011216 1/12/2016 GBK51911
PCBs (ug/l)																
Aroclor 1016	NE	NE	NA	NA	NA	NA	NA	NA	NA	NA	NA	NA	NA	NA	NA	NA
Aroclor 1221	NE	NE	NA	NA	NA	NA	NA	NA	NA	NA	NA	NA	NA	NA	NA	NA
Aroclor 1232	NE	NE	NA	NA	NA	NA	NA	NA	NA	NA	NA	NA	NA	NA	NA	NA
Aroclor 1242	NE	NE	NA	NA	NA	NA	NA	NA	NA	NA	NA	NA	NA	NA	NA	NA
Aroclor 1248	NE	NE	NA	NA	NA	NA	NA	NA	NA	NA	NA	NA	NA	NA	NA	NA
Aroclor 1254	NE	NE	NA	NA	NA	NA	NA	NA	NA	NA	NA	NA	NA	NA	NA	NA
Aroclor 1260	NE	NE	NA	NA	NA	NA	NA	NA	NA	NA	NA	NA	NA	NA	NA	NA
Aroclor 1262	NE	NE	NA	NA	NA	NA	NA	NA	NA	NA	NA	NA	NA	NA	NA	NA
Aroclor 1268	NE	NE	NA	NA	NA	NA	NA	NA	NA	NA	NA	NA	NA	NA	NA	NA
Total PCB Aroclors	0.5	0.5	NA	NA	NA	NA	NA	NA	NA	NA	NA	NA	NA	NA	NA	NA
Pesticides (ug/l)																
Total Pesticides	NE	NE	NA	NA	NA	NA	NA	NA	NA	NA	NA	NA	NA	NA	NA	NA
Herbicides (ug/l)																
Total Herbicides	NE	NE	NA	NA	NA	NA	NA	NA	NA	NA	NA	NA	NA	NA	NA	NA
PCB Homologs (ug/l)																
Decachlorobiphenyl (PCB-209)	NE	NE	< 0.025	< 0.025	< 0.025	< 0.025	< 0.025	NA	< 0.025	< 0.025	< 0.025	< 0.025	< 0.025	< 0.025	< 0.025	< 0.025
Dichlorobiphenyl	NE	NE	< 0.005	< 0.005	< 0.005	< 0.005	< 0.005	NA	< 0.005	< 0.005	< 0.005	**0.0264**	**0.0266**	< 0.005	< 0.005	< 0.005
Heptachlorobiphenyl	NE	NE	< 0.015	< 0.015	< 0.015	< 0.015	< 0.015	NA	< 0.015	< 0.015	< 0.015	< 0.015	< 0.015	< 0.015	< 0.015	< 0.015
Hexachlorobiphenyl	NE	NE	< 0.01	< 0.01	< 0.01	< 0.01	< 0.01	NA	< 0.01	< 0.01	< 0.01	< 0.01	< 0.01	< 0.01	< 0.01	< 0.01
Monochlorobiphenyl	NE	NE	< 0.005	< 0.005	< 0.005	< 0.005	< 0.005	NA	< 0.005	< 0.005	< 0.005	< 0.005	< 0.005	< 0.005	< 0.005	< 0.005
Nonachlorobiphenyl	NE	NE	< 0.025	< 0.025	< 0.025	< 0.025	< 0.025	NA	< 0.025	< 0.025	< 0.025	< 0.025	< 0.025	< 0.025	< 0.025	< 0.025
Octachlorobiphenyl	NE	NE	< 0.015	< 0.015	< 0.015	< 0.015	< 0.015	NA	< 0.015	< 0.015	< 0.015	< 0.015	< 0.015	< 0.015	< 0.015	< 0.015
Pentachlorobiphenyl	NE	NE	< 0.01	< 0.01	< 0.01	< 0.01	< 0.01	NA	< 0.01	< 0.01	< 0.01	< 0.01	< 0.01	< 0.01	< 0.01	< 0.01
Tetrachlorobiphenyl	NE	NE	< 0.01	< 0.01	< 0.01	< 0.01	< 0.01	NA	< 0.01	< 0.01	< 0.01	< 0.01	< 0.01	< 0.01	< 0.01	< 0.01
Trichlorobiphenyl	NE	NE	< 0.005	< 0.005	< 0.005	< 0.005	< 0.005	NA	< 0.005	< 0.005	< 0.005	< 0.005	< 0.005	< 0.005	< 0.005	< 0.005
Total PCB Homologues	**0.5**	**0.5**	< 0.025	< 0.025	< 0.025	< 0.025	< 0.025	NA	< 0.025	< 0.025	< 0.025	**0.0264**	**0.0266**	< 0.025	< 0.025	< 0.025

Notes:
This is a summary table. Only detected compounds are presented.
Bold = Detected above reporting limit
GWPC = Ground water protection criteria
SWPC = Surface water protection criteria
Orange highlighted cells exceed GWPC
Yellow highlighted cells exceed SWPC
Italicized criteria indicate that criteria value is from CTDEEP Recommended Criteria Values for Common Additional Polluting Substances and Alternative Criteria Requests (September 2018)
<0.01 = Not detected above the specified laboratory reporting limit
NE = Criteriion has not been established
NA = Not analyzed for specific constituent
ug/L = microgram per liter
mg/L = milligram per Liter
(1) 0.1 mg/l is the current recommended screening criteria and requires CTDEEP approval to implement. 0.25 mg/l is the proposed GWPC.
(2) 100 ug/l is the promulgated GWPC. 70 ug/l is the Drinking Water Action Level set by the Connecticut Department of Public Health.

Table 3
Groundwater Analytical Data
February 2013 through November 2020

Location ID Sample ID Sample Date SDG	GWPC	SWPC	MW-P7 MW-P7-011216 1/12/2016 GBK51911	MW-P7 MW-P7-041316 4/13/2016 16040311	MW-P7 MW-P7-041316-02 4/13/2016 16040311	MW-P7 MW-P7-082416 8/24/2016 16080598	MW-P7 MW-P7-122116-1 12/21/2016 16L1029	MW-P7 MW-P7-20170411-2 4/10/2017 GBY02577	MW-P7 MW-P7-20170411-1 4/11/2017 17D0409	MW-P7 MW-P7-081517-1 8/15/2017 17H0897	MW-P7 MW-P7-111517-1 11/15/2017 17K0912	MW-P7 MW-P7-030618-1 3/6/2018 18C0227	MW-P7 MW-P7-062818-1 6/28/2018 18F1460	MW-P7 MW-P7-092518-1 9/25/2018 18I1109	MW-P7 MW-P7-121318-1 12/13/2018 18L0663	MW-P7 MW-P7-041619-1 4/16/2019 19D0862
CT ETPH (mg/l)																
Aliphatic Hydrocarbons (ETPH) C9-C36	**0.25**	*0.25*	NA	NA	NA	NA	NA	NA	NA	NA	NA	NA	NA	NA	< 0.077	< 0.16
Total Petroleum Hydrocarbons	**0.25**	*0.25*	NA	NA	NA	NA	NA	NA	NA	NA	NA	NA	NA	NA	NA	NA
Unidentified	NE	NE	NA	NA	NA	NA	NA	NA	NA	NA	NA	NA	NA	NA	NA	NA
VOCs (ug/l)																
1,2,4-Trimethylbenzene	*5*	*49*	NA	NA	NA	NA	NA	NA	NA	NA	NA	NA	NA	NA	< 0.50	< 0.50
Acetone	700	*10000*	NA	NA	NA	NA	NA	NA	NA	NA	NA	NA	NA	NA	< 20	< 10
Chloroform	**6**	14100	NA	NA	NA	NA	NA	NA	NA	NA	NA	NA	NA	NA	< 0.50	< 0.50
Chloromethane	*18*	*10000*	NA	NA	NA	NA	NA	NA	NA	NA	NA	NA	NA	NA	< 2.0	< 0.60
Methyl Tert Butyl Ether (MTBE)	70	*10000*	NA	NA	NA	NA	NA	NA	NA	NA	NA	NA	NA	NA	< 0.50	< 0.50
Naphthalene	280	*210*	NA	NA	NA	NA	NA	NA	NA	NA	NA	NA	NA	NA	< 5.0	< 2.0
p-Isopropyltoluene	*25*	*200*	NA	NA	NA	NA	NA	NA	NA	NA	NA	NA	NA	NA	< 0.50	< 0.50
Tetrachloroethylene	5	88	NA	NA	NA	NA	NA	NA	NA	NA	NA	NA	NA	NA	< 1.0	< 1.0
Tetrahydrofuran	*4*	*9600*	NA	NA	NA	NA	NA	NA	NA	NA	NA	NA	NA	NA	< 10	< 10
Toluene	1000	4000000	NA	NA	NA	NA	NA	NA	NA	NA	NA	NA	NA	NA	< 1.0	< 1.0
Trichloroethene	5	2340	NA	NA	NA	NA	NA	NA	NA	NA	NA	NA	NA	NA	< 1.0	< 1.0
SVOCs (ug/l)																
2-Methylnaphthalene	*28*	*62*	< 0.05	< 0.05	< 0.05	< 0.05	< 0.05	< 0.05	< 0.05	NA	< 0.05	NA	< 0.05	< 0.05	< 1.0	< 1.0
Acenaphthene	*420*	*150*	< 0.05	< 0.05	< 0.05	< 0.05	< 0.05	< 0.05	< 0.05	NA	< 0.05	NA	< 0.05	< 0.05	< 0.30	< 0.30
Acenaphthylene	420	**0.3**	< 0.05	< 0.05	< 0.05	< 0.05	< 0.05	< 0.05	< 0.05	NA	< 0.05	NA	< 0.05	< 0.05	< 0.20	< 0.20
Anthracene	2000	1100000	< 0.05	< 0.05	< 0.05	< 0.05	< 0.05	< 0.05	< 0.05	NA	< 0.05	NA	< 0.05	< 0.05	< 0.20	< 0.20
Benzo(a)anthracene	**0.06**	**0.3**	< 0.05	< 0.05	< 0.05	< 0.05	< 0.05	< 0.05	< 0.05	NA	< 0.05	NA	< 0.05	< 0.05	< 0.050	< 0.050
Benzo(a)pyrene	**0.2**	**0.3**	< 0.05	< 0.05	< 0.05	< 0.05	< 0.05	< 0.05	< 0.05	NA	< 0.05	NA	< 0.05	< 0.05	< 0.10	< 0.10
Benzo(b)fluoranthene	**0.08**	**0.3**	< 0.05	< 0.05	< 0.05	< 0.05	< 0.05	< 0.05	< 0.05	NA	< 0.05	NA	< 0.05	< 0.05	< 0.050	< 0.050
Benzo(g,h,i)perylene	*0.48*	*150*	< 0.05	< 0.05	< 0.05	< 0.05	< 0.05	< 0.05	< 0.05	NA	< 0.05	NA	< 0.05	< 0.05	< 0.50	< 0.50
Benzo(k)fluoranthene	**0.5**	**0.3**	< 0.05	< 0.05	< 0.05	< 0.05	< 0.05	< 0.05	< 0.05	NA	< 0.05	NA	< 0.05	< 0.05	< 0.20	< 0.20
Chrysene	*4.8*	*0.54*	< 0.05	< 0.05	< 0.05	< 0.05	< 0.05	< 0.05	< 0.05	NA	< 0.05	NA	< 0.05	< 0.05	< 0.20	< 0.20
Dibenzo(a,h)anthracene	*0.1*	*0.3*	< 0.01	< 0.01	< 0.01	< 0.01	< 0.01	< 0.01	< 0.01	NA	< 0.01	NA	< 0.01	< 0.01	< 0.10	< 0.10
Fluoranthene	280	3700	< 0.05	< 0.05	< 0.05	< 0.05	< 0.05	< 0.05	< 0.05	NA	< 0.05	NA	< 0.05	< 0.05	< 0.50	< 0.50
Fluorene	280	140000	< 0.05	< 0.05	< 0.05	< 0.05	< 0.05	< 0.05	< 0.05	NA	< 0.05	NA	< 0.05	< 0.05	< 1.0	< 1.0
Indeno(1,2,3-cd)pyrene	*0.1*	*0.54*	< 0.05	< 0.05	< 0.05	< 0.05	< 0.05	< 0.05	< 0.05	NA	< 0.05	NA	< 0.05	< 0.05	< 0.10	< 0.10
Naphthalene	280	*210*	< 0.10	< 0.10	< 0.10	< 0.10	< 0.10	< 0.10	< 0.10	NA	< 0.10	NA	< 0.10	< 0.09	< 1.0	< 1.0
Phenanthrene	200	**0.077**	< 0.05	< 0.05	< 0.05	< 0.05	< 0.05	< 0.05	< 0.05	NA	< 0.05	NA	< 0.05	< 0.05	< 0.050	< 0.050
Pyrene	200	110000	< 0.05	< 0.05	< 0.05	< 0.05	< 0.05	< 0.05	< 0.05	NA	< 0.05	NA	< 0.05	< 0.05	< 1.0	< 1.0
SVOC-SIMs (ug/l)																
1-Methylnaphthalene	*5*	*61*	NA	NA	NA	NA	NA	NA	NA	NA	NA	NA	NA	NA	NA	NA
2-Methylnaphthalene	*28*	*62*	NA	NA	NA	NA	NA	NA	NA	< 0.05	NA	< 0.05	NA	NA	NA	NA
Acenaphthene	*420*	*150*	NA	NA	NA	NA	NA	NA	NA	< 0.05	NA	< 0.05	NA	NA	NA	NA
Acenaphthylene	420	0.3	NA	NA	NA	NA	NA	NA	NA	< 0.05	NA	< 0.05	NA	NA	NA	NA
Anthracene	2000	1100000	NA	NA	NA	NA	NA	NA	NA	< 0.05	NA	< 0.05	NA	NA	NA	NA
Benzo(a)anthracene	**0.06**	0.3	NA	NA	NA	NA	NA	NA	NA	< 0.05	NA	< 0.05	NA	NA	NA	NA
Benzo(a)pyrene	0.2	0.3	NA	NA	NA	NA	NA	NA	NA	< 0.05	NA	< 0.05	NA	NA	NA	NA
Benzo(b)fluoranthene	**0.08**	0.3	NA	NA	NA	NA	NA	NA	NA	< 0.05	NA	< 0.05	NA	NA	NA	NA
Benzo(g,h,i)perylene	*0.48*	*150*	NA	NA	NA	NA	NA	NA	NA	< 0.05	NA	< 0.05	NA	NA	NA	NA
Benzo(k)fluoranthene	0.5	0.3	NA	NA	NA	NA	NA	NA	NA	< 0.05	NA	< 0.05	NA	NA	NA	NA
Chrysene	*4.8*	*0.54*	NA	NA	NA	NA	NA	NA	NA	< 0.05	NA	< 0.05	NA	NA	NA	NA
Dibenzo(a,h)anthracene	*0.1*	*0.3*	NA	NA	NA	NA	NA	NA	NA	< 0.01	NA	< 0.01	NA	NA	NA	NA
Fluoranthene	280	3700	NA	NA	NA	NA	NA	NA	NA	< 0.05	NA	< 0.05	NA	NA	NA	NA
Fluorene	280	140000	NA	NA	NA	NA	NA	NA	NA	< 0.05	NA	< 0.05	NA	NA	NA	NA
Indeno(1,2,3-cd)pyrene	*0.1*	*0.54*	NA	NA	NA	NA	NA	NA	NA	< 0.05	NA	< 0.05	NA	NA	NA	NA
Naphthalene	280	*210*	NA	NA	NA	NA	NA	NA	NA	< 0.11	NA	< 0.10	NA	NA	NA	NA
Phenanthrene	200	**0.077**	NA	NA	NA	NA	NA	NA	NA	< 0.05	NA	< 0.05	NA	NA	NA	NA
Pyrene	200	110000	NA	NA	NA	NA	NA	NA	NA	< 0.05	NA	< 0.05	NA	NA	NA	NA
Total Metals (mg/l)																
Antimony	**0.006**	86	< 0.005	< 0.005	< 0.005	< 0.005	< 0.005	NA	< 0.005	< 0.005	< 0.005	NA	< 0.005	< 0.005	< 0.0050	< 0.0010
Arsenic	**0.05**	**0.004**	< 0.004	< 0.004	< 0.004	< 0.004	< 0.004	NA	< 0.004	< 0.004	< 0.004	< 0.004	< 0.004	< 0.004	< 0.0020	**0.00078**
Barium	**1**	**2.2**	**0.067**	**0.108**	**0.107**	**0.145**	**0.112**	NA	**0.096**	**0.148**	**0.138**	**0.081**	**0.143**	**0.145**	**0.14**	**0.066**
Beryllium	**0.004**	**0.004**	< 0.001	< 0.001	< 0.001	< 0.001	< 0.001	NA	< 0.001	< 0.001	< 0.001	NA	< 0.001	< 0.001	< 0.0020	< 0.00040
Cadmium	0.005	0.006	< 0.001	< 0.001	< 0.001	< 0.001	< 0.001	NA	< 0.001	< 0.001	< 0.001	< 0.001	< 0.001	< 0.001	< 0.0025	< 0.00050
Calcium	NE	NE	NA	NA	NA	NA	NA	NA	NA	NA	NA	NA	NA	NA	NA	NA
Chromium	**0.05**	NE	< 0.001	**0.001**	**0.001**	< 0.001	< 0.001	NA	< 0.001	< 0.001	< 0.001	< 0.001	< 0.001	< 0.001	< 0.0050	< 0.0010
Cobalt	NE	NE	NA	NA	NA	NA	NA	NA	NA	NA	NA	NA	NA	NA	NA	NA
Copper	1.3	**0.048**	< 0.005	< 0.005	< 0.005	< 0.005	< 0.005	NA	< 0.005	< 0.005	< 0.005	NA	< 0.005	< 0.005	< 0.025	< 0.0050
Iron	NE	*10*	NA	NA	NA	NA	NA	NA	NA	NA	NA	NA	NA	NA	NA	NA
Lead	**0.015**	**0.013**	< 0.002	< 0.002	< 0.002	< 0.002	< 0.002	NA	< 0.002	< 0.002	< 0.002	< 0.002	< 0.002	< 0.002	< 0.0050	< 0.0010
Magnesium	NE	NE	NA	NA	NA	NA	NA	NA	NA	NA	NA	NA	NA	NA	NA	NA
Manganese	*0.5*	*0.93*	NA	NA	NA	NA	NA	NA	NA	NA	NA	NA	NA	NA	NA	NA
Mercury	0.002	0.0004	< 0.0002	< 0.0002	< 0.0002	< 0.0002	< 0.0002	NA	< 0.0002	< 0.0002	< 0.0002	< 0.0002	< 0.0002	< 0.0002	< 0.00010	< 0.00010
Nickel	**0.1**	**0.88**	**0.001**	**0.004**	**0.006**	**0.005**	**0.003**	NA	**0.002**	**0.004**	**0.002**	NA	**0.001**	**0.003**	< 0.025	< 0.0050
Potassium	NE	NE	NA	NA	NA	NA	NA	NA	NA	NA	NA	NA	NA	NA	NA	NA
Selenium	0.05	0.05	< 0.010	< 0.010	< 0.010	< 0.010	< 0.010	NA	< 0.010	< 0.01	< 0.010	< 0.010	< 0.010	< 0.010	< 0.025	< 0.0050
Silver	0.036	0.012	< 0.001	< 0.001	< 0.001	< 0.001	< 0.001	NA	< 0.001	< 0.001	< 0.001	< 0.001	< 0.001	< 0.001	< 0.0025	< 0.00050
Sodium	NE	NE	NA	NA	NA	NA	NA	NA	NA	NA	NA	NA	NA	< 0.0005	NA	NA
Thallium	**0.005**	0.063	< 0.001	< 0.001	< 0.001	< 0.001	< 0.001	NA	< 0.0005	< 0.001	< 0.001	NA	< 0.0005	NA	< 0.0010	< 0.00020
Vanadium	**0.05**	*0.27*	< 0.002	< 0.002	< 0.002	< 0.002	< 0.002	NA	< 0.002	< 0.002	< 0.002	NA	< 0.002	< 0.002	< 0.025	< 0.0050
Zinc	**5**	**0.123**	< 0.002	**0.002**	**0.003**	< 0.002	< 0.002	NA	< 0.002	**0.003**	**0.012**	NA	< 0.002	**0.010**	< 0.05	< 0.01

Table 3
Groundwater Analytical Data
February 2013 through November 2020

Location ID Sample ID Sample Date SDG	GWPC	SWPC	MW-P7 MW-P7-011216 1/12/2016 GBK51911	MW-P7 MW-P7-041316 4/13/2016 16040311	MW-P7 MW-P7-041316-02 4/13/2016 16040311	MW-P7 MW-P7-082416 8/24/2016 16080598	MW-P7 MW-P7-122116-1 12/21/2016 16L1029	MW-P7 MW-P7-20170411-2 4/10/2017 GBY02577	MW-P7 MW-P7-20170411-1 4/11/2017 17D0409	MW-P7 MW-P7-081517-1 8/15/2017 17H0897	MW-P7 MW-P7-111517-1 11/15/2017 17K0912	MW-P7 MW-P7-030618-1 3/6/2018 18C0227	MW-P7 MW-P7-062818-1 6/28/2018 18F1460	MW-P7 MW-P7-092518-1 9/25/2018 18I1109	MW-P7 MW-P7-121318-1 12/13/2018 18L0663	MW-P7 MW-P7-041619-1 4/16/2019 19D0862
PCBs (ug/l)																
Aroclor 1016	NE	NE	NA	NA	NA	NA	NA	NA	NA	NA	NA	NA	NA	NA	NA	NA
Aroclor 1221	NE	NE	NA	NA	NA	NA	NA	NA	NA	NA	NA	NA	NA	NA	NA	NA
Aroclor 1232	NE	NE	NA	NA	NA	NA	NA	NA	NA	NA	NA	NA	NA	NA	NA	NA
Aroclor 1242	NE	NE	NA	NA	NA	NA	NA	NA	NA	NA	NA	NA	NA	NA	NA	NA
Aroclor 1248	NE	NE	NA	NA	NA	NA	NA	NA	NA	NA	NA	NA	NA	NA	NA	NA
Aroclor 1254	NE	NE	NA	NA	NA	NA	NA	NA	NA	NA	NA	NA	NA	NA	NA	NA
Aroclor 1260	NE	NE	NA	NA	NA	NA	NA	NA	NA	NA	NA	NA	NA	NA	NA	NA
Aroclor 1262	NE	NE	NA	NA	NA	NA	NA	NA	NA	NA	NA	NA	NA	NA	NA	NA
Aroclor 1268	NE	NE	NA	NA	NA	NA	NA	NA	NA	NA	NA	NA	NA	NA	NA	NA
Total PCB Aroclors	0.5	0.5	NA	NA	NA	NA	NA	NA	NA	NA	NA	NA	NA	NA	NA	NA
Pesticides (ug/l)																
Total Pesticides	NE	NE	NA	NA	NA	NA	NA	NA	NA	NA	NA	NA	NA	NA	NA	NA
Herbicides (ug/l)																
Total Herbicides	NE	NE	NA	NA	NA	NA	NA	NA	NA	NA	NA	NA	NA	NA	NA	NA
PCB Homologs (ug/l)																
Decachlorobiphenyl (PCB-209)	NE	NE	< 0.025	< 0.025	< 0.025	< 0.0263	< 0.0050	NA	< 0.0050	< 0.0050 UJ	< 0.0050	< 0.0049	< 0.0051	< 0.0050	< 0.0051	NA
Dichlorobiphenyl	NE	NE	< 0.005	< 0.005	< 0.005	< 0.00526	< 0.0010	NA	< 0.0010	< 0.0010 UJ	**0.019**	< 0.00098	**0.0027**	< 0.0010	< 0.0010	NA
Heptachlorobiphenyl	NE	NE	< 0.015	< 0.015	< 0.015	< 0.0158	< 0.0030	NA	< 0.0030	< 0.0030 UJ	< 0.0030	< 0.0029	< 0.0031	< 0.0030	< 0.0030	NA
Hexachlorobiphenyl	NE	NE	< 0.01	< 0.01	< 0.01	< 0.0105	< 0.0020	NA	< 0.0020	< 0.0020 UJ	< 0.0020	< 0.0020	< 0.0020	< 0.0020	< 0.0020	NA
Monochlorobiphenyl	NE	NE	< 0.005	< 0.005	< 0.005	< 0.00526	**0.0012**	NA	< 0.0010	< 0.0010 UJ	**0.030**	< 0.00098	**0.0013**	< 0.0010	< 0.0010	NA
Nonachlorobiphenyl	NE	NE	< 0.025	< 0.025	< 0.025	< 0.0263	< 0.0050	NA	< 0.0050	< 0.0050 UJ	< 0.0050	< 0.0049	< 0.0051	< 0.0050	< 0.0051	NA
Octachlorobiphenyl	NE	NE	< 0.015	< 0.015	< 0.015	< 0.0158	< 0.0030	NA	< 0.0030	< 0.0030 UJ	< 0.0030	< 0.0029	< 0.0031	< 0.0030	< 0.0030	NA
Pentachlorobiphenyl	NE	NE	< 0.01	< 0.01	< 0.01	< 0.0105	< 0.0020	NA	< 0.0020	< 0.0020 UJ	< 0.0020	< 0.0020	< 0.0020	< 0.0020	< 0.0020	NA
Tetrachlorobiphenyl	NE	NE	< 0.01	< 0.01	< 0.01	< 0.0105	< 0.0020	NA	< 0.0020	< 0.0020 UJ	< 0.0020	< 0.0020	< 0.0020	< 0.0020	< 0.0020	NA
Trichlorobiphenyl	NE	NE	< 0.005	< 0.005	< 0.005	< 0.00526	< 0.0010	NA	< 0.0010	< 0.0010 UJ	< 0.0010	< 0.00098	< 0.0010	< 0.0010	< 0.0010	NA
Total PCB Homologues	**0.5**	**0.5**	< 0.025	< 0.025	< 0.025	< 0.0263	**0.0012**	NA	< 0.0050	< 0.0050 UJ	**0.049**	< 0.0049	**0.004**	ND	ND	NA

Notes:
This is a summary table. Only detected compounds are presented.
Bold = Detected above reporting limit
GWPC = Ground water protection criteria
SWPC = Surface water protection criteria
Orange highlighted cells exceed GWPC
Yellow highlighted cells exceed SWPC
Italicized criteria indicate that criteria value is from CTDEEP Recommended Criteria Values for Common Additional Polluting Substances and Alternative Criteria Requests (September 2018)
<0.01 = Not detected above the specified laboratory reporting limit
NE = Criteriion has not been established
NA = Not analyzed for specific constituent
ug/L = microgram per liter
mg/L = milligram per Liter
(1) 0.1 mg/l is the current recommended screening criteria and requires CTDEEP approval to implement. 0.25 mg/l is the proposed GWPC.
(2) 100 ug/l is the promulgated GWPC. 70 ug/l is the Drinking Water Action Level set by the Connecticut Department of Public Health.

Table 3
Groundwater Analytical Data
February 2013 through November 2020

Location ID Sample ID Sample Date SDG	GWPC	SWPC	MW-P7 MW-P7-071619-1 7/16/2019 19G0869	MW-P7 MW-P7-102419-1 10/24/2019 19J1529	MW-P7 MW-P7-012020-1 1/20/2020 20A0885	MW-P7 MW-P7-040720-1 4/7/2020 20D0295	MW-P7 MW-P7-070820-1 7/8/2020 20G0356	MW-P7 MW-P7-110620-1 11/6/2020 20K0339	MW-R20 MW-R20-021313-1 2/13/2013 SB64486	MW-R20 MW-R20-051413-1 5/14/2013 SB69540	MW-R20 MW-R20-08202013-1 8/20/2013 SB75322	MW-R20 MW-R20-11132013-1 11/13/2013 SB80319	MW-R20 MW-R20-04162014-1 4/16/2014 SB87783	MW-R20 MW-R20-092314-1 9/23/2014 14090840	MW-R20 MW-R20-121614-1 12/16/2014 14120375	MW-R20 MW-R20-071515-1 7/15/2015 15070383
CT ETPH (mg/l)																
Aliphatic Hydrocarbons (ETPH) C9-C36	**0.25**	*0.25*	< 0.15	< 0.15	NA	NA	NA	NA	< 0.2	< 0.2	< 0.2	< 0.2	< 0.2	NA	NA	NA
Total Petroleum Hydrocarbons	**0.25**	*0.25*	NA	NA	NA	NA	NA	NA	< 0.2	< 0.2	< 0.2	< 0.2	< 0.2	NA	NA	NA
Unidentified	NE	NE	NA	NA	NA	NA	NA	NA	< 0.2	< 0.2	< 0.2	< 0.2	< 0.2	NA	NA	NA
VOCs (ug/l)																
1,2,4-Trimethylbenzene	*5*	*49*	NA	NA	NA	NA	NA	NA	< 1.00	< 1.00	< 1.00	< 1.00	< 1.00	NA	NA	NA
Acetone	700	*10000*	NA	NA	NA	NA	NA	NA	< 10.0	< 10.0	< 10.0	< 10.0	< 10.0	NA	NA	NA
Chloroform	**6**	14100	NA	NA	NA	NA	NA	NA	< 1.00	< 1.00	< 1.00	< 1.00	< 1.00	NA	NA	NA
Chloromethane	*18*	*10000*	NA	NA	NA	NA	NA	NA	< 2.00	< 2.00	< 2.00	< 2.00	< 2.00	NA	NA	NA
Methyl Tert Butyl Ether (MTBE)	70	*10000*	NA	NA	NA	NA	NA	NA	< 1.00	< 1.00	< 1.00	< 1.00	< 1.00	NA	NA	NA
Naphthalene	280	*210*	NA	NA	NA	NA	NA	NA	< 1.00	< 1.00	< 1.00	< 1.00	< 1.00	NA	NA	NA
p-Isopropyltoluene	*25*	*200*	NA	NA	NA	NA	NA	NA	< 1.00	< 1.00	< 1.00	< 1.00	< 1.00	NA	NA	NA
Tetrachloroethylene	5	88	NA	NA	NA	NA	NA	NA	< 1.00	< 1.00	< 1.00	< 1.00	< 1.00	NA	NA	NA
Tetrahydrofuran	*4*	*9600*	NA	NA	NA	NA	NA	NA	< 2.00	< 2.00	< 2.00	< 2.00	< 2.00	NA	NA	NA
Toluene	1000	4000000	NA	NA	NA	NA	NA	NA	< 1.00	< 1.00	< 1.00	< 1.00	< 1.00	NA	NA	NA
Trichloroethene	5	2340	NA	NA	NA	NA	NA	NA	< 1.00	< 1.00	< 1.00	< 1.00	< 1.00	NA	NA	NA
SVOCs (ug/l)																
2-Methylnaphthalene	*28*	*62*	< 1.1	< 0.96	NA	NA	NA	NA	NA	NA	NA	NA	NA	NA	NA	NA
Acenaphthene	*420*	*150*	< 0.32	< 0.29	NA	NA	NA	NA	NA	NA	NA	NA	NA	NA	NA	NA
Acenaphthylene	420	**0.3**	< 0.21	< 0.19	NA	NA	NA	NA	NA	NA	NA	NA	NA	NA	NA	NA
Anthracene	2000	1100000	< 0.21	< 0.19	NA	NA	NA	NA	NA	NA	NA	NA	NA	NA	NA	NA
Benzo(a)anthracene	**0.06**	**0.3**	< 0.053	< 0.048	NA	NA	NA	NA	NA	NA	NA	NA	NA	NA	NA	NA
Benzo(a)pyrene	**0.2**	**0.3**	< 0.11	< 0.096	NA	NA	NA	NA	NA	NA	NA	NA	NA	NA	NA	NA
Benzo(b)fluoranthene	**0.08**	**0.3**	< 0.053	< 0.048	NA	NA	NA	NA	NA	NA	NA	NA	NA	NA	NA	NA
Benzo(g,h,i)perylene	*0.48*	*150*	< 0.53	< 0.48	NA	NA	NA	NA	NA	NA	NA	NA	NA	NA	NA	NA
Benzo(k)fluoranthene	**0.5**	**0.3**	< 0.21	< 0.19	NA	NA	NA	NA	NA	NA	NA	NA	NA	NA	NA	NA
Chrysene	*4.8*	*0.54*	< 0.21	< 0.19	NA	NA	NA	NA	NA	NA	NA	NA	NA	NA	NA	NA
Dibenzo(a,h)anthracene	*0.1*	*0.3*	< 0.11	< 0.096	NA	NA	NA	NA	NA	NA	NA	NA	NA	NA	NA	NA
Fluoranthene	280	3700	< 0.53	< 0.48	NA	NA	NA	NA	NA	NA	NA	NA	NA	NA	NA	NA
Fluorene	280	140000	< 1.1	< 0.96	NA	NA	NA	NA	NA	NA	NA	NA	NA	NA	NA	NA
Indeno(1,2,3-cd)pyrene	*0.1*	*0.54*	< 0.11	< 0.096	NA	NA	NA	NA	NA	NA	NA	NA	NA	NA	NA	NA
Naphthalene	280	*210*	< 1.1	< 0.96	NA	NA	NA	NA	NA	NA	NA	NA	NA	NA	NA	NA
Phenanthrene	200	**0.077**	< 0.053	< 0.048	NA	NA	NA	NA	NA	NA	NA	NA	NA	NA	NA	NA
Pyrene	200	110000	< 1.1	< 0.96	NA	NA	NA	NA	NA	NA	NA	NA	NA	NA	NA	NA
SVOC-SIMs (ug/l)																
1-Methylnaphthalene	*5*	*61*	NA	NA	NA	NA	NA	NA	< 0.050	< 0.050	< 0.050	< 0.050	< 0.050	NA	NA	NA
2-Methylnaphthalene	*28*	*62*	NA	NA	NA	NA	NA	NA	< 0.050	< 0.050	< 0.050	< 0.050	< 0.050	NA	NA	NA
Acenaphthene	*420*	*150*	NA	NA	NA	NA	NA	NA	< 0.050	< 0.050	< 0.050	< 0.050	< 0.050	NA	NA	NA
Acenaphthylene	420	0.3	NA	NA	NA	NA	NA	NA	< 0.050	< 0.050	< 0.050	< 0.050	< 0.050	NA	NA	NA
Anthracene	2000	1100000	NA	NA	NA	NA	NA	NA	< 0.050	< 0.050	< 0.050	< 0.050	< 0.050	NA	NA	NA
Benzo(a)anthracene	**0.06**	0.3	NA	NA	NA	NA	NA	NA	< 0.050	< 0.050	< 0.050	< 0.050	< 0.050	NA	NA	NA
Benzo(a)pyrene	0.2	0.3	NA	NA	NA	NA	NA	NA	< 0.050	< 0.050	< 0.050	< 0.050	< 0.050	NA	NA	NA
Benzo(b)fluoranthene	**0.08**	0.3	NA	NA	NA	NA	NA	NA	< 0.050	< 0.050	< 0.050	< 0.050	< 0.050	NA	NA	NA
Benzo(g,h,i)perylene	*0.48*	*150*	NA	NA	NA	NA	NA	NA	< 0.050	< 0.050	< 0.050	< 0.050	< 0.050	NA	NA	NA
Benzo(k)fluoranthene	0.5	0.3	NA	NA	NA	NA	NA	NA	< 0.050	< 0.050	< 0.050	< 0.050	< 0.050	NA	NA	NA
Chrysene	*4.8*	*0.54*	NA	NA	NA	NA	NA	NA	< 0.050	< 0.050	< 0.050	< 0.050	< 0.050	NA	NA	NA
Dibenzo(a,h)anthracene	*0.1*	*0.3*	NA	NA	NA	NA	NA	NA	< 0.050	< 0.050	< 0.050	< 0.050	< 0.050	NA	NA	NA
Fluoranthene	280	3700	NA	NA	NA	NA	NA	NA	< 0.050	< 0.050	< 0.050	< 0.050	< 0.050	NA	NA	NA
Fluorene	280	140000	NA	NA	NA	NA	NA	NA	< 0.050	< 0.050	< 0.050	< 0.050	< 0.050	NA	NA	NA
Indeno(1,2,3-cd)pyrene	*0.1*	*0.54*	NA	NA	NA	NA	NA	NA	< 0.050	< 0.050	< 0.050	< 0.050	< 0.050	NA	NA	NA
Naphthalene	280	*210*	NA	NA	NA	NA	NA	NA	< 0.050	< 0.050	< 0.050	< 0.050	< 0.050	NA	NA	NA
Phenanthrene	200	**0.077**	NA	NA	NA	NA	NA	NA	< 0.050	< 0.050	< 0.050	< 0.050	< 0.050	NA	NA	NA
Pyrene	200	110000	NA	NA	NA	NA	NA	NA	< 0.050	< 0.050	< 0.050	< 0.050	< 0.050	NA	NA	NA
Total Metals (mg/l)																
Antimony	**0.006**	86	< 0.0010	< 0.0010	NA	NA	NA	NA	< 0.0060	< 0.0060	< 0.0060	< 0.0060	< 0.0060	NA	NA	NA
Arsenic	**0.05**	**0.004**	< 0.00080	**0.0010**	NA	NA	NA	NA	< 0.0040	< 0.0040	< 0.0040	< 0.0040	< 0.0040	NA	NA	NA
Barium	**1**	**2.2**	**0.15**	**0.09**	NA	NA	NA	NA	**0.0773**	**0.0714**	**0.0796**	**0.103**	**0.0520**	NA	NA	NA
Beryllium	**0.004**	**0.004**	< 0.00040	< 0.00040	NA	NA	NA	NA	< 0.0020	< 0.0020	< 0.0020	< 0.0020	< 0.0020	NA	NA	NA
Cadmium	0.005	0.006	< 0.00020	< 0.00020	NA	NA	NA	NA	< 0.0025	< 0.0025	< 0.0025	< 0.0025	< 0.0025	NA	NA	NA
Calcium	NE	NE	NA	NA	NA	NA	NA	NA	**50.1**	**41.3**	**33.9**	**40.0**	NA	NA	NA	NA
Chromium	**0.05**	NE	< 0.0010	< 0.0010	NA	NA	NA	NA	< 0.0050	< 0.0050	< 0.0050	< 0.0050	< 0.0050	NA	NA	NA
Cobalt	NE	NE	NA	NA	NA	NA	NA	NA	NA	NA	NA	NA	NA	NA	NA	NA
Copper	1.3	**0.048**	**0.0020**	**0.0030**	NA	NA	NA	NA	< 0.0050	< 0.0050	< 0.0050	< 0.0050	< 0.0050	NA	NA	NA
Iron	NE	*10*	NA	NA	NA	NA	NA	NA	**0.0636**	**0.0480**	< 0.0150	**0.0880**	NA	NA	NA	NA
Lead	**0.015**	**0.013**	< 0.00050	< 0.00050	NA	NA	NA	NA	< 0.0075	< 0.0075	< 0.0075	< 0.0075	< 0.0075	NA	NA	NA
Magnesium	NE	NE	NA	NA	NA	NA	NA	NA	**8.40**	**7.32**	**6.33**	**8.24**	NA	NA	NA	NA
Manganese	*0.5*	*0.93*	NA	NA	NA	NA	NA	NA	**0.0098**	**0.0046**	< 0.0020	**0.0030**	NA	NA	NA	NA
Mercury	0.002	0.0004	< 0.00010	< 0.00010	NA	NA	NA	NA	< 0.00020	< 0.00020	< 0.00020	< 0.00030	< 0.00020	NA	NA	NA
Nickel	**0.1**	**0.88**	< 0.0050	< 0.0050	NA	NA	NA	NA	< 0.0050	< 0.0050	< 0.0050	< 0.0050	< 0.0050	NA	NA	NA
Potassium	NE	NE	NA	NA	NA	NA	NA	NA	**3.90**	**3.96**	**4.46**	**4.83**	NA	NA	NA	NA
Selenium	0.05	0.05	< 0.0050	< 0.0050	NA	NA	NA	NA	< 0.0150	< 0.0150	< 0.0150	< 0.0150	< 0.0150	NA	NA	NA
Silver	0.036	0.012	< 0.00020	< 0.00020	NA	NA	NA	NA	< 0.0050	< 0.0050	< 0.0050	< 0.0050	< 0.0050	NA	NA	NA
Sodium	NE	NE	NA	NA	NA	NA	NA	NA	**5.00**	**5.23**	**6.24**	**7.63**	NA	NA	NA	NA
Thallium	**0.005**	0.063	< 0.00020	< 0.00020	NA	NA	NA	NA	< 0.0050	< 0.0050	< 0.0050	< 0.0050	< 0.0050	NA	NA	NA
Vanadium	**0.05**	*0.27*	< 0.0050	< 0.0050	NA	NA	NA	NA	< 0.0050	< 0.0050	< 0.0050	< 0.0050	< 0.0050	NA	NA	NA
Zinc	**5**	**0.123**	< 0.01	< 0.01	NA	NA	NA	NA	**0.0232**	**0.0096**	< 0.0050	**0.0056**	< 0.0470	NA	NA	NA

Table 3
Groundwater Analytical Data
February 2013 through November 2020

Location ID Sample ID Sample Date SDG	GWPC	SWPC	MW-P7 MW-P7-071619-1 7/16/2019 19G0869	MW-P7 MW-P7-102419-1 10/24/2019 19J1529	MW-P7 MW-P7-012020-1 1/20/2020 20A0885	MW-P7 MW-P7-040720-1 4/7/2020 20D0295	MW-P7 MW-P7-070820-1 7/8/2020 20G0356	MW-P7 MW-P7-110620-1 11/6/2020 20K0339	MW-R20 MW-R20-021313-1 2/13/2013 SB64486	MW-R20 MW-R20-051413-1 5/14/2013 SB69540	MW-R20 MW-R20-08202013-1 8/20/2013 SB75322	MW-R20 MW-R20-11132013-1 11/13/2013 SB80319	MW-R20 MW-R20-04162014-1 4/16/2014 SB87783	MW-R20 MW-R20-092314-1 9/23/2014 14090840	MW-R20 MW-R20-121614-1 12/16/2014 14120375	MW-R20 MW-R20-071515-1 7/15/2015 15070383
PCBs (ug/l)																
Aroclor 1016	NE	NE	NA	NA	NA	NA	NA	NA	NA	NA	NA	NA	NA	NA	NA	NA
Aroclor 1221	NE	NE	NA	NA	NA	NA	NA	NA	NA	NA	NA	NA	NA	NA	NA	NA
Aroclor 1232	NE	NE	NA	NA	NA	NA	NA	NA	NA	NA	NA	NA	NA	NA	NA	NA
Aroclor 1242	NE	NE	NA	NA	NA	NA	NA	NA	NA	NA	NA	NA	NA	NA	NA	NA
Aroclor 1248	NE	NE	NA	NA	NA	NA	NA	NA	NA	NA	NA	NA	NA	NA	NA	NA
Aroclor 1254	NE	NE	NA	NA	NA	NA	NA	NA	NA	NA	NA	NA	NA	NA	NA	NA
Aroclor 1260	NE	NE	NA	NA	NA	NA	NA	NA	NA	NA	NA	NA	NA	NA	NA	NA
Aroclor 1262	NE	NE	NA	NA	NA	NA	NA	NA	NA	NA	NA	NA	NA	NA	NA	NA
Aroclor 1268	NE	NE	NA	NA	NA	NA	NA	NA	NA	NA	NA	NA	NA	NA	NA	NA
Total PCB Aroclors	0.5	0.5	NA	NA	NA	NA	NA	NA	NA	NA	NA	NA	NA	NA	NA	NA
Pesticides (ug/l)																
Total Pesticides	NE	NE	NA	NA	NA	NA	NA	NA	NA	NA	NA	NA	NA	NA	NA	NA
Herbicides (ug/l)																
Total Herbicides	NE	NE	NA	NA	NA	NA	NA	NA	NA	NA	NA	NA	NA	NA	NA	NA
PCB Homologs (ug/l)																
Decachlorobiphenyl (PCB-209)	NE	NE	NA	NA	< 0.0050	< 0.0050	< 0.0049	< 0.0049	< 0.025	< 0.025	< 0.026	< 0.025	< 0.025	< 0.0357	< 0.025	< 0.025
Dichlorobiphenyl	NE	NE	NA	NA	< 0.0010	< 0.0010	< 0.00098	**0.0034**	< 0.005	< 0.005	< 0.00521	< 0.005	< 0.005	< 0.00714	< 0.005	< 0.005
Heptachlorobiphenyl	NE	NE	NA	NA	< 0.0030	< 0.0030	< 0.0029	< 0.0029	< 0.015	< 0.015	< 0.0156	< 0.015	< 0.015	< 0.0214	< 0.015	< 0.015
Hexachlorobiphenyl	NE	NE	NA	NA	< 0.0020	< 0.0020	< 0.0020	< 0.0020	< 0.01	< 0.01	< 0.0104	< 0.01	< 0.01	< 0.0143	< 0.01	< 0.01
Monochlorobiphenyl	NE	NE	NA	NA	< 0.0010	< 0.0010	**0.0010**	**0.0029**	< 0.005	< 0.005	< 0.00521	< 0.005	< 0.005	< 0.00714	< 0.005	< 0.005
Nonachlorobiphenyl	NE	NE	NA	NA	< 0.0050	< 0.0050	< 0.0049	< 0.0049	< 0.025	< 0.025	< 0.026	< 0.025	< 0.025	< 0.0357	< 0.025	< 0.025
Octachlorobiphenyl	NE	NE	NA	NA	< 0.0030	< 0.0030	< 0.0029	< 0.0029	< 0.015	< 0.015	< 0.0156	< 0.015	< 0.015	< 0.0214	< 0.015	< 0.015
Pentachlorobiphenyl	NE	NE	NA	NA	< 0.0020	< 0.0020	< 0.0020	< 0.0020	< 0.01	< 0.01	< 0.0104	< 0.01	< 0.01	< 0.0143	< 0.01	< 0.01
Tetrachlorobiphenyl	NE	NE	NA	NA	< 0.0020	< 0.0020	< 0.0020	< 0.0020	< 0.01	< 0.01	< 0.0104	< 0.01	< 0.01	< 0.0143	< 0.01	< 0.01
Trichlorobiphenyl	NE	NE	NA	NA	< 0.0020	< 0.0020	< 0.0020	< 0.0020	< 0.005	< 0.005	< 0.00521	< 0.005	< 0.005	< 0.00714	< 0.005	< 0.005
Total PCB Homologues	**0.5**	**0.5**	NA	NA	< 0.0050	< 0.0050	**0.001**	**0.0062**	< 0.025	< 0.025	< 0.026	< 0.025	< 0.025	< 0.0357	< 0.025	< 0.025

Notes:
This is a summary table. Only detected compounds are presented.
Bold = Detected above reporting limit
GWPC = Ground water protection criteria
SWPC = Surface water protection criteria
Orange highlighted cells exceed GWPC
Yellow highlighted cells exceed SWPC
Italicized criteria indicate that criteria value is from CTDEEP Recommended Criteria Values for Common Additional Polluting Substances and Alternative Criteria Requests (September 2018)
<0.01 = Not detected above the specified laboratory reporting limit
NE = Criteriion has not been established
NA = Not analyzed for specific constituent
ug/L = microgram per liter
mg/L = milligram per Liter
(1) 0.1 mg/l is the current recommended screening criteria and requires CTDEEP approval to implement. 0.25 mg/l is the proposed GWPC.
(2) 100 ug/l is the promulgated GWPC. 70 ug/l is the Drinking Water Action Level set by the Connecticut Department of Public Health.

Table 3
Groundwater Analytical Data
February 2013 through November 2020

Location ID Sample ID Sample Date SDG	GWPC	SWPC	MW-R20 MW-R20-011316 1/13/2016 16010233	MW-R20 MW-R20-041216 4/12/2016 16040249	MW-R20 MW-R20-082616 8/26/2016 16080630	MW-R20 MW-R20-122216-1 12/22/2016 16L1122	MW-R20 MW-R20-20170412-1 4/12/2017 17D0656	MW-R20 MW-R20-081617-1 8/16/2017 17H1062	MW-R20 MW-R20-081617-2 8/16/2017 17H1062	MW-R20 MW-R20-111617-1 11/16/2017 17K1027	MW-R20 MW-R20-111617-2 11/16/2017 17K1027	MW-R20 MW-R20-030818-1 3/6/2018 18C0346	MW-R20 MW-R20-030818-2 3/6/2018 18C0346	MW-R20 MW-R20-062818-1 6/28/2018 18F1461	MW-R20 MW-R20-062818-2 6/28/2018 18F1461	MW-R20 MW-R20-092818-1 9/28/2018 18I1338
CT ETPH (mg/l)																
Aliphatic Hydrocarbons (ETPH) C9-C36	**0.25**	*0.25*	NA	NA	NA	NA	NA	NA	NA	NA	NA	NA	NA	NA	NA	NA
Total Petroleum Hydrocarbons	**0.25**	*0.25*	NA	NA	NA	NA	NA	NA	NA	NA	NA	NA	NA	NA	NA	NA
Unidentified	NE	NE	NA	NA	NA	NA	NA	NA	NA	NA	NA	NA	NA	NA	NA	NA
VOCs (ug/l)																
1,2,4-Trimethylbenzene	*5*	*49*	NA	NA	NA	NA	NA	NA	NA	NA	NA	NA	NA	NA	NA	NA
Acetone	700	*10000*	NA	NA	NA	NA	NA	NA	NA	NA	NA	NA	NA	NA	NA	NA
Chloroform	**6**	14100	NA	NA	NA	NA	NA	NA	NA	NA	NA	NA	NA	NA	NA	NA
Chloromethane	*18*	*10000*	NA	NA	NA	NA	NA	NA	NA	NA	NA	NA	NA	NA	NA	NA
Methyl Tert Butyl Ether (MTBE)	70	*10000*	NA	NA	NA	NA	NA	NA	NA	NA	NA	NA	NA	NA	NA	NA
Naphthalene	280	*210*	NA	NA	NA	NA	NA	NA	NA	NA	NA	NA	NA	NA	NA	NA
p-Isopropyltoluene	*25*	*200*	NA	NA	NA	NA	NA	NA	NA	NA	NA	NA	NA	NA	NA	NA
Tetrachloroethylene	5	88	NA	NA	NA	NA	NA	NA	NA	NA	NA	NA	NA	NA	NA	NA
Tetrahydrofuran	*4*	*9600*	NA	NA	NA	NA	NA	NA	NA	NA	NA	NA	NA	NA	NA	NA
Toluene	1000	4000000	NA	NA	NA	NA	NA	NA	NA	NA	NA	NA	NA	NA	NA	NA
Trichloroethene	5	2340	NA	NA	NA	NA	NA	NA	NA	NA	NA	NA	NA	NA	NA	NA
SVOCs (ug/l)																
2-Methylnaphthalene	*28*	*62*	NA	NA	NA	NA	NA	NA	NA	NA	NA	NA	NA	NA	NA	NA
Acenaphthene	*420*	*150*	NA	NA	NA	NA	NA	NA	NA	NA	NA	NA	NA	NA	NA	NA
Acenaphthylene	420	**0.3**	NA	NA	NA	NA	NA	NA	NA	NA	NA	NA	NA	NA	NA	NA
Anthracene	2000	1100000	NA	NA	NA	NA	NA	NA	NA	NA	NA	NA	NA	NA	NA	NA
Benzo(a)anthracene	**0.06**	**0.3**	NA	NA	NA	NA	NA	NA	NA	NA	NA	NA	NA	NA	NA	NA
Benzo(a)pyrene	**0.2**	**0.3**	NA	NA	NA	NA	NA	NA	NA	NA	NA	NA	NA	NA	NA	NA
Benzo(b)fluoranthene	**0.08**	**0.3**	NA	NA	NA	NA	NA	NA	NA	NA	NA	NA	NA	NA	NA	NA
Benzo(g,h,i)perylene	*0.48*	*150*	NA	NA	NA	NA	NA	NA	NA	NA	NA	NA	NA	NA	NA	NA
Benzo(k)fluoranthene	**0.5**	**0.3**	NA	NA	NA	NA	NA	NA	NA	NA	NA	NA	NA	NA	NA	NA
Chrysene	*4.8*	*0.54*	NA	NA	NA	NA	NA	NA	NA	NA	NA	NA	NA	NA	NA	NA
Dibenzo(a,h)anthracene	*0.1*	*0.3*	NA	NA	NA	NA	NA	NA	NA	NA	NA	NA	NA	NA	NA	NA
Fluoranthene	280	3700	NA	NA	NA	NA	NA	NA	NA	NA	NA	NA	NA	NA	NA	NA
Fluorene	280	140000	NA	NA	NA	NA	NA	NA	NA	NA	NA	NA	NA	NA	NA	NA
Indeno(1,2,3-cd)pyrene	*0.1*	*0.54*	NA	NA	NA	NA	NA	NA	NA	NA	NA	NA	NA	NA	NA	NA
Naphthalene	280	*210*	NA	NA	NA	NA	NA	NA	NA	NA	NA	NA	NA	NA	NA	NA
Phenanthrene	200	**0.077**	NA	NA	NA	NA	NA	NA	NA	NA	NA	NA	NA	NA	NA	NA
Pyrene	200	110000	NA	NA	NA	NA	NA	NA	NA	NA	NA	NA	NA	NA	NA	NA
SVOC-SIMs (ug/l)																
1-Methylnaphthalene	*5*	*61*	NA	NA	NA	NA	NA	NA	NA	NA	NA	NA	NA	NA	NA	NA
2-Methylnaphthalene	*28*	*62*	NA	NA	NA	NA	NA	NA	NA	NA	NA	NA	NA	NA	NA	NA
Acenaphthene	*420*	*150*	NA	NA	NA	NA	NA	NA	NA	NA	NA	NA	NA	NA	NA	NA
Acenaphthylene	420	0.3	NA	NA	NA	NA	NA	NA	NA	NA	NA	NA	NA	NA	NA	NA
Anthracene	2000	1100000	NA	NA	NA	NA	NA	NA	NA	NA	NA	NA	NA	NA	NA	NA
Benzo(a)anthracene	**0.06**	0.3	NA	NA	NA	NA	NA	NA	NA	NA	NA	NA	NA	NA	NA	NA
Benzo(a)pyrene	0.2	0.3	NA	NA	NA	NA	NA	NA	NA	NA	NA	NA	NA	NA	NA	NA
Benzo(b)fluoranthene	**0.08**	0.3	NA	NA	NA	NA	NA	NA	NA	NA	NA	NA	NA	NA	NA	NA
Benzo(g,h,i)perylene	*0.48*	*150*	NA	NA	NA	NA	NA	NA	NA	NA	NA	NA	NA	NA	NA	NA
Benzo(k)fluoranthene	0.5	0.3	NA	NA	NA	NA	NA	NA	NA	NA	NA	NA	NA	NA	NA	NA
Chrysene	*4.8*	*0.54*	NA	NA	NA	NA	NA	NA	NA	NA	NA	NA	NA	NA	NA	NA
Dibenzo(a,h)anthracene	*0.1*	*0.3*	NA	NA	NA	NA	NA	NA	NA	NA	NA	NA	NA	NA	NA	NA
Fluoranthene	280	3700	NA	NA	NA	NA	NA	NA	NA	NA	NA	NA	NA	NA	NA	NA
Fluorene	280	140000	NA	NA	NA	NA	NA	NA	NA	NA	NA	NA	NA	NA	NA	NA
Indeno(1,2,3-cd)pyrene	*0.1*	*0.54*	NA	NA	NA	NA	NA	NA	NA	NA	NA	NA	NA	NA	NA	NA
Naphthalene	280	*210*	NA	NA	NA	NA	NA	NA	NA	NA	NA	NA	NA	NA	NA	NA
Phenanthrene	200	**0.077**	NA	NA	NA	NA	NA	NA	NA	NA	NA	NA	NA	NA	NA	NA
Pyrene	200	110000	NA	NA	NA	NA	NA	NA	NA	NA	NA	NA	NA	NA	NA	NA
Total Metals (mg/l)																
Antimony	**0.006**	86	NA	NA	NA	NA	NA	NA	NA	NA	NA	NA	NA	NA	NA	NA
Arsenic	**0.05**	**0.004**	NA	NA	NA	NA	NA	NA	NA	NA	NA	NA	NA	NA	NA	NA
Barium	**1**	**2.2**	NA	NA	NA	NA	NA	NA	NA	NA	NA	NA	NA	NA	NA	NA
Beryllium	**0.004**	**0.004**	NA	NA	NA	NA	NA	NA	NA	NA	NA	NA	NA	NA	NA	NA
Cadmium	0.005	0.006	NA	NA	NA	NA	NA	NA	NA	NA	NA	NA	NA	NA	NA	NA
Calcium	NE	NE	NA	NA	NA	NA	NA	NA	NA	NA	NA	NA	NA	NA	NA	NA
Chromium	**0.05**	NE	NA	NA	NA	NA	NA	NA	NA	NA	NA	NA	NA	NA	NA	NA
Cobalt	NE	NE	NA	NA	NA	NA	NA	NA	NA	NA	NA	NA	NA	NA	NA	NA
Copper	1.3	**0.048**	NA	NA	NA	NA	NA	NA	NA	NA	NA	NA	NA	NA	NA	NA
Iron	NE	*10*	NA	NA	NA	NA	NA	NA	NA	NA	NA	NA	NA	NA	NA	NA
Lead	**0.015**	**0.013**	NA	NA	NA	NA	NA	NA	NA	NA	NA	NA	NA	NA	NA	NA
Magnesium	NE	NE	NA	NA	NA	NA	NA	NA	NA	NA	NA	NA	NA	NA	NA	NA
Manganese	*0.5*	*0.93*	NA	NA	NA	NA	NA	NA	NA	NA	NA	NA	NA	NA	NA	NA
Mercury	0.002	0.0004	NA	NA	NA	NA	NA	NA	NA	NA	NA	NA	NA	NA	NA	NA
Nickel	**0.1**	**0.88**	NA	NA	NA	NA	NA	NA	NA	NA	NA	NA	NA	NA	NA	NA
Potassium	NE	NE	NA	NA	NA	NA	NA	NA	NA	NA	NA	NA	NA	NA	NA	NA
Selenium	0.05	0.05	NA	NA	NA	NA	NA	NA	NA	NA	NA	NA	NA	NA	NA	NA
Silver	0.036	0.012	NA	NA	NA	NA	NA	NA	NA	NA	NA	NA	NA	NA	NA	NA
Sodium	NE	NE	NA	NA	NA	NA	NA	NA	NA	NA	NA	NA	NA	NA	NA	NA
Thallium	**0.005**	0.063	NA	NA	NA	NA	NA	NA	NA	NA	NA	NA	NA	NA	NA	NA
Vanadium	**0.05**	*0.27*	NA	NA	NA	NA	NA	NA	NA	NA	NA	NA	NA	NA	NA	NA
Zinc	**5**	**0.123**	NA	NA	NA	NA	NA	NA	NA	NA	NA	NA	NA	NA	NA	NA

Table 3
Groundwater Analytical Data
February 2013 through November 2020

Location ID Sample ID Sample Date SDG	GWPC	SWPC	MW-R20 MW-R20-011316 1/13/2016 16010233	MW-R20 MW-R20-041216 4/12/2016 16040249	MW-R20 MW-R20-082616 8/26/2016 16080630	MW-R20 MW-R20-122216-1 12/22/2016 16L1122	MW-R20 MW-R20-20170412-1 4/12/2017 17D0656	MW-R20 MW-R20-081617-1 8/16/2017 17H1062	MW-R20 MW-R20-081617-2 8/16/2017 17H1062	MW-R20 MW-R20-111617-1 11/16/2017 17K1027	MW-R20 MW-R20-111617-2 11/16/2017 17K1027	MW-R20 MW-R20-030818-1 3/6/2018 18C0346	MW-R20 MW-R20-030818-2 3/6/2018 18C0346	MW-R20 MW-R20-062818-1 6/28/2018 18F1461	MW-R20 MW-R20-062818-2 6/28/2018 18F1461	MW-R20 MW-R20-092818-1 9/28/2018 18I1338
PCBs (ug/l)																
Aroclor 1016	NE	NE	NA	NA	NA	NA	NA	NA	NA	NA	NA	NA	NA	NA	NA	NA
Aroclor 1221	NE	NE	NA	NA	NA	NA	NA	NA	NA	NA	NA	NA	NA	NA	NA	NA
Aroclor 1232	NE	NE	NA	NA	NA	NA	NA	NA	NA	NA	NA	NA	NA	NA	NA	NA
Aroclor 1242	NE	NE	NA	NA	NA	NA	NA	NA	NA	NA	NA	NA	NA	NA	NA	NA
Aroclor 1248	NE	NE	NA	NA	NA	NA	NA	NA	NA	NA	NA	NA	NA	NA	NA	NA
Aroclor 1254	NE	NE	NA	NA	NA	NA	NA	NA	NA	NA	NA	NA	NA	NA	NA	NA
Aroclor 1260	NE	NE	NA	NA	NA	NA	NA	NA	NA	NA	NA	NA	NA	NA	NA	NA
Aroclor 1262	NE	NE	NA	NA	NA	NA	NA	NA	NA	NA	NA	NA	NA	NA	NA	NA
Aroclor 1268	NE	NE	NA	NA	NA	NA	NA	NA	NA	NA	NA	NA	NA	NA	NA	NA
Total PCB Aroclors	0.5	0.5	NA	NA	NA	NA	NA	NA	NA	NA	NA	NA	NA	NA	NA	NA
Pesticides (ug/l)																
Total Pesticides	NE	NE	NA	NA	NA	NA	NA	NA	NA	NA	NA	NA	NA	NA	NA	NA
Herbicides (ug/l)																
Total Herbicides	NE	NE	NA	NA	NA	NA	NA	NA	NA	NA	NA	NA	NA	NA	NA	NA
PCB Homologs (ug/l)																
Decachlorobiphenyl (PCB-209)	NE	NE	< 0.025	< 0.0266	< 0.025	< 0.0050	< 0.0050	< 0.0055 UJ	< 0.0054 UJ	< 0.0050	< 0.0050	< 0.0049	< 0.0049	< 0.0051	< 0.0051	< 0.0048
Dichlorobiphenyl	NE	NE	< 0.005	< 0.00532	< 0.005	< 0.0010	< 0.0010	< 0.0011 UJ	< 0.0011 UJ	< 0.0010	< 0.0010	< 0.00098	< 0.00098	< 0.0010	< 0.0010	< 0.00095
Heptachlorobiphenyl	NE	NE	< 0.015	< 0.016	< 0.015	< 0.0030	< 0.0030	< 0.0033 UJ	< 0.0032 UJ	< 0.0030	< 0.0030	< 0.0029	< 0.0029	< 0.0031	< 0.0031	< 0.0029
Hexachlorobiphenyl	NE	NE	< 0.01	< 0.0106	< 0.01	< 0.0020	< 0.0020	< 0.0022 UJ	< 0.0022 UJ	< 0.0020	< 0.0020	< 0.0020	< 0.0020	< 0.0020	< 0.0020	< 0.0019
Monochlorobiphenyl	NE	NE	< 0.005	< 0.00532	< 0.005	< 0.0010	**0.0024**	< 0.0011 UJ	< 0.0011 UJ	< 0.0010	< 0.0010	< 0.00098	< 0.00098	< 0.0010	< 0.0010	< 0.00095
Nonachlorobiphenyl	NE	NE	< 0.025	< 0.0266	< 0.025	< 0.0050	< 0.0050	< 0.0055 UJ	< 0.0054 UJ	< 0.0050	< 0.0050	< 0.0049	< 0.0049	< 0.0051	< 0.0051	< 0.0048
Octachlorobiphenyl	NE	NE	< 0.015	< 0.016	< 0.015	< 0.0030	< 0.0030	< 0.0033 UJ	< 0.0032 UJ	< 0.0030	< 0.0030	< 0.0029	< 0.0029	< 0.0031	< 0.0031	< 0.0029
Pentachlorobiphenyl	NE	NE	< 0.01	< 0.0106	< 0.01	< 0.0020	< 0.0020	< 0.0022 UJ	< 0.0022 UJ	< 0.0020	< 0.0020	< 0.0020	< 0.0020	< 0.0020	< 0.0020	< 0.0019
Tetrachlorobiphenyl	NE	NE	< 0.01	< 0.0106	< 0.01	< 0.0020	< 0.0020	< 0.0022 UJ	< 0.0022 UJ	< 0.0020	< 0.0020	< 0.0020	< 0.0020	< 0.0020	< 0.0020	< 0.0019
Trichlorobiphenyl	NE	NE	< 0.005	< 0.00532	< 0.005	< 0.0010	< 0.0010	< 0.0011 UJ	< 0.0011 UJ	< 0.0010	< 0.0010	**0.0010**	< 0.00098	< 0.0010	< 0.0010	< 0.00095
Total PCB Homologues	**0.5**	**0.5**	< 0.025	< 0.0266	< 0.025	< 0.0050	**0.0024**	< 0.0055 UJ	< 0.0054 UJ	< 0.0050	< 0.0050	**0.001**	< 0.0049	< 0.0051	< 0.0051	ND

Notes:
This is a summary table. Only detected compounds are presented.
Bold = Detected above reporting limit
GWPC = Ground water protection criteria
SWPC = Surface water protection criteria
Orange highlighted cells exceed GWPC
Yellow highlighted cells exceed SWPC
Italicized criteria indicate that criteria value is from CTDEEP Recommended Criteria Values for Common Additional Polluting Substances and Alternative Criteria Requests (September 2018)
<0.01 = Not detected above the specified laboratory reporting limit
NE = Criteriion has not been established
NA = Not analyzed for specific constituent
ug/L = microgram per liter
mg/L = milligram per Liter
(1) 0.1 mg/l is the current recommended screening criteria and requires CTDEEP approval to implement. 0.25 mg/l is the proposed GWPC.
(2) 100 ug/l is the promulgated GWPC. 70 ug/l is the Drinking Water Action Level set by the Connecticut Department of Public Health.

Table 3
Groundwater Analytical Data
February 2013 through November 2020

Location ID Sample ID Sample Date SDG	GWPC	SWPC	MW-R20 MW-R20-092818-2 9/28/2018 18I1338	MW-R20 MW-R20-121118-1 12/11/2018 18L0484	MW-R20 MW-R20-121118-2 12/11/2018 18L0484	MW-S15 MW-S15-021313-1 2/13/2013 SB64486	MW-S15 MW-S15-021313-2 2/13/2013 SB64486	MW-S15 MW-S15-051513-1 5/15/2013 SB69668	MW-S15 MW-S15-051513-2 5/15/2013 SB69668	MW-S15 MW-S15-08202013-1 8/20/2013 SB75322	MW-S15 MW-S15-08202013-2 8/20/2013 SB75322	MW-S15 MW-S15-11122013-1 11/12/2013 SB80164	MW-S15 MW-S15-11122013-2 11/12/2013 SB80164	MW-S15 MW-S15-04182014-1 4/18/2014 SB87951	MW-S15 MW-S15-04182014-2 4/18/2014 SB87951	MW-S15 MW-S15-090414-1 9/4/2014 SB95779
CT ETPH (mg/l)																
Aliphatic Hydrocarbons (ETPH) C9-C36	**0.25**	*0.25*	NA	NA	NA	< 0.2	< 0.2	< 0.2	< 0.2	< 0.2	< 0.2	< 0.2	< 0.2	< 0.2	< 0.2	NA
Total Petroleum Hydrocarbons	**0.25**	*0.25*	NA	NA	NA	< 0.2	< 0.2	< 0.2	< 0.2	< 0.2	< 0.2	< 0.2	< 0.2	< 0.2	< 0.2	NA
Unidentified	NE	NE	NA	NA	NA	< 0.2	< 0.2	< 0.2	< 0.2	< 0.2	< 0.2	< 0.2	< 0.2	< 0.2	< 0.2	NA
VOCs (ug/l)																
1,2,4-Trimethylbenzene	*5*	*49*	NA	NA	NA	< 1.00	< 1.00	< 1.00	< 1.00	< 1.00	< 1.00	< 1.00	< 1.00	< 1.00	< 1.00	NA
Acetone	700	*10000*	NA	NA	NA	< 10.0	< 10.0	< 10.0	< 10.0	< 10.0	< 10.0	< 10.0	< 10.0	< 10.0	< 10.0	NA
Chloroform	**6**	14100	NA	NA	NA	< 1.00	< 1.00	< 1.00	< 1.00	< 1.00	< 1.00	< 1.00	< 1.00	< 1.00	< 1.00	NA
Chloromethane	*18*	*10000*	NA	NA	NA	< 2.00	< 2.00	< 2.00	< 2.00	< 2.00	< 2.00	< 2.00	< 2.00	< 2.00	< 2.00	NA
Methyl Tert Butyl Ether (MTBE)	70	*10000*	NA	NA	NA	< 1.00	< 1.00	< 1.00	< 1.00	< 1.00	< 1.00	< 1.00	< 1.00	< 1.00	< 1.00	NA
Naphthalene	280	*210*	NA	NA	NA	< 1.00	< 1.00	< 1.00	< 1.00	< 1.00	< 1.00	< 1.00	< 1.00	< 1.00	< 1.00	NA
p-Isopropyltoluene	*25*	*200*	NA	NA	NA	< 1.00	< 1.00	< 1.00	< 1.00	< 1.00	< 1.00	< 1.00	< 1.00	< 1.00	< 1.00	NA
Tetrachloroethylene	5	88	NA	NA	NA	< 1.00	< 1.00	< 1.00	< 1.00	< 1.00	< 1.00	< 1.00	< 1.00	< 1.00	< 1.00	NA
Tetrahydrofuran	*4*	*9600*	NA	NA	NA	< 2.00	< 2.00	< 2.00	< 2.00	< 2.00	< 2.00	< 2.00	< 2.00	< 2.00	< 2.00	NA
Toluene	1000	4000000	NA	NA	NA	< 1.00	< 1.00	< 1.00	< 1.00	< 1.00	< 1.00	< 1.00	< 1.00	< 1.00	< 1.00	NA
Trichloroethene	5	2340	NA	NA	NA	< 1.00	< 1.00	< 1.00	< 1.00	< 1.00	< 1.00	< 1.00	< 1.00	< 1.00	< 1.00	NA
SVOCs (ug/l)																
2-Methylnaphthalene	*28*	*62*	NA	NA	NA	NA	NA	NA	NA	NA	NA	NA	NA	NA	NA	NA
Acenaphthene	*420*	*150*	NA	NA	NA	NA	NA	NA	NA	NA	NA	NA	NA	NA	NA	NA
Acenaphthylene	420	**0.3**	NA	NA	NA	NA	NA	NA	NA	NA	NA	NA	NA	NA	NA	NA
Anthracene	2000	1100000	NA	NA	NA	NA	NA	NA	NA	NA	NA	NA	NA	NA	NA	NA
Benzo(a)anthracene	**0.06**	**0.3**	NA	NA	NA	NA	NA	NA	NA	NA	NA	NA	NA	NA	NA	NA
Benzo(a)pyrene	**0.2**	**0.3**	NA	NA	NA	NA	NA	NA	NA	NA	NA	NA	NA	NA	NA	NA
Benzo(b)fluoranthene	**0.08**	**0.3**	NA	NA	NA	NA	NA	NA	NA	NA	NA	NA	NA	NA	NA	NA
Benzo(g,h,i)perylene	*0.48*	*150*	NA	NA	NA	NA	NA	NA	NA	NA	NA	NA	NA	NA	NA	NA
Benzo(k)fluoranthene	**0.5**	**0.3**	NA	NA	NA	NA	NA	NA	NA	NA	NA	NA	NA	NA	NA	NA
Chrysene	*4.8*	*0.54*	NA	NA	NA	NA	NA	NA	NA	NA	NA	NA	NA	NA	NA	NA
Dibenzo(a,h)anthracene	*0.1*	*0.3*	NA	NA	NA	NA	NA	NA	NA	NA	NA	NA	NA	NA	NA	NA
Fluoranthene	280	3700	NA	NA	NA	NA	NA	NA	NA	NA	NA	NA	NA	NA	NA	NA
Fluorene	280	140000	NA	NA	NA	NA	NA	NA	NA	NA	NA	NA	NA	NA	NA	NA
Indeno(1,2,3-cd)pyrene	*0.1*	*0.54*	NA	NA	NA	NA	NA	NA	NA	NA	NA	NA	NA	NA	NA	NA
Naphthalene	280	*210*	NA	NA	NA	NA	NA	NA	NA	NA	NA	NA	NA	NA	NA	NA
Phenanthrene	200	**0.077**	NA	NA	NA	NA	NA	NA	NA	NA	NA	NA	NA	NA	NA	NA
Pyrene	200	110000	NA	NA	NA	NA	NA	NA	NA	NA	NA	NA	NA	NA	NA	NA
SVOC-SIMs (ug/l)																
1-Methylnaphthalene	*5*	*61*	NA	NA	NA	< 0.050	< 0.050	< 0.050	< 0.050	< 0.050	< 0.050	< 0.050	< 0.050	< 0.050	< 0.250	< 0.050
2-Methylnaphthalene	*28*	*62*	NA	NA	NA	< 0.050	< 0.050	< 0.050	< 0.050	< 0.050	< 0.050	< 0.050	< 0.050	< 0.050	< 0.400	< 0.050
Acenaphthene	*420*	*150*	NA	NA	NA	< 0.050	< 0.050	< 0.050	< 0.050	< 0.050	< 0.050	< 0.050	< 0.050	< 0.050	< 0.050	< 0.050
Acenaphthylene	420	0.3	NA	NA	NA	< 0.050	< 0.050	< 0.050	< 0.050	< 0.050	< 0.050	< 0.050	< 0.050	< 0.050	< 0.050	< 0.050
Anthracene	2000	1100000	NA	NA	NA	< 0.050	< 0.050	< 0.050	< 0.050	< 0.050	< 0.050	< 0.050	< 0.050	< 0.050	< 0.050	< 0.050
Benzo(a)anthracene	**0.06**	0.3	NA	NA	NA	< 0.050	< 0.050	< 0.050	< 0.050	< 0.050	< 0.050	< 0.050	< 0.050	< 0.050	< 0.050	< 0.050
Benzo(a)pyrene	0.2	0.3	NA	NA	NA	< 0.050	< 0.050	< 0.050	< 0.050	< 0.050	< 0.050	< 0.050	< 0.050	< 0.050	< 0.050	< 0.050
Benzo(b)fluoranthene	**0.08**	0.3	NA	NA	NA	< 0.050	< 0.050	< 0.050	< 0.050	< 0.050	< 0.050	< 0.050	< 0.050	< 0.050	< 0.050	< 0.050
Benzo(g,h,i)perylene	*0.48*	*150*	NA	NA	NA	< 0.050	< 0.050	< 0.050	< 0.050	< 0.050	< 0.050	< 0.050	< 0.050	< 0.050	< 0.050	< 0.050
Benzo(k)fluoranthene	0.5	0.3	NA	NA	NA	< 0.050	< 0.050	< 0.050	< 0.050	< 0.050	< 0.050	< 0.050	< 0.050	< 0.050	< 0.050	< 0.050
Chrysene	*4.8*	*0.54*	NA	NA	NA	< 0.050	< 0.050	< 0.050	< 0.050	< 0.050	< 0.050	< 0.050	< 0.050	< 0.050	< 0.050	< 0.050
Dibenzo(a,h)anthracene	*0.1*	*0.3*	NA	NA	NA	< 0.050	< 0.050	< 0.050	< 0.050	< 0.050	< 0.050	< 0.050	< 0.050	< 0.050	< 0.050	< 0.050
Fluoranthene	280	3700	NA	NA	NA	< 0.050	< 0.050	< 0.050	< 0.050	< 0.050	< 0.050	< 0.050	< 0.050	< 0.050	< 0.050	< 0.050
Fluorene	280	140000	NA	NA	NA	< 0.050	< 0.050	< 0.050	< 0.050	< 0.050	< 0.050	< 0.050	< 0.050	< 0.050	< 0.050	< 0.050
Indeno(1,2,3-cd)pyrene	*0.1*	*0.54*	NA	NA	NA	< 0.050	< 0.050	< 0.050	< 0.050	< 0.050	< 0.050	< 0.050	< 0.050	< 0.050	< 0.050	< 0.050
Naphthalene	280	*210*	NA	NA	NA	< 0.050	< 0.050	< 0.050	< 0.050	< 0.050	< 0.050	< 0.050	< 0.050	< 0.050	**0.060**	< 0.050
Phenanthrene	200	**0.077**	NA	NA	NA	< 0.050	< 0.050	< 0.050	< 0.050	< 0.050	< 0.050	< 0.050	< 0.050	< 0.050	**0.055**	< 0.050
Pyrene	200	110000	NA	NA	NA	< 0.050	< 0.050	< 0.050	< 0.050	< 0.050	< 0.050	< 0.050	< 0.050	< 0.050	< 0.050	< 0.050
Total Metals (mg/l)																
Antimony	**0.006**	86	NA	NA	NA	< 0.0060	< 0.0060	< 0.0060	< 0.0060	< 0.0060	< 0.0060	< 0.0060	< 0.0060	< 0.0060	< 0.0060	< 0.0060
Arsenic	**0.05**	**0.004**	NA	NA	NA	< 0.0040	**0.0050**	**0.0047**	< 0.0080	**0.0051**	**0.0050**	**0.0059**	**0.0048**	< 0.0040	< 0.0040	**0.0046**
Barium	**1**	**2.2**	NA	NA	NA	**0.195**	**0.216**	**0.207**	**0.212**	**0.189**	**0.191**	**0.180**	**0.184**	**0.190**	**0.195**	**0.263**
Beryllium	**0.004**	**0.004**	NA	NA	NA	< 0.0020	< 0.0020	< 0.0020	< 0.0020	< 0.0020	< 0.0020	< 0.0020	< 0.0020	< 0.0020	< 0.0020	< 0.0020
Cadmium	0.005	0.006	NA	NA	NA	< 0.0025	< 0.0025	< 0.0025	< 0.0025	< 0.0025	< 0.0025	< 0.0025	< 0.0025	< 0.0025	< 0.0025	< 0.0025
Calcium	NE	NE	NA	NA	NA	**57.6**	**59.2**	**57.2**	**58.8**	**49.8**	**50.0**	**46.4**	**48.2**	NA	NA	NA
Chromium	**0.05**	NE	NA	NA	NA	< 0.0050	< 0.0050	< 0.0050	< 0.0050	< 0.0050	< 0.0050	< 0.0050	< 0.0050	< 0.0050	< 0.0050	< 0.0050
Cobalt	NE	NE	NA	NA	NA	NA	NA	NA	NA	NA	NA	NA	NA	NA	NA	NA
Copper	1.3	**0.048**	NA	NA	NA	< 0.0050	< 0.0050	< 0.0050	< 0.0050	< 0.0050	< 0.0050	< 0.0050	< 0.0050	< 0.0050	< 0.0050	< 0.0050
Iron	NE	*10*	NA	NA	NA	**11.7**	**12.4**	**13.5**	**13.8**	**11.7**	**11.8**	**11.8**	**11.9**	NA	NA	NA
Lead	**0.015**	**0.013**	NA	NA	NA	< 0.0075	< 0.0075	< 0.0075	< 0.0075	< 0.0075	< 0.0075	< 0.0075	< 0.0075	< 0.0075	< 0.0075	< 0.0075
Magnesium	NE	NE	NA	NA	NA	**19.2**	**20.8**	**23.4**	**24.0**	**20.6**	**20.7**	**19.6**	**20.3**	NA	NA	NA
Manganese	*0.5*	*0.93*	NA	NA	NA	**0.833**	**0.902**	**0.951**	**0.970**	**0.838**	**0.840**	**0.834**	**0.850**	NA	NA	NA
Mercury	0.002	0.0004	NA	NA	NA	< 0.00020	< 0.00020	< 0.00020	< 0.00020	< 0.00020	< 0.00020	< 0.00020	< 0.00020	< 0.00020	< 0.00020	< 0.00020
Nickel	**0.1**	**0.88**	NA	NA	NA	< 0.0050	< 0.0050	< 0.0050	< 0.0050	< 0.0050	< 0.0050	< 0.0050	< 0.0050	**0.0054**	**0.0062**	< 0.0050
Potassium	NE	NE	NA	NA	NA	**7.42**	**7.84**	**7.86**	**8.04**	**7.80**	**7.90**	**7.87**	**8.08**	NA	NA	NA
Selenium	0.05	0.05	NA	NA	NA	< 0.0150	< 0.0150	< 0.0150	< 0.0150	< 0.0150	< 0.0150	< 0.0150	< 0.0150	< 0.0150	< 0.0150	< 0.0150
Silver	0.036	0.012	NA	NA	NA	< 0.0050	< 0.0050	< 0.0050	< 0.0050	< 0.0050	< 0.0050	< 0.0050	< 0.0050	< 0.0050	< 0.0050	< 0.0050
Sodium	NE	NE	NA	NA	NA	**20.5**	**23.4**	**28.3**	**29.2**	**29.8**	**30.1**	**23.3**	**24.5**	NA	NA	NA
Thallium	**0.005**	0.063	NA	NA	NA	< 0.0050	< 0.0050	< 0.0050	< 0.0050	< 0.0050	< 0.0050	< 0.0050	< 0.0050	< 0.0050	< 0.0050	< 0.0050
Vanadium	**0.05**	*0.27*	NA	NA	NA	< 0.0050	< 0.0050	< 0.0050	< 0.0050	< 0.0050	< 0.0050	< 0.0050	< 0.0050	< 0.0050	< 0.0050	< 0.0050
Zinc	**5**	**0.123**	NA	NA	NA	< 0.0050	**0.0053**	< 0.0050	< 0.0050	< 0.0050	< 0.0050	< 0.0050	< 0.0050	< 0.0050	**0.0061**	< 0.0050

Table 3
Groundwater Analytical Data
February 2013 through November 2020

Location ID Sample ID Sample Date SDG	GWPC	SWPC	MW-R20 MW-R20-092818-2 9/28/2018 18I1338	MW-R20 MW-R20-121118-1 12/11/2018 18L0484	MW-R20 MW-R20-121118-2 12/11/2018 18L0484	MW-S15 MW-S15-021313-1 2/13/2013 SB64486	MW-S15 MW-S15-021313-2 2/13/2013 SB64486	MW-S15 MW-S15-051513-1 5/15/2013 SB69668	MW-S15 MW-S15-051513-2 5/15/2013 SB69668	MW-S15 MW-S15-08202013-1 8/20/2013 SB75322	MW-S15 MW-S15-08202013-2 8/20/2013 SB75322	MW-S15 MW-S15-11122013-1 11/12/2013 SB80164	MW-S15 MW-S15-11122013-2 11/12/2013 SB80164	MW-S15 MW-S15-04182014-1 4/18/2014 SB87951	MW-S15 MW-S15-04182014-2 4/18/2014 SB87951	MW-S15 MW-S15-090414-1 9/4/2014 SB95779
PCBs (ug/l)																
Aroclor 1016	NE	NE	NA	NA	NA	NA	NA	NA	NA	NA	NA	NA	NA	NA	NA	NA
Aroclor 1221	NE	NE	NA	NA	NA	NA	NA	NA	NA	NA	NA	NA	NA	NA	NA	NA
Aroclor 1232	NE	NE	NA	NA	NA	NA	NA	NA	NA	NA	NA	NA	NA	NA	NA	NA
Aroclor 1242	NE	NE	NA	NA	NA	NA	NA	NA	NA	NA	NA	NA	NA	NA	NA	NA
Aroclor 1248	NE	NE	NA	NA	NA	NA	NA	NA	NA	NA	NA	NA	NA	NA	NA	NA
Aroclor 1254	NE	NE	NA	NA	NA	NA	NA	NA	NA	NA	NA	NA	NA	NA	NA	NA
Aroclor 1260	NE	NE	NA	NA	NA	NA	NA	NA	NA	NA	NA	NA	NA	NA	NA	NA
Aroclor 1262	NE	NE	NA	NA	NA	NA	NA	NA	NA	NA	NA	NA	NA	NA	NA	NA
Aroclor 1268	NE	NE	NA	NA	NA	NA	NA	NA	NA	NA	NA	NA	NA	NA	NA	NA
Total PCB Aroclors	0.5	0.5	NA	NA	NA	NA	NA	NA	NA	NA	NA	NA	NA	NA	NA	NA
Pesticides (ug/l)																
Total Pesticides	NE	NE	NA	NA	NA	NA	NA	NA	NA	NA	NA	NA	NA	NA	NA	NA
Herbicides (ug/l)																
Total Herbicides	NE	NE	NA	NA	NA	NA	NA	NA	NA	NA	NA	NA	NA	NA	NA	NA
PCB Homologs (ug/l)																
Decachlorobiphenyl (PCB-209)	NE	NE	< 0.0050	< 0.0051	< 0.0050	< 0.025	< 0.025	< 0.025	< 0.025	< 0.025	< 0.025	< 0.025	< 0.025	< 0.025	< 0.025	NA
Dichlorobiphenyl	NE	NE	< 0.0010	< 0.0010	< 0.0010	< 0.005	< 0.005	< 0.005	< 0.005	< 0.005	< 0.005	< 0.005	< 0.005	< 0.005	< 0.005	NA
Heptachlorobiphenyl	NE	NE	< 0.0030	< 0.0030	< 0.0030	< 0.015	< 0.015	< 0.015	< 0.015	< 0.015	< 0.015	< 0.015	< 0.015	< 0.015	< 0.015	NA
Hexachlorobiphenyl	NE	NE	< 0.0020	< 0.0020	< 0.0020	< 0.01	< 0.01	< 0.01	< 0.01	< 0.01	< 0.01	< 0.01	< 0.01	< 0.01	< 0.01	NA
Monochlorobiphenyl	NE	NE	< 0.0010	< 0.0010	< 0.0010	< 0.005	< 0.005	< 0.005	< 0.005	< 0.005	< 0.005	< 0.005	< 0.005	< 0.005	< 0.005	NA
Nonachlorobiphenyl	NE	NE	< 0.0050	< 0.0051	< 0.0050	< 0.025	< 0.025	< 0.025	< 0.025	< 0.025	< 0.025	< 0.025	< 0.025	< 0.025	< 0.025	NA
Octachlorobiphenyl	NE	NE	< 0.0030	< 0.0030	< 0.0030	< 0.015	< 0.015	< 0.015	< 0.015	< 0.015	< 0.015	< 0.015	< 0.015	< 0.015	< 0.015	NA
Pentachlorobiphenyl	NE	NE	< 0.0020	< 0.0020	< 0.0020	< 0.01	< 0.01	< 0.01	< 0.01	< 0.01	< 0.01	< 0.01	< 0.01	< 0.01	< 0.01	NA
Tetrachlorobiphenyl	NE	NE	< 0.0020	< 0.0020	< 0.0020	< 0.01	< 0.01	< 0.01	< 0.01	< 0.01	< 0.01	< 0.01	< 0.01	< 0.01	< 0.01	NA
Trichlorobiphenyl	NE	NE	< 0.0010	< 0.0010	< 0.0010	< 0.005	< 0.005	< 0.005	< 0.005	< 0.005	< 0.005	< 0.005	< 0.005	**0.0102**	< 0.005	NA
Total PCB Homologues	**0.5**	**0.5**	ND	ND	ND	< 0.025	< 0.025	< 0.025	< 0.025	< 0.025	< 0.025	< 0.025	< 0.025	**0.0102**	< 0.025	NA

Notes:
This is a summary table. Only detected compounds are presented.
Bold = Detected above reporting limit
GWPC = Ground water protection criteria
SWPC = Surface water protection criteria
Orange highlighted cells exceed GWPC
Yellow highlighted cells exceed SWPC
Italicized criteria indicate that criteria value is from CTDEEP Recommended Criteria Values for Common Additional Polluting Substances and Alternative Criteria Requests (September 2018)
<0.01 = Not detected above the specified laboratory reporting limit
NE = Criteriion has not been established
NA = Not analyzed for specific constituent
ug/L = microgram per liter
mg/L = milligram per Liter
(1) 0.1 mg/l is the current recommended screening criteria and requires CTDEEP approval to implement. 0.25 mg/l is the proposed GWPC.
(2) 100 ug/l is the promulgated GWPC. 70 ug/l is the Drinking Water Action Level set by the Connecticut Department of Public Health.

Table 3
Groundwater Analytical Data
February 2013 through November 2020

Location ID Sample ID Sample Date SDG	GWPC	SWPC	MW-S15 MW-S15-090414-2 9/4/2014 SB95779	MW-S15 MW-S15-092514-1 9/25/2014 14090859	MW-S15 MW-S15-092514-2 9/25/2014 14090859	MW-S15 MW-S15-121714-1 12/17/2014 SC01370	MW-S15 MW-S15-121714-2 12/17/2014 SC01370	MW-S15 MW-S15-071415-1 7/14/2015 GBJ46776	MW-S15 MW-S15-102715 10/27/2015 GBK14343	MW-S15 MW-S15-011216 1/12/2016 16010232	MW-S15 MW-S15-041416 4/14/2016 16040313	MW-S15 MW-S15-082416 8/24/2016 GBN97446	MW-S15 MW-S15-DUP-08241 8/24/2016 GBN97446	MW-S15 MW-S15-122116-1 12/21/2016 16L1029	MW-S15 MW-S15-122116-2 12/21/2016 16L1029	MW-S15 MW-S15-20170410-1 4/10/2017 17D0409
CT ETPH (mg/l)																
Aliphatic Hydrocarbons (ETPH) C9-C36	**0.25**	*0.25*	NA	NA	NA	NA	NA	NA	NA	NA	NA	NA	NA	NA	NA	NA
Total Petroleum Hydrocarbons	**0.25**	*0.25*	NA	NA	NA	NA	NA	NA	NA	NA	NA	NA	NA	NA	NA	NA
Unidentified	NE	NE	NA	NA	NA	NA	NA	NA	NA	NA	NA	NA	NA	NA	NA	NA
VOCs (ug/l)																
1,2,4-Trimethylbenzene	*5*	*49*	NA	NA	NA	NA	NA	NA	NA	NA	NA	NA	NA	NA	NA	NA
Acetone	700	*10000*	NA	NA	NA	NA	NA	NA	NA	NA	NA	NA	NA	NA	NA	NA
Chloroform	**6**	14100	NA	NA	NA	NA	NA	NA	NA	NA	NA	NA	NA	NA	NA	NA
Chloromethane	*18*	*10000*	NA	NA	NA	NA	NA	NA	NA	NA	NA	NA	NA	NA	NA	NA
Methyl Tert Butyl Ether (MTBE)	70	*10000*	NA	NA	NA	NA	NA	NA	NA	NA	NA	NA	NA	NA	NA	NA
Naphthalene	280	*210*	NA	NA	NA	NA	NA	NA	NA	NA	NA	NA	NA	NA	NA	NA
p-Isopropyltoluene	*25*	*200*	NA	NA	NA	NA	NA	NA	NA	NA	NA	NA	NA	NA	NA	NA
Tetrachloroethylene	5	88	NA	NA	NA	NA	NA	NA	NA	NA	NA	NA	NA	NA	NA	NA
Tetrahydrofuran	*4*	*9600*	NA	NA	NA	NA	NA	NA	NA	NA	NA	NA	NA	NA	NA	NA
Toluene	1000	4000000	NA	NA	NA	NA	NA	NA	NA	NA	NA	NA	NA	NA	NA	NA
Trichloroethene	5	2340	NA	NA	NA	NA	NA	NA	NA	NA	NA	NA	NA	NA	NA	NA
SVOCs (ug/l)																
2-Methylnaphthalene	*28*	*62*	NA	NA	NA	NA	NA	< 0.10	< 0.05	< 0.05	< 0.05	< 0.05	< 0.05	< 0.05	< 0.05	< 0.05
Acenaphthene	*420*	*150*	NA	NA	NA	NA	NA	< 0.10	< 0.05	< 0.05	< 0.05	< 0.05	< 0.05	< 0.05	< 0.05	< 0.05
Acenaphthylene	420	**0.3**	NA	NA	NA	NA	NA	< 0.10	< 0.05	< 0.05	< 0.05	< 0.05	< 0.05	< 0.05	< 0.05	< 0.05
Anthracene	2000	1100000	NA	NA	NA	NA	NA	< 0.10	< 0.05	< 0.05	< 0.05	< 0.05	< 0.05	< 0.05	< 0.05	< 0.05
Benzo(a)anthracene	**0.06**	**0.3**	NA	NA	NA	NA	NA	< 0.02	< 0.05	< 0.05	< 0.05	< 0.05	< 0.05	< 0.05	< 0.05	< 0.05
Benzo(a)pyrene	**0.2**	**0.3**	NA	NA	NA	NA	NA	< 0.02	< 0.05	< 0.05	< 0.05	< 0.05	< 0.05	< 0.05	< 0.05	< 0.05
Benzo(b)fluoranthene	**0.08**	**0.3**	NA	NA	NA	NA	NA	< 0.02	< 0.05	< 0.05	< 0.05	< 0.05	< 0.05	< 0.05	< 0.05	< 0.05
Benzo(g,h,i)perylene	*0.48*	*150*	NA	NA	NA	NA	NA	< 0.10	< 0.05	< 0.05	< 0.05	< 0.05	< 0.05	< 0.05	< 0.05	< 0.05
Benzo(k)fluoranthene	**0.5**	**0.3**	NA	NA	NA	NA	NA	< 0.02	< 0.05	< 0.05	< 0.05	< 0.05	< 0.05	< 0.05	< 0.05	< 0.05
Chrysene	*4.8*	*0.54*	NA	NA	NA	NA	NA	< 0.02	< 0.05	< 0.05	< 0.05	< 0.05	< 0.05	< 0.05	< 0.05	< 0.05
Dibenzo(a,h)anthracene	*0.1*	*0.3*	NA	NA	NA	NA	NA	< 0.01	< 0.01	< 0.01	< 0.01	< 0.01	< 0.01	< 0.01	< 0.01	< 0.01
Fluoranthene	280	3700	NA	NA	NA	NA	NA	< 0.10	< 0.05	< 0.05	< 0.05	< 0.05	< 0.05	< 0.05	< 0.05	< 0.05
Fluorene	280	140000	NA	NA	NA	NA	NA	< 0.10	< 0.05	< 0.05	< 0.05	< 0.05	< 0.05	< 0.05	< 0.05	< 0.05
Indeno(1,2,3-cd)pyrene	*0.1*	*0.54*	NA	NA	NA	NA	NA	< 0.02	< 0.05	< 0.05	< 0.05	< 0.05	< 0.05	< 0.05	< 0.05	< 0.05
Naphthalene	280	*210*	NA	NA	NA	NA	NA	< 0.10	< 0.10	< 0.10	< 0.10	< 0.10	< 0.10	< 0.10	< 0.10	< 0.10
Phenanthrene	200	**0.077**	NA	NA	NA	NA	NA	< 0.07	< 0.05	< 0.05	< 0.05	< 0.05	< 0.05	< 0.05	< 0.05	< 0.05
Pyrene	200	110000	NA	NA	NA	NA	NA	< 0.10	< 0.05	< 0.05	< 0.05	< 0.05	< 0.05	< 0.05	< 0.05	< 0.05
SVOC-SIMs (ug/l)																
1-Methylnaphthalene	*5*	*61*	< 0.050	NA	NA	< 1.00	< 0.050	NA	NA	NA	NA	NA	NA	NA	NA	NA
2-Methylnaphthalene	*28*	*62*	< 0.050	NA	NA	< 1.00	< 0.050	NA	NA	NA	NA	NA	NA	NA	NA	NA
Acenaphthene	*420*	*150*	< 0.050	NA	NA	< 0.080	< 0.050	NA	NA	NA	NA	NA	NA	NA	NA	NA
Acenaphthylene	420	0.3	< 0.050	NA	NA	< 0.050	< 0.050	NA	NA	NA	NA	NA	NA	NA	NA	NA
Anthracene	2000	1100000	< 0.050	NA	NA	< 0.050	< 0.050	NA	NA	NA	NA	NA	NA	NA	NA	NA
Benzo(a)anthracene	**0.06**	0.3	< 0.050	NA	NA	< 0.050	< 0.050	NA	NA	NA	NA	NA	NA	NA	NA	NA
Benzo(a)pyrene	0.2	0.3	< 0.050	NA	NA	< 0.050	< 0.050	NA	NA	NA	NA	NA	NA	NA	NA	NA
Benzo(b)fluoranthene	**0.08**	0.3	< 0.050	NA	NA	< 0.050	< 0.050	NA	NA	NA	NA	NA	NA	NA	NA	NA
Benzo(g,h,i)perylene	*0.48*	*150*	< 0.050	NA	NA	< 0.050	< 0.050	NA	NA	NA	NA	NA	NA	NA	NA	NA
Benzo(k)fluoranthene	0.5	0.3	< 0.050	NA	NA	< 0.050	< 0.050	NA	NA	NA	NA	NA	NA	NA	NA	NA
Chrysene	*4.8*	*0.54*	< 0.050	NA	NA	< 0.050	< 0.050	NA	NA	NA	NA	NA	NA	NA	NA	NA
Dibenzo(a,h)anthracene	*0.1*	*0.3*	< 0.050	NA	NA	< 0.050	< 0.050	NA	NA	NA	NA	NA	NA	NA	NA	NA
Fluoranthene	280	3700	< 0.050	NA	NA	< 0.050	< 0.050	NA	NA	NA	NA	NA	NA	NA	NA	NA
Fluorene	280	140000	< 0.050	NA	NA	< 0.100	< 0.050	NA	NA	NA	NA	NA	NA	NA	NA	NA
Indeno(1,2,3-cd)pyrene	*0.1*	*0.54*	< 0.050	NA	NA	< 0.050	< 0.050	NA	NA	NA	NA	NA	NA	NA	NA	NA
Naphthalene	280	*210*	< 0.050	NA	NA	< 1.00	< 0.050	NA	NA	NA	NA	NA	NA	NA	NA	NA
Phenanthrene	200	**0.077**	< 0.050	NA	NA	< 0.050	< 0.050	NA	NA	NA	NA	NA	NA	NA	NA	NA
Pyrene	200	110000	< 0.050	NA	NA	< 0.050	< 0.050	NA	NA	NA	NA	NA	NA	NA	NA	NA
Total Metals (mg/l)																
Antimony	**0.006**	86	< 0.0060	NA	NA	< 0.0060	< 0.0060	< 0.005	< 0.005	< 0.005	< 0.005	< 0.005	< 0.005	< 0.005	< 0.005	< 0.005
Arsenic	**0.05**	**0.004**	**0.0044**	NA	NA	< 0.0040	< 0.0040	**0.006**	**0.005**	< 0.004	**0.004**	< 0.004	< 0.004	< 0.004	< 0.004	< 0.004
Barium	**1**	**2.2**	**0.256**	NA	NA	**0.104**	**0.116**	**0.129**	**0.106**	**0.071**	**0.103**	**0.099**	**0.099**	**0.094**	**0.090**	**0.109**
Beryllium	**0.004**	**0.004**	< 0.0020	NA	NA	< 0.0020	< 0.0020	< 0.001	< 0.001	< 0.001	< 0.001	< 0.001	< 0.001	< 0.001	< 0.001	< 0.001
Cadmium	0.005	0.006	< 0.0025	NA	NA	< 0.0025	< 0.0025	< 0.001	< 0.001	< 0.001	< 0.001	< 0.001	< 0.001	< 0.001	< 0.001	< 0.001
Calcium	NE	NE	NA	NA	NA	NA	NA	NA	NA	NA	NA	NA	NA	NA	NA	NA
Chromium	**0.05**	NE	< 0.0050	NA	NA	< 0.0050	< 0.0050	**0.001**	< 0.001	< 0.001	< 0.001	< 0.001	< 0.001	< 0.001	< 0.001	< 0.001
Cobalt	NE	NE	NA	NA	NA	NA	NA	NA	NA	NA	NA	NA	NA	NA	NA	NA
Copper	1.3	**0.048**	< 0.0050	NA	NA	< 0.0050	< 0.0050	< 0.005	< 0.005	< 0.005	< 0.005	**0.006**	< 0.005	< 0.005	< 0.005	< 0.005
Iron	NE	*10*	NA	NA	NA	NA	NA	NA	NA	NA	NA	NA	NA	NA	NA	NA
Lead	**0.015**	**0.013**	< 0.0075	NA	NA	< 0.0075	< 0.0075	**0.003**	< 0.002	**0.004**	< 0.002	< 0.002	< 0.002	< 0.002	< 0.002	< 0.002
Magnesium	NE	NE	NA	NA	NA	NA	NA	NA	NA	NA	NA	NA	NA	NA	NA	NA
Manganese	*0.5*	*0.93*	NA	NA	NA	NA	NA	NA	NA	NA	NA	NA	NA	NA	NA	NA
Mercury	0.002	0.0004	< 0.00020	NA	NA	< 0.00020	< 0.00020	< 0.0002	< 0.0002	< 0.0002	< 0.0002	< 0.0002	< 0.0002	< 0.0002	< 0.0002	< 0.0002
Nickel	**0.1**	**0.88**	< 0.0050	NA	NA	< 0.0050	< 0.0050	< 0.001	< 0.001	< 0.001	**0.001**	< 0.001	< 0.001	< 0.001	< 0.001	< 0.001
Potassium	NE	NE	NA	NA	NA	NA	NA	NA	NA	NA	NA	NA	NA	NA	NA	NA
Selenium	0.05	0.05	< 0.0150	NA	NA	< 0.0150	< 0.0150	< 0.010	< 0.010	< 0.010	< 0.010	< 0.010	< 0.010	< 0.010	< 0.010	< 0.010
Silver	0.036	0.012	< 0.0050	NA	NA	< 0.0050	< 0.0050	< 0.001	< 0.001	< 0.001	< 0.001	< 0.001	< 0.001	< 0.001	< 0.001	< 0.001
Sodium	NE	NE	NA	NA	NA	NA	NA	NA	NA	NA	NA	NA	NA	NA	NA	NA
Thallium	**0.005**	0.063	< 0.0050	NA	NA	< 0.0050	< 0.0050	< 0.001	< 0.001	< 0.001	< 0.001	< 0.001	< 0.001	< 0.001	< 0.001	< 0.0005
Vanadium	**0.05**	*0.27*	< 0.0050	NA	NA	< 0.0050	< 0.0050	< 0.002	< 0.002	**0.004**	**0.004**	< 0.002	< 0.002	**0.004**	**0.004**	**0.003**
Zinc	**5**	**0.123**	< 0.0050	NA	NA	< 0.0050	< 0.0050	**0.006**	< 0.002	< 0.002	< 0.002	< 0.002	< 0.002	< 0.002	< 0.002	**0.003**

Table 3
Groundwater Analytical Data
February 2013 through November 2020

Location ID Sample ID Sample Date SDG	GWPC	SWPC	MW-S15 MW-S15-090414-2 9/4/2014 SB95779	MW-S15 MW-S15-092514-1 9/25/2014 14090859	MW-S15 MW-S15-092514-2 9/25/2014 14090859	MW-S15 MW-S15-121714-1 12/17/2014 SC01370	MW-S15 MW-S15-121714-2 12/17/2014 SC01370	MW-S15 MW-S15-071415-1 7/14/2015 GBJ46776	MW-S15 MW-S15-102715 10/27/2015 GBK14343	MW-S15 MW-S15-011216 1/12/2016 16010232	MW-S15 MW-S15-041416 4/14/2016 16040313	MW-S15 MW-S15-082416 8/24/2016 GBN97446	MW-S15 MW-S15-DUP-08241 8/24/2016 GBN97446	MW-S15 MW-S15-122116-1 12/21/2016 16L1029	MW-S15 MW-S15-122116-2 12/21/2016 16L1029	MW-S15 MW-S15-20170410-1 4/10/2017 17D0409
PCBs (ug/l)																
Aroclor 1016	NE	NE	NA	NA	NA	NA	NA	NA	NA	NA	NA	NA	NA	NA	NA	NA
Aroclor 1221	NE	NE	NA	NA	NA	NA	NA	NA	NA	NA	NA	NA	NA	NA	NA	NA
Aroclor 1232	NE	NE	NA	NA	NA	NA	NA	NA	NA	NA	NA	NA	NA	NA	NA	NA
Aroclor 1242	NE	NE	NA	NA	NA	NA	NA	NA	NA	NA	NA	NA	NA	NA	NA	NA
Aroclor 1248	NE	NE	NA	NA	NA	NA	NA	NA	NA	NA	NA	NA	NA	NA	NA	NA
Aroclor 1254	NE	NE	NA	NA	NA	NA	NA	NA	NA	NA	NA	NA	NA	NA	NA	NA
Aroclor 1260	NE	NE	NA	NA	NA	NA	NA	NA	NA	NA	NA	NA	NA	NA	NA	NA
Aroclor 1262	NE	NE	NA	NA	NA	NA	NA	NA	NA	NA	NA	NA	NA	NA	NA	NA
Aroclor 1268	NE	NE	NA	NA	NA	NA	NA	NA	NA	NA	NA	NA	NA	NA	NA	NA
Total PCB Aroclors	0.5	0.5	NA	NA	NA	NA	NA	NA	NA	NA	NA	NA	NA	NA	NA	NA
Pesticides (ug/l)																
Total Pesticides	NE	NE	NA	NA	NA	NA	NA	NA	NA	NA	NA	NA	NA	NA	NA	NA
Herbicides (ug/l)																
Total Herbicides	NE	NE	NA	NA	NA	NA	NA	NA	NA	NA	NA	NA	NA	NA	NA	NA
PCB Homologs (ug/l)																
Decachlorobiphenyl (PCB-209)	NE	NE	NA	< 0.025	< 0.025	< 0.025	< 0.025	< 0.025	NA	< 0.025	< 0.025	< 0.0255	< 0.0263	< 0.0050	< 0.0051	< 0.0056
Dichlorobiphenyl	NE	NE	NA	< 0.005	< 0.005	< 0.005	< 0.005	< 0.005	NA	< 0.005	< 0.005	< 0.0051	< 0.00526	**0.022**	**0.0081**	**0.0044**
Heptachlorobiphenyl	NE	NE	NA	< 0.015	< 0.015	< 0.015	< 0.015	< 0.015	NA	< 0.015	< 0.015	< 0.0153	< 0.0158	< 0.0030	< 0.0030	< 0.0033
Hexachlorobiphenyl	NE	NE	NA	< 0.01	< 0.01	< 0.01	< 0.01	< 0.01	NA	< 0.01	< 0.01	< 0.0102	< 0.0105	< 0.0020	< 0.0020	< 0.0022
Monochlorobiphenyl	NE	NE	NA	< 0.005	< 0.005	< 0.005	< 0.005	< 0.005	NA	< 0.005	< 0.005	< 0.0051	< 0.00526	**0.020**	**0.0011**	< 0.0011
Nonachlorobiphenyl	NE	NE	NA	< 0.025	< 0.025	< 0.025	< 0.025	< 0.025	NA	< 0.025	< 0.025	< 0.0255	< 0.0263	< 0.0050	< 0.0051	< 0.0056
Octachlorobiphenyl	NE	NE	NA	< 0.015	< 0.015	< 0.015	< 0.015	< 0.015	NA	< 0.015	< 0.015	< 0.0153	< 0.0158	< 0.0030	< 0.0030	< 0.0033
Pentachlorobiphenyl	NE	NE	NA	< 0.01	< 0.01	< 0.01	< 0.01	< 0.01	NA	< 0.01	< 0.01	< 0.0102	< 0.0105	**0.0066**	**0.0070**	< 0.0022
Tetrachlorobiphenyl	NE	NE	NA	< 0.01	< 0.01	< 0.01	< 0.01	< 0.01	NA	< 0.01	< 0.01	< 0.0102	< 0.0105	**0.045**	**0.042**	**0.027**
Trichlorobiphenyl	NE	NE	NA	< 0.005	< 0.005	**0.0116**	**0.0146**	**0.0120**	NA	< 0.005	< 0.005	< 0.0051	< 0.00526	**0.045**	**0.041**	**0.025**
Total PCB Homologues	**0.5**	**0.5**	NA	< 0.025	< 0.025	**0.0116**	**0.0146**	**0.0120**	NA	< 0.025	< 0.025	< 0.0255	< 0.0263	**0.14**	**0.099**	**0.0564**

Notes:
This is a summary table. Only detected compounds are presented.
Bold = Detected above reporting limit
GWPC = Ground water protection criteria
SWPC = Surface water protection criteria
Orange highlighted cells exceed GWPC
Yellow highlighted cells exceed SWPC
Italicized criteria indicate that criteria value is from CTDEEP Recommended Criteria Values for Common Additional Polluting Substances and Alternative Criteria Requests (September 2018)
<0.01 = Not detected above the specified laboratory reporting limit
NE = Criteriion has not been established
NA = Not analyzed for specific constituent
ug/L = microgram per liter
mg/L = milligram per Liter
(1) 0.1 mg/l is the current recommended screening criteria and requires CTDEEP approval to implement. 0.25 mg/l is the proposed GWPC.
(2) 100 ug/l is the promulgated GWPC. 70 ug/l is the Drinking Water Action Level set by the Connecticut Department of Public Health.

Table 3
Groundwater Analytical Data
February 2013 through November 2020

Location ID Sample ID Sample Date SDG	GWPC	SWPC	MW-S15 MW-S15-20170410-2 4/10/2017 17D0409	MW-S15 MW-S15-081517-1 8/15/2017 17H0897	MW-S15 MW-S15-081517-2 8/15/2017 17H0897	MW-S15 MW-S15-111517-1 11/15/2017 17K0912	MW-S15 MW-S15-111517-2 11/15/2017 17K0912	MW-S15 MW-S15-030618-1 3/6/2018 18C0227	MW-S15 MW-S15-030618-2 3/6/2018 18C0227	MW-S15 MW-S15-062818-1 6/28/2018 18F1460	MW-S15 MW-S15-062818-2 6/28/2018 18F1460	MW-S15 MW-S15 092518-1 9/25/2018 GCB38518	MW-S15 MW-S15-092518-1 9/25/2018 18I1109	MW-S15 MW-S15 092518-2 9/25/2018 GCB38518	MW-S15 MW-S15-092518-2 9/25/2018 18I1109	MW-S15 MW-S15-121318-1 12/13/2018 18L0663
CT ETPH (mg/l)																
Aliphatic Hydrocarbons (ETPH) C9-C36	**0.25**	*0.25*	NA	NA	NA	NA	NA	NA	NA	NA	NA	NA	NA	NA	NA	**0.11**
Total Petroleum Hydrocarbons	**0.25**	*0.25*	NA	NA	NA	NA	NA	NA	NA	NA	NA	NA	NA	NA	NA	NA
Unidentified	NE	NE	NA	NA	NA	NA	NA	NA	NA	NA	NA	NA	NA	NA	NA	NA
VOCs (ug/l)																
1,2,4-Trimethylbenzene	*5*	*49*	NA	NA	NA	NA	NA	NA	NA	NA	NA	NA	NA	NA	NA	< 0.50
Acetone	700	*10000*	NA	NA	NA	NA	NA	NA	NA	NA	NA	NA	NA	NA	NA	< 20
Chloroform	**6**	14100	NA	NA	NA	NA	NA	NA	NA	NA	NA	NA	NA	NA	NA	< 0.50
Chloromethane	*18*	*10000*	NA	NA	NA	NA	NA	NA	NA	NA	NA	NA	NA	NA	NA	< 2.0
Methyl Tert Butyl Ether (MTBE)	70	*10000*	NA	NA	NA	NA	NA	NA	NA	NA	NA	NA	NA	NA	NA	< 0.50
Naphthalene	280	*210*	NA	NA	NA	NA	NA	NA	NA	NA	NA	NA	NA	NA	NA	< 5.0
p-Isopropyltoluene	*25*	*200*	NA	NA	NA	NA	NA	NA	NA	NA	NA	NA	NA	NA	NA	< 0.50
Tetrachloroethylene	5	88	NA	NA	NA	NA	NA	NA	NA	NA	NA	NA	NA	NA	NA	< 1.0
Tetrahydrofuran	*4*	*9600*	NA	NA	NA	NA	NA	NA	NA	NA	NA	NA	NA	NA	NA	< 10
Toluene	1000	4000000	NA	NA	NA	NA	NA	NA	NA	NA	NA	NA	NA	NA	NA	< 1.0
Trichloroethene	5	2340	NA	NA	NA	NA	NA	NA	NA	NA	NA	NA	NA	NA	NA	< 1.0
SVOCs (ug/l)																
2-Methylnaphthalene	*28*	*62*	NA	NA	NA	< 0.05	< 0.05	NA	NA	< 0.05	< 0.05	< 0.05	NA	< 0.05	NA	< 1.0
Acenaphthene	*420*	*150*	NA	NA	NA	< 0.05	< 0.05	NA	NA	< 0.05	< 0.05	< 0.05	NA	< 0.05	NA	< 0.30
Acenaphthylene	420	**0.3**	NA	NA	NA	< 0.05	< 0.05	NA	NA	< 0.05	< 0.05	< 0.05	NA	< 0.05	NA	< 0.20
Anthracene	2000	1100000	NA	NA	NA	< 0.05	< 0.05	NA	NA	< 0.05	< 0.05	< 0.05	NA	< 0.05	NA	< 0.20
Benzo(a)anthracene	**0.06**	**0.3**	NA	NA	NA	< 0.05	< 0.05	NA	NA	< 0.05	< 0.05	< 0.05	NA	< 0.05	NA	< 0.050
Benzo(a)pyrene	**0.2**	**0.3**	NA	NA	NA	< 0.05	< 0.05	NA	NA	< 0.05	< 0.05	< 0.05	NA	< 0.05	NA	< 0.10
Benzo(b)fluoranthene	**0.08**	**0.3**	NA	NA	NA	< 0.05	< 0.05	NA	NA	< 0.05	< 0.05	< 0.05	NA	< 0.05	NA	< 0.050
Benzo(g,h,i)perylene	*0.48*	*150*	NA	NA	NA	< 0.05	< 0.05	NA	NA	< 0.05	< 0.05	**0.19**	NA	< 0.05	NA	< 0.50
Benzo(k)fluoranthene	**0.5**	**0.3**	NA	NA	NA	< 0.05	< 0.05	NA	NA	< 0.05	< 0.05	< 0.05	NA	< 0.05	NA	< 0.20
Chrysene	*4.8*	*0.54*	NA	NA	NA	< 0.05	< 0.05	NA	NA	< 0.05	< 0.05	< 0.05	NA	< 0.05	NA	< 0.20
Dibenzo(a,h)anthracene	*0.1*	*0.3*	NA	NA	NA	< 0.01	< 0.01	NA	NA	< 0.01	< 0.01	**0.13**	NA	< 0.01	NA	< 0.10
Fluoranthene	280	3700	NA	NA	NA	< 0.05	< 0.05	NA	NA	< 0.05	< 0.05	< 0.05	NA	< 0.05	NA	< 0.50
Fluorene	280	140000	NA	NA	NA	< 0.05	< 0.05	NA	NA	< 0.05	< 0.05	< 0.05	NA	< 0.05	NA	< 1.0
Indeno(1,2,3-cd)pyrene	*0.1*	*0.54*	NA	NA	NA	< 0.05	< 0.05	NA	NA	< 0.05	< 0.05	**0.18**	NA	< 0.05	NA	< 0.10
Naphthalene	280	*210*	NA	NA	NA	< 0.10	< 0.09	NA	NA	< 0.10	< 0.10	< 0.09	NA	< 0.09	NA	< 1.0
Phenanthrene	200	**0.077**	NA	NA	NA	< 0.05	< 0.05	NA	NA	< 0.05	< 0.05	< 0.05	NA	< 0.05	NA	< 0.050
Pyrene	200	110000	NA	NA	NA	< 0.05	< 0.05	NA	NA	< 0.05	< 0.05	< 0.05	NA	< 0.05	NA	< 1.0
SVOC-SIMs (ug/l)																
1-Methylnaphthalene	*5*	*61*	NA	NA	NA	NA	NA	NA	NA	NA	NA	NA	NA	NA	NA	NA
2-Methylnaphthalene	*28*	*62*	NA	< 0.05	< 0.05	NA	NA	< 0.05	< 0.05	NA	NA	NA	NA	NA	NA	NA
Acenaphthene	*420*	*150*	NA	< 0.05	< 0.05	NA	NA	< 0.05	< 0.05	NA	NA	NA	NA	NA	NA	NA
Acenaphthylene	420	0.3	NA	< 0.05	< 0.05	NA	NA	< 0.05	< 0.05	NA	NA	NA	NA	NA	NA	NA
Anthracene	2000	1100000	NA	< 0.05	< 0.05	NA	NA	< 0.05	< 0.05	NA	NA	NA	NA	NA	NA	NA
Benzo(a)anthracene	**0.06**	0.3	NA	< 0.05	< 0.05	NA	NA	< 0.05	< 0.05	NA	NA	NA	NA	NA	NA	NA
Benzo(a)pyrene	0.2	0.3	NA	< 0.05	< 0.05	NA	NA	< 0.05	< 0.05	NA	NA	NA	NA	NA	NA	NA
Benzo(b)fluoranthene	**0.08**	0.3	NA	< 0.05	< 0.05	NA	NA	< 0.05	< 0.05	NA	NA	NA	NA	NA	NA	NA
Benzo(g,h,i)perylene	*0.48*	*150*	NA	< 0.05	< 0.05	NA	NA	< 0.05	< 0.05	NA	NA	NA	NA	NA	NA	NA
Benzo(k)fluoranthene	0.5	0.3	NA	< 0.05	< 0.05	NA	NA	< 0.05	< 0.05	NA	NA	NA	NA	NA	NA	NA
Chrysene	*4.8*	*0.54*	NA	< 0.05	< 0.05	NA	NA	< 0.05	< 0.05	NA	NA	NA	NA	NA	NA	NA
Dibenzo(a,h)anthracene	*0.1*	*0.3*	NA	< 0.01	< 0.01	NA	NA	< 0.01	< 0.01	NA	NA	NA	NA	NA	NA	NA
Fluoranthene	280	3700	NA	< 0.05	< 0.05	NA	NA	< 0.05	< 0.05	NA	NA	NA	NA	NA	NA	NA
Fluorene	280	140000	NA	< 0.05	< 0.05	NA	NA	< 0.05	< 0.05	NA	NA	NA	NA	NA	NA	NA
Indeno(1,2,3-cd)pyrene	*0.1*	*0.54*	NA	< 0.05	< 0.05	NA	NA	< 0.05	< 0.05	NA	NA	NA	NA	NA	NA	NA
Naphthalene	280	*210*	NA	**0.11**	< 0.1	NA	NA	< 0.10	< 0.10	NA	NA	NA	NA	NA	NA	NA
Phenanthrene	200	**0.077**	NA	< 0.05	< 0.05	NA	NA	< 0.05	< 0.05	NA	NA	NA	NA	NA	NA	NA
Pyrene	200	110000	NA	< 0.05	< 0.05	NA	NA	< 0.05	< 0.05	NA	NA	NA	NA	NA	NA	NA
Total Metals (mg/l)																
Antimony	**0.006**	86	< 0.005	< 0.005	< 0.005	< 0.005	< 0.005	NA	NA	< 0.005	< 0.005	< 0.005	NA	< 0.005	NA	< 0.0050
Arsenic	**0.05**	**0.004**	< 0.004	< 0.004	< 0.004	< 0.004	< 0.004	**0.005**	**0.005**	< 0.004	< 0.004	**0.007**	NA	**0.006**	NA	< 0.0020
Barium	**1**	**2.2**	**0.113**	**0.145**	**0.142**	**0.077**	**0.098**	**0.092**	**0.092**	**0.122**	**0.123**	**0.134**	NA	**0.132**	NA	**0.15**
Beryllium	**0.004**	**0.004**	< 0.001	< 0.001	< 0.001	< 0.001	< 0.001	NA	NA	< 0.001	< 0.001	< 0.001	NA	< 0.001	NA	< 0.0020
Cadmium	0.005	0.006	< 0.001	< 0.001	< 0.001	< 0.001	< 0.001	< 0.001	< 0.001	< 0.001	< 0.001	< 0.001	NA	< 0.001	NA	< 0.0025
Calcium	NE	NE	NA	NA	NA	NA	NA	NA	NA	NA	NA	NA	NA	NA	NA	NA
Chromium	**0.05**	NE	< 0.001	< 0.001	< 0.001	**0.001**	**0.002**	**0.002**	**0.002**	**0.001**	**0.001**	**0.002**	NA	**0.001**	NA	< 0.0050
Cobalt	NE	NE	NA	NA	NA	NA	NA	NA	NA	NA	NA	NA	NA	NA	NA	NA
Copper	1.3	**0.048**	< 0.005	< 0.005	< 0.005	**0.008**	**0.008**	NA	NA	< 0.005	< 0.005	< 0.005	NA	< 0.005	NA	< 0.025
Iron	NE	*10*	NA	NA	NA	NA	NA	NA	NA	NA	NA	NA	NA	NA	NA	NA
Lead	**0.015**	**0.013**	< 0.002	< 0.002	< 0.002	< 0.002	**0.002**	**0.001**	< 0.002	< 0.002	< 0.002	< 0.002	NA	< 0.002	NA	< 0.0050
Magnesium	NE	NE	NA	NA	NA	NA	NA	NA	NA	NA	NA	NA	NA	NA	NA	NA
Manganese	*0.5*	*0.93*	NA	NA	NA	NA	NA	NA	NA	NA	NA	NA	NA	NA	NA	NA
Mercury	0.002	0.0004	< 0.0002	< 0.0002	< 0.0002	< 0.0002	< 0.0002	< 0.0002	< 0.0002	< 0.0002	< 0.0002	< 0.0002	NA	< 0.0002	NA	< 0.00010
Nickel	**0.1**	**0.88**	< 0.001	< 0.001	**0.003**	**0.001**	< 0.001	NA	NA	< 0.001	< 0.001	< 0.001	NA	< 0.001	NA	< 0.025
Potassium	NE	NE	NA	NA	NA	NA	NA	NA	NA	NA	NA	NA	NA	NA	NA	NA
Selenium	0.05	0.05	< 0.010	< 0.01	< 0.01	< 0.010	< 0.010	< 0.010	< 0.010	< 0.010	< 0.010	< 0.010	NA	< 0.010	NA	< 0.025
Silver	0.036	0.012	< 0.001	< 0.001	< 0.001	< 0.001	< 0.001	< 0.001	< 0.001	< 0.001	< 0.001	< 0.001	NA	< 0.001	NA	< 0.0025
Sodium	NE	NE	NA	NA	NA	NA	NA	NA	NA	NA	NA	< 0.0005	NA	< 0.0005	NA	NA
Thallium	**0.005**	0.063	< 0.0005	< 0.001	< 0.001	< 0.001	< 0.001	NA	NA	< 0.0005	< 0.0005	NA	NA	NA	NA	< 0.0010
Vanadium	**0.05**	*0.27*	**0.003**	**0.004**	**0.003**	**0.004**	**0.008**	NA	NA	**0.003**	**0.003**	**0.004**	NA	**0.004**	NA	< 0.025
Zinc	**5**	**0.123**	**0.004**	< 0.002	< 0.002	**0.010**	**0.008**	NA	NA	< 0.002	< 0.002	< 0.004	NA	< 0.004	NA	< 0.05

Table 3
Groundwater Analytical Data
February 2013 through November 2020

Location ID Sample ID Sample Date SDG	GWPC	SWPC	MW-S15 MW-S15-20170410-2 4/10/2017 17D0409	MW-S15 MW-S15-081517-1 8/15/2017 17H0897	MW-S15 MW-S15-081517-2 8/15/2017 17H0897	MW-S15 MW-S15-111517-1 11/15/2017 17K0912	MW-S15 MW-S15-111517-2 11/15/2017 17K0912	MW-S15 MW-S15-030618-1 3/6/2018 18C0227	MW-S15 MW-S15-030618-2 3/6/2018 18C0227	MW-S15 MW-S15-062818-1 6/28/2018 18F1460	MW-S15 MW-S15-062818-2 6/28/2018 18F1460	MW-S15 MW-S15 092518-1 9/25/2018 GCB38518	MW-S15 MW-S15-092518-1 9/25/2018 18I1109	MW-S15 MW-S15 092518-2 9/25/2018 GCB38518	MW-S15 MW-S15-092518-2 9/25/2018 18I1109	MW-S15 MW-S15-121318-1 12/13/2018 18L0663
PCBs (ug/l)																
Aroclor 1016	NE	NE	NA	NA	NA	NA	NA	NA	NA	NA	NA	NA	NA	NA	NA	NA
Aroclor 1221	NE	NE	NA	NA	NA	NA	NA	NA	NA	NA	NA	NA	NA	NA	NA	NA
Aroclor 1232	NE	NE	NA	NA	NA	NA	NA	NA	NA	NA	NA	NA	NA	NA	NA	NA
Aroclor 1242	NE	NE	NA	NA	NA	NA	NA	NA	NA	NA	NA	NA	NA	NA	NA	NA
Aroclor 1248	NE	NE	NA	NA	NA	NA	NA	NA	NA	NA	NA	NA	NA	NA	NA	NA
Aroclor 1254	NE	NE	NA	NA	NA	NA	NA	NA	NA	NA	NA	NA	NA	NA	NA	NA
Aroclor 1260	NE	NE	NA	NA	NA	NA	NA	NA	NA	NA	NA	NA	NA	NA	NA	NA
Aroclor 1262	NE	NE	NA	NA	NA	NA	NA	NA	NA	NA	NA	NA	NA	NA	NA	NA
Aroclor 1268	NE	NE	NA	NA	NA	NA	NA	NA	NA	NA	NA	NA	NA	NA	NA	NA
Total PCB Aroclors	0.5	0.5	NA	NA	NA	NA	NA	NA	NA	NA	NA	NA	NA	NA	NA	NA
Pesticides (ug/l)																
Total Pesticides	NE	NE	NA	NA	NA	NA	NA	NA	NA	NA	NA	< 0.047	NA	< 0.047	NA	< 0.039
Herbicides (ug/l)																
Total Herbicides	NE	NE	NA	NA	NA	NA	NA	NA	NA	NA	NA	NA	NA	NA	NA	NA
PCB Homologs (ug/l)																
Decachlorobiphenyl (PCB-209)	NE	NE	< 0.0056	< 0.0053 UJ	< 0.0053 UJ	< 0.0052	< 0.0051	< 0.0051	< 0.0052	< 0.0051	< 0.0051	NA	< 0.0047	NA	< 0.0046	< 0.0052
Dichlorobiphenyl	NE	NE	**0.0064**	**0.0069 J**	**0.0075 J**	**0.010**	**0.0075**	**0.0019**	**0.0042**	**0.0049**	**0.0088**	NA	**0.0036**	NA	**0.0071**	**0.0043**
Heptachlorobiphenyl	NE	NE	< 0.0033	< 0.0032 UJ	< 0.0032 UJ	< 0.0031	< 0.0031	< 0.0031	< 0.0031	< 0.0031	< 0.0031	NA	< 0.0028	NA	< 0.0028	< 0.0031
Hexachlorobiphenyl	NE	NE	< 0.0022	< 0.0021 UJ	< 0.0021 UJ	< 0.0021	< 0.0020	< 0.0020	< 0.0021	< 0.0020	< 0.0020	NA	< 0.0019	NA	< 0.0018	< 0.0021
Monochlorobiphenyl	NE	NE	< 0.0011	< 0.0011 UJ	< 0.0011 UJ	**0.0023**	< 0.0010	< 0.0010	**0.0012**	< 0.0010	**0.0042**	NA	< 0.00095	NA	< 0.00092	< 0.0010
Nonachlorobiphenyl	NE	NE	< 0.0056	< 0.0053 UJ	< 0.0053 UJ	< 0.0052	< 0.0051	< 0.0051	< 0.0052	< 0.0051	< 0.0051	NA	< 0.0047	NA	< 0.0046	< 0.0052
Octachlorobiphenyl	NE	NE	< 0.0033	< 0.0032 UJ	< 0.0032 UJ	< 0.0031	< 0.0031	< 0.0031	< 0.0031	< 0.0031	< 0.0031	NA	< 0.0028	NA	< 0.0028	< 0.0031
Pentachlorobiphenyl	NE	NE	< 0.0022	**0.0054 J**	**0.0089 J**	**0.028**	**0.021**	**0.0076**	**0.0059**	< 0.0020	**0.0032**	NA	**0.0027**	NA	**0.0027**	**0.0030**
Tetrachlorobiphenyl	NE	NE	**0.034**	**0.029 J**	**0.040 J**	**0.093**	**0.078**	**0.026**	**0.025**	**0.015**	**0.015**	NA	**0.018**	NA	**0.024**	**0.017**
Trichlorobiphenyl	NE	NE	**0.032**	**0.028 J**	**0.032 J**	**0.057**	**0.043**	**0.016**	**0.017**	**0.013**	**0.014**	NA	**0.017**	NA	**0.016**	**0.015**
Total PCB Homologues	**0.5**	**0.5**	**0.0724**	**0.070 J**	**0.088 J**	**0.1903**	**0.1495**	**0.052**	**0.0533**	**0.0329**	**0.0452**	NA	**0.041**	NA	**0.050**	**0.040**

Notes:
This is a summary table. Only detected compounds are presented.
Bold = Detected above reporting limit
GWPC = Ground water protection criteria
SWPC = Surface water protection criteria
Orange highlighted cells exceed GWPC
Yellow highlighted cells exceed SWPC
Italicized criteria indicate that criteria value is from CTDEEP Recommended Criteria Values for Common Additional Polluting Substances and Alternative Criteria Requests (September 2018)
<0.01 = Not detected above the specified laboratory reporting limit
NE = Criteriion has not been established
NA = Not analyzed for specific constituent
ug/L = microgram per liter
mg/L = milligram per Liter
(1) 0.1 mg/l is the current recommended screening criteria and requires CTDEEP approval to implement. 0.25 mg/l is the proposed GWPC.
(2) 100 ug/l is the promulgated GWPC. 70 ug/l is the Drinking Water Action Level set by the Connecticut Department of Public Health.

Table 3
Groundwater Analytical Data
February 2013 through November 2020

Location ID Sample ID Sample Date SDG	GWPC	SWPC	MW-S15 MW-S15-121318-2 12/13/2018 18L0663	MW-S15 MW-S15-041619-1 4/16/2019 19D0862	MW-S15 MW-S15-041619-2 4/16/2019 19D0862	MW-S15 MW-S15-071619-1 7/16/2019 19G0869	MW-S15 MW-S15-071719-2 7/16/2019 19G0869	MW-S15 MW-S15-102319-1 10/23/2019 19J1470	MW-S15 MW-S15-102319-2 10/23/2019 19J1470	MW-S15 MW-S15-012020-1 1/20/2020 20A0885	MW-S15 MW-S15-040820-1 4/8/2020 20D0340	MW-S15 MW-S15-070820-1 7/8/2020 20G0356	MW-S15 MW-S15-110620-1 11/6/2020 20K0339	MW-T23 MW-T23-021313-1 2/13/2013 SB64588	MW-T23 MW-T23-051413-1 5/14/2013 SB69668	MW-T23 MW-T23-051513-1 5/15/2013 SB69668
CT ETPH (mg/l)																
Aliphatic Hydrocarbons (ETPH) C9-C36	**0.25**	*0.25*	**0.10**	**0.17**	**0.18**	**0.15**	**0.17**	**0.16**	< 0.15	NA	NA	NA	NA	< 0.2	NA	< 0.2
Total Petroleum Hydrocarbons	**0.25**	*0.25*	NA	NA	NA	NA	NA	NA	NA	NA	NA	NA	NA	< 0.2	NA	< 0.2
Unidentified	NE	NE	NA	NA	NA	NA	NA	NA	NA	NA	NA	NA	NA	< 0.2	NA	< 0.2
VOCs (ug/l)																
1,2,4-Trimethylbenzene	*5*	*49*	< 0.50	< 0.50	< 0.50	NA	NA	NA	NA	NA	NA	NA	NA	< 1.00	< 1.00	NA
Acetone	700	*10000*	< 20	< 10	< 10	NA	NA	NA	NA	NA	NA	NA	NA	< 10.0	< 10.0	NA
Chloroform	**6**	14100	< 0.50	< 0.50	< 0.50	NA	NA	NA	NA	NA	NA	NA	NA	< 1.00	< 1.00	NA
Chloromethane	*18*	*10000*	< 2.0	< 0.60	< 0.60	NA	NA	NA	NA	NA	NA	NA	NA	< 2.00	< 2.00	NA
Methyl Tert Butyl Ether (MTBE)	70	*10000*	< 0.50	< 0.50	< 0.50	NA	NA	NA	NA	NA	NA	NA	NA	< 1.00	< 1.00	NA
Naphthalene	280	*210*	< 5.0	< 2.0	< 2.0	NA	NA	NA	NA	NA	NA	NA	NA	< 1.00	< 1.00	NA
p-Isopropyltoluene	*25*	*200*	< 0.50	< 0.50	< 0.50	NA	NA	NA	NA	NA	NA	NA	NA	< 1.00	< 1.00	NA
Tetrachloroethylene	5	88	< 1.0	< 1.0	< 1.0	NA	NA	NA	NA	NA	NA	NA	NA	< 1.00	< 1.00	NA
Tetrahydrofuran	*4*	*9600*	< 10	< 10	< 10	NA	NA	NA	NA	NA	NA	NA	NA	< 2.00	< 2.00	NA
Toluene	1000	4000000	< 1.0	< 1.0	< 1.0	NA	NA	NA	NA	NA	NA	NA	NA	< 1.00	< 1.00	NA
Trichloroethene	5	2340	< 1.0	< 1.0	< 1.0	NA	NA	NA	NA	NA	NA	NA	NA	< 1.00	< 1.00	NA
SVOCs (ug/l)																
2-Methylnaphthalene	*28*	*62*	< 1.0	< 1.0	< 1.0	< 0.98	< 0.99	< 0.96	< 1.0	NA	< 0.97	NA	NA	NA	NA	NA
Acenaphthene	*420*	*150*	< 0.31	< 0.30	< 0.30	< 0.29	< 0.30	< 0.29	< 0.30	NA	< 0.29	NA	NA	NA	NA	NA
Acenaphthylene	420	**0.3**	< 0.21	< 0.20	< 0.20	< 0.20	< 0.20	< 0.19	< 0.20	NA	< 0.19	NA	NA	NA	NA	NA
Anthracene	2000	1100000	< 0.21	< 0.20	< 0.20	< 0.20	< 0.20	< 0.19	< 0.20	NA	< 0.19	NA	NA	NA	NA	NA
Benzo(a)anthracene	**0.06**	**0.3**	< 0.052	< 0.050	< 0.051	< 0.049	< 0.050	< 0.048	< 0.050	NA	< 0.049	NA	NA	NA	NA	NA
Benzo(a)pyrene	**0.2**	**0.3**	< 0.10	< 0.10	< 0.10	< 0.098	< 0.099	< 0.096	< 0.10	NA	< 0.097	NA	NA	NA	NA	NA
Benzo(b)fluoranthene	**0.08**	**0.3**	< 0.052	< 0.050	< 0.051	< 0.049	< 0.050	< 0.048	< 0.050	NA	< 0.049	NA	NA	NA	NA	NA
Benzo(g,h,i)perylene	*0.48*	*150*	< 0.52	< 0.50	< 0.51	< 0.49	< 0.50	< 0.48	< 0.50	NA	< 0.49	NA	NA	NA	NA	NA
Benzo(k)fluoranthene	**0.5**	**0.3**	< 0.21	< 0.20	< 0.20	< 0.20	< 0.20	< 0.19	< 0.20	NA	< 0.19	NA	NA	NA	NA	NA
Chrysene	*4.8*	*0.54*	< 0.21	< 0.20	< 0.20	< 0.20	< 0.20	< 0.19	< 0.20	NA	< 0.19	NA	NA	NA	NA	NA
Dibenzo(a,h)anthracene	*0.1*	*0.3*	< 0.10	< 0.10	< 0.10	< 0.098	< 0.099	< 0.096	< 0.10	NA	< 0.097	NA	NA	NA	NA	NA
Fluoranthene	280	3700	< 0.52	< 0.50	< 0.51	< 0.49	< 0.50	< 0.48	< 0.50	NA	< 0.49	NA	NA	NA	NA	NA
Fluorene	280	140000	< 1.0	< 1.0	< 1.0	< 0.98	< 0.99	< 0.96	< 1.0	NA	< 0.97	NA	NA	NA	NA	NA
Indeno(1,2,3-cd)pyrene	*0.1*	*0.54*	< 0.10	< 0.10	< 0.10	< 0.098	< 0.099	< 0.096	< 0.10	NA	< 0.097	NA	NA	NA	NA	NA
Naphthalene	280	*210*	< 1.0	< 1.0	< 1.0	< 0.98	< 0.99	< 0.96	< 1.0	NA	< 0.97	NA	NA	NA	NA	NA
Phenanthrene	200	**0.077**	< 0.052	< 0.050	< 0.051	< 0.049	< 0.050	< 0.048	< 0.050	NA	< 0.049	NA	NA	NA	NA	NA
Pyrene	200	110000	< 1.0	< 1.0	< 1.0	< 0.98	< 0.99	< 0.96	< 1.0	NA	< 0.97	NA	NA	NA	NA	NA
SVOC-SIMs (ug/l)																
1-Methylnaphthalene	*5*	*61*	NA	NA	NA	NA	NA	NA	NA	NA	NA	NA	NA	< 0.050	< 0.050	NA
2-Methylnaphthalene	*28*	*62*	NA	NA	NA	NA	NA	NA	NA	NA	NA	NA	NA	< 0.050	< 0.050	NA
Acenaphthene	*420*	*150*	NA	NA	NA	NA	NA	NA	NA	NA	NA	NA	NA	< 0.050	< 0.050	NA
Acenaphthylene	420	0.3	NA	NA	NA	NA	NA	NA	NA	NA	NA	NA	NA	< 0.050	< 0.050	NA
Anthracene	2000	1100000	NA	NA	NA	NA	NA	NA	NA	NA	NA	NA	NA	< 0.050	< 0.050	NA
Benzo(a)anthracene	**0.06**	0.3	NA	NA	NA	NA	NA	NA	NA	NA	NA	NA	NA	< 0.050	< 0.050	NA
Benzo(a)pyrene	0.2	0.3	NA	NA	NA	NA	NA	NA	NA	NA	NA	NA	NA	< 0.050	< 0.050	NA
Benzo(b)fluoranthene	**0.08**	0.3	NA	NA	NA	NA	NA	NA	NA	NA	NA	NA	NA	< 0.050	< 0.050	NA
Benzo(g,h,i)perylene	*0.48*	*150*	NA	NA	NA	NA	NA	NA	NA	NA	NA	NA	NA	< 0.050	< 0.050	NA
Benzo(k)fluoranthene	0.5	0.3	NA	NA	NA	NA	NA	NA	NA	NA	NA	NA	NA	< 0.050	< 0.050	NA
Chrysene	*4.8*	*0.54*	NA	NA	NA	NA	NA	NA	NA	NA	NA	NA	NA	< 0.050	< 0.050	NA
Dibenzo(a,h)anthracene	*0.1*	*0.3*	NA	NA	NA	NA	NA	NA	NA	NA	NA	NA	NA	< 0.050	< 0.050	NA
Fluoranthene	280	3700	NA	NA	NA	NA	NA	NA	NA	NA	NA	NA	NA	< 0.050	< 0.050	NA
Fluorene	280	140000	NA	NA	NA	NA	NA	NA	NA	NA	NA	NA	NA	< 0.050	< 0.050	NA
Indeno(1,2,3-cd)pyrene	*0.1*	*0.54*	NA	NA	NA	NA	NA	NA	NA	NA	NA	NA	NA	< 0.050	< 0.050	NA
Naphthalene	280	*210*	NA	NA	NA	NA	NA	NA	NA	NA	NA	NA	NA	< 0.050	< 0.050	NA
Phenanthrene	200	**0.077**	NA	NA	NA	NA	NA	NA	NA	NA	NA	NA	NA	< 0.050	< 0.050	NA
Pyrene	200	110000	NA	NA	NA	NA	NA	NA	NA	NA	NA	NA	NA	< 0.050	< 0.050	NA
Total Metals (mg/l)																
Antimony	**0.006**	86	< 0.0050	< 0.0010	< 0.0010	< 0.0010	< 0.0010	< 0.0010	< 0.0010	< 0.0010	< 0.0010	< 0.0010	< 0.0010	< 0.0060	< 0.0060	NA
Arsenic	**0.05**	**0.004**	< 0.0020	**0.0022**	**0.0020**	**0.0010**	**0.0012**	**0.0016**	**0.0016**	< 0.00080	< 0.00080	< 0.00080	**0.0011**	**0.0072**	**0.0114**	NA
Barium	**1**	**2.2**	**0.15**	**0.11**	**0.11**	**0.13**	**0.13**	**0.11**	**0.11**	**0.12**	**0.16**	**0.13**	**0.097**	**0.448**	**0.454**	NA
Beryllium	**0.004**	**0.004**	< 0.0020	< 0.00040	< 0.00040	< 0.00040	< 0.00040	< 0.00040	< 0.00040	< 0.00040	< 0.00040	< 0.00040	< 0.00040	< 0.0020	**0.0049**	NA
Cadmium	0.005	0.006	< 0.0025	< 0.00050	< 0.00050	< 0.00020	< 0.00020	< 0.00020	< 0.00020	< 0.00020	< 0.00020	< 0.00020	< 0.00020	< 0.0025	< 0.0025	NA
Calcium	NE	NE	NA	NA	NA	NA	NA	NA	NA	NA	NA	NA	NA	**44.2**	**51.3**	NA
Chromium	**0.05**	NE	< 0.0050	< 0.0010	< 0.0010	< 0.0010	< 0.0010	< 0.0010	< 0.0010	**0.0011**	**0.0012**	**0.0012**	**0.0015**	**0.0474**	**0.0564**	NA
Cobalt	NE	NE	NA	NA	NA	NA	NA	NA	NA	NA	NA	NA	NA	NA	NA	NA
Copper	1.3	**0.048**	< 0.025	< 0.0050	< 0.0050	< 0.0010	< 0.0010	**0.0044**	**0.0040**	< 0.0010	**0.0013**	< 0.0010	**0.0017**	**0.0308**	**0.0504**	NA
Iron	NE	*10*	NA	NA	NA	NA	NA	NA	NA	NA	NA	NA	NA	**21.8**	**31.2**	NA
Lead	**0.015**	**0.013**	< 0.0050	< 0.0010	< 0.0010	< 0.00050	< 0.00050	< 0.00050	< 0.00050	< 0.00050	< 0.00050	< 0.00050	< 0.00050	**0.0226**	**0.0492**	NA
Magnesium	NE	NE	NA	NA	NA	NA	NA	NA	NA	NA	NA	NA	NA	**14.7**	**16.5**	NA
Manganese	*0.5*	*0.93*	NA	NA	NA	NA	NA	NA	NA	NA	NA	NA	NA	**1.74**	**0.991**	NA
Mercury	0.002	0.0004	< 0.00010	< 0.00010	< 0.00010	< 0.00010	< 0.00010	< 0.00010	< 0.00010	< 0.00010	< 0.00010	< 0.00010	< 0.00010	< 0.00020	< 0.00020	NA
Nickel	**0.1**	**0.88**	< 0.025	< 0.0050	< 0.0050	< 0.0050	< 0.0050	< 0.0050	< 0.0050	< 0.0050	< 0.0050	< 0.0050	< 0.0050	**0.0182**	**0.0266**	NA
Potassium	NE	NE	NA	NA	NA	NA	NA	NA	NA	NA	NA	NA	NA	**12.5**	**12.5**	NA
Selenium	0.05	0.05	< 0.025	< 0.0050	< 0.0050	< 0.0050	< 0.0050	< 0.0050	< 0.0050	< 0.0050	< 0.0050	< 0.0050	< 0.0050	< 0.0150	< 0.0150	NA
Silver	0.036	0.012	< 0.0025	< 0.00050	< 0.00050	< 0.00020	< 0.00020	< 0.00020	< 0.00020	< 0.00020	< 0.00020	< 0.00020	< 0.00020	< 0.0050	< 0.0050	NA
Sodium	NE	NE	NA	NA	NA	NA	NA	NA	NA	NA	NA	NA	NA	**85.8**	**55.0**	NA
Thallium	**0.005**	0.063	< 0.0010	< 0.00020	< 0.00020	< 0.00020	< 0.00020	< 0.00020	< 0.00020	< 0.00020	< 0.00020	< 0.00020	< 0.00020	< 0.0050	< 0.0050	NA
Vanadium	**0.05**	*0.27*	< 0.025	< 0.0050	< 0.0050	< 0.0050	< 0.0050	< 0.0050	< 0.0050	< 0.0050	< 0.0050	< 0.0050	< 0.0050	**0.0412**	**0.0620**	NA
Zinc	**5**	**0.123**	< 0.05	< 0.01	< 0.01	< 0.01	< 0.01	< 0.01	< 0.01	< 0.01	< 0.01	< 0.01	< 0.01	**0.106**	**0.107**	NA

Table 3
Groundwater Analytical Data
February 2013 through November 2020

Location ID Sample ID Sample Date SDG	GWPC	SWPC	MW-S15 MW-S15-121318-2 12/13/2018 18L0663	MW-S15 MW-S15-041619-1 4/16/2019 19D0862	MW-S15 MW-S15-041619-2 4/16/2019 19D0862	MW-S15 MW-S15-071619-1 7/16/2019 19G0869	MW-S15 MW-S15-071719-2 7/16/2019 19G0869	MW-S15 MW-S15-102319-1 10/23/2019 19J1470	MW-S15 MW-S15-102319-2 10/23/2019 19J1470	MW-S15 MW-S15-012020-1 1/20/2020 20A0885	MW-S15 MW-S15-040820-1 4/8/2020 20D0340	MW-S15 MW-S15-070820-1 7/8/2020 20G0356	MW-S15 MW-S15-110620-1 11/6/2020 20K0339	MW-T23 MW-T23-021313-1 2/13/2013 SB64588	MW-T23 MW-T23-051413-1 5/14/2013 SB69668	MW-T23 MW-T23-051513-1 5/15/2013 SB69668
PCBs (ug/l)																
Aroclor 1016	NE	NE	NA	NA	NA	NA	NA	NA	NA	NA	NA	NA	NA	NA	NA	NA
Aroclor 1221	NE	NE	NA	NA	NA	NA	NA	NA	NA	NA	NA	NA	NA	NA	NA	NA
Aroclor 1232	NE	NE	NA	NA	NA	NA	NA	NA	NA	NA	NA	NA	NA	NA	NA	NA
Aroclor 1242	NE	NE	NA	NA	NA	NA	NA	NA	NA	NA	NA	NA	NA	NA	NA	NA
Aroclor 1248	NE	NE	NA	NA	NA	NA	NA	NA	NA	NA	NA	NA	NA	NA	NA	NA
Aroclor 1254	NE	NE	NA	NA	NA	NA	NA	NA	NA	NA	NA	NA	NA	NA	NA	NA
Aroclor 1260	NE	NE	NA	NA	NA	NA	NA	NA	NA	NA	NA	NA	NA	NA	NA	NA
Aroclor 1262	NE	NE	NA	NA	NA	NA	NA	NA	NA	NA	NA	NA	NA	NA	NA	NA
Aroclor 1268	NE	NE	NA	NA	NA	NA	NA	NA	NA	NA	NA	NA	NA	NA	NA	NA
Total PCB Aroclors	0.5	0.5	NA	NA	NA	NA	NA	NA	NA	NA	NA	NA	NA	NA	NA	NA
Pesticides (ug/l)																
Total Pesticides	NE	NE	< 0.040	< 0.038	< 0.040	< 0.039	< 0.039	< 0.040	< 0.040	NA	NA	NA	NA	NA	NA	NA
Herbicides (ug/l)																
Total Herbicides	NE	NE	NA	NA	NA	NA	NA	NA	NA	NA	NA	NA	NA	NA	NA	NA
PCB Homologs (ug/l)																
Decachlorobiphenyl (PCB-209)	NE	NE	< 0.0052	< 0.0049	< 0.0050	< 0.0050	< 0.0050	< 0.0049	< 0.0048	< 0.0049	< 0.0050	< 0.0050	< 0.0049	< 0.025	NA	< 0.0278
Dichlorobiphenyl	NE	NE	**0.0047**	**0.0038**	**0.0030**	**0.0039**	**0.0031**	**0.0043**	**0.0040**	**0.0038**	**0.0032**	**0.0032**	**0.0054**	< 0.005	NA	< 0.00556
Heptachlorobiphenyl	NE	NE	< 0.0031	< 0.0029	< 0.0030	< 0.0030	< 0.0030	< 0.0029	< 0.0029	< 0.0029	< 0.0030	< 0.0030	< 0.0029	< 0.015	NA	< 0.0167
Hexachlorobiphenyl	NE	NE	< 0.0021	< 0.0020	< 0.0020	< 0.0020	< 0.0020	< 0.0019	< 0.0019	< 0.0020	< 0.0020	< 0.0020	< 0.0020	< 0.01	NA	< 0.0111
Monochlorobiphenyl	NE	NE	< 0.0010	< 0.00098	< 0.0010	< 0.0010	< 0.0010	< 0.00097	< 0.00096	< 0.00098	< 0.00099	< 0.00099	< 0.00098	< 0.005	NA	< 0.00556
Nonachlorobiphenyl	NE	NE	< 0.0052	< 0.0049	< 0.0050	< 0.0050	< 0.0050	< 0.0049	< 0.0048	< 0.0049	< 0.0050	< 0.0050	< 0.0049	< 0.025	NA	< 0.0278
Octachlorobiphenyl	NE	NE	< 0.0031	< 0.0029	< 0.0030	< 0.0030	< 0.0030	< 0.0029	< 0.0029	< 0.0029	< 0.0030	< 0.0030	< 0.0029	< 0.015	NA	< 0.0167
Pentachlorobiphenyl	NE	NE	< 0.0021	**0.0023**	< 0.0020	< 0.0020	< 0.0020	**0.0031**	**0.0025**	< 0.0020	< 0.0020	< 0.0020	< 0.0020	< 0.01	NA	< 0.0111
Tetrachlorobiphenyl	NE	NE	**0.013**	**0.016**	**0.016**	**0.012**	**0.011**	**0.017**	**0.016**	**0.013**	**0.0088**	**0.010**	**0.015**	< 0.01	NA	< 0.0111
Trichlorobiphenyl	NE	NE	**0.015**	**0.015**	**0.016**	**0.014**	**0.013**	**0.014**	**0.016**	**0.013**	**0.0096**	**0.012**	**0.016**	< 0.005	NA	< 0.00556
Total PCB Homologues	**0.5**	**0.5**	**0.033**	**0.036**	**0.036**	**0.029**	**0.027**	**0.038**	**0.039**	**0.0298**	**0.022**	**0.025**	**0.036**	< 0.025	NA	< 0.0278

Notes:
This is a summary table. Only detected compounds are presented.
Bold = Detected above reporting limit
GWPC = Ground water protection criteria
SWPC = Surface water protection criteria
Orange highlighted cells exceed GWPC
Yellow highlighted cells exceed SWPC
Italicized criteria indicate that criteria value is from CTDEEP Recommended Criteria Values for Common Additional Polluting Substances and Alternative Criteria Requests (September 2018)
<0.01 = Not detected above the specified laboratory reporting limit
NE = Criteriion has not been established
NA = Not analyzed for specific constituent
ug/L = microgram per liter
mg/L = milligram per Liter
(1) 0.1 mg/l is the current recommended screening criteria and requires CTDEEP approval to implement. 0.25 mg/l is the proposed GWPC.
(2) 100 ug/l is the promulgated GWPC. 70 ug/l is the Drinking Water Action Level set by the Connecticut Department of Public Health.

Table 3
Groundwater Analytical Data
February 2013 through November 2020

Location ID Sample ID Sample Date SDG	GWPC	SWPC	MW-T23 MW-T23-08212013-1 8/21/2013 SB75529	MW-T23 MW-T23-11132013-1 11/13/2013 SB80319	MW-T23 MW-T23-04162014-1 4/16/2014 SB87783	MW-T23 MW-T23-092214-1 9/22/2014 14090840	MW-T23 MW-T23-121514-1 12/15/2014 14120375	MW-T23 MW-T23-102815 10/28/2015 15100753	MW-T23 MW-T23-011316 1/13/2016 16010232	MW-T23 MW-T23-041216 4/12/2016 16040249	MW-T23 MW-T23-082516 8/25/2016 16080630	MW-T23 MW-T23-122016-1 12/20/2016 16L0972	MW-T23 MW-T23-20170412-1 4/12/2017 17D0656	MW-T23 MW-T23-081817-1 8/18/2017 17H1062	MW-T23 MW-T23-111617-1 11/16/2017 17K1027	MW-T23 MW-T23-030818-1 3/6/2018 18C0346
CT ETPH (mg/l)																
Aliphatic Hydrocarbons (ETPH) C9-C36	**0.25**	*0.25*	NA	< 0.2	< 0.2	NA	NA	NA	NA	NA	NA	NA	NA	NA	NA	NA
Total Petroleum Hydrocarbons	**0.25**	*0.25*	NA	< 0.2	< 0.2	NA	NA	NA	NA	NA	NA	NA	NA	NA	NA	NA
Unidentified	NE	NE	NA	< 0.2	< 0.2	NA	NA	NA	NA	NA	NA	NA	NA	NA	NA	NA
VOCs (ug/l)																
1,2,4-Trimethylbenzene	*5*	*49*	NA	< 1.00	< 1.00	NA	NA	NA	NA	NA	NA	NA	NA	NA	NA	NA
Acetone	700	*10000*	NA	< 10.0	< 10.0	NA	NA	NA	NA	NA	NA	NA	NA	NA	NA	NA
Chloroform	**6**	14100	NA	< 1.00	< 1.00	NA	NA	NA	NA	NA	NA	NA	NA	NA	NA	NA
Chloromethane	*18*	*10000*	NA	< 2.00	< 2.00	NA	NA	NA	NA	NA	NA	NA	NA	NA	NA	NA
Methyl Tert Butyl Ether (MTBE)	70	*10000*	NA	< 1.00	< 1.00	NA	NA	NA	NA	NA	NA	NA	NA	NA	NA	NA
Naphthalene	280	*210*	NA	< 1.00	< 1.00	NA	NA	NA	NA	NA	NA	NA	NA	NA	NA	NA
p-Isopropyltoluene	*25*	*200*	NA	< 1.00	< 1.00	NA	NA	NA	NA	NA	NA	NA	NA	NA	NA	NA
Tetrachloroethylene	5	88	NA	< 1.00	< 1.00	NA	NA	NA	NA	NA	NA	NA	NA	NA	NA	NA
Tetrahydrofuran	*4*	*9600*	NA	< 2.00	< 2.00	NA	NA	NA	NA	NA	NA	NA	NA	NA	NA	NA
Toluene	1000	4000000	NA	< 1.00	< 1.00	NA	NA	NA	NA	NA	NA	NA	NA	NA	NA	NA
Trichloroethene	5	2340	NA	< 1.00	< 1.00	NA	NA	NA	NA	NA	NA	NA	NA	NA	NA	NA
SVOCs (ug/l)																
2-Methylnaphthalene	*28*	*62*	NA	NA	NA	NA	NA	NA	NA	NA	NA	NA	NA	NA	NA	NA
Acenaphthene	*420*	*150*	NA	NA	NA	NA	NA	NA	NA	NA	NA	NA	NA	NA	NA	NA
Acenaphthylene	420	**0.3**	NA	NA	NA	NA	NA	NA	NA	NA	NA	NA	NA	NA	NA	NA
Anthracene	2000	1100000	NA	NA	NA	NA	NA	NA	NA	NA	NA	NA	NA	NA	NA	NA
Benzo(a)anthracene	**0.06**	**0.3**	NA	NA	NA	NA	NA	NA	NA	NA	NA	NA	NA	NA	NA	NA
Benzo(a)pyrene	**0.2**	**0.3**	NA	NA	NA	NA	NA	NA	NA	NA	NA	NA	NA	NA	NA	NA
Benzo(b)fluoranthene	**0.08**	**0.3**	NA	NA	NA	NA	NA	NA	NA	NA	NA	NA	NA	NA	NA	NA
Benzo(g,h,i)perylene	*0.48*	*150*	NA	NA	NA	NA	NA	NA	NA	NA	NA	NA	NA	NA	NA	NA
Benzo(k)fluoranthene	**0.5**	**0.3**	NA	NA	NA	NA	NA	NA	NA	NA	NA	NA	NA	NA	NA	NA
Chrysene	*4.8*	*0.54*	NA	NA	NA	NA	NA	NA	NA	NA	NA	NA	NA	NA	NA	NA
Dibenzo(a,h)anthracene	*0.1*	*0.3*	NA	NA	NA	NA	NA	NA	NA	NA	NA	NA	NA	NA	NA	NA
Fluoranthene	280	3700	NA	NA	NA	NA	NA	NA	NA	NA	NA	NA	NA	NA	NA	NA
Fluorene	280	140000	NA	NA	NA	NA	NA	NA	NA	NA	NA	NA	NA	NA	NA	NA
Indeno(1,2,3-cd)pyrene	*0.1*	*0.54*	NA	NA	NA	NA	NA	NA	NA	NA	NA	NA	NA	NA	NA	NA
Naphthalene	280	*210*	NA	NA	NA	NA	NA	NA	NA	NA	NA	NA	NA	NA	NA	NA
Phenanthrene	200	**0.077**	NA	NA	NA	NA	NA	NA	NA	NA	NA	NA	NA	NA	NA	NA
Pyrene	200	110000	NA	NA	NA	NA	NA	NA	NA	NA	NA	NA	NA	NA	NA	NA
SVOC-SIMs (ug/l)																
1-Methylnaphthalene	*5*	*61*	< 0.050	< 0.050	< 0.050	NA	NA	NA	NA	NA	NA	NA	NA	NA	NA	NA
2-Methylnaphthalene	*28*	*62*	< 0.050	< 0.050	< 0.050	NA	NA	NA	NA	NA	NA	NA	NA	NA	NA	NA
Acenaphthene	*420*	*150*	< 0.050	< 0.050	< 0.050	NA	NA	NA	NA	NA	NA	NA	NA	NA	NA	NA
Acenaphthylene	420	0.3	< 0.050	< 0.050	< 0.050	NA	NA	NA	NA	NA	NA	NA	NA	NA	NA	NA
Anthracene	2000	1100000	< 0.050	< 0.050	< 0.050	NA	NA	NA	NA	NA	NA	NA	NA	NA	NA	NA
Benzo(a)anthracene	**0.06**	0.3	**0.073**	**0.070**	< 0.050	NA	NA	NA	NA	NA	NA	NA	NA	NA	NA	NA
Benzo(a)pyrene	0.2	0.3	**0.093**	**0.085**	< 0.050	NA	NA	NA	NA	NA	NA	NA	NA	NA	NA	NA
Benzo(b)fluoranthene	**0.08**	0.3	**0.076**	**0.068**	< 0.050	NA	NA	NA	NA	NA	NA	NA	NA	NA	NA	NA
Benzo(g,h,i)perylene	*0.48*	*150*	**0.070**	**0.068**	< 0.050	NA	NA	NA	NA	NA	NA	NA	NA	NA	NA	NA
Benzo(k)fluoranthene	0.5	0.3	**0.090**	< 0.050	< 0.050	NA	NA	NA	NA	NA	NA	NA	NA	NA	NA	NA
Chrysene	*4.8*	*0.54*	**0.073**	**0.065**	< 0.050	NA	NA	NA	NA	NA	NA	NA	NA	NA	NA	NA
Dibenzo(a,h)anthracene	*0.1*	*0.3*	< 0.050	**0.056**	< 0.050	NA	NA	NA	NA	NA	NA	NA	NA	NA	NA	NA
Fluoranthene	280	3700	**0.179**	**0.118**	**0.081**	NA	NA	NA	NA	NA	NA	NA	NA	NA	NA	NA
Fluorene	280	140000	< 0.050	< 0.050	< 0.050	NA	NA	NA	NA	NA	NA	NA	NA	NA	NA	NA
Indeno(1,2,3-cd)pyrene	*0.1*	*0.54*	**0.068**	**0.076**	< 0.050	NA	NA	NA	NA	NA	NA	NA	NA	NA	NA	NA
Naphthalene	280	*210*	< 0.050	< 0.050	< 0.050	NA	NA	NA	NA	NA	NA	NA	NA	NA	NA	NA
Phenanthrene	200	**0.077**	**0.061**	< 0.050	< 0.050	NA	NA	NA	NA	NA	NA	NA	NA	NA	NA	NA
Pyrene	200	110000	**0.173**	**0.118**	**0.071**	NA	NA	NA	NA	NA	NA	NA	NA	NA	NA	NA
Total Metals (mg/l)																
Antimony	**0.006**	86	< 0.0060	NA	< 0.0060	NA	NA	NA	NA	NA	NA	NA	NA	NA	NA	NA
Arsenic	**0.05**	**0.004**	**0.0224**	NA	**0.0291**	NA	NA	NA	NA	NA	NA	NA	NA	NA	NA	NA
Barium	**1**	**2.2**	**1.55**	NA	**1.71**	NA	NA	NA	NA	NA	NA	NA	NA	NA	NA	NA
Beryllium	**0.004**	**0.004**	**0.0064**	NA	**0.0072**	NA	NA	NA	NA	NA	NA	NA	NA	NA	NA	NA
Cadmium	0.005	0.006	< 0.0025	NA	< 0.0025	NA	NA	NA	NA	NA	NA	NA	NA	NA	NA	NA
Calcium	NE	NE	**110**	**127**	NA	NA	NA	NA	NA	NA	NA	NA	NA	NA	NA	NA
Chromium	**0.05**	NE	**0.167**	NA	**0.222**	NA	NA	NA	NA	NA	NA	NA	NA	NA	NA	NA
Cobalt	NE	NE	NA	NA	NA	NA	NA	NA	NA	NA	NA	NA	NA	NA	NA	NA
Copper	1.3	**0.048**	**0.110**	NA	**0.139**	NA	NA	NA	NA	NA	NA	NA	NA	NA	NA	NA
Iron	NE	*10*	**82.6**	**219**	NA	NA	NA	NA	NA	NA	NA	NA	NA	NA	NA	NA
Lead	**0.015**	**0.013**	**0.0858**	NA	**0.0949**	NA	NA	NA	NA	NA	NA	NA	NA	NA	NA	NA
Magnesium	NE	NE	**43.6**	**142**	NA	NA	NA	NA	NA	NA	NA	NA	NA	NA	NA	NA
Manganese	*0.5*	*0.93*	**3.78**	**8.77**	NA	NA	NA	NA	NA	NA	NA	NA	NA	NA	NA	NA
Mercury	0.002	0.0004	< 0.00020	NA	< 0.00020	NA	NA	NA	NA	NA	NA	NA	NA	NA	NA	NA
Nickel	**0.1**	**0.88**	**0.0666**	NA	**0.0852**	NA	NA	NA	NA	NA	NA	NA	NA	NA	NA	NA
Potassium	NE	NE	**33.3**	**80.9**	NA	NA	NA	NA	NA	NA	NA	NA	NA	NA	NA	NA
Selenium	0.05	0.05	< 0.0150	NA	< 0.0150	NA	NA	NA	NA	NA	NA	NA	NA	NA	NA	NA
Silver	0.036	0.012	< 0.0050	NA	< 0.0050	NA	NA	NA	NA	NA	NA	NA	NA	NA	NA	NA
Sodium	NE	NE	**76.4**	**68.6**	NA	NA	NA	NA	NA	NA	NA	NA	NA	NA	NA	NA
Thallium	**0.005**	0.063	< 0.0050	NA	< 0.0050	NA	NA	NA	NA	NA	NA	NA	NA	NA	NA	NA
Vanadium	**0.05**	*0.27*	**0.154**	NA	**0.201**	NA	NA	NA	NA	NA	NA	NA	NA	NA	NA	NA
Zinc	**5**	**0.123**	**0.221**	NA	**0.292**	NA	NA	NA	NA	NA	NA	NA	NA	NA	NA	NA

Table 3
Groundwater Analytical Data
February 2013 through November 2020

Location ID Sample ID Sample Date SDG	GWPC	SWPC	MW-T23 MW-T23-08212013-1 8/21/2013 SB75529	MW-T23 MW-T23-11132013-1 11/13/2013 SB80319	MW-T23 MW-T23-04162014-1 4/16/2014 SB87783	MW-T23 MW-T23-092214-1 9/22/2014 14090840	MW-T23 MW-T23-121514-1 12/15/2014 14120375	MW-T23 MW-T23-102815 10/28/2015 15100753	MW-T23 MW-T23-011316 1/13/2016 16010232	MW-T23 MW-T23-041216 4/12/2016 16040249	MW-T23 MW-T23-082516 8/25/2016 16080630	MW-T23 MW-T23-122016-1 12/20/2016 16L0972	MW-T23 MW-T23-20170412-1 4/12/2017 17D0656	MW-T23 MW-T23-081817-1 8/18/2017 17H1062	MW-T23 MW-T23-111617-1 11/16/2017 17K1027	MW-T23 MW-T23-030818-1 3/6/2018 18C0346
PCBs (ug/l)																
Aroclor 1016	NE	NE	NA	NA	NA	NA	NA	NA	NA	NA	NA	NA	NA	NA	NA	NA
Aroclor 1221	NE	NE	NA	NA	NA	NA	NA	NA	NA	NA	NA	NA	NA	NA	NA	NA
Aroclor 1232	NE	NE	NA	NA	NA	NA	NA	NA	NA	NA	NA	NA	NA	NA	NA	NA
Aroclor 1242	NE	NE	NA	NA	NA	NA	NA	NA	NA	NA	NA	NA	NA	NA	NA	NA
Aroclor 1248	NE	NE	NA	NA	NA	NA	NA	NA	NA	NA	NA	NA	NA	NA	NA	NA
Aroclor 1254	NE	NE	NA	NA	NA	NA	NA	NA	NA	NA	NA	NA	NA	NA	NA	NA
Aroclor 1260	NE	NE	NA	NA	NA	NA	NA	NA	NA	NA	NA	NA	NA	NA	NA	NA
Aroclor 1262	NE	NE	NA	NA	NA	NA	NA	NA	NA	NA	NA	NA	NA	NA	NA	NA
Aroclor 1268	NE	NE	NA	NA	NA	NA	NA	NA	NA	NA	NA	NA	NA	NA	NA	NA
Total PCB Aroclors	0.5	0.5	NA	NA	NA	NA	NA	NA	NA	NA	NA	NA	NA	NA	NA	NA
Pesticides (ug/l)																
Total Pesticides	NE	NE	NA	NA	NA	NA	NA	NA	NA	NA	NA	NA	NA	NA	NA	NA
Herbicides (ug/l)																
Total Herbicides	NE	NE	NA	NA	NA	NA	NA	NA	NA	NA	NA	NA	NA	NA	NA	NA
PCB Homologs (ug/l)																
Decachlorobiphenyl (PCB-209)	NE	NE	< 0.0305	< 0.025	< 0.025	< 0.025	< 0.025	< 0.025	< 0.025	< 0.0278	< 0.0258	< 0.0050	< 0.0050	< 0.0050 UJ	< 0.0050	< 0.0050
Dichlorobiphenyl	NE	NE	< 0.0061	< 0.005	< 0.005	< 0.005	< 0.005	< 0.005	< 0.005	< 0.00556	< 0.00516	< 0.0010	< 0.0010	< 0.0010 UJ	< 0.0010	< 0.0010
Heptachlorobiphenyl	NE	NE	< 0.0183	< 0.015	< 0.015	< 0.015	< 0.015	< 0.015	< 0.015	< 0.0167	< 0.0155	< 0.0030	< 0.0030	< 0.0030 UJ	< 0.0030	< 0.0030
Hexachlorobiphenyl	NE	NE	< 0.0122	< 0.01	< 0.01	< 0.01	< 0.01	< 0.01	< 0.01	< 0.0111	< 0.0103	< 0.0020	< 0.0020	< 0.0020 UJ	< 0.0020	< 0.0020
Monochlorobiphenyl	NE	NE	< 0.0061	< 0.005	< 0.005	< 0.005	< 0.005	< 0.005	< 0.005	< 0.00556	< 0.00516	< 0.0010	< 0.0010	< 0.0010 UJ	< 0.0010	< 0.0010
Nonachlorobiphenyl	NE	NE	< 0.0305	< 0.025	< 0.025	< 0.025	< 0.025	< 0.025	< 0.025	< 0.0278	< 0.0258	< 0.0050	< 0.0050	< 0.0050 UJ	< 0.0050	< 0.0050
Octachlorobiphenyl	NE	NE	< 0.0183	< 0.015	< 0.015	< 0.015	< 0.015	< 0.015	< 0.015	< 0.0167	< 0.0155	< 0.0030	< 0.0030	< 0.0030 UJ	< 0.0030	< 0.0030
Pentachlorobiphenyl	NE	NE	< 0.0122	< 0.01	< 0.01	< 0.01	< 0.01	< 0.01	< 0.01	< 0.0111	< 0.0103	< 0.0020	< 0.0020	< 0.0020 UJ	< 0.0020	< 0.0020
Tetrachlorobiphenyl	NE	NE	< 0.0122	< 0.01	< 0.01	< 0.01	< 0.01	< 0.01	< 0.01	< 0.0111	< 0.0103	< 0.0020	< 0.0020	< 0.0020 UJ	< 0.0020	< 0.0020
Trichlorobiphenyl	NE	NE	< 0.0061	< 0.005	< 0.005	< 0.005	< 0.005	< 0.005	< 0.005	< 0.00556	< 0.00516	< 0.0010	< 0.0010	< 0.0010 UJ	< 0.0010	< 0.0010
Total PCB Homologues	**0.5**	**0.5**	< 0.0305	< 0.025	< 0.025	< 0.025	< 0.025	< 0.025	< 0.025	< 0.0278	< 0.0258	< 0.0050	< 0.0050	< 0.0050 UJ	< 0.0050	< 0.0050

Notes:
This is a summary table. Only detected compounds are presented.
Bold = Detected above reporting limit
GWPC = Ground water protection criteria
SWPC = Surface water protection criteria
Orange highlighted cells exceed GWPC
Yellow highlighted cells exceed SWPC
Italicized criteria indicate that criteria value is from CTDEEP Recommended Criteria Values for Common Additional Polluting Substances and Alternative Criteria Requests (September 2018)
<0.01 = Not detected above the specified laboratory reporting limit
NE = Criteriion has not been established
NA = Not analyzed for specific constituent
ug/L = microgram per liter
mg/L = milligram per Liter
(1) 0.1 mg/l is the current recommended screening criteria and requires CTDEEP approval to implement. 0.25 mg/l is the proposed GWPC.
(2) 100 ug/l is the promulgated GWPC. 70 ug/l is the Drinking Water Action Level set by the Connecticut Department of Public Health.

Table 3
Groundwater Analytical Data
February 2013 through November 2020

Location ID Sample ID Sample Date SDG	GWPC	SWPC	MW-T23 MW-T23-062818-1 6/28/2018 18F1460	MW-T23 MW-T23-092818-1 9/28/2018 18I1338	MW-T23 MW-T23-121318-1 12/13/2018 18L0663	MW-U20 MW-U20-041719-1 4/17/2019 19D0928	MW-U20 MW-U20-071619-1 7/16/2019 19G0888	MW-U20 MW-U20-111319-1 11/13/2019 19K0760	MW-U20 MW-U20-012020-1 1/20/2020 20A0885	MW-U20 MW-U20-040720-1 4/7/2020 20D0295	MW-U20 MW-U20-070920-1 7/9/2020 20G0415	MW-V12 MW-V12-021413-1 2/14/2013 SB64588	MW-V12 MW-V12-051513-1 5/15/2013 SB69668	MW-V12 MW-V12-08202013-1 8/20/2013 SB75322	MW-V12 MW-V12-11132013-1 11/13/2013 SB80244	MW-V12 MW-V12-04172014-1 4/17/2014 SB87951
CT ETPH (mg/l)																
Aliphatic Hydrocarbons (ETPH) C9-C36	**0.25**	*0.25*	NA	NA	NA	< 0.15	NA	NA	NA	NA	NA	< 0.2	< 0.2	< 0.2	< 0.2	NA
Total Petroleum Hydrocarbons	**0.25**	*0.25*	NA	NA	NA	NA	NA	NA	NA	NA	NA	< 0.2	< 0.2	< 0.2	< 0.2	NA
Unidentified	NE	NE	NA	NA	NA	NA	NA	NA	NA	NA	NA	< 0.2	< 0.2	< 0.2	< 0.2	NA
VOCs (ug/l)																
1,2,4-Trimethylbenzene	*5*	*49*	NA	NA	NA	< 0.50	NA	NA	NA	NA	NA	< 1.00	< 1.00	< 1.00	< 1.00	< 1.00
Acetone	700	*10000*	NA	NA	NA	< 10	NA	NA	NA	NA	NA	**176**	< 10.0	< 10.0	< 10.0	< 10.0
Chloroform	**6**	14100	NA	NA	NA	< 0.50	NA	NA	NA	NA	NA	< 1.00	< 1.00	< 1.00	< 1.00	< 1.00
Chloromethane	*18*	*10000*	NA	NA	NA	< 0.60	NA	NA	NA	NA	NA	< 2.00	< 2.00	< 2.00	< 2.00	< 2.00
Methyl Tert Butyl Ether (MTBE)	70	*10000*	NA	NA	NA	< 0.50	NA	NA	NA	NA	NA	< 1.00	< 1.00	< 1.00	< 1.00	< 1.00
Naphthalene	280	*210*	NA	NA	NA	< 2.0	NA	NA	NA	NA	NA	< 1.00	< 1.00	< 1.00	< 1.00	< 1.00
p-Isopropyltoluene	*25*	*200*	NA	NA	NA	< 0.50	NA	NA	NA	NA	NA	< 1.00	< 1.00	< 1.00	< 1.00	< 1.00
Tetrachloroethylene	5	88	NA	NA	NA	< 1.0	NA	NA	NA	NA	NA	< 1.00	< 1.00	< 1.00	< 1.00	< 1.00
Tetrahydrofuran	*4*	*9600*	NA	NA	NA	< 10	NA	NA	NA	NA	NA	< 2.00	< 2.00	< 2.00	< 2.00	< 2.00
Toluene	1000	4000000	NA	NA	NA	< 1.0	NA	NA	NA	NA	NA	< 1.00	< 1.00	< 1.00	**11.1**	< 1.00
Trichloroethene	5	2340	NA	NA	NA	< 1.0	NA	NA	NA	NA	NA	< 1.00	< 1.00	< 1.00	< 1.00	< 1.00
SVOCs (ug/l)																
2-Methylnaphthalene	*28*	*62*	NA	NA	NA	NA	NA	NA	NA	NA	NA	NA	NA	NA	NA	NA
Acenaphthene	*420*	*150*	NA	NA	NA	NA	NA	NA	NA	NA	NA	NA	NA	NA	NA	NA
Acenaphthylene	420	**0.3**	NA	NA	NA	NA	NA	NA	NA	NA	NA	NA	NA	NA	NA	NA
Anthracene	2000	1100000	NA	NA	NA	NA	NA	NA	NA	NA	NA	NA	NA	NA	NA	NA
Benzo(a)anthracene	**0.06**	**0.3**	NA	NA	NA	NA	NA	NA	NA	NA	NA	NA	NA	NA	NA	NA
Benzo(a)pyrene	**0.2**	**0.3**	NA	NA	NA	NA	NA	NA	NA	NA	NA	NA	NA	NA	NA	NA
Benzo(b)fluoranthene	**0.08**	**0.3**	NA	NA	NA	NA	NA	NA	NA	NA	NA	NA	NA	NA	NA	NA
Benzo(g,h,i)perylene	*0.48*	*150*	NA	NA	NA	NA	NA	NA	NA	NA	NA	NA	NA	NA	NA	NA
Benzo(k)fluoranthene	**0.5**	**0.3**	NA	NA	NA	NA	NA	NA	NA	NA	NA	NA	NA	NA	NA	NA
Chrysene	*4.8*	*0.54*	NA	NA	NA	NA	NA	NA	NA	NA	NA	NA	NA	NA	NA	NA
Dibenzo(a,h)anthracene	*0.1*	*0.3*	NA	NA	NA	NA	NA	NA	NA	NA	NA	NA	NA	NA	NA	NA
Fluoranthene	280	3700	NA	NA	NA	NA	NA	NA	NA	NA	NA	NA	NA	NA	NA	NA
Fluorene	280	140000	NA	NA	NA	NA	NA	NA	NA	NA	NA	NA	NA	NA	NA	NA
Indeno(1,2,3-cd)pyrene	*0.1*	*0.54*	NA	NA	NA	NA	NA	NA	NA	NA	NA	NA	NA	NA	NA	NA
Naphthalene	280	*210*	NA	NA	NA	NA	NA	NA	NA	NA	NA	NA	NA	NA	NA	NA
Phenanthrene	200	**0.077**	NA	NA	NA	NA	NA	NA	NA	NA	NA	NA	NA	NA	NA	NA
Pyrene	200	110000	NA	NA	NA	NA	NA	NA	NA	NA	NA	NA	NA	NA	NA	NA
SVOC-SIMs (ug/l)																
1-Methylnaphthalene	*5*	*61*	NA	NA	NA	NA	NA	NA	NA	NA	NA	< 0.050	< 0.050	< 0.050	< 0.050	NA
2-Methylnaphthalene	*28*	*62*	NA	NA	NA	NA	NA	NA	NA	NA	NA	< 0.050	< 0.050	< 0.050	< 0.050	NA
Acenaphthene	*420*	*150*	NA	NA	NA	NA	NA	NA	NA	NA	NA	< 0.050	< 0.050	< 0.050	< 0.050	NA
Acenaphthylene	420	0.3	NA	NA	NA	NA	NA	NA	NA	NA	NA	< 0.050	< 0.050	< 0.050	< 0.050	NA
Anthracene	2000	1100000	NA	NA	NA	NA	NA	NA	NA	NA	NA	< 0.050	< 0.050	< 0.050	< 0.050	NA
Benzo(a)anthracene	**0.06**	0.3	NA	NA	NA	NA	NA	NA	NA	NA	NA	< 0.050	< 0.050	< 0.050	< 0.050	NA
Benzo(a)pyrene	0.2	0.3	NA	NA	NA	NA	NA	NA	NA	NA	NA	< 0.050	< 0.050	< 0.050	< 0.050	NA
Benzo(b)fluoranthene	**0.08**	0.3	NA	NA	NA	NA	NA	NA	NA	NA	NA	< 0.050	< 0.050	< 0.050	< 0.050	NA
Benzo(g,h,i)perylene	*0.48*	*150*	NA	NA	NA	NA	NA	NA	NA	NA	NA	< 0.050	< 0.050	< 0.050	< 0.050	NA
Benzo(k)fluoranthene	0.5	0.3	NA	NA	NA	NA	NA	NA	NA	NA	NA	< 0.050	< 0.050	< 0.050	< 0.050	NA
Chrysene	*4.8*	*0.54*	NA	NA	NA	NA	NA	NA	NA	NA	NA	< 0.050	< 0.050	< 0.050	< 0.050	NA
Dibenzo(a,h)anthracene	*0.1*	*0.3*	NA	NA	NA	NA	NA	NA	NA	NA	NA	< 0.050	< 0.050	< 0.050	< 0.050	NA
Fluoranthene	280	3700	NA	NA	NA	NA	NA	NA	NA	NA	NA	< 0.050	< 0.050	< 0.050	< 0.050	NA
Fluorene	280	140000	NA	NA	NA	NA	NA	NA	NA	NA	NA	< 0.050	< 0.050	< 0.050	< 0.050	NA
Indeno(1,2,3-cd)pyrene	*0.1*	*0.54*	NA	NA	NA	NA	NA	NA	NA	NA	NA	< 0.050	< 0.050	< 0.050	< 0.050	NA
Naphthalene	280	*210*	NA	NA	NA	NA	NA	NA	NA	NA	NA	< 0.050	< 0.050	**0.066**	**0.064**	NA
Phenanthrene	200	**0.077**	NA	NA	NA	NA	NA	NA	NA	NA	NA	< 0.050	< 0.050	< 0.050	**0.056**	NA
Pyrene	200	110000	NA	NA	NA	NA	NA	NA	NA	NA	NA	< 0.050	< 0.050	< 0.050	< 0.050	NA
Total Metals (mg/l)																
Antimony	**0.006**	86	NA	NA	NA	< 0.0010	< 0.0010	< 0.0010	< 0.0010	< 0.0010	< 0.0010	< 0.0060	< 0.0060	< 0.0060	< 0.0060	NA
Arsenic	**0.05**	**0.004**	NA	NA	NA	**0.00068**	**0.0035**	**0.0048**	**0.01**	**0.0074**	**0.0097**	< 0.0040	< 0.0040	< 0.0040	< 0.0040	NA
Barium	**1**	**2.2**	NA	NA	NA	**0.2**	**0.62**	**0.46**	**0.37**	**0.36**	**0.34**	**0.750**	**0.473**	**0.622**	**0.812**	NA
Beryllium	**0.004**	**0.004**	NA	NA	NA	< 0.00040	**0.00058**	< 0.00040	< 0.00040	< 0.00040	< 0.00040	< 0.0020	< 0.0020	< 0.0020	< 0.0020	NA
Cadmium	0.005	0.006	NA	NA	NA	< 0.00050	< 0.00020	< 0.00020	< 0.00020	< 0.00020	< 0.00020	< 0.0025	< 0.0025	< 0.0025	< 0.0025	NA
Calcium	NE	NE	NA	NA	NA	NA	NA	NA	NA	NA	NA	**90.6**	**91.6**	**108**	**111**	NA
Chromium	**0.05**	NE	NA	NA	NA	**0.0016**	**0.02**	**0.0027**	**0.0021**	< 0.0010	**0.0021**	< 0.0050	< 0.0050	< 0.0050	< 0.0050	NA
Cobalt	NE	NE	NA	NA	NA	NA	NA	NA	NA	NA	NA	NA	NA	NA	NA	NA
Copper	1.3	**0.048**	NA	NA	NA	< 0.0050	**0.011**	**0.0068**	**0.0024**	**0.0017**	**0.0018**	**0.0056**	< 0.0050	< 0.0050	< 0.0050	NA
Iron	NE	*10*	NA	NA	NA	NA	NA	NA	NA	NA	NA	**7.80**	**14.8**	**16.6**	**22.4**	NA
Lead	**0.015**	**0.013**	NA	NA	NA	**0.0011**	**0.011**	**0.0026**	**0.00087**	**0.00071**	< 0.00050	< 0.0075	< 0.0075	< 0.0075	< 0.0075	NA
Magnesium	NE	NE	NA	NA	NA	NA	NA	NA	NA	NA	NA	**46.0**	**42.1**	**52.2**	**52.0**	NA
Manganese	*0.5*	*0.93*	NA	NA	NA	NA	NA	NA	NA	NA	NA	**0.360**	**0.263**	**0.313**	**0.346**	NA
Mercury	0.002	0.0004	NA	NA	NA	< 0.00010	< 0.00010	< 0.00010	< 0.00010	< 0.00010	< 0.00010	< 0.00020	< 0.00020	< 0.00020	< 0.00020	NA
Nickel	**0.1**	**0.88**	NA	NA	NA	< 0.0050	**0.012**	**0.0052**	< 0.0050	< 0.0050	< 0.0050	< 0.0050	< 0.0050	**0.0088**	< 0.0050	NA
Potassium	NE	NE	NA	NA	NA	NA	NA	NA	NA	NA	NA	**43.4**	**42.9**	**45.8**	**43.5**	NA
Selenium	0.05	0.05	NA	NA	NA	< 0.0050	< 0.0050	< 0.0050	< 0.0050	< 0.0050	< 0.0050	< 0.0150	< 0.0150	< 0.0150	< 0.0150	NA
Silver	0.036	0.012	NA	NA	NA	< 0.00050	< 0.00020	< 0.00020	< 0.00020	< 0.00020	< 0.00020	< 0.0050	< 0.0050	< 0.0050	< 0.0050	NA
Sodium	NE	NE	NA	NA	NA	NA	NA	NA	NA	NA	NA	**168**	**203**	**219**	**200**	NA
Thallium	**0.005**	0.063	NA	NA	NA	< 0.00020	**0.00032**	< 0.00020	< 0.00020	< 0.00020	< 0.00020	< 0.0050	< 0.0050	< 0.0050	< 0.0050	NA
Vanadium	**0.05**	*0.27*	NA	NA	NA	< 0.0050	**0.02**	< 0.0050	< 0.0050	< 0.0050	< 0.0050	< 0.0050	< 0.0050	< 0.0050	< 0.0050	NA
Zinc	**5**	**0.123**	NA	NA	NA	< 0.01	**0.042**	**0.013**	< 0.01	< 0.01	< 0.01	**0.0093**	< 0.0050	< 0.0050	< 0.0050	NA

Table 3
Groundwater Analytical Data
February 2013 through November 2020

Location ID Sample ID Sample Date SDG	GWPC	SWPC	MW-T23 MW-T23-062818-1 6/28/2018 18F1460	MW-T23 MW-T23-092818-1 9/28/2018 18I1338	MW-T23 MW-T23-121318-1 12/13/2018 18L0663	MW-U20 MW-U20-041719-1 4/17/2019 19D0928	MW-U20 MW-U20-071619-1 7/16/2019 19G0888	MW-U20 MW-U20-111319-1 11/13/2019 19K0760	MW-U20 MW-U20-012020-1 1/20/2020 20A0885	MW-U20 MW-U20-040720-1 4/7/2020 20D0295	MW-U20 MW-U20-070920-1 7/9/2020 20G0415	MW-V12 MW-V12-021413-1 2/14/2013 SB64588	MW-V12 MW-V12-051513-1 5/15/2013 SB69668	MW-V12 MW-V12-08202013-1 8/20/2013 SB75322	MW-V12 MW-V12-11132013-1 11/13/2013 SB80244	MW-V12 MW-V12-04172014-1 4/17/2014 SB87951
PCBs (ug/l)																
Aroclor 1016	NE	NE	NA	NA	NA	NA	NA	NA	NA	NA	NA	NA	NA	NA	NA	NA
Aroclor 1221	NE	NE	NA	NA	NA	NA	NA	NA	NA	NA	NA	NA	NA	NA	NA	NA
Aroclor 1232	NE	NE	NA	NA	NA	NA	NA	NA	NA	NA	NA	NA	NA	NA	NA	NA
Aroclor 1242	NE	NE	NA	NA	NA	NA	NA	NA	NA	NA	NA	NA	NA	NA	NA	NA
Aroclor 1248	NE	NE	NA	NA	NA	NA	NA	NA	NA	NA	NA	NA	NA	NA	NA	NA
Aroclor 1254	NE	NE	NA	NA	NA	NA	NA	NA	NA	NA	NA	NA	NA	NA	NA	NA
Aroclor 1260	NE	NE	NA	NA	NA	NA	NA	NA	NA	NA	NA	NA	NA	NA	NA	NA
Aroclor 1262	NE	NE	NA	NA	NA	NA	NA	NA	NA	NA	NA	NA	NA	NA	NA	NA
Aroclor 1268	NE	NE	NA	NA	NA	NA	NA	NA	NA	NA	NA	NA	NA	NA	NA	NA
Total PCB Aroclors	0.5	0.5	NA	NA	NA	NA	NA	NA	NA	NA	NA	NA	NA	NA	NA	NA
Pesticides (ug/l)																
Total Pesticides	NE	NE	NA	NA	NA	NA	NA	NA	NA	NA	NA	NA	NA	NA	NA	NA
Herbicides (ug/l)																
Total Herbicides	NE	NE	NA	NA	NA	NA	NA	NA	NA	NA	NA	NA	NA	NA	NA	NA
PCB Homologs (ug/l)																
Decachlorobiphenyl (PCB-209)	NE	NE	< 0.0052	< 0.0050	< 0.0048	< 0.0051	< 0.0051	NA	NA	NA	NA	< 0.025	< 0.025	< 0.025	< 0.0255	< 1.25
Dichlorobiphenyl	NE	NE	< 0.0010	< 0.0010	< 0.00096	< 0.0010	< 0.0010	NA	NA	NA	NA	< 0.005	< 0.005	< 0.005	< 0.0051	< 0.25
Heptachlorobiphenyl	NE	NE	< 0.0031	< 0.0030	< 0.0029	< 0.0031	< 0.0031	NA	NA	NA	NA	< 0.015	< 0.015	< 0.015	< 0.0153	< 0.75
Hexachlorobiphenyl	NE	NE	< 0.0021	< 0.0020	< 0.0019	< 0.0020	< 0.0020	NA	NA	NA	NA	< 0.01	< 0.01	< 0.01	< 0.0102	< 0.5
Monochlorobiphenyl	NE	NE	**0.0013**	< 0.0010	< 0.00096	**0.0016**	**0.0031**	NA	NA	NA	NA	< 0.005	< 0.005	< 0.005	< 0.0051	< 0.25
Nonachlorobiphenyl	NE	NE	< 0.0052	< 0.0050	< 0.0048	< 0.0051	< 0.0051	NA	NA	NA	NA	< 0.025	< 0.025	< 0.025	< 0.0255	< 1.25
Octachlorobiphenyl	NE	NE	< 0.0031	< 0.0030	< 0.0029	< 0.0031	< 0.0031	NA	NA	NA	NA	< 0.015	< 0.015	< 0.015	< 0.0153	< 0.75
Pentachlorobiphenyl	NE	NE	< 0.0021	< 0.0020	< 0.0019	< 0.0020	< 0.0020	NA	NA	NA	NA	< 0.01	< 0.01	< 0.01	< 0.0102	< 0.5
Tetrachlorobiphenyl	NE	NE	< 0.0021	< 0.0020	< 0.0019	< 0.0020	< 0.0020	NA	NA	NA	NA	< 0.01	< 0.01	< 0.01	< 0.0102	< 0.5
Trichlorobiphenyl	NE	NE	< 0.0010	< 0.0010	< 0.00096	< 0.0010	< 0.0010	NA	NA	NA	NA	< 0.005	< 0.005	< 0.005	< 0.0051	< 0.25
Total PCB Homologues	**0.5**	**0.5**	**0.0013**	ND	ND	**0.0016**	**0.0031**	NA	NA	NA	NA	< 0.025	< 0.025	< 0.025	< 0.0255	< 1.25

Notes:
This is a summary table. Only detected compounds are presented.
Bold = Detected above reporting limit
GWPC = Ground water protection criteria
SWPC = Surface water protection criteria
Orange highlighted cells exceed GWPC
Yellow highlighted cells exceed SWPC
Italicized criteria indicate that criteria value is from CTDEEP Recommended Criteria Values for Common Additional Polluting Substances and Alternative Criteria Requests (September 2018)
<0.01 = Not detected above the specified laboratory reporting limit
NE = Criteriion has not been established
NA = Not analyzed for specific constituent
ug/L = microgram per liter
mg/L = milligram per Liter
(1) 0.1 mg/l is the current recommended screening criteria and requires CTDEEP approval to implement. 0.25 mg/l is the proposed GWPC.
(2) 100 ug/l is the promulgated GWPC. 70 ug/l is the Drinking Water Action Level set by the Connecticut Department of Public Health.

Table 3
Groundwater Analytical Data
February 2013 through November 2020

Location ID Sample ID Sample Date SDG	GWPC	SWPC	MW-V12 MW-V12-121714-1 12/17/2014 14120417	MW-V12 MW-V12-041316 4/13/2016 16040311	MW-V12 MW-V12-082516 8/25/2016 16080629	MW-V12 MW-V12-122116-1 12/21/2016 16L1029	MW-V12 MW-V12-20170412-1 4/12/2017 17D0505	MW-V12 MW-V12-081517-1 8/15/2017 17H0897	MW-V12 MW-V12-111517-1 11/15/2017 17K0912	MW-V12 MW-V12-030618-1 3/6/2018 18C0227	MW-V12 MW-V12-071619-1 7/16/2019 19G0869	MW-V12 MW-V12-102419-1 10/24/2019 19J1561	MW-V12 MW-V12-102419-2 10/24/2019 19J1561	MW-V12 MW-V12-110620-1 11/6/2020 20K0339	MW-V16 MW-V16-012020-1 1/20/2020 20A0896	MW-V16 MW-V16-040820-1 4/8/2020 20D0340
CT ETPH (mg/l)																
Aliphatic Hydrocarbons (ETPH) C9-C36	**0.25**	*0.25*	NA	NA	NA	NA	NA	NA	NA	NA	NA	NA	NA	NA	NA	NA
Total Petroleum Hydrocarbons	**0.25**	*0.25*	NA	NA	NA	NA	NA	NA	NA	NA	NA	NA	NA	NA	NA	NA
Unidentified	NE	NE	NA	NA	NA	NA	NA	NA	NA	NA	NA	NA	NA	NA	NA	NA
VOCs (ug/l)																
1,2,4-Trimethylbenzene	*5*	*49*	NA	NA	NA	NA	NA	NA	NA	NA	NA	NA	NA	NA	NA	NA
Acetone	700	*10000*	NA	NA	NA	NA	NA	NA	NA	NA	NA	NA	NA	NA	NA	NA
Chloroform	**6**	14100	NA	NA	NA	NA	NA	NA	NA	NA	NA	NA	NA	NA	NA	NA
Chloromethane	*18*	*10000*	NA	NA	NA	NA	NA	NA	NA	NA	NA	NA	NA	NA	NA	NA
Methyl Tert Butyl Ether (MTBE)	70	*10000*	NA	NA	NA	NA	NA	NA	NA	NA	NA	NA	NA	NA	NA	NA
Naphthalene	280	*210*	NA	NA	NA	NA	NA	NA	NA	NA	NA	NA	NA	NA	NA	NA
p-Isopropyltoluene	*25*	*200*	NA	NA	NA	NA	NA	NA	NA	NA	NA	NA	NA	NA	NA	NA
Tetrachloroethylene	5	88	NA	NA	NA	NA	NA	NA	NA	NA	NA	NA	NA	NA	NA	NA
Tetrahydrofuran	*4*	*9600*	NA	NA	NA	NA	NA	NA	NA	NA	NA	NA	NA	NA	NA	NA
Toluene	1000	4000000	NA	NA	NA	NA	NA	NA	NA	NA	NA	NA	NA	NA	NA	NA
Trichloroethene	5	2340	NA	NA	NA	NA	NA	NA	NA	NA	NA	NA	NA	NA	NA	NA
SVOCs (ug/l)																
2-Methylnaphthalene	*28*	*62*	NA	NA	NA	NA	NA	NA	NA	NA	NA	NA	NA	NA	NA	NA
Acenaphthene	*420*	*150*	NA	NA	NA	NA	NA	NA	NA	NA	NA	NA	NA	NA	NA	NA
Acenaphthylene	420	**0.3**	NA	NA	NA	NA	NA	NA	NA	NA	NA	NA	NA	NA	NA	NA
Anthracene	2000	1100000	NA	NA	NA	NA	NA	NA	NA	NA	NA	NA	NA	NA	NA	NA
Benzo(a)anthracene	**0.06**	**0.3**	NA	NA	NA	NA	NA	NA	NA	NA	NA	NA	NA	NA	NA	NA
Benzo(a)pyrene	**0.2**	**0.3**	NA	NA	NA	NA	NA	NA	NA	NA	NA	NA	NA	NA	NA	NA
Benzo(b)fluoranthene	**0.08**	**0.3**	NA	NA	NA	NA	NA	NA	NA	NA	NA	NA	NA	NA	NA	NA
Benzo(g,h,i)perylene	*0.48*	*150*	NA	NA	NA	NA	NA	NA	NA	NA	NA	NA	NA	NA	NA	NA
Benzo(k)fluoranthene	**0.5**	**0.3**	NA	NA	NA	NA	NA	NA	NA	NA	NA	NA	NA	NA	NA	NA
Chrysene	*4.8*	*0.54*	NA	NA	NA	NA	NA	NA	NA	NA	NA	NA	NA	NA	NA	NA
Dibenzo(a,h)anthracene	*0.1*	*0.3*	NA	NA	NA	NA	NA	NA	NA	NA	NA	NA	NA	NA	NA	NA
Fluoranthene	280	3700	NA	NA	NA	NA	NA	NA	NA	NA	NA	NA	NA	NA	NA	NA
Fluorene	280	140000	NA	NA	NA	NA	NA	NA	NA	NA	NA	NA	NA	NA	NA	NA
Indeno(1,2,3-cd)pyrene	*0.1*	*0.54*	NA	NA	NA	NA	NA	NA	NA	NA	NA	NA	NA	NA	NA	NA
Naphthalene	280	*210*	NA	NA	NA	NA	NA	NA	NA	NA	NA	NA	NA	NA	NA	NA
Phenanthrene	200	**0.077**	NA	NA	NA	NA	NA	NA	NA	NA	NA	NA	NA	NA	NA	NA
Pyrene	200	110000	NA	NA	NA	NA	NA	NA	NA	NA	NA	NA	NA	NA	NA	NA
SVOC-SIMs (ug/l)																
1-Methylnaphthalene	*5*	*61*	NA	NA	NA	NA	NA	NA	NA	NA	NA	NA	NA	NA	NA	NA
2-Methylnaphthalene	*28*	*62*	NA	NA	NA	NA	NA	NA	NA	NA	NA	NA	NA	NA	NA	NA
Acenaphthene	*420*	*150*	NA	NA	NA	NA	NA	NA	NA	NA	NA	NA	NA	NA	NA	NA
Acenaphthylene	420	0.3	NA	NA	NA	NA	NA	NA	NA	NA	NA	NA	NA	NA	NA	NA
Anthracene	2000	1100000	NA	NA	NA	NA	NA	NA	NA	NA	NA	NA	NA	NA	NA	NA
Benzo(a)anthracene	**0.06**	0.3	NA	NA	NA	NA	NA	NA	NA	NA	NA	NA	NA	NA	NA	NA
Benzo(a)pyrene	0.2	0.3	NA	NA	NA	NA	NA	NA	NA	NA	NA	NA	NA	NA	NA	NA
Benzo(b)fluoranthene	**0.08**	0.3	NA	NA	NA	NA	NA	NA	NA	NA	NA	NA	NA	NA	NA	NA
Benzo(g,h,i)perylene	*0.48*	*150*	NA	NA	NA	NA	NA	NA	NA	NA	NA	NA	NA	NA	NA	NA
Benzo(k)fluoranthene	0.5	0.3	NA	NA	NA	NA	NA	NA	NA	NA	NA	NA	NA	NA	NA	NA
Chrysene	*4.8*	*0.54*	NA	NA	NA	NA	NA	NA	NA	NA	NA	NA	NA	NA	NA	NA
Dibenzo(a,h)anthracene	*0.1*	*0.3*	NA	NA	NA	NA	NA	NA	NA	NA	NA	NA	NA	NA	NA	NA
Fluoranthene	280	3700	NA	NA	NA	NA	NA	NA	NA	NA	NA	NA	NA	NA	NA	NA
Fluorene	280	140000	NA	NA	NA	NA	NA	NA	NA	NA	NA	NA	NA	NA	NA	NA
Indeno(1,2,3-cd)pyrene	*0.1*	*0.54*	NA	NA	NA	NA	NA	NA	NA	NA	NA	NA	NA	NA	NA	NA
Naphthalene	280	*210*	NA	NA	NA	NA	NA	NA	NA	NA	NA	NA	NA	NA	NA	NA
Phenanthrene	200	**0.077**	NA	NA	NA	NA	NA	NA	NA	NA	NA	NA	NA	NA	NA	NA
Pyrene	200	110000	NA	NA	NA	NA	NA	NA	NA	NA	NA	NA	NA	NA	NA	NA
Total Metals (mg/l)																
Antimony	**0.006**	86	NA	NA	NA	NA	NA	NA	NA	NA	NA	NA	NA	NA	NA	NA
Arsenic	**0.05**	**0.004**	NA	NA	NA	NA	NA	NA	NA	NA	NA	NA	NA	NA	NA	NA
Barium	**1**	**2.2**	NA	NA	NA	NA	NA	NA	NA	NA	NA	NA	NA	NA	NA	NA
Beryllium	**0.004**	**0.004**	NA	NA	NA	NA	NA	NA	NA	NA	NA	NA	NA	NA	NA	NA
Cadmium	0.005	0.006	NA	NA	NA	NA	NA	NA	NA	NA	NA	NA	NA	NA	NA	NA
Calcium	NE	NE	NA	NA	NA	NA	NA	NA	NA	NA	NA	NA	NA	NA	NA	NA
Chromium	**0.05**	NE	NA	NA	NA	NA	NA	NA	NA	NA	NA	NA	NA	NA	NA	NA
Cobalt	NE	NE	NA	NA	NA	NA	NA	NA	NA	NA	NA	NA	NA	NA	NA	NA
Copper	1.3	**0.048**	NA	NA	NA	NA	NA	NA	NA	NA	NA	NA	NA	NA	NA	NA
Iron	NE	*10*	NA	NA	NA	NA	NA	NA	NA	NA	NA	NA	NA	NA	NA	NA
Lead	**0.015**	**0.013**	NA	NA	NA	NA	NA	NA	NA	NA	NA	NA	NA	NA	NA	NA
Magnesium	NE	NE	NA	NA	NA	NA	NA	NA	NA	NA	NA	NA	NA	NA	NA	NA
Manganese	*0.5*	*0.93*	NA	NA	NA	NA	NA	NA	NA	NA	NA	NA	NA	NA	NA	NA
Mercury	0.002	0.0004	NA	NA	NA	NA	NA	NA	NA	NA	NA	NA	NA	NA	NA	NA
Nickel	**0.1**	**0.88**	NA	NA	NA	NA	NA	NA	NA	NA	NA	NA	NA	NA	NA	NA
Potassium	NE	NE	NA	NA	NA	NA	NA	NA	NA	NA	NA	NA	NA	NA	NA	NA
Selenium	0.05	0.05	NA	NA	NA	NA	NA	NA	NA	NA	NA	NA	NA	NA	NA	NA
Silver	0.036	0.012	NA	NA	NA	NA	NA	NA	NA	NA	NA	NA	NA	NA	NA	NA
Sodium	NE	NE	NA	NA	NA	NA	NA	NA	NA	NA	NA	NA	NA	NA	NA	NA
Thallium	**0.005**	0.063	NA	NA	NA	NA	NA	NA	NA	NA	NA	NA	NA	NA	NA	NA
Vanadium	**0.05**	*0.27*	NA	NA	NA	NA	NA	NA	NA	NA	NA	NA	NA	NA	NA	NA
Zinc	**5**	**0.123**	NA	NA	NA	NA	NA	NA	NA	NA	NA	NA	NA	NA	NA	NA

Table 3
Groundwater Analytical Data
February 2013 through November 2020

Location ID Sample ID Sample Date SDG	GWPC	SWPC	MW-V12 MW-V12-121714-1 12/17/2014 14120417	MW-V12 MW-V12-041316 4/13/2016 16040311	MW-V12 MW-V12-082516 8/25/2016 16080629	MW-V12 MW-V12-122116-1 12/21/2016 16L1029	MW-V12 MW-V12-20170412-1 4/12/2017 17D0505	MW-V12 MW-V12-081517-1 8/15/2017 17H0897	MW-V12 MW-V12-111517-1 11/15/2017 17K0912	MW-V12 MW-V12-030618-1 3/6/2018 18C0227	MW-V12 MW-V12-071619-1 7/16/2019 19G0869	MW-V12 MW-V12-102419-1 10/24/2019 19J1561	MW-V12 MW-V12-102419-2 10/24/2019 19J1561	MW-V12 MW-V12-110620-1 11/6/2020 20K0339	MW-V16 MW-V16-012020-1 1/20/2020 20A0896	MW-V16 MW-V16-040820-1 4/8/2020 20D0340
PCBs (ug/l)																
Aroclor 1016	NE	NE	NA	NA	NA	NA	NA	NA	NA	NA	NA	NA	NA	NA	NA	NA
Aroclor 1221	NE	NE	NA	NA	NA	NA	NA	NA	NA	NA	NA	NA	NA	NA	NA	NA
Aroclor 1232	NE	NE	NA	NA	NA	NA	NA	NA	NA	NA	NA	NA	NA	NA	NA	NA
Aroclor 1242	NE	NE	NA	NA	NA	NA	NA	NA	NA	NA	NA	NA	NA	NA	NA	NA
Aroclor 1248	NE	NE	NA	NA	NA	NA	NA	NA	NA	NA	NA	NA	NA	NA	NA	NA
Aroclor 1254	NE	NE	NA	NA	NA	NA	NA	NA	NA	NA	NA	NA	NA	NA	NA	NA
Aroclor 1260	NE	NE	NA	NA	NA	NA	NA	NA	NA	NA	NA	NA	NA	NA	NA	NA
Aroclor 1262	NE	NE	NA	NA	NA	NA	NA	NA	NA	NA	NA	NA	NA	NA	NA	NA
Aroclor 1268	NE	NE	NA	NA	NA	NA	NA	NA	NA	NA	NA	NA	NA	NA	NA	NA
Total PCB Aroclors	0.5	0.5	NA	NA	NA	NA	NA	NA	NA	NA	NA	NA	NA	NA	NA	NA
Pesticides (ug/l)																
Total Pesticides	NE	NE	NA	NA	NA	NA	NA	NA	NA	NA	NA	NA	NA	NA	NA	NA
Herbicides (ug/l)																
Total Herbicides	NE	NE	NA	NA	NA	NA	NA	NA	NA	NA	NA	NA	NA	NA	NA	NA
PCB Homologs (ug/l)																
Decachlorobiphenyl (PCB-209)	NE	NE	< 0.025	< 0.0272	< 0.0258	< 0.0050	< 0.0050	< 0.0056 UJ	< 0.0052	< 0.0048	**0.024**	< 0.0049	< 0.0049	< 0.0050	< 0.0052	< 0.0049
Dichlorobiphenyl	NE	NE	< 0.005	< 0.00544	< 0.00516	< 0.0010	**0.0012**	< 0.0011 UJ	< 0.0010	< 0.00096	**0.011**	**0.0013**	< 0.00098	**0.0019**	**0.0012**	< 0.00098
Heptachlorobiphenyl	NE	NE	< 0.015	< 0.0163	< 0.0155	< 0.0030	< 0.0030	< 0.0033 UJ	< 0.0031	< 0.0029	**0.019**	< 0.0029	**0.0035**	< 0.0030	< 0.0031	< 0.0029
Hexachlorobiphenyl	NE	NE	< 0.01	< 0.0109	< 0.0103	**0.0030**	< 0.0020	< 0.0022 UJ	**0.012**	**0.0031**	**0.030**	**0.029**	**0.036**	**0.022**	< 0.0021	< 0.0020
Monochlorobiphenyl	NE	NE	< 0.005	< 0.00544	< 0.00516	< 0.0010	< 0.0010	< 0.0011 UJ	< 0.0010	< 0.00096	**0.010**	< 0.00097	< 0.00098	< 0.0010	< 0.0010	< 0.00098
Nonachlorobiphenyl	NE	NE	< 0.025	< 0.0272	< 0.0258	< 0.0050	< 0.0050	< 0.0056 UJ	< 0.0052	< 0.0048	**0.025**	< 0.0049	< 0.0049	< 0.0050	< 0.0052	< 0.0049
Octachlorobiphenyl	NE	NE	< 0.015	< 0.0163	< 0.0155	< 0.0030	< 0.0030	< 0.0033 UJ	< 0.0031	< 0.0029	**0.015**	< 0.0029	< 0.0029	< 0.0030	< 0.0031	< 0.0029
Pentachlorobiphenyl	NE	NE	< 0.01	< 0.0109	< 0.0103	**0.043**	**0.021**	**0.010 J**	**0.13**	**0.048**	**0.19**	**0.20**	**0.22**	**0.22**	< 0.0021	< 0.0020
Tetrachlorobiphenyl	NE	NE	**0.0186**	**0.0622**	< 0.0103	**0.12**	**0.057**	**0.040 J**	**0.26**	**0.11**	**0.54**	**0.25**	**0.27**	**0.50**	< 0.0021	< 0.0020
Trichlorobiphenyl	NE	NE	**0.0145**	< 0.00544	< 0.00516	**0.024**	**0.013**	**0.015 J**	**0.043**	**0.017**	**0.060**	**0.019**	**0.021**	**0.041**	< 0.0021	< 0.0020
Total PCB Homologues	**0.5**	**0.5**	**0.0332**	**0.0622**	< 0.0258	**0.18**	**0.0922**	**0.065 J**	**0.445**	**0.1781**	**0.93**	**0.49**	**0.55**	**0.78**	**0.0012**	< 0.0049

Notes:
This is a summary table. Only detected compounds are presented.
Bold = Detected above reporting limit
GWPC = Ground water protection criteria
SWPC = Surface water protection criteria
Orange highlighted cells exceed GWPC
Yellow highlighted cells exceed SWPC
Italicized criteria indicate that criteria value is from CTDEEP Recommended Criteria Values for Common Additional Polluting Substances and Alternative Criteria Requests (September 2018)
<0.01 = Not detected above the specified laboratory reporting limit
NE = Criteriion has not been established
NA = Not analyzed for specific constituent
ug/L = microgram per liter
mg/L = milligram per Liter
(1) 0.1 mg/l is the current recommended screening criteria and requires CTDEEP approval to implement. 0.25 mg/l is the proposed GWPC.
(2) 100 ug/l is the promulgated GWPC. 70 ug/l is the Drinking Water Action Level set by the Connecticut Department of Public Health.

Table 3
Groundwater Analytical Data
February 2013 through November 2020

Location ID Sample ID Sample Date SDG	GWPC	SWPC	MW-V16 MW-V16-070820-1 7/8/2020 20G0356	MW-V16 MW-V16-110620-1 11/6/2020 20K0339	MW-V18 MW-V18-021213-1 2/12/2013 SB64419	MW-V18 MW-V18-051413-1 5/14/2013 SB69540	MW-V18 MW-V18-08202013-1 8/20/2013 SB75322	MW-V18 MW-V18-11112013-1 11/11/2013 SB80164	MW-V18 MW-V18-04162014-1 4/16/2014 SB87931	MW-V18 MW-V18-092314-1 9/23/2014 14090840	MW-V18 MW-V18-121514-1 12/15/2014 14120375	MW-V18 MW-V18-071515-1 7/15/2015 15070383	MW-V18 MW-V18-102715 10/27/2015 15100668	MW-V18 MW-V18-011316 1/13/2016 16010232	MW-V18 MW-V18-041416 4/14/2016 16040313	MW-V18 MW-V18-082616 8/26/2016 16080630
CT ETPH (mg/l)																
Aliphatic Hydrocarbons (ETPH) C9-C36	**0.25**	*0.25*	NA	NA	< 0.2	< 0.2	< 0.2	< 0.2	< 0.2	NA	NA	NA	NA	NA	NA	NA
Total Petroleum Hydrocarbons	**0.25**	*0.25*	NA	NA	< 0.2	< 0.2	< 0.2	< 0.2	< 0.2	NA	NA	NA	NA	NA	NA	NA
Unidentified	NE	NE	NA	NA	< 0.2	< 0.2	< 0.2	< 0.2	< 0.2	NA	NA	NA	NA	NA	NA	NA
VOCs (ug/l)																
1,2,4-Trimethylbenzene	*5*	*49*	NA	NA	< 1.00	< 1.00	< 1.00	< 1.00	< 1.00	NA	NA	NA	NA	NA	NA	NA
Acetone	700	*10000*	NA	NA	< 10.0	< 10.0	< 10.0	< 10.0	< 10.0	NA	NA	NA	NA	NA	NA	NA
Chloroform	**6**	14100	NA	NA	< 1.00	< 1.00	< 1.00	< 1.00	< 1.00	NA	NA	NA	NA	NA	NA	NA
Chloromethane	*18*	*10000*	NA	NA	< 2.00	< 2.00	**17.5**	< 2.00	< 2.00	NA	NA	NA	NA	NA	NA	NA
Methyl Tert Butyl Ether (MTBE)	70	*10000*	NA	NA	< 1.00	< 1.00	< 1.00	< 1.00	< 1.00	NA	NA	NA	NA	NA	NA	NA
Naphthalene	280	*210*	NA	NA	< 1.00	< 1.00	< 1.00	< 1.00	< 1.00	NA	NA	NA	NA	NA	NA	NA
p-Isopropyltoluene	*25*	*200*	NA	NA	< 1.00	< 1.00	< 1.00	< 1.00	< 1.00	NA	NA	NA	NA	NA	NA	NA
Tetrachloroethylene	5	88	NA	NA	< 1.00	< 1.00	< 1.00	< 1.00	< 1.00	NA	NA	NA	NA	NA	NA	NA
Tetrahydrofuran	*4*	*9600*	NA	NA	< 2.00	< 2.00	< 2.00	< 2.00	< 2.00	NA	NA	NA	NA	NA	NA	NA
Toluene	1000	4000000	NA	NA	< 1.00	< 1.00	< 1.00	< 1.00	< 1.00	NA	NA	NA	NA	NA	NA	NA
Trichloroethene	5	2340	NA	NA	< 1.00	< 1.00	**1.70**	< 1.00	< 1.00	NA	NA	NA	NA	NA	NA	NA
SVOCs (ug/l)																
2-Methylnaphthalene	*28*	*62*	NA	NA	NA	NA	NA	NA	NA	NA	NA	NA	NA	NA	NA	NA
Acenaphthene	*420*	*150*	NA	NA	NA	NA	NA	NA	NA	NA	NA	NA	NA	NA	NA	NA
Acenaphthylene	420	**0.3**	NA	NA	NA	NA	NA	NA	NA	NA	NA	NA	NA	NA	NA	NA
Anthracene	2000	1100000	NA	NA	NA	NA	NA	NA	NA	NA	NA	NA	NA	NA	NA	NA
Benzo(a)anthracene	**0.06**	**0.3**	NA	NA	NA	NA	NA	NA	NA	NA	NA	NA	NA	NA	NA	NA
Benzo(a)pyrene	**0.2**	**0.3**	NA	NA	NA	NA	NA	NA	NA	NA	NA	NA	NA	NA	NA	NA
Benzo(b)fluoranthene	**0.08**	**0.3**	NA	NA	NA	NA	NA	NA	NA	NA	NA	NA	NA	NA	NA	NA
Benzo(g,h,i)perylene	*0.48*	*150*	NA	NA	NA	NA	NA	NA	NA	NA	NA	NA	NA	NA	NA	NA
Benzo(k)fluoranthene	**0.5**	**0.3**	NA	NA	NA	NA	NA	NA	NA	NA	NA	NA	NA	NA	NA	NA
Chrysene	*4.8*	*0.54*	NA	NA	NA	NA	NA	NA	NA	NA	NA	NA	NA	NA	NA	NA
Dibenzo(a,h)anthracene	*0.1*	*0.3*	NA	NA	NA	NA	NA	NA	NA	NA	NA	NA	NA	NA	NA	NA
Fluoranthene	280	3700	NA	NA	NA	NA	NA	NA	NA	NA	NA	NA	NA	NA	NA	NA
Fluorene	280	140000	NA	NA	NA	NA	NA	NA	NA	NA	NA	NA	NA	NA	NA	NA
Indeno(1,2,3-cd)pyrene	*0.1*	*0.54*	NA	NA	NA	NA	NA	NA	NA	NA	NA	NA	NA	NA	NA	NA
Naphthalene	280	*210*	NA	NA	NA	NA	NA	NA	NA	NA	NA	NA	NA	NA	NA	NA
Phenanthrene	200	**0.077**	NA	NA	NA	NA	NA	NA	NA	NA	NA	NA	NA	NA	NA	NA
Pyrene	200	110000	NA	NA	NA	NA	NA	NA	NA	NA	NA	NA	NA	NA	NA	NA
SVOC-SIMs (ug/l)																
1-Methylnaphthalene	*5*	*61*	NA	NA	< 0.050	< 0.050	< 0.050	< 0.050	< 0.050	NA	NA	NA	NA	NA	NA	NA
2-Methylnaphthalene	*28*	*62*	NA	NA	< 0.050	< 0.050	< 0.050	< 0.050	< 0.050	NA	NA	NA	NA	NA	NA	NA
Acenaphthene	*420*	*150*	NA	NA	< 0.050	< 0.050	< 0.050	< 0.050	< 0.050	NA	NA	NA	NA	NA	NA	NA
Acenaphthylene	420	0.3	NA	NA	< 0.050	< 0.050	< 0.050	< 0.050	< 0.050	NA	NA	NA	NA	NA	NA	NA
Anthracene	2000	1100000	NA	NA	< 0.050	< 0.050	< 0.050	< 0.050	< 0.050	NA	NA	NA	NA	NA	NA	NA
Benzo(a)anthracene	**0.06**	0.3	NA	NA	< 0.050	< 0.050	< 0.050	< 0.050	< 0.050	NA	NA	NA	NA	NA	NA	NA
Benzo(a)pyrene	0.2	0.3	NA	NA	< 0.050	< 0.050	< 0.050	< 0.050	< 0.050	NA	NA	NA	NA	NA	NA	NA
Benzo(b)fluoranthene	**0.08**	0.3	NA	NA	< 0.050	< 0.050	< 0.050	< 0.050	< 0.050	NA	NA	NA	NA	NA	NA	NA
Benzo(g,h,i)perylene	*0.48*	*150*	NA	NA	< 0.050	< 0.050	< 0.050	< 0.050	< 0.050	NA	NA	NA	NA	NA	NA	NA
Benzo(k)fluoranthene	0.5	0.3	NA	NA	< 0.050	< 0.050	< 0.050	< 0.050	< 0.050	NA	NA	NA	NA	NA	NA	NA
Chrysene	*4.8*	*0.54*	NA	NA	< 0.050	< 0.050	< 0.050	< 0.050	< 0.050	NA	NA	NA	NA	NA	NA	NA
Dibenzo(a,h)anthracene	*0.1*	*0.3*	NA	NA	< 0.050	< 0.050	< 0.050	< 0.050	< 0.050	NA	NA	NA	NA	NA	NA	NA
Fluoranthene	280	3700	NA	NA	< 0.050	< 0.050	< 0.050	< 0.050	< 0.050	NA	NA	NA	NA	NA	NA	NA
Fluorene	280	140000	NA	NA	< 0.050	< 0.050	< 0.050	< 0.050	< 0.050	NA	NA	NA	NA	NA	NA	NA
Indeno(1,2,3-cd)pyrene	*0.1*	*0.54*	NA	NA	< 0.050	< 0.050	< 0.050	< 0.050	< 0.050	NA	NA	NA	NA	NA	NA	NA
Naphthalene	280	*210*	NA	NA	< 0.050	< 0.050	< 0.050	< 0.050	< 0.050	NA	NA	NA	NA	NA	NA	NA
Phenanthrene	200	**0.077**	NA	NA	< 0.050	< 0.050	< 0.050	< 0.050	< 0.050	NA	NA	NA	NA	NA	NA	NA
Pyrene	200	110000	NA	NA	< 0.050	< 0.050	< 0.050	< 0.050	< 0.050	NA	NA	NA	NA	NA	NA	NA
Total Metals (mg/l)																
Antimony	**0.006**	86	NA	NA	< 0.0060	< 0.0060	< 0.0060	< 0.0060	< 0.0060	NA	NA	NA	NA	NA	NA	NA
Arsenic	**0.05**	**0.004**	NA	NA	< 0.0040	< 0.0040	< 0.0040	< 0.0040	< 0.0040	NA	NA	NA	NA	NA	NA	NA
Barium	**1**	**2.2**	NA	NA	**0.640**	**0.407**	**0.383**	**0.560**	**0.656**	NA	NA	NA	NA	NA	NA	NA
Beryllium	**0.004**	**0.004**	NA	NA	< 0.0020	< 0.0020	< 0.0020	< 0.0020	< 0.0020	NA	NA	NA	NA	NA	NA	NA
Cadmium	0.005	0.006	NA	NA	< 0.0025	< 0.0025	< 0.0025	< 0.0025	< 0.0025	NA	NA	NA	NA	NA	NA	NA
Calcium	NE	NE	NA	NA	**264**	**169**	**125**	**186**	NA	NA	NA	NA	NA	NA	NA	NA
Chromium	**0.05**	NE	NA	NA	< 0.0050	< 0.0050	< 0.0050	< 0.0050	< 0.0050	NA	NA	NA	NA	NA	NA	NA
Cobalt	NE	NE	NA	NA	NA	NA	NA	NA	NA	NA	NA	NA	NA	NA	NA	NA
Copper	1.3	**0.048**	NA	NA	< 0.0050	< 0.0050	< 0.0050	< 0.0050	< 0.0050	NA	NA	NA	NA	NA	NA	NA
Iron	NE	*10*	NA	NA	**2.51**	**1.72**	**7.11**	**13.6**	NA	NA	NA	NA	NA	NA	NA	NA
Lead	**0.015**	**0.013**	NA	NA	< 0.0075	< 0.0075	< 0.0075	< 0.0075	< 0.0075	NA	NA	NA	NA	NA	NA	NA
Magnesium	NE	NE	NA	NA	**56.0**	**33.9**	**27.4**	**43.5**	NA	NA	NA	NA	NA	NA	NA	NA
Manganese	*0.5*	*0.93*	NA	NA	**1.00**	**0.626**	**1.22**	**2.05**	NA	NA	NA	NA	NA	NA	NA	NA
Mercury	0.002	0.0004	NA	NA	< 0.00020	< 0.00020	< 0.00020	< 0.00020	< 0.00020	NA	NA	NA	NA	NA	NA	NA
Nickel	**0.1**	**0.88**	NA	NA	< 0.0050	< 0.0050	**0.0050**	< 0.0050	**0.0118**	NA	NA	NA	NA	NA	NA	NA
Potassium	NE	NE	NA	NA	**29.0**	**23.4**	**19.2**	**22.3**	NA	NA	NA	NA	NA	NA	NA	NA
Selenium	0.05	0.05	NA	NA	< 0.0150	< 0.0150	< 0.0150	< 0.0150	< 0.0150	NA	NA	NA	NA	NA	NA	NA
Silver	0.036	0.012	NA	NA	< 0.0050	< 0.0050	< 0.0050	< 0.0050	< 0.0050	NA	NA	NA	NA	NA	NA	NA
Sodium	NE	NE	NA	NA	**692**	**632**	**414**	**412**	NA	NA	NA	NA	NA	NA	NA	NA
Thallium	**0.005**	0.063	NA	NA	< 0.0050	< 0.0050	< 0.0050	< 0.0050	< 0.0050	NA	NA	NA	NA	NA	NA	NA
Vanadium	**0.05**	*0.27*	NA	NA	< 0.0050	< 0.0050	< 0.0050	< 0.0050	< 0.0050	NA	NA	NA	NA	NA	NA	NA
Zinc	**5**	**0.123**	NA	NA	**0.0096**	< 0.0050	< 0.0050	< 0.0050	**0.0166**	NA	NA	NA	NA	NA	NA	NA

Table 3
Groundwater Analytical Data
February 2013 through November 2020

Location ID Sample ID Sample Date SDG	GWPC	SWPC	MW-V16 MW-V16-070820-1 7/8/2020 20G0356	MW-V16 MW-V16-110620-1 11/6/2020 20K0339	MW-V18 MW-V18-021213-1 2/12/2013 SB64419	MW-V18 MW-V18-051413-1 5/14/2013 SB69540	MW-V18 MW-V18-08202013-1 8/20/2013 SB75322	MW-V18 MW-V18-11112013-1 11/11/2013 SB80164	MW-V18 MW-V18-04162014-1 4/16/2014 SB87931	MW-V18 MW-V18-092314-1 9/23/2014 14090840	MW-V18 MW-V18-121514-1 12/15/2014 14120375	MW-V18 MW-V18-071515-1 7/15/2015 15070383	MW-V18 MW-V18-102715 10/27/2015 15100668	MW-V18 MW-V18-011316 1/13/2016 16010232	MW-V18 MW-V18-041416 4/14/2016 16040313	MW-V18 MW-V18-082616 8/26/2016 16080630
PCBs (ug/l)																
Aroclor 1016	NE	NE	NA	NA	NA	NA	NA	NA	NA	NA	NA	NA	NA	NA	NA	NA
Aroclor 1221	NE	NE	NA	NA	NA	NA	NA	NA	NA	NA	NA	NA	NA	NA	NA	NA
Aroclor 1232	NE	NE	NA	NA	NA	NA	NA	NA	NA	NA	NA	NA	NA	NA	NA	NA
Aroclor 1242	NE	NE	NA	NA	NA	NA	NA	NA	NA	NA	NA	NA	NA	NA	NA	NA
Aroclor 1248	NE	NE	NA	NA	NA	NA	NA	NA	NA	NA	NA	NA	NA	NA	NA	NA
Aroclor 1254	NE	NE	NA	NA	NA	NA	NA	NA	NA	NA	NA	NA	NA	NA	NA	NA
Aroclor 1260	NE	NE	NA	NA	NA	NA	NA	NA	NA	NA	NA	NA	NA	NA	NA	NA
Aroclor 1262	NE	NE	NA	NA	NA	NA	NA	NA	NA	NA	NA	NA	NA	NA	NA	NA
Aroclor 1268	NE	NE	NA	NA	NA	NA	NA	NA	NA	NA	NA	NA	NA	NA	NA	NA
Total PCB Aroclors	0.5	0.5	NA	NA	NA	NA	NA	NA	NA	NA	NA	NA	NA	NA	NA	NA
Pesticides (ug/l)																
Total Pesticides	NE	NE	NA	NA	NA	NA	NA	NA	NA	NA	NA	NA	NA	NA	NA	NA
Herbicides (ug/l)																
Total Herbicides	NE	NE	NA	NA	NA	NA	NA	NA	NA	NA	NA	NA	NA	NA	NA	NA
PCB Homologs (ug/l)																
Decachlorobiphenyl (PCB-209)	NE	NE	< 0.0049	< 0.0049	< 0.025	< 0.025	< 0.025	< 0.025	< 0.025	< 0.025	< 0.025	< 0.025	< 0.025	< 0.0255	< 0.0284	< 0.0263
Dichlorobiphenyl	NE	NE	**0.0031**	**0.0030**	< 0.005	< 0.005	< 0.005	< 0.005	< 0.005	< 0.005	< 0.005	< 0.005	< 0.005	< 0.0051	< 0.00568	< 0.00526
Heptachlorobiphenyl	NE	NE	< 0.0029	< 0.0029	< 0.015	< 0.015	< 0.015	< 0.015	< 0.015	< 0.015	< 0.015	< 0.015	< 0.015	< 0.0153	< 0.017	< 0.0158
Hexachlorobiphenyl	NE	NE	< 0.0020	< 0.0020	< 0.01	< 0.01	< 0.01	< 0.01	< 0.01	< 0.01	< 0.01	< 0.01	< 0.01	< 0.0102	< 0.0114	< 0.0105
Monochlorobiphenyl	NE	NE	**0.0024**	**0.0015**	< 0.005	< 0.005	< 0.005	< 0.005	< 0.005	< 0.005	< 0.005	< 0.005	< 0.005	< 0.0051	< 0.00568	< 0.00526
Nonachlorobiphenyl	NE	NE	< 0.0049	< 0.0049	< 0.025	< 0.025	< 0.025	< 0.025	< 0.025	< 0.025	< 0.025	< 0.025	< 0.025	< 0.0255	< 0.0284	< 0.0263
Octachlorobiphenyl	NE	NE	< 0.0029	< 0.0029	< 0.015	< 0.015	< 0.015	< 0.015	< 0.015	< 0.015	< 0.015	< 0.015	< 0.015	< 0.0153	< 0.017	< 0.0158
Pentachlorobiphenyl	NE	NE	< 0.0020	< 0.0020	< 0.01	< 0.01	< 0.01	< 0.01	< 0.01	< 0.01	< 0.01	< 0.01	< 0.01	< 0.0102	< 0.0114	< 0.0105
Tetrachlorobiphenyl	NE	NE	< 0.0020	< 0.0020	< 0.01	< 0.01	< 0.01	< 0.01	< 0.01	< 0.01	< 0.01	< 0.01	< 0.01	< 0.0102	< 0.0114	< 0.0105
Trichlorobiphenyl	NE	NE	< 0.0020	< 0.0020	< 0.005	< 0.005	< 0.005	< 0.005	< 0.005	< 0.005	< 0.005	< 0.005	< 0.005	< 0.0051	**0.0105**	< 0.00526
Total PCB Homologues	**0.5**	**0.5**	**0.0055**	**0.0045**	< 0.025	< 0.025	< 0.025	< 0.025	< 0.025	< 0.025	< 0.025	< 0.025	< 0.025	< 0.0255	**0.0105**	< 0.0263

Notes:
This is a summary table. Only detected compounds are presented.
Bold = Detected above reporting limit
GWPC = Ground water protection criteria
SWPC = Surface water protection criteria
Orange highlighted cells exceed GWPC
Yellow highlighted cells exceed SWPC
Italicized criteria indicate that criteria value is from CTDEEP Recommended Criteria Values for Common Additional Polluting Substances and Alternative Criteria Requests (September 2018)
<0.01 = Not detected above the specified laboratory reporting limit
NE = Criteriion has not been established
NA = Not analyzed for specific constituent
ug/L = microgram per liter
mg/L = milligram per Liter
(1) 0.1 mg/l is the current recommended screening criteria and requires CTDEEP approval to implement. 0.25 mg/l is the proposed GWPC.
(2) 100 ug/l is the promulgated GWPC. 70 ug/l is the Drinking Water Action Level set by the Connecticut Department of Public Health.

Table 3
Groundwater Analytical Data
February 2013 through November 2020

Location ID Sample ID Sample Date SDG	GWPC	SWPC	MW-V18 MW-V18-122016-1 12/20/2016 16L0972	MW-V18 MW-V18-20170413-1 4/13/2017 17D0656	MW-V18 MW-V18-081717-1 8/17/2017 17H1062	MW-V18 MW-V18-111417-1 11/14/2017 17K0813	MW-V18 MW-V18-030818-1 3/6/2018 18C0346	MW-V18 MW-V18-062818-1 6/28/2018 18F1460	MW-V18 MW-V18-092618-1 9/26/2018 18I1195	MW-V18 MW-V18-121318-1 12/13/2018 18L0663	MW-V18 MW-V18-041619-1 4/16/2019 19D0862	MW-V18 MW-V18-041619-2 4/16/2019 19D0862	MW-V18 MW-V18-071619-1 7/16/2019 19G0869	MW-V18 MW-VI8-102419-1 10/24/2019 19J1561	MW-V18 MW-V18-012020-1 1/20/2020 20A0896	MW-V18 MW-V18-070820-1 7/8/2020 20G0356
CT ETPH (mg/l)																
Aliphatic Hydrocarbons (ETPH) C9-C36	**0.25**	*0.25*	NA	NA	NA	NA	NA	NA	NA	NA	NA	NA	NA	NA	NA	NA
Total Petroleum Hydrocarbons	**0.25**	*0.25*	NA	NA	NA	NA	NA	NA	NA	NA	NA	NA	NA	NA	NA	NA
Unidentified	NE	NE	NA	NA	NA	NA	NA	NA	NA	NA	NA	NA	NA	NA	NA	NA
VOCs (ug/l)																
1,2,4-Trimethylbenzene	*5*	*49*	NA	NA	NA	NA	NA	NA	NA	NA	NA	NA	NA	NA	NA	NA
Acetone	700	*10000*	NA	NA	NA	NA	NA	NA	NA	NA	NA	NA	NA	NA	NA	NA
Chloroform	**6**	14100	NA	NA	NA	NA	NA	NA	NA	NA	NA	NA	NA	NA	NA	NA
Chloromethane	*18*	*10000*	NA	NA	NA	NA	NA	NA	NA	NA	NA	NA	NA	NA	NA	NA
Methyl Tert Butyl Ether (MTBE)	70	*10000*	NA	NA	NA	NA	NA	NA	NA	NA	NA	NA	NA	NA	NA	NA
Naphthalene	280	*210*	NA	NA	NA	NA	NA	NA	NA	NA	NA	NA	NA	NA	NA	NA
p-Isopropyltoluene	*25*	*200*	NA	NA	NA	NA	NA	NA	NA	NA	NA	NA	NA	NA	NA	NA
Tetrachloroethylene	5	88	NA	NA	NA	NA	NA	NA	NA	NA	NA	NA	NA	NA	NA	NA
Tetrahydrofuran	*4*	*9600*	NA	NA	NA	NA	NA	NA	NA	NA	NA	NA	NA	NA	NA	NA
Toluene	1000	4000000	NA	NA	NA	NA	NA	NA	NA	NA	NA	NA	NA	NA	NA	NA
Trichloroethene	5	2340	NA	NA	NA	NA	NA	NA	NA	NA	NA	NA	NA	NA	NA	NA
SVOCs (ug/l)																
2-Methylnaphthalene	*28*	*62*	NA	NA	NA	NA	NA	NA	NA	NA	NA	NA	NA	NA	NA	NA
Acenaphthene	*420*	*150*	NA	NA	NA	NA	NA	NA	NA	NA	NA	NA	NA	NA	NA	NA
Acenaphthylene	420	**0.3**	NA	NA	NA	NA	NA	NA	NA	NA	NA	NA	NA	NA	NA	NA
Anthracene	2000	1100000	NA	NA	NA	NA	NA	NA	NA	NA	NA	NA	NA	NA	NA	NA
Benzo(a)anthracene	**0.06**	**0.3**	NA	NA	NA	NA	NA	NA	NA	NA	NA	NA	NA	NA	NA	NA
Benzo(a)pyrene	**0.2**	**0.3**	NA	NA	NA	NA	NA	NA	NA	NA	NA	NA	NA	NA	NA	NA
Benzo(b)fluoranthene	**0.08**	**0.3**	NA	NA	NA	NA	NA	NA	NA	NA	NA	NA	NA	NA	NA	NA
Benzo(g,h,i)perylene	*0.48*	*150*	NA	NA	NA	NA	NA	NA	NA	NA	NA	NA	NA	NA	NA	NA
Benzo(k)fluoranthene	**0.5**	**0.3**	NA	NA	NA	NA	NA	NA	NA	NA	NA	NA	NA	NA	NA	NA
Chrysene	*4.8*	*0.54*	NA	NA	NA	NA	NA	NA	NA	NA	NA	NA	NA	NA	NA	NA
Dibenzo(a,h)anthracene	*0.1*	*0.3*	NA	NA	NA	NA	NA	NA	NA	NA	NA	NA	NA	NA	NA	NA
Fluoranthene	280	3700	NA	NA	NA	NA	NA	NA	NA	NA	NA	NA	NA	NA	NA	NA
Fluorene	280	140000	NA	NA	NA	NA	NA	NA	NA	NA	NA	NA	NA	NA	NA	NA
Indeno(1,2,3-cd)pyrene	*0.1*	*0.54*	NA	NA	NA	NA	NA	NA	NA	NA	NA	NA	NA	NA	NA	NA
Naphthalene	280	*210*	NA	NA	NA	NA	NA	NA	NA	NA	NA	NA	NA	NA	NA	NA
Phenanthrene	200	**0.077**	NA	NA	NA	NA	NA	NA	NA	NA	NA	NA	NA	NA	NA	NA
Pyrene	200	110000	NA	NA	NA	NA	NA	NA	NA	NA	NA	NA	NA	NA	NA	NA
SVOC-SIMs (ug/l)																
1-Methylnaphthalene	*5*	*61*	NA	NA	NA	NA	NA	NA	NA	NA	NA	NA	NA	NA	NA	NA
2-Methylnaphthalene	*28*	*62*	NA	NA	NA	NA	NA	NA	NA	NA	NA	NA	NA	NA	NA	NA
Acenaphthene	*420*	*150*	NA	NA	NA	NA	NA	NA	NA	NA	NA	NA	NA	NA	NA	NA
Acenaphthylene	420	0.3	NA	NA	NA	NA	NA	NA	NA	NA	NA	NA	NA	NA	NA	NA
Anthracene	2000	1100000	NA	NA	NA	NA	NA	NA	NA	NA	NA	NA	NA	NA	NA	NA
Benzo(a)anthracene	**0.06**	0.3	NA	NA	NA	NA	NA	NA	NA	NA	NA	NA	NA	NA	NA	NA
Benzo(a)pyrene	0.2	0.3	NA	NA	NA	NA	NA	NA	NA	NA	NA	NA	NA	NA	NA	NA
Benzo(b)fluoranthene	**0.08**	0.3	NA	NA	NA	NA	NA	NA	NA	NA	NA	NA	NA	NA	NA	NA
Benzo(g,h,i)perylene	*0.48*	*150*	NA	NA	NA	NA	NA	NA	NA	NA	NA	NA	NA	NA	NA	NA
Benzo(k)fluoranthene	0.5	0.3	NA	NA	NA	NA	NA	NA	NA	NA	NA	NA	NA	NA	NA	NA
Chrysene	*4.8*	*0.54*	NA	NA	NA	NA	NA	NA	NA	NA	NA	NA	NA	NA	NA	NA
Dibenzo(a,h)anthracene	*0.1*	*0.3*	NA	NA	NA	NA	NA	NA	NA	NA	NA	NA	NA	NA	NA	NA
Fluoranthene	280	3700	NA	NA	NA	NA	NA	NA	NA	NA	NA	NA	NA	NA	NA	NA
Fluorene	280	140000	NA	NA	NA	NA	NA	NA	NA	NA	NA	NA	NA	NA	NA	NA
Indeno(1,2,3-cd)pyrene	*0.1*	*0.54*	NA	NA	NA	NA	NA	NA	NA	NA	NA	NA	NA	NA	NA	NA
Naphthalene	280	*210*	NA	NA	NA	NA	NA	NA	NA	NA	NA	NA	NA	NA	NA	NA
Phenanthrene	200	**0.077**	NA	NA	NA	NA	NA	NA	NA	NA	NA	NA	NA	NA	NA	NA
Pyrene	200	110000	NA	NA	NA	NA	NA	NA	NA	NA	NA	NA	NA	NA	NA	NA
Total Metals (mg/l)																
Antimony	**0.006**	86	NA	NA	NA	NA	NA	NA	NA	NA	NA	NA	NA	NA	NA	NA
Arsenic	**0.05**	**0.004**	NA	NA	NA	NA	NA	NA	NA	NA	NA	NA	NA	NA	NA	NA
Barium	**1**	**2.2**	NA	NA	NA	NA	NA	NA	NA	NA	NA	NA	NA	NA	NA	NA
Beryllium	**0.004**	**0.004**	NA	NA	NA	NA	NA	NA	NA	NA	NA	NA	NA	NA	NA	NA
Cadmium	0.005	0.006	NA	NA	NA	NA	NA	NA	NA	NA	NA	NA	NA	NA	NA	NA
Calcium	NE	NE	NA	NA	NA	NA	NA	NA	NA	NA	NA	NA	NA	NA	NA	NA
Chromium	**0.05**	NE	NA	NA	NA	NA	NA	NA	NA	NA	NA	NA	NA	NA	NA	NA
Cobalt	NE	NE	NA	NA	NA	NA	NA	NA	NA	NA	NA	NA	NA	NA	NA	NA
Copper	1.3	**0.048**	NA	NA	NA	NA	NA	NA	NA	NA	NA	NA	NA	NA	NA	NA
Iron	NE	*10*	NA	NA	NA	NA	NA	NA	NA	NA	NA	NA	NA	NA	NA	NA
Lead	**0.015**	**0.013**	NA	NA	NA	NA	NA	NA	NA	NA	NA	NA	NA	NA	NA	NA
Magnesium	NE	NE	NA	NA	NA	NA	NA	NA	NA	NA	NA	NA	NA	NA	NA	NA
Manganese	*0.5*	*0.93*	NA	NA	NA	NA	NA	NA	NA	NA	NA	NA	NA	NA	NA	NA
Mercury	0.002	0.0004	NA	NA	NA	NA	NA	NA	NA	NA	NA	NA	NA	NA	NA	NA
Nickel	**0.1**	**0.88**	NA	NA	NA	NA	NA	NA	NA	NA	NA	NA	NA	NA	NA	NA
Potassium	NE	NE	NA	NA	NA	NA	NA	NA	NA	NA	NA	NA	NA	NA	NA	NA
Selenium	0.05	0.05	NA	NA	NA	NA	NA	NA	NA	NA	NA	NA	NA	NA	NA	NA
Silver	0.036	0.012	NA	NA	NA	NA	NA	NA	NA	NA	NA	NA	NA	NA	NA	NA
Sodium	NE	NE	NA	NA	NA	NA	NA	NA	NA	NA	NA	NA	NA	NA	NA	NA
Thallium	**0.005**	0.063	NA	NA	NA	NA	NA	NA	NA	NA	NA	NA	NA	NA	NA	NA
Vanadium	**0.05**	*0.27*	NA	NA	NA	NA	NA	NA	NA	NA	NA	NA	NA	NA	NA	NA
Zinc	**5**	**0.123**	NA	NA	NA	NA	NA	NA	NA	NA	NA	NA	NA	NA	NA	NA

Table 3
Groundwater Analytical Data
February 2013 through November 2020

Location ID Sample ID Sample Date SDG	GWPC	SWPC	MW-V18 MW-V18-122016-1 12/20/2016 16L0972	MW-V18 MW-V18-20170413-1 4/13/2017 17D0656	MW-V18 MW-V18-081717-1 8/17/2017 17H1062	MW-V18 MW-V18-111417-1 11/14/2017 17K0813	MW-V18 MW-V18-030818-1 3/6/2018 18C0346	MW-V18 MW-V18-062818-1 6/28/2018 18F1460	MW-V18 MW-V18-092618-1 9/26/2018 18I1195	MW-V18 MW-V18-121318-1 12/13/2018 18L0663	MW-V18 MW-V18-041619-1 4/16/2019 19D0862	MW-V18 MW-V18-041619-2 4/16/2019 19D0862	MW-V18 MW-V18-071619-1 7/16/2019 19G0869	MW-V18 MW-VI8-102419-1 10/24/2019 19J1561	MW-V18 MW-V18-012020-1 1/20/2020 20A0896	MW-V18 MW-V18-070820-1 7/8/2020 20G0356
PCBs (ug/l)																
Aroclor 1016	NE	NE	NA	NA	NA	NA	NA	NA	NA	NA	NA	NA	NA	NA	NA	NA
Aroclor 1221	NE	NE	NA	NA	NA	NA	NA	NA	NA	NA	NA	NA	NA	NA	NA	NA
Aroclor 1232	NE	NE	NA	NA	NA	NA	NA	NA	NA	NA	NA	NA	NA	NA	NA	NA
Aroclor 1242	NE	NE	NA	NA	NA	NA	NA	NA	NA	NA	NA	NA	NA	NA	NA	NA
Aroclor 1248	NE	NE	NA	NA	NA	NA	NA	NA	NA	NA	NA	NA	NA	NA	NA	NA
Aroclor 1254	NE	NE	NA	NA	NA	NA	NA	NA	NA	NA	NA	NA	NA	NA	NA	NA
Aroclor 1260	NE	NE	NA	NA	NA	NA	NA	NA	NA	NA	NA	NA	NA	NA	NA	NA
Aroclor 1262	NE	NE	NA	NA	NA	NA	NA	NA	NA	NA	NA	NA	NA	NA	NA	NA
Aroclor 1268	NE	NE	NA	NA	NA	NA	NA	NA	NA	NA	NA	NA	NA	NA	NA	NA
Total PCB Aroclors	0.5	0.5	NA	NA	NA	NA	NA	NA	NA	NA	NA	NA	NA	NA	NA	NA
Pesticides (ug/l)																
Total Pesticides	NE	NE	NA	NA	NA	NA	NA	NA	NA	NA	NA	NA	NA	NA	NA	NA
Herbicides (ug/l)																
Total Herbicides	NE	NE	NA	NA	NA	NA	NA	NA	NA	NA	NA	NA	NA	NA	NA	NA
PCB Homologs (ug/l)																
Decachlorobiphenyl (PCB-209)	NE	NE	< 0.0050	< 0.0050	< 0.0050 UJ	< 0.0046	< 0.0052	< 0.0051	< 0.0051	< 0.0050	< 0.0050	< 0.0050	< 0.0050	< 0.0054	< 0.0052	< 0.0049
Dichlorobiphenyl	NE	NE	**0.0094**	**0.0091**	**0.015 J**	**0.015**	**0.0025**	**0.0073**	**0.014**	**0.015**	**0.011**	**0.0092**	**0.016**	**0.012**	**0.0072**	**0.0049**
Heptachlorobiphenyl	NE	NE	< 0.0030	< 0.0030	< 0.0030 UJ	< 0.0028	< 0.0031	< 0.0031	< 0.0031	< 0.0030	< 0.0030	< 0.0030	< 0.0030	< 0.0032	< 0.0031	< 0.0029
Hexachlorobiphenyl	NE	NE	< 0.0020	< 0.0020	< 0.0020 UJ	< 0.0019	< 0.0021	< 0.0020	< 0.0020	< 0.0020	< 0.0020	< 0.0020	< 0.0020	< 0.0022	< 0.0021	< 0.0019
Monochlorobiphenyl	NE	NE	< 0.0010	**0.0023**	< 0.0010 UJ	< 0.00093	< 0.0010	**0.0024**	**0.0011**	< 0.00099	**0.0024**	< 0.00099	< 0.0010	< 0.0011	< 0.0010	< 0.00097
Nonachlorobiphenyl	NE	NE	< 0.0050	< 0.0050	< 0.0050 UJ	< 0.0046	< 0.0052	< 0.0051	< 0.0051	< 0.0050	< 0.0050	< 0.0050	< 0.0050	< 0.0054	< 0.0052	< 0.0049
Octachlorobiphenyl	NE	NE	< 0.0030	< 0.0030	< 0.0030 UJ	< 0.0028	< 0.0031	< 0.0031	< 0.0031	< 0.0030	< 0.0030	< 0.0030	< 0.0030	< 0.0032	< 0.0031	< 0.0029
Pentachlorobiphenyl	NE	NE	< 0.0020	< 0.0020	< 0.0020 UJ	< 0.0019	**0.0068**	< 0.0020	< 0.0020	< 0.0020	< 0.0020	< 0.0020	< 0.0020	< 0.0022	< 0.0021	< 0.0019
Tetrachlorobiphenyl	NE	NE	**0.037**	**0.015**	**0.037 J**	**0.022**	**0.031**	**0.0090**	**0.022**	**0.024**	**0.017**	**0.016**	**0.029**	**0.025**	**0.016**	**0.023**
Trichlorobiphenyl	NE	NE	**0.036**	**0.022**	**0.045 J**	**0.042**	**0.015**	**0.016**	**0.039**	**0.038**	**0.021**	**0.021**	**0.043**	**0.031**	**0.021**	**0.019**
Total PCB Homologues	**0.5**	**0.5**	**0.083**	**0.0484**	**0.097 J**	**0.079**	**0.0553**	**0.0347**	**0.075**	**0.077**	**0.052**	**0.047**	**0.088**	**0.068**	**0.0442**	**0.0469**

Notes:
This is a summary table. Only detected compounds are presented.
Bold = Detected above reporting limit
GWPC = Ground water protection criteria
SWPC = Surface water protection criteria
Orange highlighted cells exceed GWPC
Yellow highlighted cells exceed SWPC
Italicized criteria indicate that criteria value is from CTDEEP Recommended Criteria Values for Common Additional Polluting Substances and Alternative Criteria Requests (September 2018)
<0.01 = Not detected above the specified laboratory reporting limit
NE = Criteriion has not been established
NA = Not analyzed for specific constituent
ug/L = microgram per liter
mg/L = milligram per Liter
(1) 0.1 mg/l is the current recommended screening criteria and requires CTDEEP approval to implement. 0.25 mg/l is the proposed GWPC.
(2) 100 ug/l is the promulgated GWPC. 70 ug/l is the Drinking Water Action Level set by the Connecticut Department of Public Health.

Table 3
Groundwater Analytical Data
February 2013 through November 2020

Location ID Sample ID Sample Date SDG	GWPC	SWPC	MW-V18 MW-V18-110520-1 11/5/2020 20K0256	MW-X17 MW-X17-021213-1 2/12/2013 SB64419	MW-X17 MW-X17-051513-1 5/15/2013 SB69668	MW-X17 MW-X17-08202013-1 8/20/2013 SB75322	MW-X17 MW-X17-11112013-1 11/11/2013 SB80164	MW-X17 MW-X17-04162014-1 4/16/2014 SB87931	MW-X17 MW-X17-092314-1 9/23/2014 14090840	MW-X17 MW-X17-121514-1 12/15/2014 14120375	MW-X17 MW-X17-071515-1 7/15/2015 15070383	MW-X17 MW-X17-102715 10/27/2015 15100668	MW-X17 MW-X17-011316 1/13/2016 16010232	MW-X17 MW-X17-041416 4/14/2016 16040313	MW-X17 MW-X17-082616 8/26/2016 16080630	MW-X17 MW-X17-122016-1 12/20/2016 16L0972
CT ETPH (mg/l)																
Aliphatic Hydrocarbons (ETPH) C9-C36	**0.25**	*0.25*	NA	< 0.2	< 0.2	< 0.2	< 0.2	**0.6**	NA	NA	NA	NA	NA	NA	NA	NA
Total Petroleum Hydrocarbons	**0.25**	*0.25*	NA	< 0.2	< 0.2	< 0.2	< 0.2	**0.6**	NA	NA	NA	NA	NA	NA	NA	NA
Unidentified	NE	NE	NA	< 0.2	< 0.2	< 0.2	< 0.2	**0.6**	NA	NA	NA	NA	NA	NA	NA	NA
VOCs (ug/l)																
1,2,4-Trimethylbenzene	*5*	*49*	NA	< 1.00	< 1.00	< 1.00	< 1.00	< 1.00	NA	NA	NA	NA	NA	NA	NA	NA
Acetone	700	*10000*	NA	**25.7**	< 10.0	**19.9**	< 10.0	< 10.0	NA	NA	NA	NA	NA	NA	NA	NA
Chloroform	**6**	14100	NA	< 1.00	< 1.00	< 1.00	< 1.00	< 1.00	NA	NA	NA	NA	NA	NA	NA	NA
Chloromethane	*18*	*10000*	NA	< 2.00	< 2.00	**42.7**	< 2.00	< 2.00	NA	NA	NA	NA	NA	NA	NA	NA
Methyl Tert Butyl Ether (MTBE)	70	*10000*	NA	< 1.00	**1.97**	**3.81**	**4.25**	< 1.00	NA	NA	NA	NA	NA	NA	NA	NA
Naphthalene	280	*210*	NA	< 1.00	< 1.00	< 1.00	< 1.00	< 1.00	NA	NA	NA	NA	NA	NA	NA	NA
p-Isopropyltoluene	*25*	*200*	NA	< 1.00	< 1.00	< 1.00	< 1.00	< 1.00	NA	NA	NA	NA	NA	NA	NA	NA
Tetrachloroethylene	5	88	NA	< 1.00	< 1.00	< 1.00	< 1.00	< 1.00	NA	NA	NA	NA	NA	NA	NA	NA
Tetrahydrofuran	*4*	*9600*	NA	< 2.00	< 2.00	< 2.00	< 2.00	< 2.00	NA	NA	NA	NA	NA	NA	NA	NA
Toluene	1000	4000000	NA	< 1.00	< 1.00	< 1.00	< 1.00	< 1.00	NA	NA	NA	NA	NA	NA	NA	NA
Trichloroethene	5	2340	NA	< 1.00	< 1.00	< 1.00	< 1.00	< 1.00	NA	NA	NA	NA	NA	NA	NA	NA
SVOCs (ug/l)																
2-Methylnaphthalene	*28*	*62*	NA	NA	NA	NA	NA	NA	NA	NA	NA	NA	NA	NA	NA	NA
Acenaphthene	*420*	*150*	NA	NA	NA	NA	NA	NA	NA	NA	NA	NA	NA	NA	NA	NA
Acenaphthylene	420	**0.3**	NA	NA	NA	NA	NA	NA	NA	NA	NA	NA	NA	NA	NA	NA
Anthracene	2000	1100000	NA	NA	NA	NA	NA	NA	NA	NA	NA	NA	NA	NA	NA	NA
Benzo(a)anthracene	**0.06**	**0.3**	NA	NA	NA	NA	NA	NA	NA	NA	NA	NA	NA	NA	NA	NA
Benzo(a)pyrene	**0.2**	**0.3**	NA	NA	NA	NA	NA	NA	NA	NA	NA	NA	NA	NA	NA	NA
Benzo(b)fluoranthene	**0.08**	**0.3**	NA	NA	NA	NA	NA	NA	NA	NA	NA	NA	NA	NA	NA	NA
Benzo(g,h,i)perylene	*0.48*	*150*	NA	NA	NA	NA	NA	NA	NA	NA	NA	NA	NA	NA	NA	NA
Benzo(k)fluoranthene	**0.5**	**0.3**	NA	NA	NA	NA	NA	NA	NA	NA	NA	NA	NA	NA	NA	NA
Chrysene	*4.8*	*0.54*	NA	NA	NA	NA	NA	NA	NA	NA	NA	NA	NA	NA	NA	NA
Dibenzo(a,h)anthracene	*0.1*	*0.3*	NA	NA	NA	NA	NA	NA	NA	NA	NA	NA	NA	NA	NA	NA
Fluoranthene	280	3700	NA	NA	NA	NA	NA	NA	NA	NA	NA	NA	NA	NA	NA	NA
Fluorene	280	140000	NA	NA	NA	NA	NA	NA	NA	NA	NA	NA	NA	NA	NA	NA
Indeno(1,2,3-cd)pyrene	*0.1*	*0.54*	NA	NA	NA	NA	NA	NA	NA	NA	NA	NA	NA	NA	NA	NA
Naphthalene	280	*210*	NA	NA	NA	NA	NA	NA	NA	NA	NA	NA	NA	NA	NA	NA
Phenanthrene	200	**0.077**	NA	NA	NA	NA	NA	NA	NA	NA	NA	NA	NA	NA	NA	NA
Pyrene	200	110000	NA	NA	NA	NA	NA	NA	NA	NA	NA	NA	NA	NA	NA	NA
SVOC-SIMs (ug/l)																
1-Methylnaphthalene	*5*	*61*	NA	< 0.050	< 0.050	< 0.050	< 0.050	< 0.050	NA	NA	NA	NA	NA	NA	NA	NA
2-Methylnaphthalene	*28*	*62*	NA	< 0.050	< 0.050	< 0.050	< 0.050	< 0.050	NA	NA	NA	NA	NA	NA	NA	NA
Acenaphthene	*420*	*150*	NA	< 0.050	< 0.050	< 0.050	< 0.050	< 0.050	NA	NA	NA	NA	NA	NA	NA	NA
Acenaphthylene	420	0.3	NA	< 0.050	< 0.050	< 0.050	< 0.050	< 0.050	NA	NA	NA	NA	NA	NA	NA	NA
Anthracene	2000	1100000	NA	< 0.050	< 0.050	< 0.050	< 0.050	< 0.050	NA	NA	NA	NA	NA	NA	NA	NA
Benzo(a)anthracene	**0.06**	0.3	NA	< 0.050	< 0.050	< 0.050	< 0.050	< 0.050	NA	NA	NA	NA	NA	NA	NA	NA
Benzo(a)pyrene	0.2	0.3	NA	< 0.050	< 0.050	< 0.050	< 0.050	< 0.050	NA	NA	NA	NA	NA	NA	NA	NA
Benzo(b)fluoranthene	**0.08**	0.3	NA	< 0.050	< 0.050	< 0.050	< 0.050	< 0.050	NA	NA	NA	NA	NA	NA	NA	NA
Benzo(g,h,i)perylene	*0.48*	*150*	NA	< 0.050	< 0.050	< 0.050	< 0.050	< 0.050	NA	NA	NA	NA	NA	NA	NA	NA
Benzo(k)fluoranthene	0.5	0.3	NA	< 0.050	< 0.050	< 0.050	< 0.050	< 0.050	NA	NA	NA	NA	NA	NA	NA	NA
Chrysene	*4.8*	*0.54*	NA	< 0.050	< 0.050	< 0.050	< 0.050	< 0.050	NA	NA	NA	NA	NA	NA	NA	NA
Dibenzo(a,h)anthracene	*0.1*	*0.3*	NA	< 0.050	< 0.050	< 0.050	< 0.050	< 0.050	NA	NA	NA	NA	NA	NA	NA	NA
Fluoranthene	280	3700	NA	< 0.050	< 0.050	< 0.050	< 0.050	< 0.050	NA	NA	NA	NA	NA	NA	NA	NA
Fluorene	280	140000	NA	< 0.050	< 0.050	< 0.050	< 0.050	< 0.050	NA	NA	NA	NA	NA	NA	NA	NA
Indeno(1,2,3-cd)pyrene	*0.1*	*0.54*	NA	< 0.050	< 0.050	< 0.050	< 0.050	< 0.050	NA	NA	NA	NA	NA	NA	NA	NA
Naphthalene	280	*210*	NA	< 0.050	< 0.050	< 0.050	< 0.050	< 0.050	NA	NA	NA	NA	NA	NA	NA	NA
Phenanthrene	200	**0.077**	NA	< 0.050	< 0.050	< 0.050	< 0.050	< 0.050	NA	NA	NA	NA	NA	NA	NA	NA
Pyrene	200	110000	NA	< 0.050	< 0.050	< 0.050	< 0.050	< 0.050	NA	NA	NA	NA	NA	NA	NA	NA
Total Metals (mg/l)																
Antimony	**0.006**	86	NA	< 0.0060	< 0.0060	< 0.0060	< 0.0060	< 0.0060	NA	NA	NA	NA	NA	NA	NA	NA
Arsenic	**0.05**	**0.004**	NA	< 0.0040	< 0.0040	**0.0051**	< 0.0040	< 0.0040	NA	NA	NA	NA	NA	NA	NA	NA
Barium	**1**	**2.2**	NA	**1.67**	**2.24**	**2.90**	**3.00**	**0.406**	NA	NA	NA	NA	NA	NA	NA	NA
Beryllium	**0.004**	**0.004**	NA	< 0.0020	< 0.0020	< 0.0020	< 0.0020	< 0.0020	NA	NA	NA	NA	NA	NA	NA	NA
Cadmium	0.005	0.006	NA	< 0.0025	< 0.0025	< 0.0025	< 0.0025	< 0.0025	NA	NA	NA	NA	NA	NA	NA	NA
Calcium	NE	NE	NA	**218**	**314**	**321**	**314**	NA	NA	NA	NA	NA	NA	NA	NA	NA
Chromium	**0.05**	NE	NA	< 0.0050	< 0.0050	< 0.0050	< 0.0050	< 0.0050	NA	NA	NA	NA	NA	NA	NA	NA
Cobalt	NE	NE	NA	NA	NA	NA	NA	NA	NA	NA	NA	NA	NA	NA	NA	NA
Copper	1.3	**0.048**	NA	< 0.0050	< 0.0050	< 0.0050	< 0.0050	**0.0118**	NA	NA	NA	NA	NA	NA	NA	NA
Iron	NE	*10*	NA	**44.8**	**107**	**142**	**168**	NA	NA	NA	NA	NA	NA	NA	NA	NA
Lead	**0.015**	**0.013**	NA	< 0.0075	**0.0119**	**0.0125**	**0.0112**	< 0.0075	NA	NA	NA	NA	NA	NA	NA	NA
Magnesium	NE	NE	NA	**39.0**	**93.4**	**103**	**114**	NA	NA	NA	NA	NA	NA	NA	NA	NA
Manganese	*0.5*	*0.93*	NA	**3.54**	**7.97**	**11.4**	**15.8**	NA	NA	NA	NA	NA	NA	NA	NA	NA
Mercury	0.002	0.0004	NA	< 0.00020	< 0.00020	< 0.00020	< 0.00020	< 0.00020	NA	NA	NA	NA	NA	NA	NA	NA
Nickel	**0.1**	**0.88**	NA	< 0.0050	**0.0062**	**0.0068**	< 0.0050	< 0.0050	NA	NA	NA	NA	NA	NA	NA	NA
Potassium	NE	NE	NA	**37.6**	**65.9**	**74.0**	**55.8**	NA	NA	NA	NA	NA	NA	NA	NA	NA
Selenium	0.05	0.05	NA	< 0.0150	< 0.0150	< 0.0150	< 0.0150	< 0.0150	NA	NA	NA	NA	NA	NA	NA	NA
Silver	0.036	0.012	NA	< 0.0050	< 0.0050	< 0.0050	< 0.0050	< 0.0050	NA	NA	NA	NA	NA	NA	NA	NA
Sodium	NE	NE	NA	**2940**	**2000**	**1890**	**1400**	NA	NA	NA	NA	NA	NA	NA	NA	NA
Thallium	**0.005**	0.063	NA	< 0.0050	< 0.0050	< 0.0250	< 0.0050	< 0.0050	NA	NA	NA	NA	NA	NA	NA	NA
Vanadium	**0.05**	*0.27*	NA	< 0.0050	< 0.0050	< 0.0050	< 0.0050	< 0.0050	NA	NA	NA	NA	NA	NA	NA	NA
Zinc	**5**	**0.123**	NA	**0.0144**	**0.0060**	**0.0079**	**0.0109**	**0.0650**	NA	NA	NA	NA	NA	NA	NA	NA

Table 3
Groundwater Analytical Data
February 2013 through November 2020

Location ID Sample ID Sample Date SDG	GWPC	SWPC	MW-V18 MW-V18-110520-1 11/5/2020 20K0256	MW-X17 MW-X17-021213-1 2/12/2013 SB64419	MW-X17 MW-X17-051513-1 5/15/2013 SB69668	MW-X17 MW-X17-08202013-1 8/20/2013 SB75322	MW-X17 MW-X17-11112013-1 11/11/2013 SB80164	MW-X17 MW-X17-04162014-1 4/16/2014 SB87931	MW-X17 MW-X17-092314-1 9/23/2014 14090840	MW-X17 MW-X17-121514-1 12/15/2014 14120375	MW-X17 MW-X17-071515-1 7/15/2015 15070383	MW-X17 MW-X17-102715 10/27/2015 15100668	MW-X17 MW-X17-011316 1/13/2016 16010232	MW-X17 MW-X17-041416 4/14/2016 16040313	MW-X17 MW-X17-082616 8/26/2016 16080630	MW-X17 MW-X17-122016-1 12/20/2016 16L0972
PCBs (ug/l)																
Aroclor 1016	NE	NE	NA	NA	NA	NA	NA	NA	NA	NA	NA	NA	NA	NA	NA	NA
Aroclor 1221	NE	NE	NA	NA	NA	NA	NA	NA	NA	NA	NA	NA	NA	NA	NA	NA
Aroclor 1232	NE	NE	NA	NA	NA	NA	NA	NA	NA	NA	NA	NA	NA	NA	NA	NA
Aroclor 1242	NE	NE	NA	NA	NA	NA	NA	NA	NA	NA	NA	NA	NA	NA	NA	NA
Aroclor 1248	NE	NE	NA	NA	NA	NA	NA	NA	NA	NA	NA	NA	NA	NA	NA	NA
Aroclor 1254	NE	NE	NA	NA	NA	NA	NA	NA	NA	NA	NA	NA	NA	NA	NA	NA
Aroclor 1260	NE	NE	NA	NA	NA	NA	NA	NA	NA	NA	NA	NA	NA	NA	NA	NA
Aroclor 1262	NE	NE	NA	NA	NA	NA	NA	NA	NA	NA	NA	NA	NA	NA	NA	NA
Aroclor 1268	NE	NE	NA	NA	NA	NA	NA	NA	NA	NA	NA	NA	NA	NA	NA	NA
Total PCB Aroclors	0.5	0.5	NA	NA	NA	NA	NA	NA	NA	NA	NA	NA	NA	NA	NA	NA
Pesticides (ug/l)																
Total Pesticides	NE	NE	NA	NA	NA	NA	NA	NA	NA	NA	NA	NA	NA	NA	NA	NA
Herbicides (ug/l)																
Total Herbicides	NE	NE	NA	NA	NA	NA	NA	NA	NA	NA	NA	NA	NA	NA	NA	NA
PCB Homologs (ug/l)																
Decachlorobiphenyl (PCB-209)	NE	NE	< 0.0050	< 0.025	< 0.025	< 0.025	< 0.025	< 0.025	< 0.025	< 0.025	< 0.025	< 0.025	< 0.025	< 0.0284	< 0.0253	< 0.0050
Dichlorobiphenyl	NE	NE	**0.0085**	< 0.005	< 0.005	< 0.005	< 0.005	< 0.005	< 0.005	< 0.005	< 0.005	< 0.005	< 0.005	< 0.00568	< 0.00505	< 0.0010
Heptachlorobiphenyl	NE	NE	< 0.0030	< 0.015	< 0.015	< 0.015	< 0.015	< 0.015	< 0.015	< 0.015	< 0.015	< 0.015	< 0.015	< 0.017	< 0.0152	< 0.0030
Hexachlorobiphenyl	NE	NE	< 0.0020	< 0.01	< 0.01	< 0.01	< 0.01	< 0.01	< 0.01	< 0.01	< 0.01	< 0.01	< 0.01	< 0.0114	< 0.0101	< 0.0020
Monochlorobiphenyl	NE	NE	< 0.00099	< 0.005	< 0.005	< 0.005	< 0.005	< 0.005	< 0.005	< 0.005	< 0.005	< 0.005	< 0.005	< 0.00568	< 0.00505	< 0.0010
Nonachlorobiphenyl	NE	NE	< 0.0050	< 0.025	< 0.025	< 0.025	< 0.025	< 0.025	< 0.025	< 0.025	< 0.025	< 0.025	< 0.025	< 0.0284	< 0.0253	< 0.0050
Octachlorobiphenyl	NE	NE	< 0.0030	< 0.015	< 0.015	< 0.015	< 0.015	< 0.015	< 0.015	< 0.015	< 0.015	< 0.015	< 0.015	< 0.017	< 0.0152	< 0.0030
Pentachlorobiphenyl	NE	NE	< 0.0020	< 0.01	< 0.01	< 0.01	< 0.01	< 0.01	< 0.01	< 0.01	< 0.01	< 0.01	< 0.01	< 0.0114	< 0.0101	< 0.0020
Tetrachlorobiphenyl	NE	NE	**0.024**	< 0.01	< 0.01	< 0.01	< 0.01	< 0.01	< 0.01	< 0.01	< 0.01	< 0.01	< 0.01	< 0.0114	< 0.0101	< 0.0020
Trichlorobiphenyl	NE	NE	**0.026**	< 0.005	< 0.005	< 0.005	< 0.005	< 0.005	< 0.005	< 0.005	< 0.005	< 0.005	< 0.005	< 0.00568	< 0.00505	< 0.0010
Total PCB Homologues	**0.5**	**0.5**	**0.058**	< 0.025	< 0.025	< 0.025	< 0.025	< 0.025	< 0.025	< 0.025	< 0.025	< 0.025	< 0.025	< 0.0284	< 0.0253	< 0.0050

Notes:
This is a summary table. Only detected compounds are presented.
Bold = Detected above reporting limit
GWPC = Ground water protection criteria
SWPC = Surface water protection criteria
Orange highlighted cells exceed GWPC
Yellow highlighted cells exceed SWPC
Italicized criteria indicate that criteria value is from CTDEEP Recommended Criteria Values for Common Additional Polluting Substances and Alternative Criteria Requests (September 2018)
<0.01 = Not detected above the specified laboratory reporting limit
NE = Criteriion has not been established
NA = Not analyzed for specific constituent
ug/L = microgram per liter
mg/L = milligram per Liter
(1) 0.1 mg/l is the current recommended screening criteria and requires CTDEEP approval to implement. 0.25 mg/l is the proposed GWPC.
(2) 100 ug/l is the promulgated GWPC. 70 ug/l is the Drinking Water Action Level set by the Connecticut Department of Public Health.

Table 3
Groundwater Analytical Data
February 2013 through November 2020

Location ID Sample ID Sample Date SDG	GWPC	SWPC	MW-X17 MW-X17-20170410-1 4/10/2017 17D0409	MW-X17 MW-X17-081717-1 8/17/2017 17H1062	MW-X17 MW-X17-111417-1 11/14/2017 17K0813	MW-X17 MW-X17-030818-1 3/6/2018 18C0346	MW-X17 MW-X17-062618-1 6/26/2018 18F1321	MW-X17 MW-X17-092618-1 9/26/2018 18I1195	MW-X17 MW-X17-121318-1 12/13/2018 18L0663	MW-X17 MW-X17-041619-1 4/16/2019 19D0862	MW-X17 MW-X17-071619-1 7/16/2019 19G0869	MW-X17 MW-X17-102419-1 10/24/2019 19J1561	MW-X17 MW-X17-012020-1 1/20/2020 20A0896	MW-X17 MW-X17-040720-1 4/7/2020 20D0295	MW-X17 MW-X17-070820-1 7/8/2020 20G0356	MW-X17 MW-X17-110520-1 11/5/2020 20K0256
CT ETPH (mg/l)																
Aliphatic Hydrocarbons (ETPH) C9-C36	0.25	0.25	NA	NA	NA	NA	NA	NA	NA	NA	NA	NA	0.35	0.40	0.62	0.44
Total Petroleum Hydrocarbons	0.25	0.25	NA	NA	NA	NA	NA	NA	NA	NA	NA	NA	NA	NA	NA	NA
Unidentified	NE	NE	NA	NA	NA	NA	NA	NA	NA	NA	NA	NA	NA	NA	NA	NA
VOCs (ug/l)																
1,2,4-Trimethylbenzene	5	49	NA	NA	NA	NA	NA	NA	NA	NA	NA	NA	NA	NA	NA	NA
Acetone	700	10000	NA	NA	NA	NA	NA	NA	NA	NA	NA	NA	NA	NA	NA	NA
Chloroform	6	14100	NA	NA	NA	NA	NA	NA	NA	NA	NA	NA	NA	NA	NA	NA
Chloromethane	18	10000	NA	NA	NA	NA	NA	NA	NA	NA	NA	NA	NA	NA	NA	NA
Methyl Tert Butyl Ether (MTBE)	70	10000	NA	NA	NA	NA	NA	NA	NA	NA	NA	NA	NA	NA	NA	NA
Naphthalene	280	210	NA	NA	NA	NA	NA	NA	NA	NA	NA	NA	NA	NA	NA	NA
p-Isopropyltoluene	25	200	NA	NA	NA	NA	NA	NA	NA	NA	NA	NA	NA	NA	NA	NA
Tetrachloroethylene	5	88	NA	NA	NA	NA	NA	NA	NA	NA	NA	NA	NA	NA	NA	NA
Tetrahydrofuran	4	9600	NA	NA	NA	NA	NA	NA	NA	NA	NA	NA	NA	NA	NA	NA
Toluene	1000	4000000	NA	NA	NA	NA	NA	NA	NA	NA	NA	NA	NA	NA	NA	NA
Trichloroethene	5	2340	NA	NA	NA	NA	NA	NA	NA	NA	NA	NA	NA	NA	NA	NA
SVOCs (ug/l)																
2-Methylnaphthalene	28	62	NA	NA	NA	NA	NA	NA	NA	NA	NA	NA	NA	NA	NA	NA
Acenaphthene	420	150	NA	NA	NA	NA	NA	NA	NA	NA	NA	NA	NA	NA	NA	NA
Acenaphthylene	420	0.3	NA	NA	NA	NA	NA	NA	NA	NA	NA	NA	NA	NA	NA	NA
Anthracene	2000	1100000	NA	NA	NA	NA	NA	NA	NA	NA	NA	NA	NA	NA	NA	NA
Benzo(a)anthracene	0.06	0.3	NA	NA	NA	NA	NA	NA	NA	NA	NA	NA	NA	NA	NA	NA
Benzo(a)pyrene	0.2	0.3	NA	NA	NA	NA	NA	NA	NA	NA	NA	NA	NA	NA	NA	NA
Benzo(b)fluoranthene	0.08	0.3	NA	NA	NA	NA	NA	NA	NA	NA	NA	NA	NA	NA	NA	NA
Benzo(g,h,i)perylene	0.48	150	NA	NA	NA	NA	NA	NA	NA	NA	NA	NA	NA	NA	NA	NA
Benzo(k)fluoranthene	0.5	0.3	NA	NA	NA	NA	NA	NA	NA	NA	NA	NA	NA	NA	NA	NA
Chrysene	4.8	0.54	NA	NA	NA	NA	NA	NA	NA	NA	NA	NA	NA	NA	NA	NA
Dibenzo(a,h)anthracene	0.1	0.3	NA	NA	NA	NA	NA	NA	NA	NA	NA	NA	NA	NA	NA	NA
Fluoranthene	280	3700	NA	NA	NA	NA	NA	NA	NA	NA	NA	NA	NA	NA	NA	NA
Fluorene	280	140000	NA	NA	NA	NA	NA	NA	NA	NA	NA	NA	NA	NA	NA	NA
Indeno(1,2,3-cd)pyrene	0.1	0.54	NA	NA	NA	NA	NA	NA	NA	NA	NA	NA	NA	NA	NA	NA
Naphthalene	280	210	NA	NA	NA	NA	NA	NA	NA	NA	NA	NA	NA	NA	NA	NA
Phenanthrene	200	0.077	NA	NA	NA	NA	NA	NA	NA	NA	NA	NA	NA	NA	NA	NA
Pyrene	200	110000	NA	NA	NA	NA	NA	NA	NA	NA	NA	NA	NA	NA	NA	NA
SVOC-SIMs (ug/l)																
1-Methylnaphthalene	5	61	NA	NA	NA	NA	NA	NA	NA	NA	NA	NA	NA	NA	NA	NA
2-Methylnaphthalene	28	62	NA	NA	NA	NA	NA	NA	NA	NA	NA	NA	NA	NA	NA	NA
Acenaphthene	420	150	NA	NA	NA	NA	NA	NA	NA	NA	NA	NA	NA	NA	NA	NA
Acenaphthylene	420	0.3	NA	NA	NA	NA	NA	NA	NA	NA	NA	NA	NA	NA	NA	NA
Anthracene	2000	1100000	NA	NA	NA	NA	NA	NA	NA	NA	NA	NA	NA	NA	NA	NA
Benzo(a)anthracene	0.06	0.3	NA	NA	NA	NA	NA	NA	NA	NA	NA	NA	NA	NA	NA	NA
Benzo(a)pyrene	0.2	0.3	NA	NA	NA	NA	NA	NA	NA	NA	NA	NA	NA	NA	NA	NA
Benzo(b)fluoranthene	0.08	0.3	NA	NA	NA	NA	NA	NA	NA	NA	NA	NA	NA	NA	NA	NA
Benzo(g,h,i)perylene	0.48	150	NA	NA	NA	NA	NA	NA	NA	NA	NA	NA	NA	NA	NA	NA
Benzo(k)fluoranthene	0.5	0.3	NA	NA	NA	NA	NA	NA	NA	NA	NA	NA	NA	NA	NA	NA
Chrysene	4.8	0.54	NA	NA	NA	NA	NA	NA	NA	NA	NA	NA	NA	NA	NA	NA
Dibenzo(a,h)anthracene	0.1	0.3	NA	NA	NA	NA	NA	NA	NA	NA	NA	NA	NA	NA	NA	NA
Fluoranthene	280	3700	NA	NA	NA	NA	NA	NA	NA	NA	NA	NA	NA	NA	NA	NA
Fluorene	280	140000	NA	NA	NA	NA	NA	NA	NA	NA	NA	NA	NA	NA	NA	NA
Indeno(1,2,3-cd)pyrene	0.1	0.54	NA	NA	NA	NA	NA	NA	NA	NA	NA	NA	NA	NA	NA	NA
Naphthalene	280	210	NA	NA	NA	NA	NA	NA	NA	NA	NA	NA	NA	NA	NA	NA
Phenanthrene	200	0.077	NA	NA	NA	NA	NA	NA	NA	NA	NA	NA	NA	NA	NA	NA
Pyrene	200	110000	NA	NA	NA	NA	NA	NA	NA	NA	NA	NA	NA	NA	NA	NA
Total Metals (mg/l)																
Antimony	0.006	86	NA	NA	NA	NA	NA	NA	NA	< 0.0010	< 0.0010	< 0.0010	< 0.0010	< 0.0010	< 0.0010	< 0.0010
Arsenic	0.05	0.004	NA	NA	NA	NA	NA	NA	NA	< 0.00080	< 0.00080	0.0015	< 0.00080	0.0023	0.0011	0.0040
Barium	1	2.2	NA	NA	NA	NA	NA	NA	NA	4.6	4.1	2.2	2.4	1.6	1.2	0.48
Beryllium	0.004	0.004	NA	NA	NA	NA	NA	NA	NA	< 0.00040	< 0.00040	< 0.00040	< 0.00040	< 0.00040	< 0.00040	< 0.00040
Cadmium	0.005	0.006	NA	NA	NA	NA	NA	NA	NA	< 0.00050	< 0.00020	< 0.00020	< 0.00020	< 0.00020	< 0.00020	< 0.00020
Calcium	NE	NE	NA	NA	NA	NA	NA	NA	NA	NA	NA	NA	NA	NA	NA	NA
Chromium	0.05	NE	NA	NA	NA	NA	NA	NA	NA	0.0030	0.0025	0.0010	0.0013	< 0.0010	0.0018	0.0015
Cobalt	NE	NE	NA	NA	NA	NA	NA	NA	NA	NA	NA	NA	NA	NA	NA	NA
Copper	1.3	0.048	NA	NA	NA	NA	NA	NA	NA	0.02	0.049	0.11	0.092	0.022	0.021	0.01
Iron	NE	10	NA	NA	NA	NA	NA	NA	NA	NA	NA	NA	NA	NA	NA	NA
Lead	0.015	0.013	NA	NA	NA	NA	NA	NA	NA	< 0.0010	< 0.00050	< 0.00050	< 0.00050	< 0.00050	< 0.00050	< 0.00050
Magnesium	NE	NE	NA	NA	NA	NA	NA	NA	NA	NA	NA	NA	NA	NA	NA	NA
Manganese	0.5	0.93	NA	NA	NA	NA	NA	NA	NA	NA	NA	NA	NA	NA	NA	NA
Mercury	0.002	0.0004	NA	NA	NA	NA	NA	NA	NA	< 0.00010	< 0.00010	< 0.00010	< 0.00010	< 0.00010	< 0.00010	< 0.00010
Nickel	0.1	0.88	NA	NA	NA	NA	NA	NA	NA	0.01	0.0077	0.0060	0.0058	0.0073	< 0.0050	0.0061
Potassium	NE	NE	NA	NA	NA	NA	NA	NA	NA	NA	NA	NA	NA	NA	NA	NA
Selenium	0.05	0.05	NA	NA	NA	NA	NA	NA	NA	< 0.0050	< 0.0050	< 0.0050	< 0.025	< 0.0050	< 0.0050	< 0.0050
Silver	0.036	0.012	NA	NA	NA	NA	NA	NA	NA	< 0.00050	< 0.00020	< 0.00020	< 0.00020	< 0.00020	< 0.00020	< 0.00020
Sodium	NE	NE	NA	NA	NA	NA	NA	NA	NA	NA	NA	NA	NA	NA	NA	NA
Thallium	0.005	0.063	NA	NA	NA	NA	NA	NA	NA	< 0.00020	< 0.00020	< 0.00020	< 0.00020	< 0.00020	< 0.00020	< 0.00020
Vanadium	0.05	0.27	NA	NA	NA	NA	NA	NA	NA	< 0.0050	< 0.0050	< 0.0050	< 0.0050	< 0.0050	< 0.0050	< 0.0050
Zinc	5	0.123	NA	NA	NA	NA	NA	NA	NA	0.075	0.031	0.044	0.024	0.16	0.012	0.6

Table 3
Groundwater Analytical Data
February 2013 through November 2020

Location ID Sample ID Sample Date SDG	GWPC	SWPC	MW-X17 MW-X17-20170410-1 4/10/2017 17D0409	MW-X17 MW-X17-081717-1 8/17/2017 17H1062	MW-X17 MW-X17-111417-1 11/14/2017 17K0813	MW-X17 MW-X17-030818-1 3/6/2018 18C0346	MW-X17 MW-X17-062618-1 6/26/2018 18F1321	MW-X17 MW-X17-092618-1 9/26/2018 18I1195	MW-X17 MW-X17-121318-1 12/13/2018 18L0663	MW-X17 MW-X17-041619-1 4/16/2019 19D0862	MW-X17 MW-X17-071619-1 7/16/2019 19G0869	MW-X17 MW-X17-102419-1 10/24/2019 19J1561	MW-X17 MW-X17-012020-1 1/20/2020 20A0896	MW-X17 MW-X17-040720-1 4/7/2020 20D0295	MW-X17 MW-X17-070820-1 7/8/2020 20G0356	MW-X17 MW-X17-110520-1 11/5/2020 20K0256
PCBs (ug/l)																
Aroclor 1016	NE	NE	NA	NA	NA	NA	NA	NA	NA	NA	NA	NA	NA	NA	NA	NA
Aroclor 1221	NE	NE	NA	NA	NA	NA	NA	NA	NA	NA	NA	NA	NA	NA	NA	NA
Aroclor 1232	NE	NE	NA	NA	NA	NA	NA	NA	NA	NA	NA	NA	NA	NA	NA	NA
Aroclor 1242	NE	NE	NA	NA	NA	NA	NA	NA	NA	NA	NA	NA	NA	NA	NA	NA
Aroclor 1248	NE	NE	NA	NA	NA	NA	NA	NA	NA	NA	NA	NA	NA	NA	NA	NA
Aroclor 1254	NE	NE	NA	NA	NA	NA	NA	NA	NA	NA	NA	NA	NA	NA	NA	NA
Aroclor 1260	NE	NE	NA	NA	NA	NA	NA	NA	NA	NA	NA	NA	NA	NA	NA	NA
Aroclor 1262	NE	NE	NA	NA	NA	NA	NA	NA	NA	NA	NA	NA	NA	NA	NA	NA
Aroclor 1268	NE	NE	NA	NA	NA	NA	NA	NA	NA	NA	NA	NA	NA	NA	NA	NA
Total PCB Aroclors	0.5	0.5	NA	NA	NA	NA	NA	NA	NA	NA	NA	NA	NA	NA	NA	NA
Pesticides (ug/l)																
Total Pesticides	NE	NE	NA	NA	NA	NA	NA	NA	NA	NA	NA	NA	NA	NA	NA	NA
Herbicides (ug/l)																
Total Herbicides	NE	NE	NA	NA	NA	NA	NA	NA	NA	NA	NA	NA	NA	NA	NA	NA
PCB Homologs (ug/l)																
Decachlorobiphenyl (PCB-209)	NE	NE	< 0.0050	< 0.0051 UJ	< 0.0046	< 0.0050	< 0.0050	< 0.0052	< 0.0050	< 0.0049	< 0.0050	< 0.0052	< 0.0052	< 0.0049	< 0.0050	< 0.0049
Dichlorobiphenyl	NE	NE	< 0.0010	< 0.0010 UJ	**0.081**	< 0.0010	**0.0056**	**0.0042**	< 0.0010	**0.0051**	< 0.0010	< 0.0010	< 0.0010	< 0.00097	**0.0043**	< 0.00098
Heptachlorobiphenyl	NE	NE	< 0.0030	< 0.0031 UJ	< 0.0028	< 0.0030	< 0.0030	< 0.0031	< 0.0030	< 0.0029	< 0.0030	< 0.0031	< 0.0031	< 0.0029	< 0.0030	< 0.0029
Hexachlorobiphenyl	NE	NE	< 0.0020	< 0.0020 UJ	< 0.0019	< 0.0020	< 0.0020	< 0.0021	< 0.0020	< 0.0020	**0.0038**	< 0.0021	< 0.0021	< 0.0019	< 0.0020	< 0.0020
Monochlorobiphenyl	NE	NE	< 0.0010	< 0.0010 UJ	< 0.00093	< 0.0010	**0.0033**	**0.0016**	< 0.0010	**0.0086**	< 0.0010	< 0.0010	< 0.0010	< 0.00097	**0.0050**	< 0.00098
Nonachlorobiphenyl	NE	NE	< 0.0050	< 0.0051 UJ	< 0.0046	< 0.0050	< 0.0050	< 0.0052	< 0.0050	< 0.0049	< 0.0050	< 0.0052	< 0.0052	< 0.0049	< 0.0050	< 0.0049
Octachlorobiphenyl	NE	NE	< 0.0030	< 0.0031 UJ	< 0.0028	< 0.0030	< 0.0030	< 0.0031	< 0.0030	< 0.0029	< 0.0030	< 0.0031	< 0.0031	< 0.0029	< 0.0030	< 0.0029
Pentachlorobiphenyl	NE	NE	< 0.0020	< 0.0020 UJ	< 0.0019	< 0.0020	< 0.0020	< 0.0021	< 0.0020	< 0.0020	< 0.0020	< 0.0021	< 0.0021	< 0.0019	< 0.0020	< 0.0020
Tetrachlorobiphenyl	NE	NE	< 0.0020	< 0.0020 UJ	**0.050**	**0.0023**	**0.0022**	< 0.0021	**0.0097**	< 0.0020	< 0.0020	< 0.0021	< 0.0021	< 0.0019	< 0.0020	< 0.0020
Trichlorobiphenyl	NE	NE	< 0.0010	< 0.0010 UJ	**0.19**	**0.0022**	**0.0021**	**0.0035**	**0.0052**	< 0.00098	< 0.0010	< 0.0010	< 0.0021	< 0.0019	< 0.0020	< 0.0020
Total PCB Homologues	**0.5**	**0.5**	< 0.0050	< 0.0051 UJ	**0.321**	**0.0045**	**0.0132**	**0.0093**	**0.015**	**0.014**	ND	ND	< 0.0052	< 0.0049	**0.0093**	ND

Notes:
This is a summary table. Only detected compounds are presented.
Bold = Detected above reporting limit
GWPC = Ground water protection criteria
SWPC = Surface water protection criteria
Orange highlighted cells exceed GWPC
Yellow highlighted cells exceed SWPC
Italicized criteria indicate that criteria value is from CTDEEP Recommended Criteria Values for Common Additional Polluting Substances and Alternative Criteria Requests (September 2018)
<0.01 = Not detected above the specified laboratory reporting limit
NE = Criteriion has not been established
NA = Not analyzed for specific constituent
ug/L = microgram per liter
mg/L = milligram per Liter
(1) 0.1 mg/l is the current recommended screening criteria and requires CTDEEP approval to implement. 0.25 mg/l is the proposed GWPC.
(2) 100 ug/l is the promulgated GWPC. 70 ug/l is the Drinking Water Action Level set by the Connecticut Department of Public Health.

Table 3
Groundwater Analytical Data
February 2013 through November 2020

Location ID Sample ID Sample Date SDG	GWPC	SWPC	MW-Y15 MW-Y15-021413-1 2/14/2013 SB64588	MW-Y15 MW-Y15-051513-1 5/15/2013 SB69668	MW-Y15 MW-Y15-08202013-1 8/20/2013 SB75322	MW-Y15 MW-Y15-11122013-1 11/12/2013 SB80244	MW-Y15 MW-Y15-04172014-1 4/17/2014 SB87931	MW-Y15 MW-Y15-090414-1 9/4/2014 SB95779	MW-Y15 MW-Y15-092314-1 9/23/2014 14090840	MW-Y15 MW-Y15-121714-1 12/17/2014 SC01370	MW-Y15 MW-Y15-071515-1 7/15/2015 15070383	MW-Y15 MW-Y5-071515-1 7/15/2015 GBJ47837	MW-Y15 MW-Y15-102715 10/27/2015 GBK15071	MW-Y15 MW-Y15-011216 1/12/2016 16010232	MW-Y15 MW-Y15-041416 4/14/2016 16040313	MW-Y15 MW-Y15-082416 8/24/2016 GBN97446
CT ETPH (mg/l)																
Aliphatic Hydrocarbons (ETPH) C9-C36	0.25	0.25	< 0.2	< 0.2	0.4	< 0.2	< 0.2	NA	NA	NA	NA	< 0.070	NA	NA	NA	NA
Total Petroleum Hydrocarbons	0.25	0.25	< 0.2	< 0.2	0.4	< 0.2	< 0.2	NA	NA	NA	NA	NA	NA	NA	NA	NA
Unidentified	NE	NE	< 0.2	< 0.2	0.4	< 0.2	< 0.2	NA	NA	NA	NA	NA	NA	NA	NA	NA
VOCs (ug/l)																
1,2,4-Trimethylbenzene	5	49	< 1.00	< 1.00	< 1.00	< 1.00	< 1.00	NA	NA	NA	NA	< 2.0	NA	NA	NA	NA
Acetone	700	10000	< 10.0	< 10.0	< 10.0	< 10.0	< 10.0	NA	NA	NA	NA	< 50	NA	NA	NA	NA
Chloroform	6	14100	< 1.00	< 1.00	< 1.00	< 1.00	< 1.00	NA	NA	NA	NA	< 2.0	NA	NA	NA	NA
Chloromethane	18	10000	< 2.00	< 2.00	< 2.00	< 2.00	< 2.00	NA	NA	NA	NA	< 2.0	NA	NA	NA	NA
Methyl Tert Butyl Ether (MTBE)	70	10000	< 1.00	< 1.00	< 1.00	< 1.00	< 1.00	NA	NA	NA	NA	< 2.0	NA	NA	NA	NA
Naphthalene	280	210	< 1.00	< 1.00	< 1.00	< 1.00	< 1.00	NA	NA	NA	NA	< 2.0	NA	NA	NA	NA
p-Isopropyltoluene	25	200	< 1.00	< 1.00	< 1.00	< 1.00	< 1.00	NA	NA	NA	NA	< 2.0	NA	NA	NA	NA
Tetrachloroethylene	5	88	< 1.00	< 1.00	< 1.00	< 1.00	< 1.00	NA	NA	NA	NA	< 2.0	NA	NA	NA	NA
Tetrahydrofuran	4	9600	< 2.00	< 2.00	< 2.00	< 2.00	< 2.00	NA	NA	NA	NA	< 5.0	NA	NA	NA	NA
Toluene	1000	4000000	< 1.00	< 1.00	< 1.00	< 1.00	< 1.00	NA	NA	NA	NA	< 2.0	NA	NA	NA	NA
Trichloroethene	5	2340	< 1.00	< 1.00	< 1.00	< 1.00	< 1.00	NA	NA	NA	NA	< 2.0	NA	NA	NA	NA
SVOCs (ug/l)																
2-Methylnaphthalene	28	62	NA	NA	NA	NA	NA	NA	NA	NA	NA	< 0.10	0.07	< 0.05	0.06	< 0.05
Acenaphthene	420	150	NA	NA	NA	NA	NA	NA	NA	NA	NA	< 0.10	0.43	0.28	0.34	0.37
Acenaphthylene	420	0.3	NA	NA	NA	NA	NA	NA	NA	NA	NA	< 0.10	< 0.05	< 0.05	< 0.05	< 0.05
Anthracene	2000	1100000	NA	NA	NA	NA	NA	NA	NA	NA	NA	< 0.10	0.10	0.06	0.07	0.08
Benzo(a)anthracene	0.06	0.3	NA	NA	NA	NA	NA	NA	NA	NA	NA	0.03	< 0.05	< 0.05	< 0.05	< 0.05
Benzo(a)pyrene	0.2	0.3	NA	NA	NA	NA	NA	NA	NA	NA	NA	< 0.02	< 0.05	< 0.05	< 0.05	< 0.05
Benzo(b)fluoranthene	0.08	0.3	NA	NA	NA	NA	NA	NA	NA	NA	NA	< 0.02	< 0.05	< 0.05	< 0.05	< 0.05
Benzo(g,h,i)perylene	0.48	150	NA	NA	NA	NA	NA	NA	NA	NA	NA	< 0.10	< 0.05	< 0.05	< 0.05	< 0.05
Benzo(k)fluoranthene	0.5	0.3	NA	NA	NA	NA	NA	NA	NA	NA	NA	< 0.02	< 0.05	< 0.05	< 0.05	< 0.05
Chrysene	4.8	0.54	NA	NA	NA	NA	NA	NA	NA	NA	NA	< 0.02	< 0.05	< 0.05	< 0.05	< 0.05
Dibenzo(a,h)anthracene	0.1	0.3	NA	NA	NA	NA	NA	NA	NA	NA	NA	< 0.01	< 0.01	< 0.01	< 0.01	< 0.01
Fluoranthene	280	3700	NA	NA	NA	NA	NA	NA	NA	NA	NA	< 0.10	< 0.05	0.05	< 0.05	< 0.05
Fluorene	280	140000	NA	NA	NA	NA	NA	NA	NA	NA	NA	0.19	0.24	0.18	0.19	0.21
Indeno(1,2,3-cd)pyrene	0.1	0.54	NA	NA	NA	NA	NA	NA	NA	NA	NA	< 0.02	< 0.05	< 0.05	< 0.05	< 0.05
Naphthalene	280	210	NA	NA	NA	NA	NA	NA	NA	NA	NA	< 0.10	< 0.11	< 0.10	< 0.11	< 0.11
Phenanthrene	200	0.077	NA	NA	NA	NA	NA	NA	NA	NA	NA	0.08	0.08	0.06	0.06	0.06
Pyrene	200	110000	NA	NA	NA	NA	NA	NA	NA	NA	NA	< 0.10	< 0.05	< 0.05	< 0.05	< 0.05
SVOC-SIMs (ug/l)																
1-Methylnaphthalene	5	61	0.222	0.463	0.252	0.331	0.118	0.310	NA	< 0.050	NA	NA	NA	NA	NA	NA
2-Methylnaphthalene	28	62	0.095	0.177	0.116	0.156	0.055	0.125	NA	< 0.050	NA	NA	NA	NA	NA	NA
Acenaphthene	420	150	0.318	0.756	0.484	0.495	0.199	0.533	NA	< 0.050	NA	NA	NA	NA	NA	NA
Acenaphthylene	420	0.3	< 0.050	< 0.050	< 0.050	< 0.050	< 0.050	< 0.050	NA	< 0.050	NA	NA	NA	NA	NA	NA
Anthracene	2000	1100000	< 0.050	0.071	< 0.050	0.066	< 0.050	< 0.050	NA	< 0.050	NA	NA	NA	NA	NA	NA
Benzo(a)anthracene	0.06	0.3	< 0.050	< 0.050	< 0.050	< 0.050	< 0.050	< 0.050	NA	< 0.050	NA	NA	NA	NA	NA	NA
Benzo(a)pyrene	0.2	0.3	< 0.050	< 0.050	< 0.050	< 0.050	< 0.050	< 0.050	NA	< 0.050	NA	NA	NA	NA	NA	NA
Benzo(b)fluoranthene	0.08	0.3	< 0.050	< 0.050	< 0.050	< 0.050	< 0.050	< 0.050	NA	< 0.050	NA	NA	NA	NA	NA	NA
Benzo(g,h,i)perylene	0.48	150	< 0.050	< 0.050	< 0.050	< 0.050	< 0.050	< 0.050	NA	< 0.050	NA	NA	NA	NA	NA	NA
Benzo(k)fluoranthene	0.5	0.3	< 0.050	< 0.050	< 0.050	< 0.050	< 0.050	< 0.050	NA	< 0.050	NA	NA	NA	NA	NA	NA
Chrysene	4.8	0.54	< 0.050	< 0.050	< 0.050	< 0.050	< 0.050	< 0.050	NA	< 0.050	NA	NA	NA	NA	NA	NA
Dibenzo(a,h)anthracene	0.1	0.3	< 0.050	< 0.050	< 0.050	< 0.050	< 0.050	< 0.050	NA	< 0.050	NA	NA	NA	NA	NA	NA
Fluoranthene	280	3700	< 0.050	< 0.050	< 0.050	< 0.050	< 0.050	< 0.050	NA	< 0.050	NA	NA	NA	NA	NA	NA
Fluorene	280	140000	0.168	0.335	0.257	0.246	0.117	0.291	NA	< 0.050	NA	NA	NA	NA	NA	NA
Indeno(1,2,3-cd)pyrene	0.1	0.54	< 0.050	< 0.050	< 0.050	< 0.050	< 0.050	< 0.050	NA	< 0.050	NA	NA	NA	NA	NA	NA
Naphthalene	280	210	< 0.050	0.079	< 0.050	0.060	< 0.050	0.051	NA	< 0.050	NA	NA	NA	NA	NA	NA
Phenanthrene	200	0.077	0.078	0.107	0.077	0.106	< 0.050	0.123	NA	< 0.050	NA	NA	NA	NA	NA	NA
Pyrene	200	110000	< 0.050	< 0.050	< 0.050	< 0.050	< 0.050	< 0.050	NA	< 0.050	NA	NA	NA	NA	NA	NA
Total Metals (mg/l)																
Antimony	0.006	86	< 0.0060	< 0.0060	< 0.0060	< 0.0060	< 0.0060	< 0.0060	NA	< 0.0060	NA	< 0.005	< 0.005	< 0.005	< 0.005	< 0.005
Arsenic	0.05	0.004	< 0.0040	< 0.0040	< 0.0040	< 0.0040	< 0.0040	< 0.0040	NA	< 0.0040	NA	0.005	0.007	< 0.004	< 0.004	< 0.004
Barium	1	2.2	0.421	0.638	0.803	0.782	0.335	0.704	NA	0.131	NA	0.607	0.774	0.576	0.599	0.482
Beryllium	0.004	0.004	< 0.0020	< 0.0020	< 0.0020	< 0.0020	< 0.0020	< 0.0020	NA	< 0.0020	NA	< 0.001	< 0.001	< 0.001	< 0.001	< 0.001
Cadmium	0.005	0.006	< 0.0025	< 0.0025	< 0.0025	< 0.0025	< 0.0025	< 0.0025	NA	< 0.0025	NA	< 0.001	< 0.001	< 0.001	< 0.001	< 0.001
Calcium	NE	NE	90.0	84.4	82.8	91.2	NA	NA	NA	NA	NA	NA	NA	NA	NA	NA
Chromium	0.05	NE	< 0.0050	0.0056	0.0155	< 0.0050	< 0.0050	< 0.0050	NA	< 0.0050	NA	< 0.001	< 0.001	< 0.001	0.002	< 0.001
Cobalt	NE	NE	NA	NA	NA	NA	NA	NA	NA	NA	NA	NA	NA	NA	NA	NA
Copper	1.3	0.048	0.0070	0.0179	0.0620	0.0050	0.0068	< 0.0050	NA	0.0122	NA	< 0.005	< 0.005	0.006	0.009	< 0.005
Iron	NE	10	12.8	21.9	31.2	28.3	NA	NA	NA	NA	NA	NA	NA	NA	NA	NA
Lead	0.015	0.013	0.0096	0.0570	0.186	0.0102	< 0.0075	< 0.0075	NA	< 0.0075	NA	0.005	0.009	0.010	0.021	0.002
Magnesium	NE	NE	32.2	39.4	43.5	45.4	NA	NA	NA	NA	NA	NA	NA	NA	NA	NA
Manganese	0.5	0.93	0.658	0.936	1.22	1.40	NA	NA	NA	NA	NA	NA	NA	NA	NA	NA
Mercury	0.002	0.0004	< 0.00020	< 0.00020	< 0.00020	< 0.00020	< 0.00020	< 0.00020	NA	< 0.00020	NA	< 0.0002	< 0.0002	< 0.0002	< 0.0002	< 0.0002
Nickel	0.1	0.88	< 0.0050	< 0.0050	0.0142	< 0.0050	< 0.0050	< 0.0050	NA	< 0.0050	NA	0.006	0.002	0.002	0.004	0.002
Potassium	NE	NE	28.0	44.4	53.8	58.2	NA	NA	NA	NA	NA	NA	NA	NA	NA	NA
Selenium	0.05	0.05	< 0.0150	< 0.0150	< 0.0150	< 0.0150	< 0.0150	< 0.0150	NA	< 0.0150	NA	< 0.010	< 0.010	< 0.010	< 0.010	< 0.010
Silver	0.036	0.012	< 0.0050	< 0.0050	< 0.0050	< 0.0050	< 0.0050	< 0.0050	NA	< 0.0050	NA	< 0.001	< 0.001	< 0.001	< 0.001	< 0.001
Sodium	NE	NE	55.8	92.7	113	129	NA	NA	NA	NA	NA	NA	NA	NA	NA	NA
Thallium	0.005	0.063	< 0.0050	< 0.0050	< 0.0050	< 0.0050	< 0.0050	< 0.0050	NA	< 0.0050	NA	< 0.001	< 0.001	< 0.001	< 0.001	< 0.001
Vanadium	0.05	0.27	< 0.0050	< 0.0050	0.0126	< 0.0050	< 0.0050	< 0.0050	NA	< 0.0050	NA	< 0.002	< 0.002	< 0.002	< 0.002	< 0.002
Zinc	5	0.123	0.0346	0.0852	0.294	0.0130	0.0210	0.0066	NA	0.0242	NA	0.026	0.022	0.025	0.042	0.011

Table 3
Groundwater Analytical Data
February 2013 through November 2020

Location ID Sample ID Sample Date SDG	GWPC	SWPC	MW-Y15 MW-Y15-021413-1 2/14/2013 SB64588	MW-Y15 MW-Y15-051513-1 5/15/2013 SB69668	MW-Y15 MW-Y15-08202013-1 8/20/2013 SB75322	MW-Y15 MW-Y15-11122013-1 11/12/2013 SB80244	MW-Y15 MW-Y15-04172014-1 4/17/2014 SB87931	MW-Y15 MW-Y15-090414-1 9/4/2014 SB95779	MW-Y15 MW-Y15-092314-1 9/23/2014 14090840	MW-Y15 MW-Y15-121714-1 12/17/2014 SC01370	MW-Y15 MW-Y15-071515-1 7/15/2015 15070383	MW-Y15 MW-Y5-071515-1 7/15/2015 GBJ47837	MW-Y15 MW-Y15-102715 10/27/2015 GBK15071	MW-Y15 MW-Y15-011216 1/12/2016 16010232	MW-Y15 MW-Y15-041416 4/14/2016 16040313	MW-Y15 MW-Y15-082416 8/24/2016 GBN97446
PCBs (ug/l)																
Aroclor 1016	NE	NE	NA	NA	NA	NA	NA	NA	NA	NA	NA	NA	NA	NA	NA	NA
Aroclor 1221	NE	NE	NA	NA	NA	NA	NA	NA	NA	NA	NA	NA	NA	NA	NA	NA
Aroclor 1232	NE	NE	NA	NA	NA	NA	NA	NA	NA	NA	NA	NA	NA	NA	NA	NA
Aroclor 1242	NE	NE	NA	NA	NA	NA	NA	NA	NA	NA	NA	NA	NA	NA	NA	NA
Aroclor 1248	NE	NE	NA	NA	NA	NA	NA	NA	NA	NA	NA	NA	NA	NA	NA	NA
Aroclor 1254	NE	NE	NA	NA	NA	NA	NA	NA	NA	NA	NA	NA	NA	NA	NA	NA
Aroclor 1260	NE	NE	NA	NA	NA	NA	NA	NA	NA	NA	NA	NA	NA	NA	NA	NA
Aroclor 1262	NE	NE	NA	NA	NA	NA	NA	NA	NA	NA	NA	NA	NA	NA	NA	NA
Aroclor 1268	NE	NE	NA	NA	NA	NA	NA	NA	NA	NA	NA	NA	NA	NA	NA	NA
Total PCB Aroclors	0.5	0.5	NA	NA	NA	NA	NA	NA	NA	NA	NA	NA	NA	NA	NA	NA
Pesticides (ug/l)																
Total Pesticides	NE	NE	NA	NA	NA	NA	NA	NA	NA	NA	NA	NA	NA	NA	NA	NA
Herbicides (ug/l)																
Total Herbicides	NE	NE	NA	NA	NA	NA	NA	NA	NA	NA	NA	NA	NA	NA	NA	NA
PCB Homologs (ug/l)																
Decachlorobiphenyl (PCB-209)	NE	NE	< 0.025	< 0.025	< 0.025	< 0.05	< 0.025	NA	< 0.05	< 0.025	< 0.025	NA	NA	< 0.025	< 0.026	< 0.026
Dichlorobiphenyl	NE	NE	**2.47**	**5.43**	**7.07**	**5.23**	**2.60**	NA	**8.04**	**0.946**	**5.65**	NA	NA	**3.04**	**3.88**	**3.58**
Heptachlorobiphenyl	NE	NE	< 0.015	< 0.015	< 0.015	< 0.03	< 0.015	NA	< 0.03	< 0.015	< 0.015	NA	NA	< 0.015	< 0.0156	< 0.0156
Hexachlorobiphenyl	NE	NE	< 0.01	< 0.01	< 0.01	< 0.02	< 0.01	NA	< 0.02	< 0.01	< 0.01	NA	NA	< 0.01	< 0.0104	< 0.0104
Monochlorobiphenyl	NE	NE	**1.69**	**4.46**	**4.59**	**4.15**	**1.18**	NA	**6.74**	**0.298**	**4.87**	NA	NA	**1.96**	**3.21**	**2.92**
Nonachlorobiphenyl	NE	NE	< 0.025	< 0.025	< 0.025	< 0.05	< 0.025	NA	< 0.05	< 0.025	< 0.025	NA	NA	< 0.025	< 0.026	< 0.026
Octachlorobiphenyl	NE	NE	< 0.015	< 0.015	< 0.015	< 0.03	< 0.015	NA	< 0.03	< 0.015	< 0.015	NA	NA	< 0.015	< 0.0156	< 0.0156
Pentachlorobiphenyl	NE	NE	< 0.01	**0.0465**	**0.246**	< 0.02	< 0.01	NA	< 0.02	< 0.01	< 0.01	NA	NA	< 0.01	< 0.0104	< 0.0104
Tetrachlorobiphenyl	NE	NE	< 0.01	**0.989**	**0.974**	**0.0828**	**0.144**	NA	**0.0334**	**0.276**	**0.0745**	NA	NA	**0.0835**	**0.135**	**0.0986**
Trichlorobiphenyl	NE	NE	**0.468**	**1.39**	**2.44**	**1.21**	**0.733**	NA	**1.52**	**0.773**	**1.14**	NA	NA	**0.938**	**0.932**	**0.916**
Total PCB Homologues	**0.5**	**0.5**	**4.63**	**12.3**	**15.3**	**10.7**	**4.66**	NA	**16.3**	**2.29**	**11.7**	NA	NA	**6.02**	**8.16**	**7.51**

Notes:
This is a summary table. Only detected compounds are presented.
Bold = Detected above reporting limit
GWPC = Ground water protection criteria
SWPC = Surface water protection criteria
Orange highlighted cells exceed GWPC
Yellow highlighted cells exceed SWPC
Italicized criteria indicate that criteria value is from CTDEEP Recommended Criteria Values for Common Additional Polluting Substances and Alternative Criteria Requests (September 2018)
<0.01 = Not detected above the specified laboratory reporting limit
NE = Criteriion has not been established
NA = Not analyzed for specific constituent
ug/L = microgram per liter
mg/L = milligram per Liter
(1) 0.1 mg/l is the current recommended screening criteria and requires CTDEEP approval to implement. 0.25 mg/l is the proposed GWPC.
(2) 100 ug/l is the promulgated GWPC. 70 ug/l is the Drinking Water Action Level set by the Connecticut Department of Public Health.

Table 3
Groundwater Analytical Data
February 2013 through November 2020

Location ID Sample ID Sample Date SDG	GWPC	SWPC	MW-Y15 MW-Y15-122116-1 12/21/2016 16L1029	MW-Y15 MW-Y15-20170412-1 4/12/2017 17D0505	MW-Y15 MW-Y15-082917-1 8/24/2017 GBY92749	MW-Y15 MW-Y15-111417-1 11/14/2017 17K0813	MW-Y15 MW-Y15-030618-1 3/6/2018 18C0227	MW-Y15 MW-Y15-062618-1 6/26/2018 18F1321	MW-Y15 MW-Y15-092618-1 9/26/2018 18I1195	MW-Y15 MW-Y15-121218-1 12/12/2018 18L0583	MW-Y15 MW-Y15-041719-1 4/17/2019 19D0928	MW-Y15 MW-Y15-071719-1 7/17/2019 19G0888	MW-Y15 MW-Y15-102319-1 10/23/2019 19J1470	MW-Y15 MW-Y15-012020-1 1/20/2020 20A0896	MW-Y15 MW-Y15-040820-1 4/8/2020 20D0340	MW-Y15 MW-Y15-070820-1 7/8/2020 20G0356
CT ETPH (mg/l)																
Aliphatic Hydrocarbons (ETPH) C9-C36	0.25	0.25	NA	NA	NA	NA	NA	NA	NA	NA	0.56	1.0	0.79	0.81	0.90	1.0
Total Petroleum Hydrocarbons	0.25	0.25	NA	NA	NA	NA	NA	NA	NA	NA	NA	NA	NA	NA	NA	NA
Unidentified	NE	NE	NA	NA	NA	NA	NA	NA	NA	NA	NA	NA	NA	NA	NA	NA
VOCs (ug/l)																
1,2,4-Trimethylbenzene	5	49	NA	NA	NA	NA	NA	NA	NA	NA	< 0.50	NA	NA	NA	NA	NA
Acetone	700	10000	NA	NA	NA	NA	NA	NA	NA	NA	< 10	NA	NA	NA	NA	NA
Chloroform	6	14100	NA	NA	NA	NA	NA	NA	NA	NA	< 0.50	NA	NA	NA	NA	NA
Chloromethane	18	10000	NA	NA	NA	NA	NA	NA	NA	NA	< 0.60	NA	NA	NA	NA	NA
Methyl Tert Butyl Ether (MTBE)	70	10000	NA	NA	NA	NA	NA	NA	NA	NA	< 0.50	NA	NA	NA	NA	NA
Naphthalene	280	210	NA	NA	NA	NA	NA	NA	NA	NA	< 2.0	NA	NA	NA	NA	NA
p-Isopropyltoluene	25	200	NA	NA	NA	NA	NA	NA	NA	NA	< 0.50	NA	NA	NA	NA	NA
Tetrachloroethylene	5	88	NA	NA	NA	NA	NA	NA	NA	NA	< 1.0	NA	NA	NA	NA	NA
Tetrahydrofuran	4	9600	NA	NA	NA	NA	NA	NA	NA	NA	< 10	NA	NA	NA	NA	NA
Toluene	1000	4000000	NA	NA	NA	NA	NA	NA	NA	NA	< 1.0	NA	NA	NA	NA	NA
Trichloroethene	5	2340	NA	NA	NA	NA	NA	NA	NA	NA	< 1.0	NA	NA	NA	NA	NA
SVOCs (ug/l)																
2-Methylnaphthalene	28	62	< 0.05	0.06	0.09	< 0.05	NA	0.13	0.08	NA	< 0.97	< 0.96	< 0.96	NA	NA	NA
Acenaphthene	420	150	0.52	0.35	0.39	0.34	NA	0.51	0.53	NA	0.54	0.60	0.40	NA	NA	NA
Acenaphthylene	420	0.3	< 0.05	< 0.05	< 0.06	< 0.05	NA	< 0.05	< 0.05	NA	< 0.19	< 0.19	< 0.19	NA	NA	NA
Anthracene	2000	1100000	0.12	0.08	0.07	< 0.05	NA	0.09	0.08	NA	< 0.19	< 0.19	< 0.19	NA	NA	NA
Benzo(a)anthracene	0.06	0.3	< 0.05	< 0.05	< 0.06	< 0.05	NA	< 0.05	< 0.05	NA	< 0.049	< 0.048	< 0.048	NA	NA	NA
Benzo(a)pyrene	0.2	0.3	< 0.05	< 0.05	< 0.06	< 0.05	NA	< 0.05	< 0.05	NA	< 0.097	< 0.096	< 0.096	NA	NA	NA
Benzo(b)fluoranthene	0.08	0.3	< 0.05	< 0.05	< 0.06	< 0.05	NA	< 0.05	< 0.05	NA	< 0.049	< 0.048	< 0.048	NA	NA	NA
Benzo(g,h,i)perylene	0.48	150	< 0.05	< 0.05	< 0.06	< 0.05	NA	< 0.05	< 0.05	NA	< 0.49	< 0.48	< 0.48	NA	NA	NA
Benzo(k)fluoranthene	0.5	0.3	< 0.05	< 0.05	< 0.06	< 0.05	NA	< 0.05	< 0.05	NA	< 0.19	< 0.19	< 0.19	NA	NA	NA
Chrysene	4.8	0.54	< 0.05	< 0.05	< 0.06	< 0.05	NA	< 0.05	< 0.05	NA	< 0.19	< 0.19	< 0.19	NA	NA	NA
Dibenzo(a,h)anthracene	0.1	0.3	< 0.01	< 0.01	< 0.01	< 0.01	NA	< 0.01	< 0.01	NA	< 0.097	< 0.096	< 0.096	NA	NA	NA
Fluoranthene	280	3700	< 0.05	< 0.05	< 0.06	< 0.05	NA	< 0.05	< 0.05	NA	< 0.49	< 0.48	< 0.48	NA	NA	NA
Fluorene	280	140000	0.26	0.18	0.19	0.18	NA	0.27	0.31	NA	< 0.97	< 0.96	< 0.96	NA	NA	NA
Indeno(1,2,3-cd)pyrene	0.1	0.54	< 0.05	< 0.05	< 0.06	< 0.05	NA	< 0.05	< 0.05	NA	< 0.097	< 0.096	< 0.096	NA	NA	NA
Naphthalene	280	210	< 0.10	< 0.10	< 0.11	< 0.10	NA	< 0.09	< 0.09	NA	< 0.97	< 0.96	< 0.96	NA	NA	NA
Phenanthrene	200	0.077	0.05	< 0.05	< 0.06	< 0.05	NA	0.10	0.09	NA	0.093	0.086	0.063	NA	NA	NA
Pyrene	200	110000	< 0.05	< 0.05	< 0.06	< 0.05	NA	< 0.05	< 0.05	NA	< 0.97	< 0.96	< 0.96	NA	NA	NA
SVOC-SIMs (ug/l)																
1-Methylnaphthalene	5	61	NA	NA	NA	NA	NA	NA	NA	NA	NA	NA	NA	NA	NA	NA
2-Methylnaphthalene	28	62	NA	NA	NA	NA	< 0.05	NA	NA	NA	NA	NA	NA	NA	NA	NA
Acenaphthene	420	150	NA	NA	NA	NA	0.25	NA	NA	NA	NA	NA	NA	NA	NA	NA
Acenaphthylene	420	0.3	NA	NA	NA	NA	< 0.05	NA	NA	NA	NA	NA	NA	NA	NA	NA
Anthracene	2000	1100000	NA	NA	NA	NA	0.06	NA	NA	NA	NA	NA	NA	NA	NA	NA
Benzo(a)anthracene	0.06	0.3	NA	NA	NA	NA	< 0.05	NA	NA	NA	NA	NA	NA	NA	NA	NA
Benzo(a)pyrene	0.2	0.3	NA	NA	NA	NA	< 0.05	NA	NA	NA	NA	NA	NA	NA	NA	NA
Benzo(b)fluoranthene	0.08	0.3	NA	NA	NA	NA	< 0.05	NA	NA	NA	NA	NA	NA	NA	NA	NA
Benzo(g,h,i)perylene	0.48	150	NA	NA	NA	NA	< 0.05	NA	NA	NA	NA	NA	NA	NA	NA	NA
Benzo(k)fluoranthene	0.5	0.3	NA	NA	NA	NA	< 0.05	NA	NA	NA	NA	NA	NA	NA	NA	NA
Chrysene	4.8	0.54	NA	NA	NA	NA	< 0.05	NA	NA	NA	NA	NA	NA	NA	NA	NA
Dibenzo(a,h)anthracene	0.1	0.3	NA	NA	NA	NA	< 0.01	NA	NA	NA	NA	NA	NA	NA	NA	NA
Fluoranthene	280	3700	NA	NA	NA	NA	< 0.05	NA	NA	NA	NA	NA	NA	NA	NA	NA
Fluorene	280	140000	NA	NA	NA	NA	0.14	NA	NA	NA	NA	NA	NA	NA	NA	NA
Indeno(1,2,3-cd)pyrene	0.1	0.54	NA	NA	NA	NA	< 0.05	NA	NA	NA	NA	NA	NA	NA	NA	NA
Naphthalene	280	210	NA	NA	NA	NA	< 0.10	NA	NA	NA	NA	NA	NA	NA	NA	NA
Phenanthrene	200	0.077	NA	NA	NA	NA	< 0.05	NA	NA	NA	NA	NA	NA	NA	NA	NA
Pyrene	200	110000	NA	NA	NA	NA	< 0.05	NA	NA	NA	NA	NA	NA	NA	NA	NA
Total Metals (mg/l)																
Antimony	0.006	86	< 0.005	< 0.005	< 0.005	< 0.005	NA	< 0.005	< 0.005	< 0.0050	< 0.0010	< 0.0010	0.0016	< 0.0010	< 0.0010	< 0.0010
Arsenic	0.05	0.004	< 0.004	< 0.004	< 0.004	< 0.004	< 0.004	< 0.004	< 0.004	0.0020	0.0024	0.0022	0.0018	0.0026	0.0020	0.0015
Barium	1	2.2	0.672	0.490	0.688	0.486	0.479	0.700	0.584	0.65	0.5	0.72	0.48	0.58	0.57	0.75
Beryllium	0.004	0.004	< 0.001	< 0.001	< 0.001	< 0.001	NA	< 0.001	< 0.001	< 0.0020	< 0.00040	< 0.00040	< 0.00040	< 0.00040	< 0.00040	< 0.00040
Cadmium	0.005	0.006	< 0.001	< 0.001	< 0.001	< 0.001	< 0.001	< 0.001	< 0.001	< 0.0025	< 0.00050	< 0.00020	< 0.00020	< 0.00020	< 0.00020	< 0.00020
Calcium	NE	NE	NA	NA	NA	NA	NA	NA	NA	NA	NA	NA	NA	NA	NA	NA
Chromium	0.05	NE	0.001	0.002	< 0.001	0.001	0.002	< 0.001	< 0.001	< 0.0050	< 0.0010	< 0.0010	< 0.0010	< 0.0010	0.0021	< 0.0010
Cobalt	NE	NE	NA	NA	NA	NA	NA	NA	NA	NA	NA	NA	NA	NA	NA	NA
Copper	1.3	0.048	< 0.005	< 0.005	< 0.005	< 0.005	NA	< 0.005	< 0.005	< 0.025	< 0.0050	0.0013	0.0071	0.0010	0.0016	0.0020
Iron	NE	10	NA	NA	NA	NA	NA	NA	NA	NA	NA	NA	NA	NA	NA	NA
Lead	0.015	0.013	0.020	0.004	< 0.002	< 0.002	0.007	< 0.002	0.002	< 0.0050	< 0.0010	0.0020	0.0015	0.00050	0.0018	0.0012
Magnesium	NE	NE	NA	NA	NA	NA	NA	NA	NA	NA	NA	NA	NA	NA	NA	NA
Manganese	0.5	0.93	NA	NA	NA	NA	NA	NA	NA	NA	NA	NA	NA	NA	NA	NA
Mercury	0.002	0.0004	< 0.0002	< 0.0002	< 0.0002	< 0.0002	< 0.0002	< 0.0002	< 0.0002	< 0.00010	< 0.00010	< 0.00010	< 0.00010	< 0.00010	< 0.00010	< 0.00010
Nickel	0.1	0.88	0.003	0.004	< 0.001	0.002	NA	0.001	0.002	< 0.025	< 0.0050	< 0.0050	< 0.0050	< 0.0050	< 0.0050	< 0.0050
Potassium	NE	NE	NA	NA	NA	NA	NA	NA	NA	NA	NA	NA	NA	NA	NA	NA
Selenium	0.05	0.05	< 0.010	< 0.010	< 0.010	< 0.010	< 0.010	< 0.010	< 0.010	< 0.025	< 0.0050	< 0.0050	< 0.0050	< 0.0050	< 0.0050	0.0051
Silver	0.036	0.012	< 0.001	< 0.001	< 0.001	< 0.001	< 0.001	< 0.001	< 0.001	< 0.0025	< 0.00050	< 0.00020	< 0.00020	< 0.00020	< 0.00020	< 0.00020
Sodium	NE	NE	NA	NA	NA	NA	NA	NA	< 0.0005	NA	NA	NA	NA	NA	NA	NA
Thallium	0.005	0.063	< 0.001	< 0.0005	< 0.001	< 0.001	NA	< 0.0005	NA	< 0.0010	< 0.00020	< 0.00020	< 0.00020	< 0.00020	< 0.00020	< 0.00020
Vanadium	0.05	0.27	0.003	< 0.002	< 0.002	< 0.002	NA	< 0.002	0.003	< 0.025	< 0.0050	< 0.0050	< 0.0050	< 0.0050	< 0.0050	< 0.0050
Zinc	5	0.123	0.111	0.008	0.009	0.014	NA	0.007	0.017	< 0.05	< 0.01	< 0.01	< 0.01	< 0.01	< 0.01	< 0.01

Table 3
Groundwater Analytical Data
February 2013 through November 2020

Location ID Sample ID Sample Date SDG	GWPC	SWPC	MW-Y15 MW-Y15-122116-1 12/21/2016 16L1029	MW-Y15 MW-Y15-20170412-1 4/12/2017 17D0505	MW-Y15 MW-Y15-082917-1 8/24/2017 GBY92749	MW-Y15 MW-Y15-111417-1 11/14/2017 17K0813	MW-Y15 MW-Y15-030618-1 3/6/2018 18C0227	MW-Y15 MW-Y15-062618-1 6/26/2018 18F1321	MW-Y15 MW-Y15-092618-1 9/26/2018 18I1195	MW-Y15 MW-Y15-121218-1 12/12/2018 18L0583	MW-Y15 MW-Y15-041719-1 4/17/2019 19D0928	MW-Y15 MW-Y15-071719-1 7/17/2019 19G0888	MW-Y15 MW-Y15-102319-1 10/23/2019 19J1470	MW-Y15 MW-Y15-012020-1 1/20/2020 20A0896	MW-Y15 MW-Y15-040820-1 4/8/2020 20D0340	MW-Y15 MW-Y15-070820-1 7/8/2020 20G0356
PCBs (ug/l)																
Aroclor 1016	NE	NE	NA	NA	NA	NA	NA	NA	NA	NA	NA	NA	NA	NA	NA	NA
Aroclor 1221	NE	NE	NA	NA	NA	NA	NA	NA	NA	NA	NA	NA	NA	NA	NA	NA
Aroclor 1232	NE	NE	NA	NA	NA	NA	NA	NA	NA	NA	NA	NA	NA	NA	NA	NA
Aroclor 1242	NE	NE	NA	NA	NA	NA	NA	NA	NA	NA	NA	NA	NA	NA	NA	NA
Aroclor 1248	NE	NE	NA	NA	NA	NA	NA	NA	NA	NA	NA	NA	NA	NA	NA	NA
Aroclor 1254	NE	NE	NA	NA	NA	NA	NA	NA	NA	NA	NA	NA	NA	NA	NA	NA
Aroclor 1260	NE	NE	NA	NA	NA	NA	NA	NA	NA	NA	NA	NA	NA	NA	NA	NA
Aroclor 1262	NE	NE	NA	NA	NA	NA	NA	NA	NA	NA	NA	NA	NA	NA	NA	NA
Aroclor 1268	NE	NE	NA	NA	NA	NA	NA	NA	NA	NA	NA	NA	NA	NA	NA	NA
Total PCB Aroclors	0.5	0.5	NA	NA	NA	NA	NA	NA	NA	NA	NA	NA	NA	NA	NA	NA
Pesticides (ug/l)																
Total Pesticides	NE	NE	NA	NA	NA	NA	NA	NA	< 0.047	NA	NA	NA	NA	NA	NA	NA
Herbicides (ug/l)																
Total Herbicides	NE	NE	NA	NA	NA	NA	NA	NA	NA	NA	NA	NA	NA	NA	NA	NA
PCB Homologs (ug/l)																
Decachlorobiphenyl (PCB-209)	NE	NE	< 0.0050	< 0.0051	< 0.0050 UJ	< 0.0050	< 0.0049	< 0.0050	< 0.0050	< 0.0048	< 0.0050	< 0.0051	< 0.0048	< 0.0051	< 0.0050	< 0.0047
Dichlorobiphenyl	NE	NE	**6.8**	**4.2**	**8.0 J**	**4.8**	**2.8**	**7.2**	**9.6**	**9.4**	**4.1**	**7.9**	**7.5**	**5.2**	**5.9**	**7.4**
Heptachlorobiphenyl	NE	NE	< 0.0030	< 0.0030	< 0.0030 UJ	< 0.0030	< 0.0029	< 0.0030	< 0.0030	< 0.0029	< 0.0030	< 0.0031	< 0.0029	< 0.0030	< 0.0030	< 0.0028
Hexachlorobiphenyl	NE	NE	**0.0039**	< 0.0020	< 0.0020 UJ	< 0.0020	**0.0024**	< 0.0020	**0.0022**	< 0.0019	< 0.0020	< 0.0020	**0.0034**	< 0.0020	< 0.0020	< 0.0019
Monochlorobiphenyl	NE	NE	**7.4**	**3.3**	**8.9 J**	**4.1**	**2.6**	**8.0**	**9.7**	**9.3**	**3.2**	**8.5**	**5.8**	**5.5**	**7.0**	**7.5**
Nonachlorobiphenyl	NE	NE	< 0.0050	< 0.0051	< 0.0050 UJ	< 0.0050	< 0.0049	< 0.0050	< 0.0050	< 0.0048	< 0.0050	< 0.0051	< 0.0048	< 0.0051	< 0.0050	< 0.0047
Octachlorobiphenyl	NE	NE	< 0.0030	< 0.0030	< 0.0030 UJ	< 0.0030	< 0.0029	< 0.0030	< 0.0030	< 0.0029	< 0.0030	< 0.0031	< 0.0029	< 0.0030	< 0.0030	< 0.0028
Pentachlorobiphenyl	NE	NE	**0.036**	**0.026**	**0.015 J**	**0.031**	**0.025**	**0.012**	**0.041**	**0.019**	**0.018**	**0.010**	**0.042**	**0.0069**	**0.016**	**0.019**
Tetrachlorobiphenyl	NE	NE	**0.27**	**0.17**	**0.19 J**	**0.20**	**0.14**	**0.15**	**0.30**	**0.20**	**0.16**	**0.18**	**0.28**	**0.11**	**0.15**	**0.17**
Trichlorobiphenyl	NE	NE	**1.1**	**0.73**	**1.1 J**	**0.88**	**0.50**	**1.1**	**1.4**	**1.2**	**1.2**	**1.3**	**1.2**	**0.72**	**0.80**	**0.97**
Total PCB Homologues	**0.5**	**0.5**	**16**	**8.426**	**18 J**	**10.011**	**6.067**	**16.462**	**21**	**20**	**8.6**	**18**	**15**	**12**	**14**	**16**

Notes:
This is a summary table. Only detected compounds are presented.
Bold = Detected above reporting limit
GWPC = Ground water protection criteria
SWPC = Surface water protection criteria
Orange highlighted cells exceed GWPC
Yellow highlighted cells exceed SWPC
Italicized criteria indicate that criteria value is from CTDEEP Recommended Criteria Values for Common Additional Polluting Substances and Alternative Criteria Requests (September 2018)
<0.01 = Not detected above the specified laboratory reporting limit
NE = Criteriion has not been established
NA = Not analyzed for specific constituent
ug/L = microgram per liter
mg/L = milligram per Liter
(1) 0.1 mg/l is the current recommended screening criteria and requires CTDEEP approval to implement. 0.25 mg/l is the proposed GWPC.
(2) 100 ug/l is the promulgated GWPC. 70 ug/l is the Drinking Water Action Level set by the Connecticut Department of Public Health.

Table 3
Groundwater Analytical Data
February 2013 through November 2020

Location ID Sample ID Sample Date SDG	GWPC	SWPC	MW-Y15 MW-Y15-110620-1 11/6/2020 20K0339	MW-Y15D MW-Y15-D-082917-1 8/29/2017 17H1571	MW-Y15D MW-Y15D-111417-1 11/14/2017 17K0813	MW-Y15D MW-Y15D-030618-1 3/6/2018 18C0227	MW-Y15D MW-Y15D-062618-1 6/26/2018 18F1321	MW-Y15D MW-Y15D-092618-1 9/26/2018 18I1195	MW-Y15D MW-Y15D-121218-1 12/12/2018 18L0583	MW-Y15D MW-Y15D-041719-1 4/17/2019 19D0928	MW-Y15D MW-Y15D-071719-1 7/17/2019 19G0888	MW-Y15D MW-Y15D-102319-1 10/23/2019 19J1470	MW-Y15D MW-Y15D-012020-1 1/20/2020 20A0896	MW-Y15D MW-Y15D-040720-1 4/7/2020 20D0295	MW-Y15D MW-Y15D-070820-1 7/8/2020 20G0356	MW-Y15D MW-Y15D-110620-1 11/6/2020 20K0339
CT ETPH (mg/l)																
Aliphatic Hydrocarbons (ETPH) C9-C36	**0.25**	*0.25*	**0.62**	NA	NA	NA	NA	NA	NA	NA	NA	NA	< 0.15	< 0.14	< 0.15	< 0.14
Total Petroleum Hydrocarbons	**0.25**	*0.25*	NA	NA	NA	NA	NA	NA	NA	NA	NA	NA	NA	NA	NA	NA
Unidentified	NE	NE	NA	NA	NA	NA	NA	NA	NA	NA	NA	NA	NA	NA	NA	NA
VOCs (ug/l)																
1,2,4-Trimethylbenzene	*5*	*49*	NA	NA	NA	NA	NA	NA	NA	NA	NA	NA	NA	NA	NA	NA
Acetone	700	*10000*	NA	NA	NA	NA	NA	NA	NA	NA	NA	NA	NA	NA	NA	NA
Chloroform	**6**	14100	NA	NA	NA	NA	NA	NA	NA	NA	NA	NA	NA	NA	NA	NA
Chloromethane	*18*	*10000*	NA	NA	NA	NA	NA	NA	NA	NA	NA	NA	NA	NA	NA	NA
Methyl Tert Butyl Ether (MTBE)	70	*10000*	NA	NA	NA	NA	NA	NA	NA	NA	NA	NA	NA	NA	NA	NA
Naphthalene	280	*210*	NA	NA	NA	NA	NA	NA	NA	NA	NA	NA	NA	NA	NA	NA
p-Isopropyltoluene	*25*	*200*	NA	NA	NA	NA	NA	NA	NA	NA	NA	NA	NA	NA	NA	NA
Tetrachloroethylene	5	88	NA	NA	NA	NA	NA	NA	NA	NA	NA	NA	NA	NA	NA	NA
Tetrahydrofuran	*4*	*9600*	NA	NA	NA	NA	NA	NA	NA	NA	NA	NA	NA	NA	NA	NA
Toluene	1000	4000000	NA	NA	NA	NA	NA	NA	NA	NA	NA	NA	NA	NA	NA	NA
Trichloroethene	5	2340	NA	NA	NA	NA	NA	NA	NA	NA	NA	NA	NA	NA	NA	NA
SVOCs (ug/l)																
2-Methylnaphthalene	*28*	*62*	NA	NA	NA	NA	NA	NA	NA	NA	NA	NA	NA	NA	NA	NA
Acenaphthene	*420*	*150*	NA	NA	NA	NA	NA	NA	NA	NA	NA	NA	NA	NA	NA	NA
Acenaphthylene	420	**0.3**	NA	NA	NA	NA	NA	NA	NA	NA	NA	NA	NA	NA	NA	NA
Anthracene	2000	1100000	NA	NA	NA	NA	NA	NA	NA	NA	NA	NA	NA	NA	NA	NA
Benzo(a)anthracene	**0.06**	**0.3**	NA	NA	NA	NA	NA	NA	NA	NA	NA	NA	NA	NA	NA	NA
Benzo(a)pyrene	**0.2**	**0.3**	NA	NA	NA	NA	NA	NA	NA	NA	NA	NA	NA	NA	NA	NA
Benzo(b)fluoranthene	**0.08**	**0.3**	NA	NA	NA	NA	NA	NA	NA	NA	NA	NA	NA	NA	NA	NA
Benzo(g,h,i)perylene	*0.48*	*150*	NA	NA	NA	NA	NA	NA	NA	NA	NA	NA	NA	NA	NA	NA
Benzo(k)fluoranthene	**0.5**	**0.3**	NA	NA	NA	NA	NA	NA	NA	NA	NA	NA	NA	NA	NA	NA
Chrysene	*4.8*	*0.54*	NA	NA	NA	NA	NA	NA	NA	NA	NA	NA	NA	NA	NA	NA
Dibenzo(a,h)anthracene	*0.1*	*0.3*	NA	NA	NA	NA	NA	NA	NA	NA	NA	NA	NA	NA	NA	NA
Fluoranthene	280	3700	NA	NA	NA	NA	NA	NA	NA	NA	NA	NA	NA	NA	NA	NA
Fluorene	280	140000	NA	NA	NA	NA	NA	NA	NA	NA	NA	NA	NA	NA	NA	NA
Indeno(1,2,3-cd)pyrene	*0.1*	*0.54*	NA	NA	NA	NA	NA	NA	NA	NA	NA	NA	NA	NA	NA	NA
Naphthalene	280	*210*	NA	NA	NA	NA	NA	NA	NA	NA	NA	NA	NA	NA	NA	NA
Phenanthrene	200	**0.077**	NA	NA	NA	NA	NA	NA	NA	NA	NA	NA	NA	NA	NA	NA
Pyrene	200	110000	NA	NA	NA	NA	NA	NA	NA	NA	NA	NA	NA	NA	NA	NA
SVOC-SIMs (ug/l)																
1-Methylnaphthalene	*5*	*61*	NA	NA	NA	NA	NA	NA	NA	NA	NA	NA	NA	NA	NA	NA
2-Methylnaphthalene	*28*	*62*	NA	NA	NA	NA	NA	NA	NA	NA	NA	NA	NA	NA	NA	NA
Acenaphthene	*420*	*150*	NA	NA	NA	NA	NA	NA	NA	NA	NA	NA	NA	NA	NA	NA
Acenaphthylene	420	0.3	NA	NA	NA	NA	NA	NA	NA	NA	NA	NA	NA	NA	NA	NA
Anthracene	2000	1100000	NA	NA	NA	NA	NA	NA	NA	NA	NA	NA	NA	NA	NA	NA
Benzo(a)anthracene	**0.06**	0.3	NA	NA	NA	NA	NA	NA	NA	NA	NA	NA	NA	NA	NA	NA
Benzo(a)pyrene	0.2	0.3	NA	NA	NA	NA	NA	NA	NA	NA	NA	NA	NA	NA	NA	NA
Benzo(b)fluoranthene	**0.08**	0.3	NA	NA	NA	NA	NA	NA	NA	NA	NA	NA	NA	NA	NA	NA
Benzo(g,h,i)perylene	*0.48*	*150*	NA	NA	NA	NA	NA	NA	NA	NA	NA	NA	NA	NA	NA	NA
Benzo(k)fluoranthene	0.5	0.3	NA	NA	NA	NA	NA	NA	NA	NA	NA	NA	NA	NA	NA	NA
Chrysene	*4.8*	*0.54*	NA	NA	NA	NA	NA	NA	NA	NA	NA	NA	NA	NA	NA	NA
Dibenzo(a,h)anthracene	*0.1*	*0.3*	NA	NA	NA	NA	NA	NA	NA	NA	NA	NA	NA	NA	NA	NA
Fluoranthene	280	3700	NA	NA	NA	NA	NA	NA	NA	NA	NA	NA	NA	NA	NA	NA
Fluorene	280	140000	NA	NA	NA	NA	NA	NA	NA	NA	NA	NA	NA	NA	NA	NA
Indeno(1,2,3-cd)pyrene	*0.1*	*0.54*	NA	NA	NA	NA	NA	NA	NA	NA	NA	NA	NA	NA	NA	NA
Naphthalene	280	*210*	NA	NA	NA	NA	NA	NA	NA	NA	NA	NA	NA	NA	NA	NA
Phenanthrene	200	**0.077**	NA	NA	NA	NA	NA	NA	NA	NA	NA	NA	NA	NA	NA	NA
Pyrene	200	110000	NA	NA	NA	NA	NA	NA	NA	NA	NA	NA	NA	NA	NA	NA
Total Metals (mg/l)																
Antimony	**0.006**	86	< 0.0010	NA	NA	NA	NA	NA	NA	NA	NA	NA	NA	NA	NA	NA
Arsenic	**0.05**	**0.004**	**0.0021**	NA	NA	NA	NA	NA	NA	NA	NA	NA	NA	NA	NA	NA
Barium	**1**	**2.2**	**0.43**	NA	NA	NA	NA	NA	NA	NA	NA	NA	NA	NA	NA	NA
Beryllium	**0.004**	**0.004**	< 0.00040	NA	NA	NA	NA	NA	NA	NA	NA	NA	NA	NA	NA	NA
Cadmium	0.005	0.006	< 0.00020	NA	NA	NA	NA	NA	NA	NA	NA	NA	NA	NA	NA	NA
Calcium	NE	NE	NA	NA	NA	NA	NA	NA	NA	NA	NA	NA	NA	NA	NA	NA
Chromium	**0.05**	NE	< 0.0010	NA	NA	NA	NA	NA	NA	NA	NA	NA	NA	NA	NA	NA
Cobalt	NE	NE	NA	NA	NA	NA	NA	NA	NA	NA	NA	NA	NA	NA	NA	NA
Copper	1.3	**0.048**	**0.0032**	NA	NA	NA	NA	NA	NA	NA	NA	NA	NA	NA	NA	NA
Iron	NE	*10*	NA	NA	NA	NA	NA	NA	NA	NA	NA	NA	NA	NA	NA	NA
Lead	**0.015**	**0.013**	**0.0014**	NA	NA	NA	NA	NA	NA	NA	NA	NA	NA	NA	NA	NA
Magnesium	NE	NE	NA	NA	NA	NA	NA	NA	NA	NA	NA	NA	NA	NA	NA	NA
Manganese	*0.5*	*0.93*	NA	NA	NA	NA	NA	NA	NA	NA	NA	NA	NA	NA	NA	NA
Mercury	0.002	0.0004	< 0.00010	NA	NA	NA	NA	NA	NA	NA	NA	NA	NA	NA	NA	NA
Nickel	**0.1**	**0.88**	**0.0081**	NA	NA	NA	NA	NA	NA	NA	NA	NA	NA	NA	NA	NA
Potassium	NE	NE	NA	NA	NA	NA	NA	NA	NA	NA	NA	NA	NA	NA	NA	NA
Selenium	0.05	0.05	< 0.0050	NA	NA	NA	NA	NA	NA	NA	NA	NA	NA	NA	NA	NA
Silver	0.036	0.012	< 0.00020	NA	NA	NA	NA	NA	NA	NA	NA	NA	NA	NA	NA	NA
Sodium	NE	NE	NA	NA	NA	NA	NA	NA	NA	NA	NA	NA	NA	NA	NA	NA
Thallium	**0.005**	0.063	< 0.00020	NA	NA	NA	NA	NA	NA	NA	NA	NA	NA	NA	NA	NA
Vanadium	**0.05**	*0.27*	< 0.0050	NA	NA	NA	NA	NA	NA	NA	NA	NA	NA	NA	NA	NA
Zinc	**5**	**0.123**	< 0.01	NA	NA	NA	NA	NA	NA	NA	NA	NA	NA	NA	NA	NA

Table 3
Groundwater Analytical Data
February 2013 through November 2020

Location ID Sample ID Sample Date SDG	GWPC	SWPC	MW-Y15 MW-Y15-110620-1 11/6/2020 20K0339	MW-Y15D MW-Y15-D-082917-1 8/29/2017 17H1571	MW-Y15D MW-Y15D-111417-1 11/14/2017 17K0813	MW-Y15D MW-Y15D-030618-1 3/6/2018 18C0227	MW-Y15D MW-Y15D-062618-1 6/26/2018 18F1321	MW-Y15D MW-Y15D-092618-1 9/26/2018 18I1195	MW-Y15D MW-Y15D-121218-1 12/12/2018 18L0583	MW-Y15D MW-Y15D-041719-1 4/17/2019 19D0928	MW-Y15D MW-Y15D-071719-1 7/17/2019 19G0888	MW-Y15D MW-Y15D-102319-1 10/23/2019 19J1470	MW-Y15D MW-Y15D-012020-1 1/20/2020 20A0896	MW-Y15D MW-Y15D-040720-1 4/7/2020 20D0295	MW-Y15D MW-Y15D-070820-1 7/8/2020 20G0356	MW-Y15D MW-Y15D-110620-1 11/6/2020 20K0339
PCBs (ug/l)																
Aroclor 1016	NE	NE	NA	NA	NA	NA	NA	NA	NA	NA	NA	NA	NA	NA	NA	NA
Aroclor 1221	NE	NE	NA	NA	NA	NA	NA	NA	NA	NA	NA	NA	NA	NA	NA	NA
Aroclor 1232	NE	NE	NA	NA	NA	NA	NA	NA	NA	NA	NA	NA	NA	NA	NA	NA
Aroclor 1242	NE	NE	NA	NA	NA	NA	NA	NA	NA	NA	NA	NA	NA	NA	NA	NA
Aroclor 1248	NE	NE	NA	NA	NA	NA	NA	NA	NA	NA	NA	NA	NA	NA	NA	NA
Aroclor 1254	NE	NE	NA	NA	NA	NA	NA	NA	NA	NA	NA	NA	NA	NA	NA	NA
Aroclor 1260	NE	NE	NA	NA	NA	NA	NA	NA	NA	NA	NA	NA	NA	NA	NA	NA
Aroclor 1262	NE	NE	NA	NA	NA	NA	NA	NA	NA	NA	NA	NA	NA	NA	NA	NA
Aroclor 1268	NE	NE	NA	NA	NA	NA	NA	NA	NA	NA	NA	NA	NA	NA	NA	NA
Total PCB Aroclors	0.5	0.5	NA	NA	NA	NA	NA	NA	NA	NA	NA	NA	NA	NA	NA	NA
Pesticides (ug/l)																
Total Pesticides	NE	NE	NA	NA	NA	NA	NA	NA	NA	NA	NA	NA	NA	NA	NA	NA
Herbicides (ug/l)																
Total Herbicides	NE	NE	NA	NA	NA	NA	NA	NA	NA	NA	NA	NA	NA	NA	NA	NA
PCB Homologs (ug/l)																
Decachlorobiphenyl (PCB-209)	NE	NE	< 0.0047	< 0.0050 UJ	< 0.0050	< 0.0051	< 0.0050	< 0.0050	< 0.0049	< 0.0050	< 0.0057	< 0.0048	< 0.0052	< 0.0047	< 0.0050	< 0.0047
Dichlorobiphenyl	NE	NE	**7.6**	**0.20 J**	**0.13**	**0.061**	**0.068**	< 0.0010	**0.045**	**0.036**	**0.038**	**0.037**	**0.022**	**0.0060**	**0.014**	**0.020**
Heptachlorobiphenyl	NE	NE	< 0.0028	< 0.0030 UJ	< 0.0030	< 0.0031	< 0.0030	< 0.0030	< 0.0029	< 0.0030	< 0.0034	< 0.0029	< 0.0031	< 0.0028	< 0.0030	< 0.0028
Hexachlorobiphenyl	NE	NE	**0.0019**	< 0.0020 UJ	< 0.0020	< 0.0020	< 0.0020	< 0.0020	< 0.0020	< 0.0020	< 0.0023	< 0.0019	< 0.0021	< 0.0019	< 0.0020	< 0.0019
Monochlorobiphenyl	NE	NE	**7.2**	**0.048 J**	**0.023**	**0.014**	**0.020**	**0.0014**	**0.017**	**0.010**	**0.0054**	**0.0074**	**0.0042**	**0.0023**	**0.0044**	**0.0025**
Nonachlorobiphenyl	NE	NE	< 0.0047	< 0.0050 UJ	< 0.0050	< 0.0051	< 0.0050	< 0.0050	< 0.0049	< 0.0050	< 0.0057	< 0.0048	< 0.0052	< 0.0047	< 0.0050	< 0.0047
Octachlorobiphenyl	NE	NE	< 0.0028	< 0.0030 UJ	< 0.0030	< 0.0031	< 0.0030	< 0.0030	< 0.0029	< 0.0030	< 0.0034	< 0.0029	< 0.0031	< 0.0028	< 0.0030	< 0.0028
Pentachlorobiphenyl	NE	NE	**0.037**	< 0.0020 UJ	< 0.0020	**0.018**	**0.0051**	< 0.0020	**0.0058**	**0.0056**	**0.0034**	< 0.0019	< 0.0021	< 0.0019	< 0.0020	**0.0095**
Tetrachlorobiphenyl	NE	NE	**0.27**	**0.075 J**	**0.071**	**0.057**	**0.041**	< 0.0020	**0.036**	**0.019**	**0.029**	**0.022**	**0.016**	**0.0036**	**0.012**	**0.036**
Trichlorobiphenyl	NE	NE	**1.2**	**0.16 J**	**0.13**	**0.063**	**0.061**	< 0.0010	**0.040**	**0.026**	**0.037**	**0.031**	**0.023**	**0.0057**	**0.015**	**0.031**
Total PCB Homologues	**0.5**	**0.5**	**16**	**0.49 J**	**0.354**	**0.213**	**0.1951**	**0.0014**	**0.14**	**0.097**	**0.11**	**0.097**	**0.0652**	**0.0176**	**0.0454**	**0.099**

Notes:
This is a summary table. Only detected compounds are presented.
Bold = Detected above reporting limit
GWPC = Ground water protection criteria
SWPC = Surface water protection criteria
Orange highlighted cells exceed GWPC
Yellow highlighted cells exceed SWPC
Italicized criteria indicate that criteria value is from CTDEEP Recommended Criteria Values for Common Additional Polluting Substances and Alternative Criteria Requests (September 2018)
<0.01 = Not detected above the specified laboratory reporting limit
NE = Criteriion has not been established
NA = Not analyzed for specific constituent
ug/L = microgram per liter
mg/L = milligram per Liter
(1) 0.1 mg/l is the current recommended screening criteria and requires CTDEEP approval to implement. 0.25 mg/l is the proposed GWPC.
(2) 100 ug/l is the promulgated GWPC. 70 ug/l is the Drinking Water Action Level set by the Connecticut Department of Public Health.

Table 3
Groundwater Analytical Data
February 2013 through November 2020

Location ID Sample ID Sample Date SDG	GWPC	SWPC	MW-Y26 MW-Y26-021213-1 2/12/2013 SB64486	MW-Y26 MW-Y26-051413-1 5/14/2013 SB69540	MW-Y26 MW-Y26-08202013-1 8/20/2013 SB75322	MW-Y26 MW-Y26-11112013-1 11/11/2013 SB80164	MW-Y26 MW-Y26-04162014-1 4/16/2014 SB87931	MW-Y26 MW-Y26-092214-1 9/22/2014 14090840	MW-Y26 MW-Y26-121614-1 12/16/2014 14120375	MW-Y26 MW-Y26-102815 10/28/2015 15100753	MW-Y26 MW-Y26-011316 1/13/2016 16010232	MW-Y26 MW-Y26-041416 4/14/2016 16040313	MW-Y26 MW-Y26-082516 8/25/2016 16080630	MW-Y26 MW-Y26-122016-1 12/20/2016 16L0972	MW-Y26 MW-Y26-20170412-1 4/12/2017 17D0656	MW-Y26 MW-Y26-081617-1 8/16/2017 17H1062
CT ETPH (mg/l)																
Aliphatic Hydrocarbons (ETPH) C9-C36	**0.25**	*0.25*	< 0.2	< 0.2	< 0.2	< 0.2	< 0.2	NA	NA	NA	NA	NA	NA	NA	NA	NA
Total Petroleum Hydrocarbons	**0.25**	*0.25*	< 0.2	< 0.2	< 0.2	< 0.2	< 0.2	NA	NA	NA	NA	NA	NA	NA	NA	NA
Unidentified	NE	NE	< 0.2	< 0.2	< 0.2	< 0.2	< 0.2	NA	NA	NA	NA	NA	NA	NA	NA	NA
VOCs (ug/l)																
1,2,4-Trimethylbenzene	*5*	*49*	< 1.00	< 1.00	< 1.00	< 1.00	< 1.00	NA	NA	NA	NA	NA	NA	NA	NA	NA
Acetone	700	*10000*	< 10.0	< 10.0	< 10.0	< 10.0	< 10.0	NA	NA	NA	NA	NA	NA	NA	NA	NA
Chloroform	**6**	14100	< 1.00	< 1.00	< 1.00	< 1.00	< 1.00	NA	NA	NA	NA	NA	NA	NA	NA	NA
Chloromethane	*18*	*10000*	< 2.00	< 2.00	< 2.00	< 2.00	< 2.00	NA	NA	NA	NA	NA	NA	NA	NA	NA
Methyl Tert Butyl Ether (MTBE)	70	*10000*	< 1.00	< 1.00	< 1.00	< 1.00	< 1.00	NA	NA	NA	NA	NA	NA	NA	NA	NA
Naphthalene	280	*210*	< 1.00	< 1.00	< 1.00	< 1.00	< 1.00	NA	NA	NA	NA	NA	NA	NA	NA	NA
p-Isopropyltoluene	*25*	*200*	< 1.00	< 1.00	< 1.00	< 1.00	< 1.00	NA	NA	NA	NA	NA	NA	NA	NA	NA
Tetrachloroethylene	5	88	< 1.00	< 1.00	< 1.00	< 1.00	< 1.00	NA	NA	NA	NA	NA	NA	NA	NA	NA
Tetrahydrofuran	*4*	*9600*	< 2.00	< 2.00	< 2.00	< 2.00	< 2.00	NA	NA	NA	NA	NA	NA	NA	NA	NA
Toluene	1000	4000000	< 1.00	< 1.00	< 1.00	< 1.00	< 1.00	NA	NA	NA	NA	NA	NA	NA	NA	NA
Trichloroethene	5	2340	< 1.00	< 1.00	< 1.00	< 1.00	< 1.00	NA	NA	NA	NA	NA	NA	NA	NA	NA
SVOCs (ug/l)																
2-Methylnaphthalene	*28*	*62*	NA	NA	NA	NA	NA	NA	NA	NA	NA	NA	NA	NA	NA	NA
Acenaphthene	*420*	*150*	NA	NA	NA	NA	NA	NA	NA	NA	NA	NA	NA	NA	NA	NA
Acenaphthylene	420	**0.3**	NA	NA	NA	NA	NA	NA	NA	NA	NA	NA	NA	NA	NA	NA
Anthracene	2000	1100000	NA	NA	NA	NA	NA	NA	NA	NA	NA	NA	NA	NA	NA	NA
Benzo(a)anthracene	**0.06**	**0.3**	NA	NA	NA	NA	NA	NA	NA	NA	NA	NA	NA	NA	NA	NA
Benzo(a)pyrene	**0.2**	**0.3**	NA	NA	NA	NA	NA	NA	NA	NA	NA	NA	NA	NA	NA	NA
Benzo(b)fluoranthene	**0.08**	**0.3**	NA	NA	NA	NA	NA	NA	NA	NA	NA	NA	NA	NA	NA	NA
Benzo(g,h,i)perylene	*0.48*	*150*	NA	NA	NA	NA	NA	NA	NA	NA	NA	NA	NA	NA	NA	NA
Benzo(k)fluoranthene	**0.5**	**0.3**	NA	NA	NA	NA	NA	NA	NA	NA	NA	NA	NA	NA	NA	NA
Chrysene	*4.8*	*0.54*	NA	NA	NA	NA	NA	NA	NA	NA	NA	NA	NA	NA	NA	NA
Dibenzo(a,h)anthracene	*0.1*	*0.3*	NA	NA	NA	NA	NA	NA	NA	NA	NA	NA	NA	NA	NA	NA
Fluoranthene	280	3700	NA	NA	NA	NA	NA	NA	NA	NA	NA	NA	NA	NA	NA	NA
Fluorene	280	140000	NA	NA	NA	NA	NA	NA	NA	NA	NA	NA	NA	NA	NA	NA
Indeno(1,2,3-cd)pyrene	*0.1*	*0.54*	NA	NA	NA	NA	NA	NA	NA	NA	NA	NA	NA	NA	NA	NA
Naphthalene	280	*210*	NA	NA	NA	NA	NA	NA	NA	NA	NA	NA	NA	NA	NA	NA
Phenanthrene	200	**0.077**	NA	NA	NA	NA	NA	NA	NA	NA	NA	NA	NA	NA	NA	NA
Pyrene	200	110000	NA	NA	NA	NA	NA	NA	NA	NA	NA	NA	NA	NA	NA	NA
SVOC-SIMs (ug/l)																
1-Methylnaphthalene	*5*	*61*	< 0.050	< 0.050	< 0.050	< 0.050	< 0.050	NA	NA	NA	NA	NA	NA	NA	NA	NA
2-Methylnaphthalene	*28*	*62*	< 0.050	< 0.050	< 0.050	< 0.050	< 0.050	NA	NA	NA	NA	NA	NA	NA	NA	NA
Acenaphthene	*420*	*150*	< 0.050	< 0.050	< 0.050	< 0.050	< 0.050	NA	NA	NA	NA	NA	NA	NA	NA	NA
Acenaphthylene	420	0.3	< 0.050	< 0.050	< 0.050	< 0.050	< 0.050	NA	NA	NA	NA	NA	NA	NA	NA	NA
Anthracene	2000	1100000	< 0.050	< 0.050	< 0.050	< 0.050	< 0.050	NA	NA	NA	NA	NA	NA	NA	NA	NA
Benzo(a)anthracene	**0.06**	0.3	< 0.050	< 0.050	< 0.050	< 0.050	< 0.050	NA	NA	NA	NA	NA	NA	NA	NA	NA
Benzo(a)pyrene	0.2	0.3	< 0.050	< 0.050	< 0.050	< 0.050	< 0.050	NA	NA	NA	NA	NA	NA	NA	NA	NA
Benzo(b)fluoranthene	**0.08**	0.3	< 0.050	< 0.050	< 0.050	< 0.050	< 0.050	NA	NA	NA	NA	NA	NA	NA	NA	NA
Benzo(g,h,i)perylene	*0.48*	*150*	< 0.050	< 0.050	< 0.050	< 0.050	< 0.050	NA	NA	NA	NA	NA	NA	NA	NA	NA
Benzo(k)fluoranthene	0.5	0.3	< 0.050	< 0.050	< 0.050	< 0.050	< 0.050	NA	NA	NA	NA	NA	NA	NA	NA	NA
Chrysene	*4.8*	*0.54*	< 0.050	< 0.050	< 0.050	< 0.050	< 0.050	NA	NA	NA	NA	NA	NA	NA	NA	NA
Dibenzo(a,h)anthracene	*0.1*	*0.3*	< 0.050	< 0.050	< 0.050	< 0.050	< 0.050	NA	NA	NA	NA	NA	NA	NA	NA	NA
Fluoranthene	280	3700	< 0.050	< 0.050	< 0.050	< 0.050	< 0.050	NA	NA	NA	NA	NA	NA	NA	NA	NA
Fluorene	280	140000	< 0.050	< 0.050	< 0.050	< 0.050	< 0.050	NA	NA	NA	NA	NA	NA	NA	NA	NA
Indeno(1,2,3-cd)pyrene	*0.1*	*0.54*	< 0.050	< 0.050	< 0.050	< 0.050	< 0.050	NA	NA	NA	NA	NA	NA	NA	NA	NA
Naphthalene	280	*210*	< 0.050	< 0.050	< 0.050	< 0.050	< 0.050	NA	NA	NA	NA	NA	NA	NA	NA	NA
Phenanthrene	200	**0.077**	< 0.050	< 0.050	< 0.050	< 0.050	< 0.050	NA	NA	NA	NA	NA	NA	NA	NA	NA
Pyrene	200	110000	< 0.050	< 0.050	< 0.050	< 0.050	< 0.050	NA	NA	NA	NA	NA	NA	NA	NA	NA
Total Metals (mg/l)																
Antimony	**0.006**	86	< 0.0060	< 0.0060	< 0.0060	< 0.0060	< 0.0060	NA	NA	NA	NA	NA	NA	NA	NA	NA
Arsenic	**0.05**	**0.004**	< 0.0040	< 0.0040	< 0.0040	< 0.0040	< 0.0040	NA	NA	NA	NA	NA	NA	NA	NA	NA
Barium	**1**	**2.2**	**0.228**	**0.190**	**0.174**	**0.357**	**0.185**	NA	NA	NA	NA	NA	NA	NA	NA	NA
Beryllium	**0.004**	**0.004**	< 0.0020	< 0.0020	< 0.0020	< 0.0020	< 0.0020	NA	NA	NA	NA	NA	NA	NA	NA	NA
Cadmium	0.005	0.006	< 0.0025	< 0.0025	< 0.0025	< 0.0025	< 0.0025	NA	NA	NA	NA	NA	NA	NA	NA	NA
Calcium	NE	NE	**168**	**174**	**134**	**151**	NA	NA	NA	NA	NA	NA	NA	NA	NA	NA
Chromium	**0.05**	NE	< 0.0050	< 0.0050	< 0.0050	< 0.0050	< 0.0050	NA	NA	NA	NA	NA	NA	NA	NA	NA
Cobalt	NE	NE	NA	NA	NA	NA	NA	NA	NA	NA	NA	NA	NA	NA	NA	NA
Copper	1.3	**0.048**	< 0.0050	< 0.0050	< 0.0050	< 0.0050	< 0.0050	NA	NA	NA	NA	NA	NA	NA	NA	NA
Iron	NE	*10*	**0.0241**	**0.0159**	< 0.0150	< 0.0150	NA	NA	NA	NA	NA	NA	NA	NA	NA	NA
Lead	**0.015**	**0.013**	< 0.0075	< 0.0075	< 0.0075	< 0.0075	< 0.0075	NA	NA	NA	NA	NA	NA	NA	NA	NA
Magnesium	NE	NE	**45.2**	**47.2**	**35.0**	**36.5**	NA	NA	NA	NA	NA	NA	NA	NA	NA	NA
Manganese	*0.5*	*0.93*	**3.16**	**3.39**	**2.56**	**4.13**	NA	NA	NA	NA	NA	NA	NA	NA	NA	NA
Mercury	0.002	0.0004	< 0.00020	< 0.00020	< 0.00020	< 0.00020	< 0.00020	NA	NA	NA	NA	NA	NA	NA	NA	NA
Nickel	**0.1**	**0.88**	**0.0094**	**0.0098**	**0.0064**	< 0.0050	**0.0100**	NA	NA	NA	NA	NA	NA	NA	NA	NA
Potassium	NE	NE	**13.4**	**12.8**	**11.3**	**10.2**	NA	NA	NA	NA	NA	NA	NA	NA	NA	NA
Selenium	0.05	0.05	< 0.0150	< 0.0150	< 0.0150	< 0.0150	< 0.0150	NA	NA	NA	NA	NA	NA	NA	NA	NA
Silver	0.036	0.012	< 0.0050	< 0.0050	< 0.0050	< 0.0050	< 0.0050	NA	NA	NA	NA	NA	NA	NA	NA	NA
Sodium	NE	NE	**218**	**203**	**155**	**83.7**	NA	NA	NA	NA	NA	NA	NA	NA	NA	NA
Thallium	**0.005**	0.063	< 0.0050	< 0.0050	< 0.0050	< 0.0050	< 0.0050	NA	NA	NA	NA	NA	NA	NA	NA	NA
Vanadium	**0.05**	*0.27*	< 0.0050	< 0.0050	< 0.0050	< 0.0050	< 0.0050	NA	NA	NA	NA	NA	NA	NA	NA	NA
Zinc	**5**	**0.123**	**0.0134**	**0.0066**	**0.0064**	< 0.0050	< 0.0050	NA	NA	NA	NA	NA	NA	NA	NA	NA

Table 3
Groundwater Analytical Data
February 2013 through November 2020

Location ID Sample ID Sample Date SDG	GWPC	SWPC	MW-Y26 MW-Y26-021213-1 2/12/2013 SB64486	MW-Y26 MW-Y26-051413-1 5/14/2013 SB69540	MW-Y26 MW-Y26-08202013-1 8/20/2013 SB75322	MW-Y26 MW-Y26-11112013-1 11/11/2013 SB80164	MW-Y26 MW-Y26-04162014-1 4/16/2014 SB87931	MW-Y26 MW-Y26-092214-1 9/22/2014 14090840	MW-Y26 MW-Y26-121614-1 12/16/2014 14120375	MW-Y26 MW-Y26-102815 10/28/2015 15100753	MW-Y26 MW-Y26-011316 1/13/2016 16010232	MW-Y26 MW-Y26-041416 4/14/2016 16040313	MW-Y26 MW-Y26-082516 8/25/2016 16080630	MW-Y26 MW-Y26-122016-1 12/20/2016 16L0972	MW-Y26 MW-Y26-20170412-1 4/12/2017 17D0656	MW-Y26 MW-Y26-081617-1 8/16/2017 17H1062
PCBs (ug/l)																
Aroclor 1016	NE	NE	NA	NA	NA	NA	NA	NA	NA	NA	NA	NA	NA	NA	NA	NA
Aroclor 1221	NE	NE	NA	NA	NA	NA	NA	NA	NA	NA	NA	NA	NA	NA	NA	NA
Aroclor 1232	NE	NE	NA	NA	NA	NA	NA	NA	NA	NA	NA	NA	NA	NA	NA	NA
Aroclor 1242	NE	NE	NA	NA	NA	NA	NA	NA	NA	NA	NA	NA	NA	NA	NA	NA
Aroclor 1248	NE	NE	NA	NA	NA	NA	NA	NA	NA	NA	NA	NA	NA	NA	NA	NA
Aroclor 1254	NE	NE	NA	NA	NA	NA	NA	NA	NA	NA	NA	NA	NA	NA	NA	NA
Aroclor 1260	NE	NE	NA	NA	NA	NA	NA	NA	NA	NA	NA	NA	NA	NA	NA	NA
Aroclor 1262	NE	NE	NA	NA	NA	NA	NA	NA	NA	NA	NA	NA	NA	NA	NA	NA
Aroclor 1268	NE	NE	NA	NA	NA	NA	NA	NA	NA	NA	NA	NA	NA	NA	NA	NA
Total PCB Aroclors	0.5	0.5	NA	NA	NA	NA	NA	NA	NA	NA	NA	NA	NA	NA	NA	NA
Pesticides (ug/l)																
Total Pesticides	NE	NE	NA	NA	NA	NA	NA	NA	NA	NA	NA	NA	NA	NA	NA	NA
Herbicides (ug/l)																
Total Herbicides	NE	NE	NA	NA	NA	NA	NA	NA	NA	NA	NA	NA	NA	NA	NA	NA
PCB Homologs (ug/l)																
Decachlorobiphenyl (PCB-209)	NE	NE	NA	< 0.025	< 0.0255	< 0.025	< 0.025	< 0.025	< 0.025	< 0.025	< 0.0253	< 0.0255	< 0.025	< 0.0050	< 0.0056	< 0.0050 UJ
Dichlorobiphenyl	NE	NE	NA	< 0.005	< 0.0051	< 0.005	< 0.005	< 0.005	< 0.005	< 0.005	< 0.00505	< 0.0051	< 0.005	< 0.0010	< 0.0011	< 0.0010 UJ
Heptachlorobiphenyl	NE	NE	NA	< 0.015	< 0.0153	< 0.015	< 0.015	< 0.015	< 0.015	< 0.015	< 0.0152	< 0.0153	< 0.015	< 0.0030	< 0.0033	< 0.0030 UJ
Hexachlorobiphenyl	NE	NE	NA	< 0.01	< 0.0102	< 0.01	< 0.01	< 0.01	< 0.01	< 0.01	< 0.0101	< 0.0102	< 0.01	< 0.0020	< 0.0022	< 0.0020 UJ
Monochlorobiphenyl	NE	NE	NA	< 0.005	< 0.0051	< 0.005	< 0.005	< 0.005	< 0.005	< 0.005	< 0.00505	< 0.0051	< 0.005	< 0.0010	< 0.0011	< 0.0010 UJ
Nonachlorobiphenyl	NE	NE	NA	< 0.025	< 0.0255	< 0.025	< 0.025	< 0.025	< 0.025	< 0.025	< 0.0253	< 0.0255	< 0.025	< 0.0050	< 0.0056	< 0.0050 UJ
Octachlorobiphenyl	NE	NE	NA	< 0.015	< 0.0153	< 0.015	< 0.015	< 0.015	< 0.015	< 0.015	< 0.0152	< 0.0153	< 0.015	< 0.0030	< 0.0033	< 0.0030 UJ
Pentachlorobiphenyl	NE	NE	NA	< 0.01	< 0.0102	< 0.01	< 0.01	< 0.01	< 0.01	< 0.01	< 0.0101	< 0.0102	< 0.01	< 0.0020	< 0.0022	< 0.0020 UJ
Tetrachlorobiphenyl	NE	NE	NA	< 0.01	< 0.0102	< 0.01	< 0.01	< 0.01	< 0.01	< 0.01	< 0.0101	< 0.0102	< 0.01	< 0.0020	< 0.0022	< 0.0020 UJ
Trichlorobiphenyl	NE	NE	NA	< 0.005	< 0.0051	< 0.005	< 0.005	< 0.005	< 0.005	< 0.005	< 0.00505	< 0.0051	< 0.005	< 0.0010	< 0.0011	< 0.0010 UJ
Total PCB Homologues	**0.5**	**0.5**	NA	< 0.025	< 0.0255	< 0.025	< 0.025	< 0.025	< 0.025	< 0.025	< 0.0253	< 0.0255	< 0.025	< 0.0050	< 0.0056	< 0.0050 UJ

Notes:
This is a summary table. Only detected compounds are presented.
Bold = Detected above reporting limit
GWPC = Ground water protection criteria
SWPC = Surface water protection criteria
Orange highlighted cells exceed GWPC
Yellow highlighted cells exceed SWPC
Italicized criteria indicate that criteria value is from CTDEEP Recommended Criteria Values for Common Additional Polluting Substances and Alternative Criteria Requests (September 2018)
<0.01 = Not detected above the specified laboratory reporting limit
NE = Criteriion has not been established
NA = Not analyzed for specific constituent
ug/L = microgram per liter
mg/L = milligram per Liter
(1) 0.1 mg/l is the current recommended screening criteria and requires CTDEEP approval to implement. 0.25 mg/l is the proposed GWPC.
(2) 100 ug/l is the promulgated GWPC. 70 ug/l is the Drinking Water Action Level set by the Connecticut Department of Public Health.

Table 3
Groundwater Analytical Data
February 2013 through November 2020

Location ID Sample ID Sample Date SDG	GWPC	SWPC	MW-Y26 MW-Y26-111617-1 11/16/2017 17K1027	MW-Y26 MW-Y26-030818-1 3/6/2018 18C0346	MW-Y26 MW-Y26-062918-1 6/29/2018 18G0022	MW-Y26 MW-Y26-092818-1 9/28/2018 18I1338	MW-Y26 MW-Y26-121218-1 12/12/2018 18L0583	MW-Y9 MW-Y9-021413-1 2/14/2013 SB64588	MW-Y9 MW-Y9-051513-1 5/15/2013 SB69668	MW-Y9 MW-Y9-08202013-1 8/20/2013 SB75423	MW-Y9 MW-Y9-11132013-1 11/13/2013 SB80244	MW-Y9 MW-Y9-04172014-1 4/17/2014 SB87931	MW-Y9 MW-Y9-092314-1 9/23/2014 14090840	MW-Y9 MW-Y9-121714-1 12/17/2014 14120417	MW-Y9 MW-Y9-071415-1 7/14/2015 15070370	MW-Y9 MW-Y9-011216 1/12/2016 16010232
CT ETPH (mg/l)																
Aliphatic Hydrocarbons (ETPH) C9-C36	**0.25**	*0.25*	NA	NA	NA	NA	NA	< 0.2	< 0.2	< 0.2	< 0.2	< 0.2	NA	NA	NA	NA
Total Petroleum Hydrocarbons	**0.25**	*0.25*	NA	NA	NA	NA	NA	< 0.2	< 0.2	< 0.2	< 0.2	< 0.2	NA	NA	NA	NA
Unidentified	NE	NE	NA	NA	NA	NA	NA	< 0.2	< 0.2	< 0.2	< 0.2	< 0.2	NA	NA	NA	NA
VOCs (ug/l)																
1,2,4-Trimethylbenzene	*5*	*49*	NA	NA	NA	NA	NA	< 1.00	< 1.00	< 1.00	< 1.00	< 1.00	NA	NA	NA	NA
Acetone	700	*10000*	NA	NA	NA	NA	NA	< 10.0	< 10.0	< 10.0	< 10.0	< 10.0	NA	NA	NA	NA
Chloroform	**6**	14100	NA	NA	NA	NA	NA	< 1.00	< 1.00	< 1.00	< 1.00	< 1.00	NA	NA	NA	NA
Chloromethane	*18*	*10000*	NA	NA	NA	NA	NA	< 2.00	< 2.00	< 2.00	< 2.00	< 2.00	NA	NA	NA	NA
Methyl Tert Butyl Ether (MTBE)	70	*10000*	NA	NA	NA	NA	NA	< 1.00	< 1.00	< 1.00	< 1.00	< 1.00	NA	NA	NA	NA
Naphthalene	280	*210*	NA	NA	NA	NA	NA	< 1.00	< 1.00	< 1.00	< 1.00	< 1.00	NA	NA	NA	NA
p-Isopropyltoluene	*25*	*200*	NA	NA	NA	NA	NA	< 1.00	< 1.00	< 1.00	< 1.00	< 1.00	NA	NA	NA	NA
Tetrachloroethylene	5	88	NA	NA	NA	NA	NA	< 1.00	< 1.00	< 1.00	< 1.00	< 1.00	NA	NA	NA	NA
Tetrahydrofuran	*4*	*9600*	NA	NA	NA	NA	NA	< 2.00	< 2.00	< 2.00	< 2.00	< 2.00	NA	NA	NA	NA
Toluene	1000	4000000	NA	NA	NA	NA	NA	< 1.00	< 1.00	< 1.00	< 1.00	< 1.00	NA	NA	NA	NA
Trichloroethene	5	2340	NA	NA	NA	NA	NA	< 1.00	< 1.00	< 1.00	< 1.00	< 1.00	NA	NA	NA	NA
SVOCs (ug/l)																
2-Methylnaphthalene	*28*	*62*	NA	NA	NA	NA	NA	NA	NA	NA	NA	NA	NA	NA	NA	NA
Acenaphthene	*420*	*150*	NA	NA	NA	NA	NA	NA	NA	NA	NA	NA	NA	NA	NA	NA
Acenaphthylene	420	**0.3**	NA	NA	NA	NA	NA	NA	NA	NA	NA	NA	NA	NA	NA	NA
Anthracene	2000	1100000	NA	NA	NA	NA	NA	NA	NA	NA	NA	NA	NA	NA	NA	NA
Benzo(a)anthracene	**0.06**	**0.3**	NA	NA	NA	NA	NA	NA	NA	NA	NA	NA	NA	NA	NA	NA
Benzo(a)pyrene	**0.2**	**0.3**	NA	NA	NA	NA	NA	NA	NA	NA	NA	NA	NA	NA	NA	NA
Benzo(b)fluoranthene	**0.08**	**0.3**	NA	NA	NA	NA	NA	NA	NA	NA	NA	NA	NA	NA	NA	NA
Benzo(g,h,i)perylene	*0.48*	*150*	NA	NA	NA	NA	NA	NA	NA	NA	NA	NA	NA	NA	NA	NA
Benzo(k)fluoranthene	**0.5**	**0.3**	NA	NA	NA	NA	NA	NA	NA	NA	NA	NA	NA	NA	NA	NA
Chrysene	*4.8*	*0.54*	NA	NA	NA	NA	NA	NA	NA	NA	NA	NA	NA	NA	NA	NA
Dibenzo(a,h)anthracene	*0.1*	*0.3*	NA	NA	NA	NA	NA	NA	NA	NA	NA	NA	NA	NA	NA	NA
Fluoranthene	280	3700	NA	NA	NA	NA	NA	NA	NA	NA	NA	NA	NA	NA	NA	NA
Fluorene	280	140000	NA	NA	NA	NA	NA	NA	NA	NA	NA	NA	NA	NA	NA	NA
Indeno(1,2,3-cd)pyrene	*0.1*	*0.54*	NA	NA	NA	NA	NA	NA	NA	NA	NA	NA	NA	NA	NA	NA
Naphthalene	280	*210*	NA	NA	NA	NA	NA	NA	NA	NA	NA	NA	NA	NA	NA	NA
Phenanthrene	200	**0.077**	NA	NA	NA	NA	NA	NA	NA	NA	NA	NA	NA	NA	NA	NA
Pyrene	200	110000	NA	NA	NA	NA	NA	NA	NA	NA	NA	NA	NA	NA	NA	NA
SVOC-SIMs (ug/l)																
1-Methylnaphthalene	*5*	*61*	NA	NA	NA	NA	NA	< 0.050	< 0.050	< 0.050	< 0.050	< 0.050	NA	NA	NA	NA
2-Methylnaphthalene	*28*	*62*	NA	NA	NA	NA	NA	< 0.050	< 0.050	< 0.050	< 0.050	< 0.050	NA	NA	NA	NA
Acenaphthene	*420*	*150*	NA	NA	NA	NA	NA	< 0.050	< 0.050	**0.053**	< 0.050	< 0.050	NA	NA	NA	NA
Acenaphthylene	420	0.3	NA	NA	NA	NA	NA	< 0.050	< 0.050	< 0.050	< 0.050	< 0.050	NA	NA	NA	NA
Anthracene	2000	1100000	NA	NA	NA	NA	NA	< 0.050	< 0.050	< 0.050	< 0.050	< 0.050	NA	NA	NA	NA
Benzo(a)anthracene	**0.06**	0.3	NA	NA	NA	NA	NA	< 0.050	< 0.050	< 0.050	< 0.050	< 0.050	NA	NA	NA	NA
Benzo(a)pyrene	0.2	0.3	NA	NA	NA	NA	NA	< 0.050	< 0.050	< 0.050	< 0.050	< 0.050	NA	NA	NA	NA
Benzo(b)fluoranthene	**0.08**	0.3	NA	NA	NA	NA	NA	< 0.050	< 0.050	< 0.050	< 0.050	< 0.050	NA	NA	NA	NA
Benzo(g,h,i)perylene	*0.48*	*150*	NA	NA	NA	NA	NA	< 0.050	< 0.050	< 0.050	< 0.050	< 0.050	NA	NA	NA	NA
Benzo(k)fluoranthene	0.5	0.3	NA	NA	NA	NA	NA	< 0.050	< 0.050	< 0.050	< 0.050	< 0.050	NA	NA	NA	NA
Chrysene	*4.8*	*0.54*	NA	NA	NA	NA	NA	< 0.050	< 0.050	< 0.050	< 0.050	< 0.050	NA	NA	NA	NA
Dibenzo(a,h)anthracene	*0.1*	*0.3*	NA	NA	NA	NA	NA	< 0.050	< 0.050	< 0.050	< 0.050	< 0.050	NA	NA	NA	NA
Fluoranthene	280	3700	NA	NA	NA	NA	NA	< 0.050	< 0.050	< 0.050	< 0.050	< 0.050	NA	NA	NA	NA
Fluorene	280	140000	NA	NA	NA	NA	NA	< 0.050	< 0.050	< 0.050	< 0.050	< 0.050	NA	NA	NA	NA
Indeno(1,2,3-cd)pyrene	*0.1*	*0.54*	NA	NA	NA	NA	NA	< 0.050	< 0.050	< 0.050	< 0.050	< 0.050	NA	NA	NA	NA
Naphthalene	280	*210*	NA	NA	NA	NA	NA	< 0.050	< 0.050	< 0.090	**0.104**	< 0.050	NA	NA	NA	NA
Phenanthrene	200	**0.077**	NA	NA	NA	NA	NA	< 0.050	< 0.050	< 0.050	< 0.050	< 0.050	NA	NA	NA	NA
Pyrene	200	110000	NA	NA	NA	NA	NA	< 0.050	< 0.050	< 0.050	< 0.050	< 0.050	NA	NA	NA	NA
Total Metals (mg/l)																
Antimony	**0.006**	86	NA	NA	NA	NA	NA	< 0.0060	< 0.0060	< 0.0060	< 0.0060	< 0.0060	NA	NA	NA	NA
Arsenic	**0.05**	**0.004**	NA	NA	NA	NA	NA	< 0.0040	**0.0050**	< 0.0040	< 0.0040	< 0.0040	NA	NA	NA	NA
Barium	**1**	**2.2**	NA	NA	NA	NA	NA	**0.888**	**0.972**	**0.842**	**0.814**	**0.128**	NA	NA	NA	NA
Beryllium	**0.004**	**0.004**	NA	NA	NA	NA	NA	< 0.0020	< 0.0020	< 0.0020	< 0.0020	< 0.0020	NA	NA	NA	NA
Cadmium	0.005	0.006	NA	NA	NA	NA	NA	< 0.0025	< 0.0025	< 0.0025	< 0.0025	< 0.0025	NA	NA	NA	NA
Calcium	NE	NE	NA	NA	NA	NA	NA	**49.8**	**67.0**	**72.6**	**82.0**	NA	NA	NA	NA	NA
Chromium	**0.05**	NE	NA	NA	NA	NA	NA	< 0.0050	< 0.0050	< 0.0050	< 0.0050	< 0.0050	NA	NA	NA	NA
Cobalt	NE	NE	NA	NA	NA	NA	NA	NA	NA	NA	NA	NA	NA	NA	NA	NA
Copper	1.3	**0.048**	NA	NA	NA	NA	NA	< 0.0050	< 0.0050	< 0.0050	< 0.0050	**0.0553**	NA	NA	NA	NA
Iron	NE	*10*	NA	NA	NA	NA	NA	**2.63**	**15.2**	**36.0**	**46.3**	NA	NA	NA	NA	NA
Lead	**0.015**	**0.013**	NA	NA	NA	NA	NA	< 0.0075	< 0.0075	< 0.0075	< 0.0075	< 0.0075	NA	NA	NA	NA
Magnesium	NE	NE	NA	NA	NA	NA	NA	**31.2**	**40.7**	**41.1**	**43.7**	NA	NA	NA	NA	NA
Manganese	*0.5*	*0.93*	NA	NA	NA	NA	NA	**0.187**	**0.640**	**1.20**	**1.30**	NA	NA	NA	NA	NA
Mercury	0.002	0.0004	NA	NA	NA	NA	NA	< 0.00020	< 0.00020	< 0.00020	< 0.00020	< 0.00020	NA	NA	NA	NA
Nickel	**0.1**	**0.88**	NA	NA	NA	NA	NA	< 0.0050	< 0.0050	< 0.0050	< 0.0050	**0.0050**	NA	NA	NA	NA
Potassium	NE	NE	NA	NA	NA	NA	NA	**27.3**	**31.7**	**33.3**	**26.4**	NA	NA	NA	NA	NA
Selenium	0.05	0.05	NA	NA	NA	NA	NA	< 0.0150	< 0.0150	< 0.0150	< 0.0150	< 0.0150	NA	NA	NA	NA
Silver	0.036	0.012	NA	NA	NA	NA	NA	< 0.0050	< 0.0050	< 0.0050	< 0.0050	< 0.0050	NA	NA	NA	NA
Sodium	NE	NE	NA	NA	NA	NA	NA	**61.8**	**81.3**	**92.6**	**94.0**	NA	NA	NA	NA	NA
Thallium	**0.005**	0.063	NA	NA	NA	NA	NA	< 0.0050	< 0.0050	< 0.0050	< 0.0050	< 0.0050	NA	NA	NA	NA
Vanadium	**0.05**	*0.27*	NA	NA	NA	NA	NA	< 0.0050	< 0.0050	< 0.0050	< 0.0050	< 0.0050	NA	NA	NA	NA
Zinc	**5**	**0.123**	NA	NA	NA	NA	NA	**0.0508**	**0.0268**	< 0.0050	**0.0118**	**0.0340**	NA	NA	NA	NA

Table 3
Groundwater Analytical Data
February 2013 through November 2020

Location ID Sample ID Sample Date SDG	GWPC	SWPC	MW-Y26 MW-Y26-111617-1 11/16/2017 17K1027	MW-Y26 MW-Y26-030818-1 3/6/2018 18C0346	MW-Y26 MW-Y26-062918-1 6/29/2018 18G0022	MW-Y26 MW-Y26-092818-1 9/28/2018 18I1338	MW-Y26 MW-Y26-121218-1 12/12/2018 18L0583	MW-Y9 MW-Y9-021413-1 2/14/2013 SB64588	MW-Y9 MW-Y9-051513-1 5/15/2013 SB69668	MW-Y9 MW-Y9-08202013-1 8/20/2013 SB75423	MW-Y9 MW-Y9-11132013-1 11/13/2013 SB80244	MW-Y9 MW-Y9-04172014-1 4/17/2014 SB87931	MW-Y9 MW-Y9-092314-1 9/23/2014 14090840	MW-Y9 MW-Y9-121714-1 12/17/2014 14120417	MW-Y9 MW-Y9-071415-1 7/14/2015 15070370	MW-Y9 MW-Y9-011216 1/12/2016 16010232
PCBs (ug/l)																
Aroclor 1016	NE	NE	NA	NA	NA	NA	NA	NA	NA	NA	NA	NA	NA	NA	NA	NA
Aroclor 1221	NE	NE	NA	NA	NA	NA	NA	NA	NA	NA	NA	NA	NA	NA	NA	NA
Aroclor 1232	NE	NE	NA	NA	NA	NA	NA	NA	NA	NA	NA	NA	NA	NA	NA	NA
Aroclor 1242	NE	NE	NA	NA	NA	NA	NA	NA	NA	NA	NA	NA	NA	NA	NA	NA
Aroclor 1248	NE	NE	NA	NA	NA	NA	NA	NA	NA	NA	NA	NA	NA	NA	NA	NA
Aroclor 1254	NE	NE	NA	NA	NA	NA	NA	NA	NA	NA	NA	NA	NA	NA	NA	NA
Aroclor 1260	NE	NE	NA	NA	NA	NA	NA	NA	NA	NA	NA	NA	NA	NA	NA	NA
Aroclor 1262	NE	NE	NA	NA	NA	NA	NA	NA	NA	NA	NA	NA	NA	NA	NA	NA
Aroclor 1268	NE	NE	NA	NA	NA	NA	NA	NA	NA	NA	NA	NA	NA	NA	NA	NA
Total PCB Aroclors	0.5	0.5	NA	NA	NA	NA	NA	NA	NA	NA	NA	NA	NA	NA	NA	NA
Pesticides (ug/l)																
Total Pesticides	NE	NE	NA	NA	NA	NA	NA	NA	NA	NA	NA	NA	NA	NA	NA	NA
Herbicides (ug/l)																
Total Herbicides	NE	NE	NA	NA	NA	NA	NA	NA	NA	NA	NA	NA	NA	NA	NA	NA
PCB Homologs (ug/l)																
Decachlorobiphenyl (PCB-209)	NE	NE	< 0.0048	< 0.0050	< 0.0051	< 0.0048	< 0.0050	< 0.0253	< 0.0263	< 0.025	< 0.025	< 0.025	< 0.025	< 0.025	< 0.025	< 0.025
Dichlorobiphenyl	NE	NE	< 0.00095	< 0.00099	< 0.0010	< 0.00096	< 0.0010	< 0.00505	< 0.00526	< 0.005	< 0.005	< 0.005	< 0.005	< 0.005	< 0.005	< 0.005
Heptachlorobiphenyl	NE	NE	< 0.0029	< 0.0030	< 0.0030	< 0.0029	< 0.0030	< 0.0152	< 0.0158	< 0.015	< 0.015	< 0.015	< 0.015	< 0.015	< 0.015	< 0.015
Hexachlorobiphenyl	NE	NE	< 0.0019	< 0.0020	< 0.0020	< 0.0019	< 0.0020	< 0.0101	< 0.0105	< 0.01	< 0.01	< 0.01	< 0.01	< 0.01	< 0.01	< 0.01
Monochlorobiphenyl	NE	NE	< 0.00095	< 0.00099	< 0.0010	< 0.00096	< 0.0010	< 0.00505	< 0.00526	< 0.005	< 0.005	< 0.005	< 0.005	< 0.005	< 0.005	< 0.005
Nonachlorobiphenyl	NE	NE	< 0.0048	< 0.0050	< 0.0051	< 0.0048	< 0.0050	< 0.0253	< 0.0263	< 0.025	< 0.025	< 0.025	< 0.025	< 0.025	< 0.025	< 0.025
Octachlorobiphenyl	NE	NE	< 0.0029	< 0.0030	< 0.0030	< 0.0029	< 0.0030	< 0.0152	< 0.0158	< 0.015	< 0.015	< 0.015	< 0.015	< 0.015	< 0.015	< 0.015
Pentachlorobiphenyl	NE	NE	< 0.0019	< 0.0020	< 0.0020	< 0.0019	< 0.0020	< 0.0101	< 0.0105	< 0.01	< 0.01	< 0.01	< 0.01	< 0.01	< 0.01	< 0.01
Tetrachlorobiphenyl	NE	NE	< 0.0019	< 0.0020	< 0.0020	< 0.0019	< 0.0020	< 0.0101	< 0.0105	< 0.01	< 0.01	< 0.01	< 0.01	< 0.01	< 0.01	< 0.01
Trichlorobiphenyl	NE	NE	< 0.00095	< 0.00099	< 0.0010	< 0.00096	< 0.0010	< 0.00505	< 0.00526	< 0.005	< 0.005	< 0.005	< 0.005	< 0.005	< 0.005	< 0.005
Total PCB Homologues	**0.5**	**0.5**	< 0.0048	< 0.0050	< 0.0051	ND	ND	< 0.0253	< 0.0263	< 0.025	< 0.025	< 0.025	< 0.025	< 0.025	< 0.025	< 0.025

Notes:
This is a summary table. Only detected compounds are presented.
Bold = Detected above reporting limit
GWPC = Ground water protection criteria
SWPC = Surface water protection criteria
Orange highlighted cells exceed GWPC
Yellow highlighted cells exceed SWPC
Italicized criteria indicate that criteria value is from CTDEEP Recommended Criteria Values for Common Additional Polluting Substances and Alternative Criteria Requests (September 2018)
<0.01 = Not detected above the specified laboratory reporting limit
NE = Criteriion has not been established
NA = Not analyzed for specific constituent
ug/L = microgram per liter
mg/L = milligram per Liter
(1) 0.1 mg/l is the current recommended screening criteria and requires CTDEEP approval to implement. 0.25 mg/l is the proposed GWPC.
(2) 100 ug/l is the promulgated GWPC. 70 ug/l is the Drinking Water Action Level set by the Connecticut Department of Public Health.

Table 3
Groundwater Analytical Data
February 2013 through November 2020

Location ID Sample ID Sample Date SDG	GWPC	SWPC	MW-Y9 MW-Y9-041416 4/14/2016 16040313	MW-Y9 MW-Y9-082516 8/25/2016 16080629	MW-Y9 MW-Y9-122116-1 12/21/2016 16L1029	MW-Y9 MW-Y9-122116-2 12/21/2016 16L1029	MW-Y9 MW-Y9-20170413-1 4/13/2017 17D0656	MW-Y9 MW-Y9-082417-1 8/24/2017 GBY92749	MW-Y9 MW-Y9-111417-1 11/14/2017 17K0813	MW-Y9 MW-Y9-030618-1 3/6/2018 18C0346	MW-Y9 MW-Y9-062618-1 6/26/2018 18F1321	MW-Y9 MW-Y9-092618-1 9/26/2018 18I1195	MW-Y9 MW-Y9-121218-1 12/12/2018 18L0583	MW-Y9 MW-Y9-041719-1 4/17/2019 19D0928	MW-Y9 MW-Y9-071719-1 7/17/2019 19G0888	MW-Y9 MW-Y9-102319-1 10/23/2019 19J1470
CT ETPH (mg/l)																
Aliphatic Hydrocarbons (ETPH) C9-C36	0.25	0.25	NA	NA	NA	NA	NA	NA	NA	NA	NA	NA	0.28	0.26	1.7	0.48
Total Petroleum Hydrocarbons	0.25	0.25	NA	NA	NA	NA	NA	NA	NA	NA	NA	NA	NA	NA	NA	NA
Unidentified	NE	NE	NA	NA	NA	NA	NA	NA	NA	NA	NA	NA	NA	NA	NA	NA
VOCs (ug/l)																
1,2,4-Trimethylbenzene	5	49	NA	NA	NA	NA	NA	NA	NA	NA	NA	NA	< 0.50	< 0.50	NA	NA
Acetone	700	10000	NA	NA	NA	NA	NA	NA	NA	NA	NA	NA	< 20	< 10	NA	NA
Chloroform	6	14100	NA	NA	NA	NA	NA	NA	NA	NA	NA	NA	< 0.50	< 0.50	NA	NA
Chloromethane	18	10000	NA	NA	NA	NA	NA	NA	NA	NA	NA	NA	< 2.0	< 0.60	NA	NA
Methyl Tert Butyl Ether (MTBE)	70	10000	NA	NA	NA	NA	NA	NA	NA	NA	NA	NA	< 0.50	< 0.50	NA	NA
Naphthalene	280	210	NA	NA	NA	NA	NA	NA	NA	NA	NA	NA	< 5.0	< 2.0	NA	NA
p-Isopropyltoluene	25	200	NA	NA	NA	NA	NA	NA	NA	NA	NA	NA	< 0.50	< 0.50	NA	NA
Tetrachloroethylene	5	88	NA	NA	NA	NA	NA	NA	NA	NA	NA	NA	< 1.0	< 1.0	NA	NA
Tetrahydrofuran	4	9600	NA	NA	NA	NA	NA	NA	NA	NA	NA	NA	< 10	< 10	NA	NA
Toluene	1000	4000000	NA	NA	NA	NA	NA	NA	NA	NA	NA	NA	< 1.0	< 1.0	NA	NA
Trichloroethene	5	2340	NA	NA	NA	NA	NA	NA	NA	NA	NA	NA	< 1.0	< 1.0	NA	NA
SVOCs (ug/l)																
2-Methylnaphthalene	28	62	NA	NA	NA	NA	NA	< 0.05	< 0.05	NA	< 0.05	< 0.05	< 0.98	< 0.98	< 1.1	< 0.98
Acenaphthene	420	150	NA	NA	NA	NA	NA	< 0.05	< 0.05	NA	< 0.05	< 0.05	< 0.29	< 0.29	< 0.34	< 0.29
Acenaphthylene	420	0.3	NA	NA	NA	NA	NA	< 0.05	< 0.05	NA	< 0.05	< 0.05	< 0.20	< 0.20	< 0.23	< 0.20
Anthracene	2000	1100000	NA	NA	NA	NA	NA	< 0.05	< 0.05	NA	< 0.05	< 0.05	< 0.20	< 0.20	< 0.23	< 0.20
Benzo(a)anthracene	0.06	0.3	NA	NA	NA	NA	NA	< 0.05	< 0.05	NA	< 0.05	< 0.05	< 0.049	< 0.049	< 0.057	< 0.049
Benzo(a)pyrene	0.2	0.3	NA	NA	NA	NA	NA	< 0.05	< 0.05	NA	< 0.05	< 0.05	< 0.098	< 0.098	< 0.11	< 0.098
Benzo(b)fluoranthene	0.08	0.3	NA	NA	NA	NA	NA	< 0.05	< 0.05	NA	< 0.05	< 0.05	< 0.049	< 0.049	< 0.057	< 0.049
Benzo(g,h,i)perylene	0.48	150	NA	NA	NA	NA	NA	< 0.05	< 0.05	NA	< 0.05	< 0.05	< 0.49	< 0.49	< 0.57	< 0.49
Benzo(k)fluoranthene	0.5	0.3	NA	NA	NA	NA	NA	< 0.05	< 0.05	NA	< 0.05	< 0.05	< 0.20	< 0.20	< 0.23	< 0.20
Chrysene	4.8	0.54	NA	NA	NA	NA	NA	< 0.05	< 0.05	NA	< 0.05	< 0.05	< 0.20	< 0.20	< 0.23	< 0.20
Dibenzo(a,h)anthracene	0.1	0.3	NA	NA	NA	NA	NA	< 0.01	< 0.01	NA	< 0.01	< 0.01	< 0.098	< 0.098	< 0.11	< 0.098
Fluoranthene	280	3700	NA	NA	NA	NA	NA	< 0.05	< 0.05	NA	< 0.05	< 0.05	< 0.49	< 0.49	< 0.57	< 0.49
Fluorene	280	140000	NA	NA	NA	NA	NA	< 0.05	< 0.05	NA	< 0.05	< 0.05	< 0.98	< 0.98	< 1.1	< 0.98
Indeno(1,2,3-cd)pyrene	0.1	0.54	NA	NA	NA	NA	NA	< 0.05	< 0.05	NA	< 0.05	< 0.05	< 0.098	< 0.098	< 0.11	< 0.098
Naphthalene	280	210	NA	NA	NA	NA	NA	< 0.10	< 0.10	NA	< 0.10	< 0.09	< 0.98	< 0.98	< 1.1	< 0.98
Phenanthrene	200	0.077	NA	NA	NA	NA	NA	< 0.05	< 0.05	NA	< 0.05	< 0.05	< 0.049	< 0.049	< 0.057	< 0.049
Pyrene	200	110000	NA	NA	NA	NA	NA	< 0.05	< 0.05	NA	< 0.05	< 0.05	< 0.98	< 0.98	< 1.1	< 0.98
SVOC-SIMs (ug/l)																
1-Methylnaphthalene	5	61	NA	NA	NA	NA	NA	NA	NA	NA	NA	NA	NA	NA	NA	NA
2-Methylnaphthalene	28	62	NA	NA	NA	NA	NA	NA	NA	0.08	NA	NA	NA	NA	NA	NA
Acenaphthene	420	150	NA	NA	NA	NA	NA	NA	NA	< 0.05	NA	NA	NA	NA	NA	NA
Acenaphthylene	420	0.3	NA	NA	NA	NA	NA	NA	NA	< 0.05	NA	NA	NA	NA	NA	NA
Anthracene	2000	1100000	NA	NA	NA	NA	NA	NA	NA	< 0.05	NA	NA	NA	NA	NA	NA
Benzo(a)anthracene	0.06	0.3	NA	NA	NA	NA	NA	NA	NA	< 0.05	NA	NA	NA	NA	NA	NA
Benzo(a)pyrene	0.2	0.3	NA	NA	NA	NA	NA	NA	NA	< 0.05	NA	NA	NA	NA	NA	NA
Benzo(b)fluoranthene	0.08	0.3	NA	NA	NA	NA	NA	NA	NA	< 0.05	NA	NA	NA	NA	NA	NA
Benzo(g,h,i)perylene	0.48	150	NA	NA	NA	NA	NA	NA	NA	< 0.05	NA	NA	NA	NA	NA	NA
Benzo(k)fluoranthene	0.5	0.3	NA	NA	NA	NA	NA	NA	NA	< 0.05	NA	NA	NA	NA	NA	NA
Chrysene	4.8	0.54	NA	NA	NA	NA	NA	NA	NA	< 0.05	NA	NA	NA	NA	NA	NA
Dibenzo(a,h)anthracene	0.1	0.3	NA	NA	NA	NA	NA	NA	NA	< 0.01	NA	NA	NA	NA	NA	NA
Fluoranthene	280	3700	NA	NA	NA	NA	NA	NA	NA	< 0.05	NA	NA	NA	NA	NA	NA
Fluorene	280	140000	NA	NA	NA	NA	NA	NA	NA	< 0.05	NA	NA	NA	NA	NA	NA
Indeno(1,2,3-cd)pyrene	0.1	0.54	NA	NA	NA	NA	NA	NA	NA	< 0.05	NA	NA	NA	NA	NA	NA
Naphthalene	280	210	NA	NA	NA	NA	NA	NA	NA	< 0.10	NA	NA	NA	NA	NA	NA
Phenanthrene	200	0.077	NA	NA	NA	NA	NA	NA	NA	< 0.05	NA	NA	NA	NA	NA	NA
Pyrene	200	110000	NA	NA	NA	NA	NA	NA	NA	< 0.05	NA	NA	NA	NA	NA	NA
Total Metals (mg/l)																
Antimony	0.006	86	NA	NA	NA	NA	NA	< 0.005	< 0.005	NA	< 0.005	0.021	< 0.0050	0.0014	< 0.0010	< 0.0010
Arsenic	0.05	0.004	NA	NA	NA	NA	NA	< 0.004	0.009	0.004	0.005	0.007	0.0021	0.0020	0.0037	0.0034
Barium	1	2.2	NA	NA	NA	NA	NA	0.947	0.789	0.077	0.886	1.25	0.94	0.67	0.71	0.74
Beryllium	0.004	0.004	NA	NA	NA	NA	NA	< 0.001	< 0.001	NA	< 0.001	< 0.001	< 0.0020	< 0.00040	< 0.00040	< 0.00040
Cadmium	0.005	0.006	NA	NA	NA	NA	NA	< 0.001	< 0.001	0.001	< 0.001	< 0.001	< 0.0025	< 0.00050	< 0.00020	< 0.00020
Calcium	NE	NE	NA	NA	NA	NA	NA	NA	NA	NA	NA	NA	NA	NA	NA	NA
Chromium	0.05	NE	NA	NA	NA	NA	NA	< 0.001	< 0.001	0.002	< 0.001	< 0.001	< 0.0050	< 0.0010	< 0.0010	< 0.0010
Cobalt	NE	NE	NA	NA	NA	NA	NA	NA	NA	NA	NA	NA	NA	NA	NA	NA
Copper	1.3	0.048	NA	NA	NA	NA	NA	< 0.005	0.010	NA	< 0.005	< 0.005	< 0.025	< 0.0050	0.0010	0.0081
Iron	NE	10	NA	NA	NA	NA	NA	NA	NA	NA	NA	NA	NA	NA	NA	NA
Lead	0.015	0.013	NA	NA	NA	NA	NA	0.003	0.004	0.002	< 0.002	0.007	< 0.0050	0.0028	0.00058	0.00099
Magnesium	NE	NE	NA	NA	NA	NA	NA	NA	NA	NA	NA	NA	NA	NA	NA	NA
Manganese	0.5	0.93	NA	NA	NA	NA	NA	NA	NA	NA	NA	NA	NA	NA	NA	NA
Mercury	0.002	0.0004	NA	NA	NA	NA	NA	< 0.0002	< 0.0002	0.0002	< 0.0002	< 0.0002	< 0.00010	< 0.00010	< 0.00010	< 0.00010
Nickel	0.1	0.88	NA	NA	NA	NA	NA	0.002	0.005	NA	0.003	0.005	< 0.025	< 0.0050	< 0.0050	< 0.0050
Potassium	NE	NE	NA	NA	NA	NA	NA	NA	NA	NA	NA	NA	NA	NA	NA	NA
Selenium	0.05	0.05	NA	NA	NA	NA	NA	< 0.010	< 0.010	0.010	< 0.010	< 0.010	< 0.025	< 0.0050	< 0.0050	< 0.0050
Silver	0.036	0.012	NA	NA	NA	NA	NA	< 0.001	< 0.001	0.001	< 0.001	< 0.001	< 0.0025	< 0.00050	< 0.00020	< 0.00020
Sodium	NE	NE	NA	NA	NA	NA	NA	NA	NA	NA	NA	< 0.0005	NA	NA	NA	NA
Thallium	0.005	0.063	NA	NA	NA	NA	NA	< 0.001	< 0.001	NA	< 0.0005	NA	< 0.0010	< 0.00020	< 0.00020	< 0.00020
Vanadium	0.05	0.27	NA	NA	NA	NA	NA	< 0.002	< 0.002	NA	< 0.002	0.004	< 0.025	< 0.0050	< 0.0050	< 0.0050
Zinc	5	0.123	NA	NA	NA	NA	NA	0.008	0.014	NA	0.005	0.009	< 0.05	0.01	< 0.01	< 0.01

Table 3
Groundwater Analytical Data
February 2013 through November 2020

Location ID Sample ID Sample Date SDG	GWPC	SWPC	MW-Y9 MW-Y9-041416 4/14/2016 16040313	MW-Y9 MW-Y9-082516 8/25/2016 16080629	MW-Y9 MW-Y9-122116-1 12/21/2016 16L1029	MW-Y9 MW-Y9-122116-2 12/21/2016 16L1029	MW-Y9 MW-Y9-20170413-1 4/13/2017 17D0656	MW-Y9 MW-Y9-082417-1 8/24/2017 GBY92749	MW-Y9 MW-Y9-111417-1 11/14/2017 17K0813	MW-Y9 MW-Y9-030618-1 3/6/2018 18C0346	MW-Y9 MW-Y9-062618-1 6/26/2018 18F1321	MW-Y9 MW-Y9-092618-1 9/26/2018 18I1195	MW-Y9 MW-Y9-121218-1 12/12/2018 18L0583	MW-Y9 MW-Y9-041719-1 4/17/2019 19D0928	MW-Y9 MW-Y9-071719-1 7/17/2019 19G0888	MW-Y9 MW-Y9-102319-1 10/23/2019 19J1470
PCBs (ug/l)																
Aroclor 1016	NE	NE	NA	NA	NA	NA	NA	NA	NA	NA	NA	NA	NA	NA	NA	NA
Aroclor 1221	NE	NE	NA	NA	NA	NA	NA	NA	NA	NA	NA	NA	NA	NA	NA	NA
Aroclor 1232	NE	NE	NA	NA	NA	NA	NA	NA	NA	NA	NA	NA	NA	NA	NA	NA
Aroclor 1242	NE	NE	NA	NA	NA	NA	NA	NA	NA	NA	NA	NA	NA	NA	NA	NA
Aroclor 1248	NE	NE	NA	NA	NA	NA	NA	NA	NA	NA	NA	NA	NA	NA	NA	NA
Aroclor 1254	NE	NE	NA	NA	NA	NA	NA	NA	NA	NA	NA	NA	NA	NA	NA	NA
Aroclor 1260	NE	NE	NA	NA	NA	NA	NA	NA	NA	NA	NA	NA	NA	NA	NA	NA
Aroclor 1262	NE	NE	NA	NA	NA	NA	NA	NA	NA	NA	NA	NA	NA	NA	NA	NA
Aroclor 1268	NE	NE	NA	NA	NA	NA	NA	NA	NA	NA	NA	NA	NA	NA	NA	NA
Total PCB Aroclors	0.5	0.5	NA	NA	NA	NA	NA	NA	NA	NA	NA	NA	NA	NA	NA	NA
Pesticides (ug/l)																
Total Pesticides	NE	NE	NA	NA	NA	NA	NA	NA	NA	NA	NA	< 0.047	< 0.040	< 0.040	< 0.044	< 0.040
Herbicides (ug/l)																
Total Herbicides	NE	NE	NA	NA	NA	NA	NA	NA	NA	NA	NA	NA	NA	NA	NA	NA
PCB Homologs (ug/l)																
Decachlorobiphenyl (PCB-209)	NE	NE	< 0.0278	< 0.0266	< 0.0050	< 0.0050	< 0.0051	< 0.0050 UJ	< 0.0048	< 0.0049	< 0.0050	< 0.0050	< 0.0049	< 0.0050	< 0.0056	< 0.0049
Dichlorobiphenyl	NE	NE	< 0.00556	< 0.00532	< 0.0010	< 0.0010	< 0.0010	< 0.0010 UJ	< 0.00096	< 0.00098	< 0.0010	< 0.0010	**0.0039**	**0.0015**	< 0.0011	< 0.00097
Heptachlorobiphenyl	NE	NE	< 0.0167	< 0.016	< 0.0030	< 0.0030	< 0.0031	< 0.0030 UJ	< 0.0029	< 0.0029	< 0.0030	< 0.0030	< 0.0029	< 0.0030	< 0.0033	< 0.0029
Hexachlorobiphenyl	NE	NE	< 0.0111	< 0.0106	< 0.0020	< 0.0020	< 0.0020	< 0.0020 UJ	< 0.0019	< 0.0020	< 0.0020	**0.0042**	< 0.0020	< 0.0020	< 0.0022	< 0.0019
Monochlorobiphenyl	NE	NE	< 0.00556	< 0.00532	< 0.0010	< 0.0010	< 0.0010	< 0.0010 UJ	< 0.00096	< 0.00098	< 0.0010	< 0.0010	**0.0019**	< 0.00099	< 0.0011	< 0.00097
Nonachlorobiphenyl	NE	NE	< 0.0278	< 0.0266	< 0.0050	< 0.0050	< 0.0051	< 0.0050 UJ	< 0.0048	< 0.0049	< 0.0050	< 0.0050	< 0.0049	< 0.0050	< 0.0056	< 0.0049
Octachlorobiphenyl	NE	NE	< 0.0167	< 0.016	< 0.0030	< 0.0030	< 0.0031	< 0.0030 UJ	< 0.0029	< 0.0029	< 0.0030	< 0.0030	< 0.0029	< 0.0030	< 0.0033	< 0.0029
Pentachlorobiphenyl	NE	NE	< 0.0111	< 0.0106	< 0.0020	< 0.0020	< 0.0020	< 0.0020 UJ	< 0.0019	**0.0033**	< 0.0020	**0.013**	< 0.0020	< 0.0020	< 0.0022	< 0.0019
Tetrachlorobiphenyl	NE	NE	< 0.0111	< 0.0106	< 0.0020	< 0.0020	< 0.0020	< 0.0020 UJ	< 0.0019	**0.0031**	< 0.0020	**0.0092**	< 0.0020	< 0.0020	< 0.0022	< 0.0019
Trichlorobiphenyl	NE	NE	< 0.00556	< 0.00532	< 0.0010	< 0.0010	< 0.0010	< 0.0010 UJ	< 0.00096	**0.0013**	< 0.0010	< 0.0010	**0.0029**	< 0.00099	< 0.0011	< 0.00097
Total PCB Homologues	**0.5**	**0.5**	< 0.0278	< 0.0266	< 0.0050	< 0.0050	< 0.0051	< 0.0050 UJ	< 0.0048	**0.0077**	< 0.0050	**0.026**	**0.0087**	**0.0015**	ND	ND

Notes:
This is a summary table. Only detected compounds are presented.
Bold = Detected above reporting limit
GWPC = Ground water protection criteria
SWPC = Surface water protection criteria
Orange highlighted cells exceed GWPC
Yellow highlighted cells exceed SWPC
Italicized criteria indicate that criteria value is from CTDEEP Recommended Criteria Values for Common Additional Polluting Substances and Alternative Criteria Requests (September 2018)
<0.01 = Not detected above the specified laboratory reporting limit
NE = Criteriion has not been established
NA = Not analyzed for specific constituent
ug/L = microgram per liter
mg/L = milligram per Liter
(1) 0.1 mg/l is the current recommended screening criteria and requires CTDEEP approval to implement. 0.25 mg/l is the proposed GWPC.
(2) 100 ug/l is the promulgated GWPC. 70 ug/l is the Drinking Water Action Level set by the Connecticut Department of Public Health.

Table 3
Groundwater Analytical Data
February 2013 through November 2020

Location ID Sample ID Sample Date SDG	GWPC	SWPC	MW-Y9 MW-Y9-012020-1 1/20/2020 20A0896	MW-Y9 MW-Y9-012020-2 1/20/2020 20A0896	MW-Y9 MW-Y9-040720-1 4/7/2020 20D0295	MW-Y9 MW-Y9-040720-2 4/7/2020 20D0295	MW-Y9 MW-Y9-071020-1 7/10/2020 20G0456	MW-Y9 MW-Y9-071020-2 7/10/2020 20G0456	MW-Y9 MW-Y9-110420-1 11/4/2020 20K0158	MW-Y9D MW-Y9-D-082417-1 8/24/2017 17H1571	MW-Y9D MW-Y9D-111417-1 11/14/2017 17K0813	MW-Y9D MW-Y9D-030618-1 3/6/2018 18C0346	MW-Y9D MW-Y9D-062618-1 6/26/2018 18F1321	MW-Y9D MW-Y9D-092618-1 9/26/2018 18I1195	MW-Y9D MW-Y9D-121218-1 12/12/2018 18L0583	MW-Y9D MW-Y9D-041719-1 4/17/2019 19D0928
CT ETPH (mg/l)																
Aliphatic Hydrocarbons (ETPH) C9-C36	**0.25**	*0.25*	**0.32**	NA	**0.29**	**0.30**	**0.22**	NA	**0.36**	NA	NA	NA	NA	NA	NA	NA
Total Petroleum Hydrocarbons	**0.25**	*0.25*	NA	NA	NA	NA	NA	NA	NA	NA	NA	NA	NA	NA	NA	NA
Unidentified	NE	NE	NA	NA	NA	NA	NA	NA	NA	NA	NA	NA	NA	NA	NA	NA
VOCs (ug/l)																
1,2,4-Trimethylbenzene	*5*	*49*	NA	NA	NA	NA	NA	NA	< 0.50	NA	NA	NA	NA	NA	NA	NA
Acetone	700	*10000*	NA	NA	NA	NA	NA	NA	< 10	NA	NA	NA	NA	NA	NA	NA
Chloroform	**6**	14100	NA	NA	NA	NA	NA	NA	< 0.50	NA	NA	NA	NA	NA	NA	NA
Chloromethane	*18*	*10000*	NA	NA	NA	NA	NA	NA	< 1.0	NA	NA	NA	NA	NA	NA	NA
Methyl Tert Butyl Ether (MTBE)	70	*10000*	NA	NA	NA	NA	NA	NA	< 0.50	NA	NA	NA	NA	NA	NA	NA
Naphthalene	280	*210*	NA	NA	NA	NA	NA	NA	< 2.0	NA	NA	NA	NA	NA	NA	NA
p-Isopropyltoluene	*25*	*200*	NA	NA	NA	NA	NA	NA	< 0.50	NA	NA	NA	NA	NA	NA	NA
Tetrachloroethylene	5	88	NA	NA	NA	NA	NA	NA	< 1.0	NA	NA	NA	NA	NA	NA	NA
Tetrahydrofuran	*4*	*9600*	NA	NA	NA	NA	NA	NA	< 10	NA	NA	NA	NA	NA	NA	NA
Toluene	1000	4000000	NA	NA	NA	NA	NA	NA	< 1.0	NA	NA	NA	NA	NA	NA	NA
Trichloroethene	5	2340	NA	NA	NA	NA	NA	NA	< 1.0	NA	NA	NA	NA	NA	NA	NA
SVOCs (ug/l)																
2-Methylnaphthalene	*28*	*62*	NA	NA	NA	NA	NA	NA	< 1.0	NA	NA	NA	NA	NA	NA	NA
Acenaphthene	*420*	*150*	NA	NA	NA	NA	NA	NA	< 0.30	NA	NA	NA	NA	NA	NA	NA
Acenaphthylene	420	**0.3**	NA	NA	NA	NA	NA	NA	< 0.20	NA	NA	NA	NA	NA	NA	NA
Anthracene	2000	1100000	NA	NA	NA	NA	NA	NA	< 0.20	NA	NA	NA	NA	NA	NA	NA
Benzo(a)anthracene	**0.06**	**0.3**	NA	NA	NA	NA	NA	NA	< 0.050	NA	NA	NA	NA	NA	NA	NA
Benzo(a)pyrene	**0.2**	**0.3**	NA	NA	NA	NA	NA	NA	< 0.10	NA	NA	NA	NA	NA	NA	NA
Benzo(b)fluoranthene	**0.08**	**0.3**	NA	NA	NA	NA	NA	NA	< 0.050	NA	NA	NA	NA	NA	NA	NA
Benzo(g,h,i)perylene	*0.48*	*150*	NA	NA	NA	NA	NA	NA	< 0.50	NA	NA	NA	NA	NA	NA	NA
Benzo(k)fluoranthene	**0.5**	**0.3**	NA	NA	NA	NA	NA	NA	< 0.20	NA	NA	NA	NA	NA	NA	NA
Chrysene	*4.8*	*0.54*	NA	NA	NA	NA	NA	NA	< 0.20	NA	NA	NA	NA	NA	NA	NA
Dibenzo(a,h)anthracene	*0.1*	*0.3*	NA	NA	NA	NA	NA	NA	< 0.10	NA	NA	NA	NA	NA	NA	NA
Fluoranthene	280	3700	NA	NA	NA	NA	NA	NA	< 0.50	NA	NA	NA	NA	NA	NA	NA
Fluorene	280	140000	NA	NA	NA	NA	NA	NA	< 1.0	NA	NA	NA	NA	NA	NA	NA
Indeno(1,2,3-cd)pyrene	*0.1*	*0.54*	NA	NA	NA	NA	NA	NA	< 0.10	NA	NA	NA	NA	NA	NA	NA
Naphthalene	280	*210*	NA	NA	NA	NA	NA	NA	< 1.0	NA	NA	NA	NA	NA	NA	NA
Phenanthrene	200	**0.077**	NA	NA	NA	NA	NA	NA	< 0.050	NA	NA	NA	NA	NA	NA	NA
Pyrene	200	110000	NA	NA	NA	NA	NA	NA	< 1.0	NA	NA	NA	NA	NA	NA	NA
SVOC-SIMs (ug/l)																
1-Methylnaphthalene	*5*	*61*	NA	NA	NA	NA	NA	NA	NA	NA	NA	NA	NA	NA	NA	NA
2-Methylnaphthalene	*28*	*62*	NA	NA	NA	NA	NA	NA	NA	NA	NA	NA	NA	NA	NA	NA
Acenaphthene	*420*	*150*	NA	NA	NA	NA	NA	NA	NA	NA	NA	NA	NA	NA	NA	NA
Acenaphthylene	420	0.3	NA	NA	NA	NA	NA	NA	NA	NA	NA	NA	NA	NA	NA	NA
Anthracene	2000	1100000	NA	NA	NA	NA	NA	NA	NA	NA	NA	NA	NA	NA	NA	NA
Benzo(a)anthracene	**0.06**	0.3	NA	NA	NA	NA	NA	NA	NA	NA	NA	NA	NA	NA	NA	NA
Benzo(a)pyrene	0.2	0.3	NA	NA	NA	NA	NA	NA	NA	NA	NA	NA	NA	NA	NA	NA
Benzo(b)fluoranthene	**0.08**	0.3	NA	NA	NA	NA	NA	NA	NA	NA	NA	NA	NA	NA	NA	NA
Benzo(g,h,i)perylene	*0.48*	*150*	NA	NA	NA	NA	NA	NA	NA	NA	NA	NA	NA	NA	NA	NA
Benzo(k)fluoranthene	0.5	0.3	NA	NA	NA	NA	NA	NA	NA	NA	NA	NA	NA	NA	NA	NA
Chrysene	*4.8*	*0.54*	NA	NA	NA	NA	NA	NA	NA	NA	NA	NA	NA	NA	NA	NA
Dibenzo(a,h)anthracene	*0.1*	*0.3*	NA	NA	NA	NA	NA	NA	NA	NA	NA	NA	NA	NA	NA	NA
Fluoranthene	280	3700	NA	NA	NA	NA	NA	NA	NA	NA	NA	NA	NA	NA	NA	NA
Fluorene	280	140000	NA	NA	NA	NA	NA	NA	NA	NA	NA	NA	NA	NA	NA	NA
Indeno(1,2,3-cd)pyrene	*0.1*	*0.54*	NA	NA	NA	NA	NA	NA	NA	NA	NA	NA	NA	NA	NA	NA
Naphthalene	280	*210*	NA	NA	NA	NA	NA	NA	NA	NA	NA	NA	NA	NA	NA	NA
Phenanthrene	200	**0.077**	NA	NA	NA	NA	NA	NA	NA	NA	NA	NA	NA	NA	NA	NA
Pyrene	200	110000	NA	NA	NA	NA	NA	NA	NA	NA	NA	NA	NA	NA	NA	NA
Total Metals (mg/l)																
Antimony	**0.006**	86	< 0.0010	< 0.0010	< 0.0010	< 0.0010	< 0.0010	< 0.0010	< 0.0010	NA	NA	NA	NA	NA	NA	NA
Arsenic	**0.05**	**0.004**	**0.0012**	**0.0017**	< 0.00080	**0.0013**	**0.0020**	**0.0018**	**0.0021**	NA	NA	NA	NA	NA	NA	NA
Barium	**1**	**2.2**	**1.3**	**1.4**	**1.2**	**1.2**	**0.93**	**0.93**	**0.46**	NA	NA	NA	NA	NA	NA	NA
Beryllium	**0.004**	**0.004**	< 0.00040	< 0.00040	< 0.00040	< 0.00040	< 0.00040	< 0.00040	< 0.00040	NA	NA	NA	NA	NA	NA	NA
Cadmium	0.005	0.006	< 0.00020	< 0.00020	< 0.00020	< 0.00020	< 0.00020	< 0.00020	< 0.00020	NA	NA	NA	NA	NA	NA	NA
Calcium	NE	NE	NA	NA	NA	NA	NA	NA	NA	NA	NA	NA	NA	NA	NA	NA
Chromium	**0.05**	NE	< 0.0010	< 0.0010	< 0.0010	< 0.0010	**0.0014**	**0.0014**	**0.0012**	NA	NA	NA	NA	NA	NA	NA
Cobalt	NE	NE	NA	NA	NA	NA	NA	NA	< 0.0010	NA	NA	NA	NA	NA	NA	NA
Copper	1.3	**0.048**	**0.0023**	**0.0027**	**0.0042**	**0.0043**	**0.0018**	**0.0018**	**0.0096**	NA	NA	NA	NA	NA	NA	NA
Iron	NE	*10*	NA	NA	NA	NA	NA	NA	**6.8**	NA	NA	NA	NA	NA	NA	NA
Lead	**0.015**	**0.013**	**0.0017**	**0.0018**	**0.0045**	**0.0046**	**0.00082**	**0.00084**	**0.0014**	NA	NA	NA	NA	NA	NA	NA
Magnesium	NE	NE	NA	NA	NA	NA	NA	NA	**18**	NA	NA	NA	NA	NA	NA	NA
Manganese	*0.5*	*0.93*	NA	NA	NA	NA	NA	NA	NA	NA	NA	NA	NA	NA	NA	NA
Mercury	0.002	0.0004	< 0.00010	< 0.00010	< 0.00010	< 0.00010	< 0.00010	< 0.00010	< 0.00010	NA	NA	NA	NA	NA	NA	NA
Nickel	**0.1**	**0.88**	< 0.0050	< 0.0050	< 0.0050	< 0.0050	< 0.0050	< 0.0050	< 0.0050	NA	NA	NA	NA	NA	NA	NA
Potassium	NE	NE	NA	NA	NA	NA	NA	NA	NA	NA	NA	NA	NA	NA	NA	NA
Selenium	0.05	0.05	< 0.0050	< 0.0050	< 0.0050	< 0.0050	< 0.0050	< 0.0050	< 0.0050	NA	NA	NA	NA	NA	NA	NA
Silver	0.036	0.012	< 0.00020	< 0.00020	< 0.00020	< 0.00020	< 0.00020	< 0.00020	< 0.00020	NA	NA	NA	NA	NA	NA	NA
Sodium	NE	NE	NA	NA	NA	NA	NA	NA	NA	NA	NA	NA	NA	NA	NA	NA
Thallium	**0.005**	0.063	< 0.00020	< 0.00020	< 0.00020	< 0.00020	< 0.00020	< 0.00020	< 0.00020	NA	NA	NA	NA	NA	NA	NA
Vanadium	**0.05**	*0.27*	< 0.0050	< 0.0050	< 0.0050	< 0.0050	< 0.0050	< 0.0050	< 0.0050	NA	NA	NA	NA	NA	NA	NA
Zinc	**5**	**0.123**	< 0.01	< 0.01	< 0.01	< 0.01	< 0.01	< 0.01	**0.017**	NA	NA	NA	NA	NA	NA	NA

Table 3
Groundwater Analytical Data
February 2013 through November 2020

Location ID Sample ID Sample Date SDG	GWPC	SWPC	MW-Y9 MW-Y9-012020-1 1/20/2020 20A0896	MW-Y9 MW-Y9-012020-2 1/20/2020 20A0896	MW-Y9 MW-Y9-040720-1 4/7/2020 20D0295	MW-Y9 MW-Y9-040720-2 4/7/2020 20D0295	MW-Y9 MW-Y9-071020-1 7/10/2020 20G0456	MW-Y9 MW-Y9-071020-2 7/10/2020 20G0456	MW-Y9 MW-Y9-110420-1 11/4/2020 20K0158	MW-Y9D MW-Y9-D-082417-1 8/24/2017 17H1571	MW-Y9D MW-Y9D-111417-1 11/14/2017 17K0813	MW-Y9D MW-Y9D-030618-1 3/6/2018 18C0346	MW-Y9D MW-Y9D-062618-1 6/26/2018 18F1321	MW-Y9D MW-Y9D-092618-1 9/26/2018 18I1195	MW-Y9D MW-Y9D-121218-1 12/12/2018 18L0583	MW-Y9D MW-Y9D-041719-1 4/17/2019 19D0928
PCBs (ug/l)																
Aroclor 1016	NE	NE	NA	NA	NA	NA	NA	NA	NA	NA	NA	NA	NA	NA	NA	NA
Aroclor 1221	NE	NE	NA	NA	NA	NA	NA	NA	NA	NA	NA	NA	NA	NA	NA	NA
Aroclor 1232	NE	NE	NA	NA	NA	NA	NA	NA	NA	NA	NA	NA	NA	NA	NA	NA
Aroclor 1242	NE	NE	NA	NA	NA	NA	NA	NA	NA	NA	NA	NA	NA	NA	NA	NA
Aroclor 1248	NE	NE	NA	NA	NA	NA	NA	NA	NA	NA	NA	NA	NA	NA	NA	NA
Aroclor 1254	NE	NE	NA	NA	NA	NA	NA	NA	NA	NA	NA	NA	NA	NA	NA	NA
Aroclor 1260	NE	NE	NA	NA	NA	NA	NA	NA	NA	NA	NA	NA	NA	NA	NA	NA
Aroclor 1262	NE	NE	NA	NA	NA	NA	NA	NA	NA	NA	NA	NA	NA	NA	NA	NA
Aroclor 1268	NE	NE	NA	NA	NA	NA	NA	NA	NA	NA	NA	NA	NA	NA	NA	NA
Total PCB Aroclors	0.5	0.5	NA	NA	NA	NA	NA	NA	NA	NA	NA	NA	NA	NA	NA	NA
Pesticides (ug/l)																
Total Pesticides	NE	NE	< 0.041	< 0.040	< 0.040	< 0.038	< 0.039	< 0.039	< 0.040	NA	NA	NA	NA	NA	NA	NA
Herbicides (ug/l)																
Total Herbicides	NE	NE	NA	NA	NA	NA	NA	NA	< 1.2	NA	NA	NA	NA	NA	NA	NA
PCB Homologs (ug/l)																
Decachlorobiphenyl (PCB-209)	NE	NE	< 0.0048	< 0.0051	< 0.0048	< 0.0047	< 0.0050	< 0.0050	< 0.0050	< 0.0050 UJ	< 0.0048	< 0.0049	< 0.0050	< 0.0052	< 0.0049	< 0.0050
Dichlorobiphenyl	NE	NE	**0.0016**	< 0.0010	< 0.00096	< 0.00095	< 0.0010	< 0.0010	< 0.00099	< 0.0010 UJ	< 0.00096	< 0.00097	< 0.0010	**0.0076**	**0.0013**	**0.0012**
Heptachlorobiphenyl	NE	NE	< 0.0029	< 0.0031	< 0.0029	< 0.0028	< 0.0030	< 0.0030	< 0.0030	< 0.0030 UJ	< 0.0029	< 0.0029	< 0.0030	< 0.0031	< 0.0029	< 0.0030
Hexachlorobiphenyl	NE	NE	< 0.0019	< 0.0020	< 0.0019	< 0.0019	< 0.0020	< 0.0020	< 0.0020	< 0.0020 UJ	< 0.0019	< 0.0019	< 0.0020	< 0.0021	< 0.0020	< 0.0020
Monochlorobiphenyl	NE	NE	< 0.00096	< 0.0010	< 0.00096	< 0.00095	< 0.0010	< 0.0010	< 0.00099	< 0.0010 UJ	< 0.00096	< 0.00097	< 0.0010	**0.0082**	**0.0013**	< 0.0010
Nonachlorobiphenyl	NE	NE	< 0.0048	< 0.0051	< 0.0048	< 0.0047	< 0.0050	< 0.0050	< 0.0050	< 0.0050 UJ	< 0.0048	< 0.0049	< 0.0050	< 0.0052	< 0.0049	< 0.0050
Octachlorobiphenyl	NE	NE	< 0.0029	< 0.0031	< 0.0029	< 0.0028	< 0.0030	< 0.0030	< 0.0030	< 0.0030 UJ	< 0.0029	< 0.0029	< 0.0030	< 0.0031	< 0.0029	< 0.0030
Pentachlorobiphenyl	NE	NE	< 0.0019	< 0.0020	< 0.0019	< 0.0019	< 0.0020	< 0.0020	< 0.0020	< 0.0020 UJ	< 0.0019	< 0.0019	< 0.0020	< 0.0021	< 0.0020	< 0.0020
Tetrachlorobiphenyl	NE	NE	< 0.0019	< 0.0020	< 0.0019	< 0.0019	< 0.0020	< 0.0020	< 0.0020	< 0.0020 UJ	< 0.0019	< 0.0019	< 0.0020	< 0.0021	< 0.0020	< 0.0020
Trichlorobiphenyl	NE	NE	< 0.0019	< 0.0020	< 0.0019	< 0.0019	< 0.0020	< 0.0020	< 0.0020	< 0.0010 UJ	< 0.00096	< 0.00097	< 0.0010	< 0.0010	< 0.00098	< 0.0010
Total PCB Homologues	**0.5**	**0.5**	**0.0016**	< 0.0051	< 0.0048	< 0.0047	< 0.0050	< 0.0050	ND	< 0.0050 UJ	< 0.0048	< 0.0049	< 0.0050	**0.016**	**0.0027**	**0.0012**

Notes:
This is a summary table. Only detected compounds are presented.
Bold = Detected above reporting limit
GWPC = Ground water protection criteria
SWPC = Surface water protection criteria
Orange highlighted cells exceed GWPC
Yellow highlighted cells exceed SWPC
Italicized criteria indicate that criteria value is from CTDEEP Recommended Criteria Values for Common Additional Polluting Substances and Alternative Criteria Requests (September 2018)
<0.01 = Not detected above the specified laboratory reporting limit
NE = Criteriion has not been established
NA = Not analyzed for specific constituent
ug/L = microgram per liter
mg/L = milligram per Liter
(1) 0.1 mg/l is the current recommended screening criteria and requires CTDEEP approval to implement. 0.25 mg/l is the proposed GWPC.
(2) 100 ug/l is the promulgated GWPC. 70 ug/l is the Drinking Water Action Level set by the Connecticut Department of Public Health.

Table 3
Groundwater Analytical Data
February 2013 through November 2020

Location ID Sample ID Sample Date SDG	GWPC	SWPC	MW-Y9D MW-Y9D-071719-1 7/17/2019 19G0888	MW-Y9D MW-Y9D-102319-1 10/23/2019 19J1470	MW-Y9D MW-Y9D-012020-1 1/20/2020 20A0896	MW-Y9D MW-Y9D-040720-1 4/7/2020 20D0295	MW-Y9D MW-Y9D-071020-1 7/10/2020 20G0456	MW-Y9D MW-Y9D-110420-1 11/4/2020 20K0178	ODG-F3 DGF3-092618-1 9/26/2018 18I1259	ODG-F3 ODG-FS-04161-1 4/16/2019 19D0864	ODG-F3 ODG-F3-041619-2 4/16/2019 19D0864	ODG-F3 ODG-F3-072419-1 7/24/2019 19G1370	ODG-F3 ODG-F3-072419-2 7/24/2019 19G1370	ODG-F3 ODG-F3-102219-1 10/22/2019 19J1353	ODG-F3 ODG-F3-102219-2 10/22/2019 19J1353	ODG-F3 ODG-F3-011720-1 1/17/2020 20A0803
CT ETPH (mg/l)																
Aliphatic Hydrocarbons (ETPH) C9-C36	**0.25**	*0.25*	NA	NA	< 0.15	< 0.14	< 0.15	< 0.15	NA	NA	NA	NA	NA	NA	NA	NA
Total Petroleum Hydrocarbons	**0.25**	*0.25*	NA	NA	NA	NA	NA	NA	NA	NA	NA	NA	NA	NA	NA	NA
Unidentified	NE	NE	NA	NA	NA	NA	NA	NA	NA	NA	NA	NA	NA	NA	NA	NA
VOCs (ug/l)																
1,2,4-Trimethylbenzene	*5*	*49*	NA	NA	NA	NA	NA	NA	NA	NA	NA	NA	NA	NA	NA	NA
Acetone	700	*10000*	NA	NA	NA	NA	NA	NA	NA	NA	NA	NA	NA	NA	NA	NA
Chloroform	**6**	14100	NA	NA	NA	NA	NA	NA	NA	NA	NA	NA	NA	NA	NA	NA
Chloromethane	*18*	*10000*	NA	NA	NA	NA	NA	NA	NA	NA	NA	NA	NA	NA	NA	NA
Methyl Tert Butyl Ether (MTBE)	70	*10000*	NA	NA	NA	NA	NA	NA	NA	NA	NA	NA	NA	NA	NA	NA
Naphthalene	280	*210*	NA	NA	NA	NA	NA	NA	NA	NA	NA	NA	NA	NA	NA	NA
p-Isopropyltoluene	*25*	*200*	NA	NA	NA	NA	NA	NA	NA	NA	NA	NA	NA	NA	NA	NA
Tetrachloroethylene	5	88	NA	NA	NA	NA	NA	NA	NA	NA	NA	NA	NA	NA	NA	NA
Tetrahydrofuran	*4*	*9600*	NA	NA	NA	NA	NA	NA	NA	NA	NA	NA	NA	NA	NA	NA
Toluene	1000	4000000	NA	NA	NA	NA	NA	NA	NA	NA	NA	NA	NA	NA	NA	NA
Trichloroethene	5	2340	NA	NA	NA	NA	NA	NA	NA	NA	NA	NA	NA	NA	NA	NA
SVOCs (ug/l)																
2-Methylnaphthalene	*28*	*62*	NA	NA	NA	NA	NA	NA	NA	NA	NA	NA	NA	NA	NA	NA
Acenaphthene	*420*	*150*	NA	NA	NA	NA	NA	NA	NA	NA	NA	NA	NA	NA	NA	NA
Acenaphthylene	420	**0.3**	NA	NA	NA	NA	NA	NA	NA	NA	NA	NA	NA	NA	NA	NA
Anthracene	2000	1100000	NA	NA	NA	NA	NA	NA	NA	NA	NA	NA	NA	NA	NA	NA
Benzo(a)anthracene	**0.06**	**0.3**	NA	NA	NA	NA	NA	NA	NA	NA	NA	NA	NA	NA	NA	NA
Benzo(a)pyrene	**0.2**	**0.3**	NA	NA	NA	NA	NA	NA	NA	NA	NA	NA	NA	NA	NA	NA
Benzo(b)fluoranthene	**0.08**	**0.3**	NA	NA	NA	NA	NA	NA	NA	NA	NA	NA	NA	NA	NA	NA
Benzo(g,h,i)perylene	*0.48*	*150*	NA	NA	NA	NA	NA	NA	NA	NA	NA	NA	NA	NA	NA	NA
Benzo(k)fluoranthene	**0.5**	**0.3**	NA	NA	NA	NA	NA	NA	NA	NA	NA	NA	NA	NA	NA	NA
Chrysene	*4.8*	*0.54*	NA	NA	NA	NA	NA	NA	NA	NA	NA	NA	NA	NA	NA	NA
Dibenzo(a,h)anthracene	*0.1*	*0.3*	NA	NA	NA	NA	NA	NA	NA	NA	NA	NA	NA	NA	NA	NA
Fluoranthene	280	3700	NA	NA	NA	NA	NA	NA	NA	NA	NA	NA	NA	NA	NA	NA
Fluorene	280	140000	NA	NA	NA	NA	NA	NA	NA	NA	NA	NA	NA	NA	NA	NA
Indeno(1,2,3-cd)pyrene	*0.1*	*0.54*	NA	NA	NA	NA	NA	NA	NA	NA	NA	NA	NA	NA	NA	NA
Naphthalene	280	*210*	NA	NA	NA	NA	NA	NA	NA	NA	NA	NA	NA	NA	NA	NA
Phenanthrene	200	**0.077**	NA	NA	NA	NA	NA	NA	NA	NA	NA	NA	NA	NA	NA	NA
Pyrene	200	110000	NA	NA	NA	NA	NA	NA	NA	NA	NA	NA	NA	NA	NA	NA
SVOC-SIMs (ug/l)																
1-Methylnaphthalene	*5*	*61*	NA	NA	NA	NA	NA	NA	NA	NA	NA	NA	NA	NA	NA	NA
2-Methylnaphthalene	*28*	*62*	NA	NA	NA	NA	NA	NA	NA	NA	NA	NA	NA	NA	NA	NA
Acenaphthene	*420*	*150*	NA	NA	NA	NA	NA	NA	NA	NA	NA	NA	NA	NA	NA	NA
Acenaphthylene	420	0.3	NA	NA	NA	NA	NA	NA	NA	NA	NA	NA	NA	NA	NA	NA
Anthracene	2000	1100000	NA	NA	NA	NA	NA	NA	NA	NA	NA	NA	NA	NA	NA	NA
Benzo(a)anthracene	**0.06**	0.3	NA	NA	NA	NA	NA	NA	NA	NA	NA	NA	NA	NA	NA	NA
Benzo(a)pyrene	0.2	0.3	NA	NA	NA	NA	NA	NA	NA	NA	NA	NA	NA	NA	NA	NA
Benzo(b)fluoranthene	**0.08**	0.3	NA	NA	NA	NA	NA	NA	NA	NA	NA	NA	NA	NA	NA	NA
Benzo(g,h,i)perylene	*0.48*	*150*	NA	NA	NA	NA	NA	NA	NA	NA	NA	NA	NA	NA	NA	NA
Benzo(k)fluoranthene	0.5	0.3	NA	NA	NA	NA	NA	NA	NA	NA	NA	NA	NA	NA	NA	NA
Chrysene	*4.8*	*0.54*	NA	NA	NA	NA	NA	NA	NA	NA	NA	NA	NA	NA	NA	NA
Dibenzo(a,h)anthracene	*0.1*	*0.3*	NA	NA	NA	NA	NA	NA	NA	NA	NA	NA	NA	NA	NA	NA
Fluoranthene	280	3700	NA	NA	NA	NA	NA	NA	NA	NA	NA	NA	NA	NA	NA	NA
Fluorene	280	140000	NA	NA	NA	NA	NA	NA	NA	NA	NA	NA	NA	NA	NA	NA
Indeno(1,2,3-cd)pyrene	*0.1*	*0.54*	NA	NA	NA	NA	NA	NA	NA	NA	NA	NA	NA	NA	NA	NA
Naphthalene	280	*210*	NA	NA	NA	NA	NA	NA	NA	NA	NA	NA	NA	NA	NA	NA
Phenanthrene	200	**0.077**	NA	NA	NA	NA	NA	NA	NA	NA	NA	NA	NA	NA	NA	NA
Pyrene	200	110000	NA	NA	NA	NA	NA	NA	NA	NA	NA	NA	NA	NA	NA	NA
Total Metals (mg/l)																
Antimony	**0.006**	86	NA	NA	< 0.0010	< 0.0010	< 0.0010	< 0.0010	NA	NA	NA	NA	NA	NA	NA	NA
Arsenic	**0.05**	**0.004**	NA	NA	< 0.00080	< 0.00080	< 0.00080	< 0.00080	NA	NA	NA	NA	NA	NA	NA	NA
Barium	**1**	**2.2**	NA	NA	**0.11**	**0.11**	**0.12**	**0.11**	NA	NA	NA	NA	NA	NA	NA	NA
Beryllium	**0.004**	**0.004**	NA	NA	< 0.00040	< 0.00040	< 0.00040	< 0.00040	NA	NA	NA	NA	NA	NA	NA	NA
Cadmium	0.005	0.006	NA	NA	< 0.00020	< 0.00020	< 0.00020	< 0.00020	NA	NA	NA	NA	NA	NA	NA	NA
Calcium	NE	NE	NA	NA	NA	NA	NA	NA	NA	NA	NA	NA	NA	NA	NA	NA
Chromium	**0.05**	NE	NA	NA	< 0.0010	< 0.0010	< 0.0010	**0.0016**	NA	NA	NA	NA	NA	NA	NA	NA
Cobalt	NE	NE	NA	NA	NA	NA	NA	NA	NA	NA	NA	NA	NA	NA	NA	NA
Copper	1.3	**0.048**	NA	NA	< 0.0010	< 0.0010	**0.0011**	**0.0011**	NA	NA	NA	NA	NA	NA	NA	NA
Iron	NE	*10*	NA	NA	NA	NA	NA	NA	NA	NA	NA	NA	NA	NA	NA	NA
Lead	**0.015**	**0.013**	NA	NA	< 0.00050	< 0.00050	< 0.00050	< 0.00050	NA	NA	NA	NA	NA	NA	NA	NA
Magnesium	NE	NE	NA	NA	NA	NA	NA	NA	NA	NA	NA	NA	NA	NA	NA	NA
Manganese	*0.5*	*0.93*	NA	NA	NA	NA	NA	NA	NA	NA	NA	NA	NA	NA	NA	NA
Mercury	0.002	0.0004	NA	NA	< 0.00010	< 0.00010	< 0.00010	< 0.00010	NA	NA	NA	NA	NA	NA	NA	NA
Nickel	**0.1**	**0.88**	NA	NA	< 0.0050	< 0.0050	< 0.0050	< 0.0050	NA	NA	NA	NA	NA	NA	NA	NA
Potassium	NE	NE	NA	NA	NA	NA	NA	NA	NA	NA	NA	NA	NA	NA	NA	NA
Selenium	0.05	0.05	NA	NA	< 0.0050	< 0.0050	< 0.0050	< 0.0050	NA	NA	NA	NA	NA	NA	NA	NA
Silver	0.036	0.012	NA	NA	< 0.00020	< 0.00020	< 0.00020	< 0.00020	NA	NA	NA	NA	NA	NA	NA	NA
Sodium	NE	NE	NA	NA	NA	NA	NA	NA	NA	NA	NA	NA	NA	NA	NA	NA
Thallium	**0.005**	0.063	NA	NA	< 0.00020	< 0.00020	< 0.00020	< 0.00020	NA	NA	NA	NA	NA	NA	NA	NA
Vanadium	**0.05**	*0.27*	NA	NA	< 0.0050	< 0.0050	< 0.0050	< 0.0050	NA	NA	NA	NA	NA	NA	NA	NA
Zinc	**5**	**0.123**	NA	NA	< 0.01	< 0.01	< 0.01	< 0.01	NA	NA	NA	NA	NA	NA	NA	NA

Table 3
Groundwater Analytical Data
February 2013 through November 2020

Location ID Sample ID Sample Date SDG	GWPC	SWPC	MW-Y9D MW-Y9D-071719-1 7/17/2019 19G0888	MW-Y9D MW-Y9D-102319-1 10/23/2019 19J1470	MW-Y9D MW-Y9D-012020-1 1/20/2020 20A0896	MW-Y9D MW-Y9D-040720-1 4/7/2020 20D0295	MW-Y9D MW-Y9D-071020-1 7/10/2020 20G0456	MW-Y9D MW-Y9D-110420-1 11/4/2020 20K0178	ODG-F3 DGF3-092618-1 9/26/2018 18I1259	ODG-F3 ODG-FS-04161-1 4/16/2019 19D0864	ODG-F3 ODG-F3-041619-2 4/16/2019 19D0864	ODG-F3 ODG-F3-072419-1 7/24/2019 19G1370	ODG-F3 ODG-F3-072419-2 7/24/2019 19G1370	ODG-F3 ODG-F3-102219-1 10/22/2019 19J1353	ODG-F3 ODG-F3-102219-2 10/22/2019 19J1353	ODG-F3 ODG-F3-011720-1 1/17/2020 20A0803
PCBs (ug/l)																
Aroclor 1016	NE	NE	NA	NA	NA	NA	NA	NA	NA	NA	NA	NA	NA	NA	NA	NA
Aroclor 1221	NE	NE	NA	NA	NA	NA	NA	NA	NA	NA	NA	NA	NA	NA	NA	NA
Aroclor 1232	NE	NE	NA	NA	NA	NA	NA	NA	NA	NA	NA	NA	NA	NA	NA	NA
Aroclor 1242	NE	NE	NA	NA	NA	NA	NA	NA	NA	NA	NA	NA	NA	NA	NA	NA
Aroclor 1248	NE	NE	NA	NA	NA	NA	NA	NA	NA	NA	NA	NA	NA	NA	NA	NA
Aroclor 1254	NE	NE	NA	NA	NA	NA	NA	NA	NA	NA	NA	NA	NA	NA	NA	NA
Aroclor 1260	NE	NE	NA	NA	NA	NA	NA	NA	NA	NA	NA	NA	NA	NA	NA	NA
Aroclor 1262	NE	NE	NA	NA	NA	NA	NA	NA	NA	NA	NA	NA	NA	NA	NA	NA
Aroclor 1268	NE	NE	NA	NA	NA	NA	NA	NA	NA	NA	NA	NA	NA	NA	NA	NA
Total PCB Aroclors	0.5	0.5	NA	NA	NA	NA	NA	NA	NA	NA	NA	NA	NA	NA	NA	NA
Pesticides (ug/l)																
Total Pesticides	NE	NE	NA	NA	NA	NA	NA	NA	NA	NA	NA	NA	NA	NA	NA	NA
Herbicides (ug/l)																
Total Herbicides	NE	NE	NA	NA	NA	NA	NA	NA	NA	NA	NA	NA	NA	NA	NA	NA
PCB Homologs (ug/l)																
Decachlorobiphenyl (PCB-209)	NE	NE	< 0.0050	< 0.0048	< 0.0052	< 0.0049	< 0.0050	< 0.0052	< 0.0050	< 0.0055	< 0.0054	< 0.0051	< 0.0051	< 0.0051	< 0.0051	< 0.0052
Dichlorobiphenyl	NE	NE	**0.013**	**0.0023**	< 0.0010	< 0.00097	< 0.0010	< 0.0010	< 0.0010	**0.43**	**0.38**	**0.38**	**0.33**	**0.13**	**0.14**	**0.052**
Heptachlorobiphenyl	NE	NE	< 0.0030	< 0.0029	< 0.0031	< 0.0029	< 0.0030	< 0.0031	< 0.0030	< 0.0033	< 0.0032	< 0.0031	< 0.0030	< 0.0030	< 0.0031	< 0.0031
Hexachlorobiphenyl	NE	NE	< 0.0020	< 0.0019	< 0.0021	< 0.0019	< 0.0020	< 0.0021	< 0.0020	< 0.0022	< 0.0022	< 0.0020	< 0.0020	< 0.0020	< 0.0020	< 0.0021
Monochlorobiphenyl	NE	NE	**0.012**	**0.0014**	< 0.0010	< 0.00097	< 0.0010	< 0.0010	< 0.0010	**0.33**	**0.26**	**0.16**	**0.14**	**0.025**	**0.025**	**0.024**
Nonachlorobiphenyl	NE	NE	< 0.0050	< 0.0048	< 0.0052	< 0.0049	< 0.0050	< 0.0052	< 0.0050	< 0.0055	< 0.0054	< 0.0051	< 0.0051	< 0.0051	< 0.0051	< 0.0052
Octachlorobiphenyl	NE	NE	< 0.0030	< 0.0029	< 0.0031	< 0.0029	< 0.0030	< 0.0031	< 0.0030	< 0.0033	< 0.0032	< 0.0031	< 0.0030	< 0.0030	< 0.0031	< 0.0031
Pentachlorobiphenyl	NE	NE	< 0.0020	< 0.0019	< 0.0021	< 0.0019	< 0.0020	< 0.0021	**0.0030**	**0.016**	**0.015**	< 0.0020	**0.017**	**0.0092**	**0.012**	**0.0052**
Tetrachlorobiphenyl	NE	NE	< 0.0020	< 0.0019	< 0.0021	< 0.0019	< 0.0020	< 0.0021	**0.013**	**0.13**	**0.12**	**0.16**	**0.15**	**0.085**	**0.098**	**0.051**
Trichlorobiphenyl	NE	NE	< 0.0010	< 0.00096	< 0.0021	< 0.0019	< 0.0020	< 0.0021	**0.0017**	**0.23**	**0.21**	**0.30**	**0.27**	**0.15**	**0.16**	**0.076**
Total PCB Homologues	**0.5**	**0.5**	**0.025**	**0.0036**	< 0.0052	< 0.0049	< 0.0050	ND	**0.018**	**1.1**	**0.99**	**0.99**	**0.90**	**0.40**	**0.44**	**0.21**

Notes:
This is a summary table. Only detected compounds are presented.
Bold = Detected above reporting limit
GWPC = Ground water protection criteria
SWPC = Surface water protection criteria
Orange highlighted cells exceed GWPC
Yellow highlighted cells exceed SWPC
Italicized criteria indicate that criteria value is from CTDEEP Recommended Criteria Values for Common Additional Polluting Substances and Alternative Criteria Requests (September 2018)
<0.01 = Not detected above the specified laboratory reporting limit
NE = Criteriion has not been established
NA = Not analyzed for specific constituent
ug/L = microgram per liter
mg/L = milligram per Liter
(1) 0.1 mg/l is the current recommended screening criteria and requires CTDEEP approval to implement. 0.25 mg/l is the proposed GWPC.
(2) 100 ug/l is the promulgated GWPC. 70 ug/l is the Drinking Water Action Level set by the Connecticut Department of Public Health.

Table 3
Groundwater Analytical Data
February 2013 through November 2020

Location ID Sample ID Sample Date SDG	GWPC	SWPC	ODG-F3 ODG-F3-011720-2 1/17/2020 20A0803	ODG-F3 OD6-F3-040620-1 4/6/2020 20D0235	ODG-F3 OD6-F3-040620-2 4/6/2020 20D0235	ODG-F3 ODG-F3-070820-1 7/8/2020 20G0359	ODG-F3 ODG-F3-070820-2 7/8/2020 20G0359	ODG-F3 ODG-F3-110220-1 11/2/2020 20K0040	ODG-F3 ODG-F3-110220-2 11/2/2020 20K0040	ODG-F4 UGF4-092618-1 9/26/2018 18I1259	ODG-F4 OUG-F4-041619-1 4/16/2019 19D0864	ODG-F4 UGF4-092618-2 9/26/2018 18I1259	ODG-F4 ODF-F4-072419-1 7/24/2019 19G1370	ODG-F4 ODG-F4-102319-1 10/23/2019 19J1468	ODG-F4 ODG-F4-110220-1 11/2/2020 20K0040	ODG-F6/7 ODG-F6/7-110220-1 11/2/2020 20K0040
CT ETPH (mg/l)																
Aliphatic Hydrocarbons (ETPH) C9-C36	**0.25**	*0.25*	NA	NA	NA	NA	NA	NA	NA	NA	NA	NA	NA	NA	NA	NA
Total Petroleum Hydrocarbons	**0.25**	*0.25*	NA	NA	NA	NA	NA	NA	NA	NA	NA	NA	NA	NA	NA	NA
Unidentified	NE	NE	NA	NA	NA	NA	NA	NA	NA	NA	NA	NA	NA	NA	NA	NA
VOCs (ug/l)																
1,2,4-Trimethylbenzene	*5*	*49*	NA	NA	NA	NA	NA	NA	NA	NA	NA	NA	NA	NA	NA	NA
Acetone	700	*10000*	NA	NA	NA	NA	NA	NA	NA	NA	NA	NA	NA	NA	NA	NA
Chloroform	**6**	14100	NA	NA	NA	NA	NA	NA	NA	NA	NA	NA	NA	NA	NA	NA
Chloromethane	*18*	*10000*	NA	NA	NA	NA	NA	NA	NA	NA	NA	NA	NA	NA	NA	NA
Methyl Tert Butyl Ether (MTBE)	70	*10000*	NA	NA	NA	NA	NA	NA	NA	NA	NA	NA	NA	NA	NA	NA
Naphthalene	280	*210*	NA	NA	NA	NA	NA	NA	NA	NA	NA	NA	NA	NA	NA	NA
p-Isopropyltoluene	*25*	*200*	NA	NA	NA	NA	NA	NA	NA	NA	NA	NA	NA	NA	NA	NA
Tetrachloroethylene	5	88	NA	NA	NA	NA	NA	NA	NA	NA	NA	NA	NA	NA	NA	NA
Tetrahydrofuran	*4*	*9600*	NA	NA	NA	NA	NA	NA	NA	NA	NA	NA	NA	NA	NA	NA
Toluene	1000	4000000	NA	NA	NA	NA	NA	NA	NA	NA	NA	NA	NA	NA	NA	NA
Trichloroethene	5	2340	NA	NA	NA	NA	NA	NA	NA	NA	NA	NA	NA	NA	NA	NA
SVOCs (ug/l)																
2-Methylnaphthalene	*28*	*62*	NA	NA	NA	NA	NA	NA	NA	NA	NA	NA	NA	NA	NA	NA
Acenaphthene	*420*	*150*	NA	NA	NA	NA	NA	NA	NA	NA	NA	NA	NA	NA	NA	NA
Acenaphthylene	420	**0.3**	NA	NA	NA	NA	NA	NA	NA	NA	NA	NA	NA	NA	NA	NA
Anthracene	2000	1100000	NA	NA	NA	NA	NA	NA	NA	NA	NA	NA	NA	NA	NA	NA
Benzo(a)anthracene	**0.06**	**0.3**	NA	NA	NA	NA	NA	NA	NA	NA	NA	NA	NA	NA	NA	NA
Benzo(a)pyrene	**0.2**	**0.3**	NA	NA	NA	NA	NA	NA	NA	NA	NA	NA	NA	NA	NA	NA
Benzo(b)fluoranthene	**0.08**	**0.3**	NA	NA	NA	NA	NA	NA	NA	NA	NA	NA	NA	NA	NA	NA
Benzo(g,h,i)perylene	*0.48*	*150*	NA	NA	NA	NA	NA	NA	NA	NA	NA	NA	NA	NA	NA	NA
Benzo(k)fluoranthene	**0.5**	**0.3**	NA	NA	NA	NA	NA	NA	NA	NA	NA	NA	NA	NA	NA	NA
Chrysene	*4.8*	*0.54*	NA	NA	NA	NA	NA	NA	NA	NA	NA	NA	NA	NA	NA	NA
Dibenzo(a,h)anthracene	*0.1*	*0.3*	NA	NA	NA	NA	NA	NA	NA	NA	NA	NA	NA	NA	NA	NA
Fluoranthene	280	3700	NA	NA	NA	NA	NA	NA	NA	NA	NA	NA	NA	NA	NA	NA
Fluorene	280	140000	NA	NA	NA	NA	NA	NA	NA	NA	NA	NA	NA	NA	NA	NA
Indeno(1,2,3-cd)pyrene	*0.1*	*0.54*	NA	NA	NA	NA	NA	NA	NA	NA	NA	NA	NA	NA	NA	NA
Naphthalene	280	*210*	NA	NA	NA	NA	NA	NA	NA	NA	NA	NA	NA	NA	NA	NA
Phenanthrene	200	**0.077**	NA	NA	NA	NA	NA	NA	NA	NA	NA	NA	NA	NA	NA	NA
Pyrene	200	110000	NA	NA	NA	NA	NA	NA	NA	NA	NA	NA	NA	NA	NA	NA
SVOC-SIMs (ug/l)																
1-Methylnaphthalene	*5*	*61*	NA	NA	NA	NA	NA	NA	NA	NA	NA	NA	NA	NA	NA	NA
2-Methylnaphthalene	*28*	*62*	NA	NA	NA	NA	NA	NA	NA	NA	NA	NA	NA	NA	NA	NA
Acenaphthene	*420*	*150*	NA	NA	NA	NA	NA	NA	NA	NA	NA	NA	NA	NA	NA	NA
Acenaphthylene	420	0.3	NA	NA	NA	NA	NA	NA	NA	NA	NA	NA	NA	NA	NA	NA
Anthracene	2000	1100000	NA	NA	NA	NA	NA	NA	NA	NA	NA	NA	NA	NA	NA	NA
Benzo(a)anthracene	**0.06**	0.3	NA	NA	NA	NA	NA	NA	NA	NA	NA	NA	NA	NA	NA	NA
Benzo(a)pyrene	0.2	0.3	NA	NA	NA	NA	NA	NA	NA	NA	NA	NA	NA	NA	NA	NA
Benzo(b)fluoranthene	**0.08**	0.3	NA	NA	NA	NA	NA	NA	NA	NA	NA	NA	NA	NA	NA	NA
Benzo(g,h,i)perylene	*0.48*	*150*	NA	NA	NA	NA	NA	NA	NA	NA	NA	NA	NA	NA	NA	NA
Benzo(k)fluoranthene	0.5	0.3	NA	NA	NA	NA	NA	NA	NA	NA	NA	NA	NA	NA	NA	NA
Chrysene	*4.8*	*0.54*	NA	NA	NA	NA	NA	NA	NA	NA	NA	NA	NA	NA	NA	NA
Dibenzo(a,h)anthracene	*0.1*	*0.3*	NA	NA	NA	NA	NA	NA	NA	NA	NA	NA	NA	NA	NA	NA
Fluoranthene	280	3700	NA	NA	NA	NA	NA	NA	NA	NA	NA	NA	NA	NA	NA	NA
Fluorene	280	140000	NA	NA	NA	NA	NA	NA	NA	NA	NA	NA	NA	NA	NA	NA
Indeno(1,2,3-cd)pyrene	*0.1*	*0.54*	NA	NA	NA	NA	NA	NA	NA	NA	NA	NA	NA	NA	NA	NA
Naphthalene	280	*210*	NA	NA	NA	NA	NA	NA	NA	NA	NA	NA	NA	NA	NA	NA
Phenanthrene	200	**0.077**	NA	NA	NA	NA	NA	NA	NA	NA	NA	NA	NA	NA	NA	NA
Pyrene	200	110000	NA	NA	NA	NA	NA	NA	NA	NA	NA	NA	NA	NA	NA	NA
Total Metals (mg/l)																
Antimony	**0.006**	86	NA	NA	NA	NA	NA	NA	NA	NA	NA	NA	NA	NA	NA	NA
Arsenic	**0.05**	**0.004**	NA	NA	NA	NA	NA	NA	NA	NA	NA	NA	NA	NA	NA	NA
Barium	**1**	**2.2**	NA	NA	NA	NA	NA	NA	NA	NA	NA	NA	NA	NA	NA	NA
Beryllium	**0.004**	**0.004**	NA	NA	NA	NA	NA	NA	NA	NA	NA	NA	NA	NA	NA	NA
Cadmium	0.005	0.006	NA	NA	NA	NA	NA	NA	NA	NA	NA	NA	NA	NA	NA	NA
Calcium	NE	NE	NA	NA	NA	NA	NA	NA	NA	NA	NA	NA	NA	NA	NA	NA
Chromium	**0.05**	NE	NA	NA	NA	NA	NA	NA	NA	NA	NA	NA	NA	NA	NA	NA
Cobalt	NE	NE	NA	NA	NA	NA	NA	NA	NA	NA	NA	NA	NA	NA	NA	NA
Copper	1.3	**0.048**	NA	NA	NA	NA	NA	NA	NA	NA	NA	NA	NA	NA	NA	NA
Iron	NE	*10*	NA	NA	NA	NA	NA	NA	NA	NA	NA	NA	NA	NA	NA	NA
Lead	**0.015**	**0.013**	NA	NA	NA	NA	NA	NA	NA	NA	NA	NA	NA	NA	NA	NA
Magnesium	NE	NE	NA	NA	NA	NA	NA	NA	NA	NA	NA	NA	NA	NA	NA	NA
Manganese	*0.5*	*0.93*	NA	NA	NA	NA	NA	NA	NA	NA	NA	NA	NA	NA	NA	NA
Mercury	0.002	0.0004	NA	NA	NA	NA	NA	NA	NA	NA	NA	NA	NA	NA	NA	NA
Nickel	**0.1**	**0.88**	NA	NA	NA	NA	NA	NA	NA	NA	NA	NA	NA	NA	NA	NA
Potassium	NE	NE	NA	NA	NA	NA	NA	NA	NA	NA	NA	NA	NA	NA	NA	NA
Selenium	0.05	0.05	NA	NA	NA	NA	NA	NA	NA	NA	NA	NA	NA	NA	NA	NA
Silver	0.036	0.012	NA	NA	NA	NA	NA	NA	NA	NA	NA	NA	NA	NA	NA	NA
Sodium	NE	NE	NA	NA	NA	NA	NA	NA	NA	NA	NA	NA	NA	NA	NA	NA
Thallium	**0.005**	0.063	NA	NA	NA	NA	NA	NA	NA	NA	NA	NA	NA	NA	NA	NA
Vanadium	**0.05**	*0.27*	NA	NA	NA	NA	NA	NA	NA	NA	NA	NA	NA	NA	NA	NA
Zinc	**5**	**0.123**	NA	NA	NA	NA	NA	NA	NA	NA	NA	NA	NA	NA	NA	NA

Table 3
Groundwater Analytical Data
February 2013 through November 2020

Location ID Sample ID Sample Date SDG	GWPC	SWPC	ODG-F3 ODG-F3-011720-2 1/17/2020 20A0803	ODG-F3 OD6-F3-040620-1 4/6/2020 20D0235	ODG-F3 OD6-F3-040620-2 4/6/2020 20D0235	ODG-F3 ODG-F3-070820-1 7/8/2020 20G0359	ODG-F3 ODG-F3-070820-2 7/8/2020 20G0359	ODG-F3 ODG-F3-110220-1 11/2/2020 20K0040	ODG-F3 ODG-F3-110220-2 11/2/2020 20K0040	ODG-F4 UGF4-092618-1 9/26/2018 18I1259	ODG-F4 OUG-F4-041619-1 4/16/2019 19D0864	ODG-F4 UGF4-092618-2 9/26/2018 18I1259	ODG-F4 ODF-F4-072419-1 7/24/2019 19G1370	ODG-F4 ODG-F4-102319-1 10/23/2019 19J1468	ODG-F4 ODG-F4-110220-1 11/2/2020 20K0040	ODG-F6/7 ODG-F6/7-110220-1 11/2/2020 20K0040
PCBs (ug/l)																
Aroclor 1016	NE	NE	NA	NA	NA	NA	NA	NA	NA	NA	NA	NA	NA	NA	NA	NA
Aroclor 1221	NE	NE	NA	NA	NA	NA	NA	NA	NA	NA	NA	NA	NA	NA	NA	NA
Aroclor 1232	NE	NE	NA	NA	NA	NA	NA	NA	NA	NA	NA	NA	NA	NA	NA	NA
Aroclor 1242	NE	NE	NA	NA	NA	NA	NA	NA	NA	NA	NA	NA	NA	NA	NA	NA
Aroclor 1248	NE	NE	NA	NA	NA	NA	NA	NA	NA	NA	NA	NA	NA	NA	NA	NA
Aroclor 1254	NE	NE	NA	NA	NA	NA	NA	NA	NA	NA	NA	NA	NA	NA	NA	NA
Aroclor 1260	NE	NE	NA	NA	NA	NA	NA	NA	NA	NA	NA	NA	NA	NA	NA	NA
Aroclor 1262	NE	NE	NA	NA	NA	NA	NA	NA	NA	NA	NA	NA	NA	NA	NA	NA
Aroclor 1268	NE	NE	NA	NA	NA	NA	NA	NA	NA	NA	NA	NA	NA	NA	NA	NA
Total PCB Aroclors	0.5	0.5	NA	NA	NA	NA	NA	NA	NA	NA	NA	NA	NA	NA	NA	NA
Pesticides (ug/l)																
Total Pesticides	NE	NE	NA	NA	NA	NA	NA	NA	NA	NA	NA	NA	NA	NA	NA	NA
Herbicides (ug/l)																
Total Herbicides	NE	NE	NA	NA	NA	NA	NA	NA	NA	NA	NA	NA	NA	NA	NA	NA
PCB Homologs (ug/l)																
Decachlorobiphenyl (PCB-209)	NE	NE	< 0.0051	< 0.0050	< 0.0050	< 0.0051	< 0.0048	< 0.0051	< 0.0049	< 0.0050	< 0.0049	< 0.0050	< 0.0057	< 0.0057	< 0.0056	< 0.0050
Dichlorobiphenyl	NE	NE	**0.054**	**0.092**	**0.090**	**0.039**	**0.035**	**0.27**	**0.27**	**0.0047**	**0.012**	**0.0028**	**0.0030**	**0.0032**	**0.0014**	< 0.00099
Heptachlorobiphenyl	NE	NE	< 0.0031	< 0.0030	< 0.0030	< 0.0030	< 0.0029	**0.012**	< 0.0029	< 0.0030	< 0.0029	< 0.0030	< 0.0034	< 0.0034	< 0.0033	< 0.0030
Hexachlorobiphenyl	NE	NE	< 0.0020	< 0.0020	< 0.0020	< 0.0020	< 0.0019	**0.019**	< 0.0020	**0.0027**	< 0.0020	< 0.0020	< 0.0023	< 0.0023	< 0.0022	< 0.0020
Monochlorobiphenyl	NE	NE	**0.026**	**0.049**	**0.047**	**0.0044**	**0.0036**	**0.12**	**0.13**	**0.0027**	**0.0059**	**0.0019**	**0.0014**	**0.0016**	< 0.0011	< 0.00099
Nonachlorobiphenyl	NE	NE	< 0.0051	< 0.0050	< 0.0050	< 0.0051	< 0.0048	< 0.0051	< 0.0049	< 0.0050	< 0.0049	< 0.0050	< 0.0057	< 0.0057	< 0.0056	< 0.0050
Octachlorobiphenyl	NE	NE	< 0.0031	< 0.0030	< 0.0030	< 0.0030	< 0.0029	< 0.0030	< 0.0029	< 0.0030	< 0.0029	< 0.0030	< 0.0034	< 0.0034	< 0.0033	< 0.0030
Pentachlorobiphenyl	NE	NE	**0.0059**	**0.0056**	**0.0059**	**0.0042**	**0.0039**	**0.023**	**0.016**	**0.022**	**0.0041**	**0.022**	**0.0085**	**0.0078**	**0.0047**	< 0.0020
Tetrachlorobiphenyl	NE	NE	**0.053**	**0.051**	**0.052**	**0.048**	**0.044**	**0.16**	**0.15**	**0.054**	**0.020**	**0.050**	**0.022**	**0.022**	**0.014**	< 0.0020
Trichlorobiphenyl	NE	NE	**0.078**	**0.088**	**0.088**	**0.074**	**0.069**	**0.23**	**0.23**	**0.025**	**0.013**	**0.024**	**0.011**	**0.0067**	**0.0039**	< 0.0020
Total PCB Homologues	**0.5**	**0.5**	**0.22**	**0.29**	**0.28**	**0.17**	**0.16**	**0.83**	**0.79**	**0.11**	**0.054**	**0.10**	**0.046**	**0.042**	**0.024**	ND

Notes:
This is a summary table. Only detected compounds are presented.
Bold = Detected above reporting limit
GWPC = Ground water protection criteria
SWPC = Surface water protection criteria
Orange highlighted cells exceed GWPC
Yellow highlighted cells exceed SWPC
Italicized criteria indicate that criteria value is from CTDEEP Recommended Criteria Values for Common Additional Polluting Substances and Alternative Criteria Requests (September 2018)
<0.01 = Not detected above the specified laboratory reporting limit
NE = Criteriion has not been established
NA = Not analyzed for specific constituent
ug/L = microgram per liter
mg/L = milligram per Liter
(1) 0.1 mg/l is the current recommended screening criteria and requires CTDEEP approval to implement. 0.25 mg/l is the proposed GWPC.
(2) 100 ug/l is the promulgated GWPC. 70 ug/l is the Drinking Water Action Level set by the Connecticut Department of Public Health.

Table 4
Financial Assurance Calculator
Engineered Control
Greenwich High School

	Current Year $	Current Year $ Plus 15 % contingency	Cost of rehab adjusted for Annual Inflation (over 30 years)
Annual rehab cost (provided by consultant)	$0	$0	$0
Second replacement cost at year 30 (provided by consultant)	$1,312,500	$1,509,375	$3,556,941
Including replacement of turf, infill, and drainage pad.			

Divide Cost by 30 years

Year 1	Year 2	Year 3	Year 4	Year 5	Years 6-30
$0	$0	$0	$0	$0	$0
$118,565	$237,129	$355,694	$474,259	$592,824	$592,824

	Current Year $	Current Year $ Plus 15 % contingency
Annual M&M	$ 65,000.00	$74,750
Including quarterly inspection by third party, completion of inspection checklist, regular maintenance of control such as infill material, clearing drains, any required sampling and analyses associated with the control, and annual reporting to DEEP.		

Cumulative Annual M&M Adjusted for Annual Inflation

Year 1	Year 2	Year 3	Year 4	Year 5	Years 6-30
$74,750	$151,743	$231,045	$312,726	$396,858	$396,858

Input anticipated inflation rate as a decimal value (for example 3% should be input as 0.03)	0.03

Total Value of Surety (Sum of yearly value for repavement costs and annual M&M. Total Value accrues over 5 years until final value is achieved.)

Year 1	Year 2	Year 3	Year 4	Year 5	Years 6-30
$193,315	**$388,872**	**$586,739**	**$786,985**	**$989,681**	**$989,681**

Attachment A EC Design Drawings

TOWN OF GREENWICH, CONNECTICUT
GREENWICH HIGH SCHOOL
10 HILLSIDE ROAD, GREENWICH, CONNECTICUT
PHASE II REMEDIAL ACTION PLAN DESIGN DRAWINGS
50% DRAFT
DECEMBER 2020

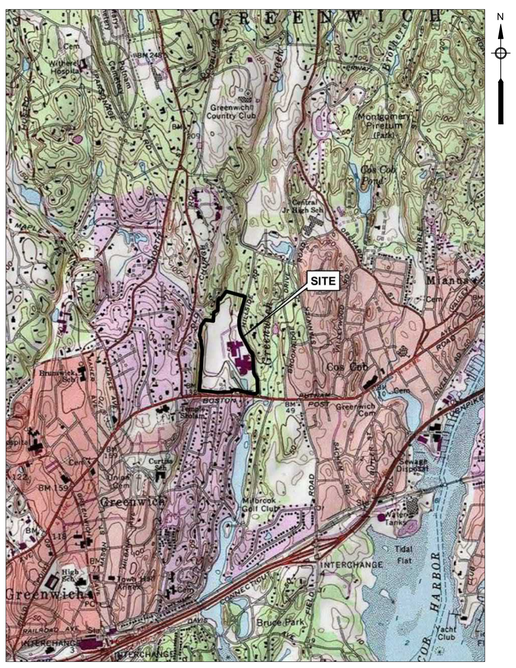

SITE LOCATION
N.T.S.

AECOM
500 ENTERPRISE DR, STE 1A
ROCKY HILL, CT 06067

SHEET NO.	TITLE
T-01	COVER SHEET
G-01	GENERAL SITE PLAN
C-01	EXISTING CONDITIONS
C-02	REMEDIAL EXCAVATION PLAN
C-03	REMEDIAL EXCAVATION SECTIONS
C-04	SUBSURFACE PLAN
C-05	FIELD PIPING NETWORK PLAN
C-06	SUBSURFACE AND FIELD PIPING NETWORK SECTIONS
C-07	RESTORATION PLAN
C-08	RESTORATION SECTIONS
C-09	FIELD ACCESS AND RETAINING WALL PLAN AND PROFILE
C-10	RETAINING WALL, RAMP, STAIRS AND BLEACHER SECTIONS AND DETAILS
D-01	DETAILS 1 OF 3
D-02	DETAILS 2 OF 3
D-03	DETAILS 3 OF 3
SAMP-01	SITE SAMPLING PLAN

Date: 12-30-2020

RANDALL TWISS, P.E.
CTPE Lic. No. 33626

OWNER

TOWN OF GREENWICH
101 FIELD POINT ROAD
GREENWICH, CT 06836

AMY SIEBERT, P.E. COMMISSIONER
DEPARTMENT OF PUBLIC WORKS
203-622-7740

ENGINEER

AECOM
500 ENTERPRISE DR. STE 1A
ROCKY HILL, CT 06067
860-263-5800

NOTE:
THIS SET OF DRAWINGS DEPICTS INFORMATION USING DIFFERENT COLORS IN ADDITION TO VARIOUS LINES, SYMBOLS AND TEXT. USER IS CAUTIONED THAT ONLY COLOR DRAWINGS WILL CONVEY THE COMPLETE PROJECT INFORMATION. IMPORTANT INFORMATION WILL NOT BE EVIDENT ON BLACK AND WHITE/GRAYSCALE DRAWINGS DUE TO LACK OF COLOR.

PATH/FILENAME: D:_AECOM-WORKING_TEMP-GHS\20-SHEETS\2020-DESIGN\PRELIM-SUBMITTAL\60432356-GHS-2020-T-SHEET.DWG
LAST UPDATE: Wednesday, December 30, 2020 3:36:37 PM
PLOT DATE: Wednesday, December 30, 2020 3:37:00 PM

ANSI D 22" x 34"

Approved:

Checked:

Designer:

Project Management Initials:

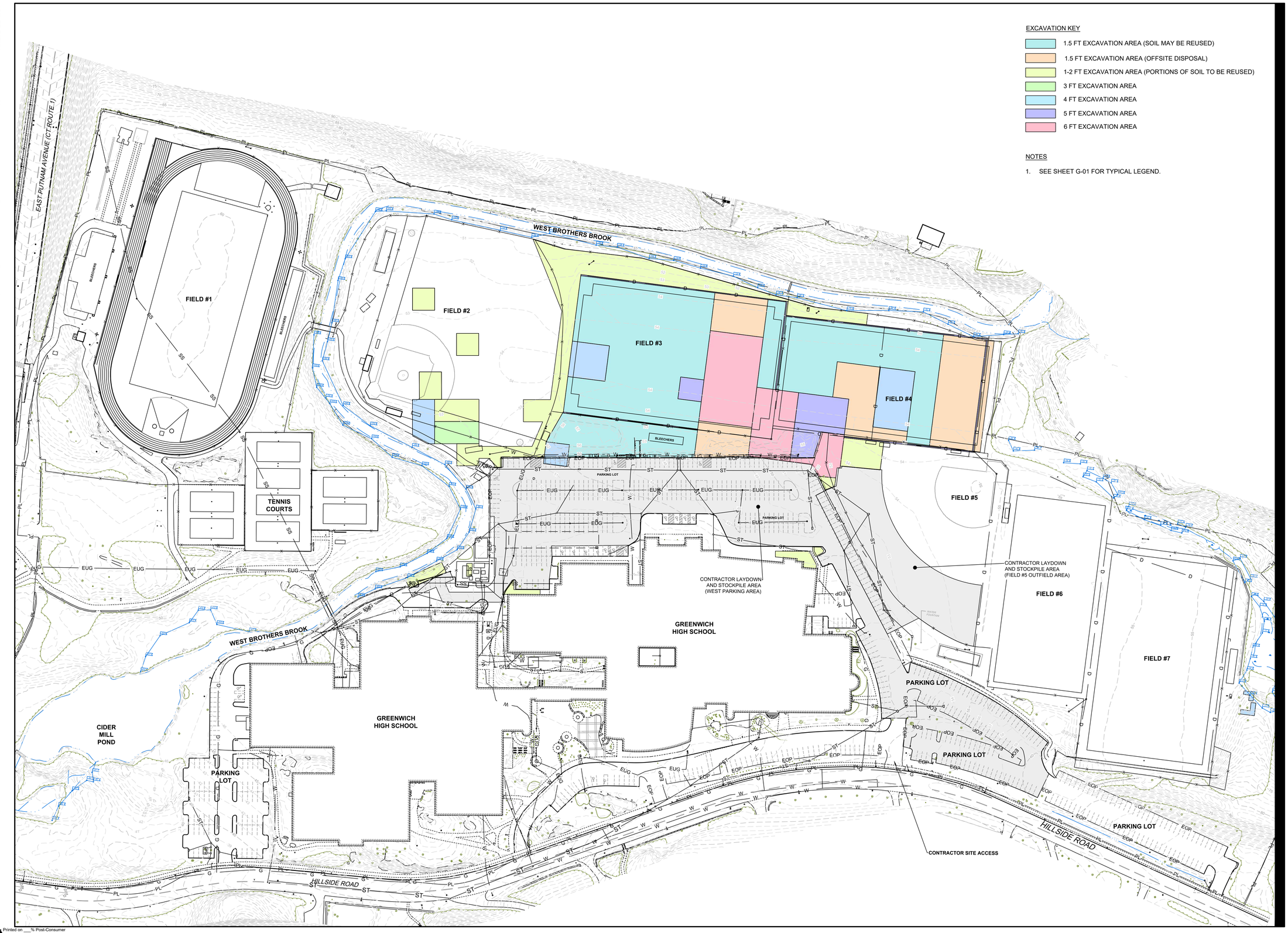

EXCAVATION KEY

- 1.5 FT EXCAVATION AREA (SOIL MAY BE REUSED)
- 1.5 FT EXCAVATION AREA (OFFSITE DISPOSAL)
- 1-2 FT EXCAVATION AREA (PORTIONS OF SOIL TO BE REUSED)
- 3 FT EXCAVATION AREA
- 4 FT EXCAVATION AREA
- 5 FT EXCAVATION AREA
- 6 FT EXCAVATION AREA

NOTES

1. SEE SHEET G-01 FOR TYPICAL LEGEND.

AECOM

PROJECT

Phase II Remedial Action
Town of Greenwich
Greenwich High School
10 Hillside Road
Greenwich, Connecticut

CLIENT

CONSULTANT

AECOM
500 Enterprose Drive Suite 3B
Rocky Hill, CT 06067-3913
860.529.8882 tel 860.529.3991 fax
www.aecom.com

REGISTRATION

50% DRAFT
PRELIMINARY DESIGN

REFERENCE

0 80' 160'

ISSUE/REVISION

I/R	DATE	DESCRIPTION

PROJECT NUMBER

60432356

SHEET TITLE

GENERAL SITE PLAN

SHEET NUMBER

G-01

Printed on ____% Post-Consumer Recycled Content Paper

ANSI D 22" x 34"

Approved:

Checked:

Designer:

Project Management Initials:

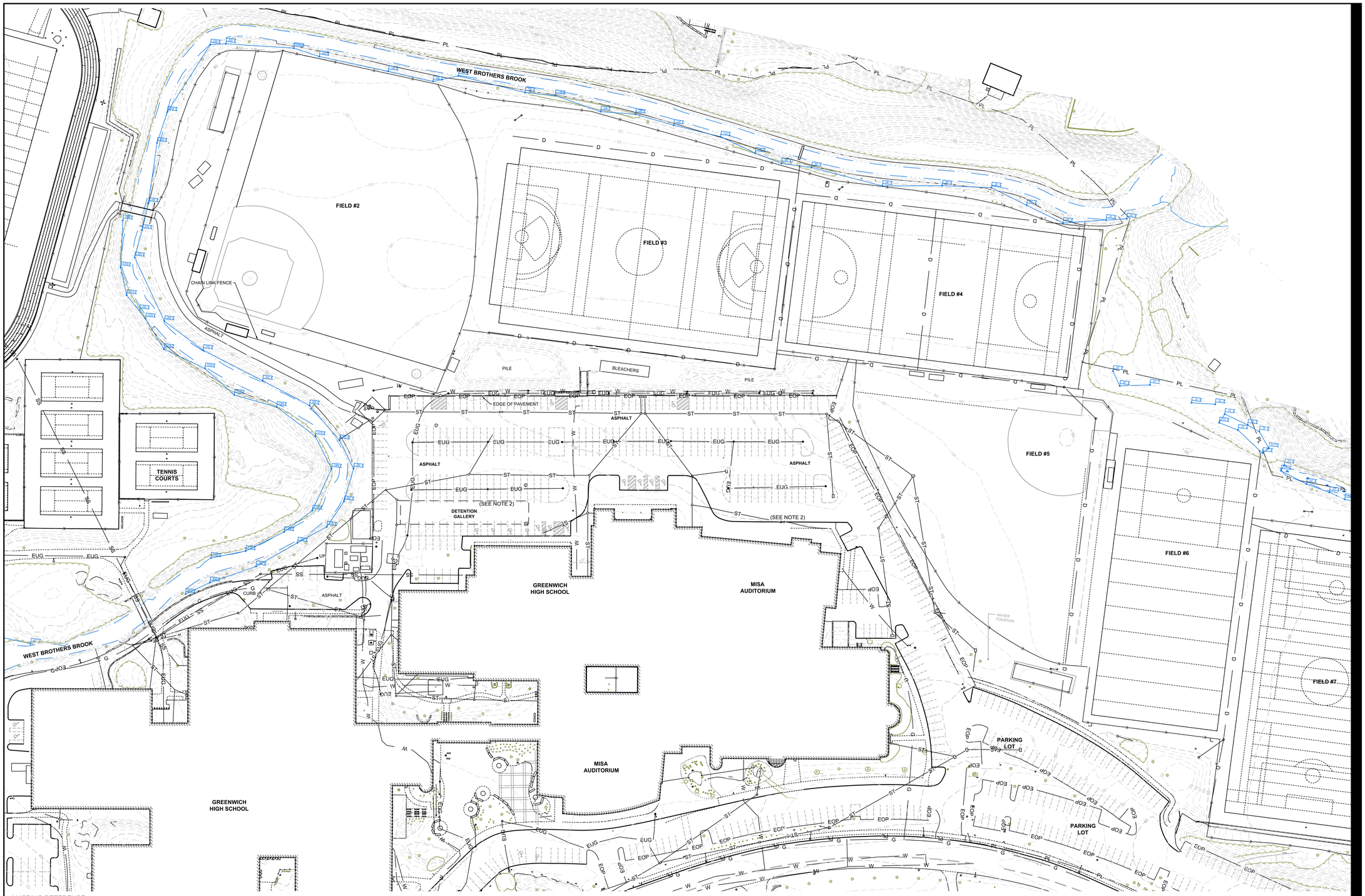

MAPPING REFERENCE:

TOPOGRAPHY

EXISTING TOPOGRAPHY SHOWN A DERIVATIVE OF THE FOLLOWING SOURCES:

1. MAPPING INFORMATION SHOWN PROVIDED BY THE TOWN OF GREENWICH FROM PLANS BY DTC ENVIRONMENTAL CONSULTANTS, DATE UNKNOWN.
2. SURVEYS AND FIELD OBSERVATION PERFORMED BY MILONE AND MACBROOM, VARIOUS DATES.
3. AS-BUILT INFORMATION PROVIDED BY CLEAN HARBORS AND NAFIS AND YOUNG ENGINEERS, DATED 07-15-2016.
4. PLANS TITLED "IMPROVEMENT LOCATION SURVEY DEPICTING GREENWICH HIGH SCHOOL ON PROPERTY IN GREENWICH, CONNECTICUT" PREPARED FOR THE TOWN OF GREENWICH, CONNECTICUT, BY ROCCO V. D'ANDREA, INC., LAST REVISED AND DATED JANUARY 16, 2018.
5. SUPPLEMENTAL SURVEY FOR PROPOSED FIELDS 6 & 7 IMPROVEMENT PLANS BY MMI, DATED APRIL 8, 2019.

DRAINAGE

1. SITE DRAINAGE FEATURES FROM D'ANDREA SURVEY, DATED JANUARY 16, 2018.
2. FIELD DRAINAGE FEATURES IN FIELDS 3, 4, & 5 FROM PROPOSED PLANS BY D'ANDREA, DATED 05 / 2005.
3. FIELD DRAINAGE FEATURES IN FIELDS 6 & 7 FROM PROPOSED PLANS BY D'ANDREA, DATED 05 / 2005 WITH REVISED INFORMATION FROM SUPPLEMENTAL SURVEY FOR PROPOSED FIELDS 6 & 7 IMPROVEMENT PLANS BY MMI, DATED APRIL 8, 2019.

NOTES

1. SEE SHEET G-01 FOR TYPICAL LEGEND.
2. TOWN GENERATED SOIL STOCKPILES FOR SITE PROJECT USE.

AECOM

PROJECT

Phase II Remedial Action
Town of Greenwich
Greenwich High School
10 Hillside Road
Greenwich, Connecticut

CLIENT

CONSULTANT

AECOM
500 Enterprose Drive Suite 3B
Rocky Hill, CT 06067-3913
860.529.8882 tel 860.529.3991 fax
www.aecom.com

REGISTRATION

50% DRAFT
PRELIMINARY DESIGN

XX/XX/2020
Date

Xxxx Xxxxxxx, P.E.
CTPE Lic. No. XXXXXXXX

REFERENCE

0 60' 120'

ISSUE/REVISION

I/R	DATE	DESCRIPTION

PROJECT NUMBER

60432356

SHEET TITLE

EXISTING CONDITIONS PLAN

SHEET NUMBER

C-01

Printed on ___% Post-Consumer Recycled Content Paper

ANSI D 22" x 34"

Approved:

Checked:

Designer:

Project Management Initials:

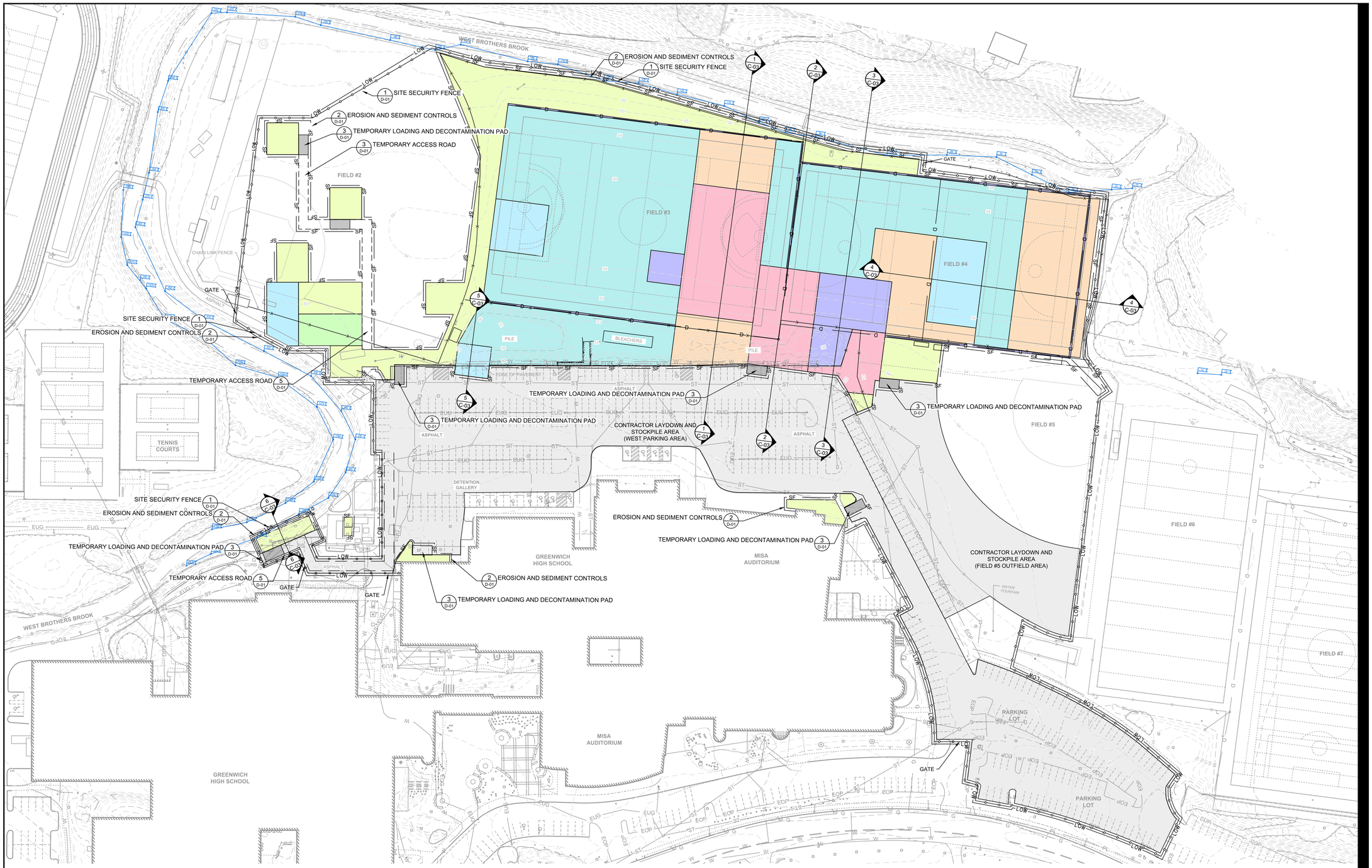

EXCAVATION KEY

- 1.5 FT EXCAVATION AREA (SOIL MAY BE REUSED)
- 1.5 FT EXCAVATION AREA (OFFSITE DISPOSAL)
- 1-2 FT EXCAVATION AREA (PORTIONS OF SOIL TO BE REUSED)
- 3 FT EXCAVATION AREA
- 4 FT EXCAVATION AREA
- 5 FT EXCAVATION AREA
- 6 FT EXCAVATION AREA

LEGEND

- SF — SEDIMENT & EROSION CONTROL FEATURE
- SITE SECURITY FENCE
- CONTRACTOR LAYDOWN AND STOCKPILE AREA
- D — EXISTING DRAINAGE FEATURE TO BE REMOVED
- LOW — LIMITS OF WORK / DISTURBANCE

NOTES

1. SEE SHEET G-01 FOR TYPICAL LEGEND.
2. REUSED SOIL WILL BE PLACED BELOW THE LINER AND ABOVE THE WATER TABLE.
3. SEE SHEET C-03 FOR EXCAVATION SECTIONS.

AECOM

PROJECT

Phase II Remedial Action
Town of Greenwich
Greenwich High School
10 Hillside Road
Greenwich, Connecticut

CLIENT

CONSULTANT

AECOM
500 Enterprose Drive Suite 3B
Rocky Hill, CT 06067-3913
860.529.8882 tel 860.529.3991 fax
www.aecom.com

REGISTRATION

50% DRAFT
PRELIMINARY DESIGN

XX/XX/2020
Date

Xxxx Xxxxxxx, P.E.
CTPE Lic. No. XXXXXXXX

REFERENCE

0 60' 120'

ISSUE/REVISION

I/R	DATE	DESCRIPTION

PROJECT NUMBER

60432356

SHEET TITLE

REMEDIAL EXCAVATION PLAN

SHEET NUMBER

C-02

Printed on ___% Post-Consumer Recycled Content Paper

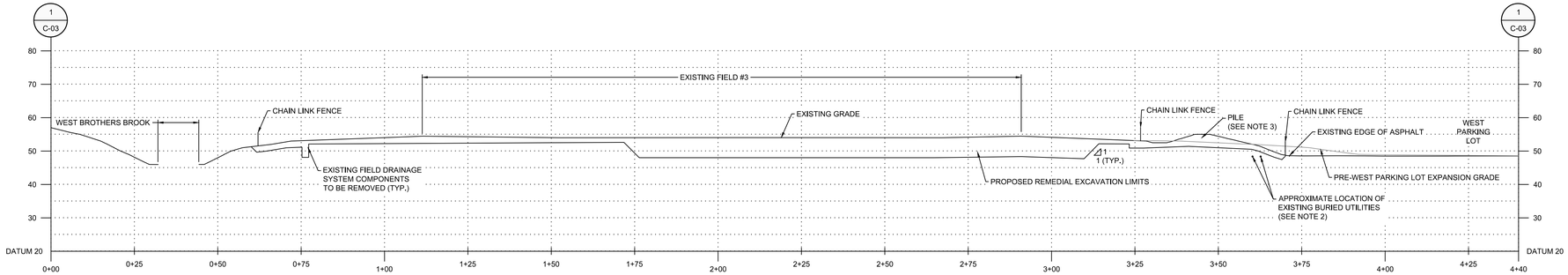

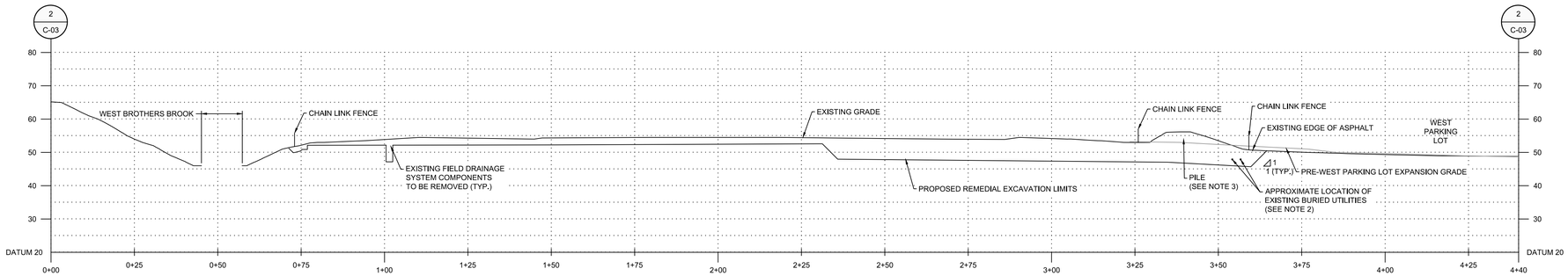

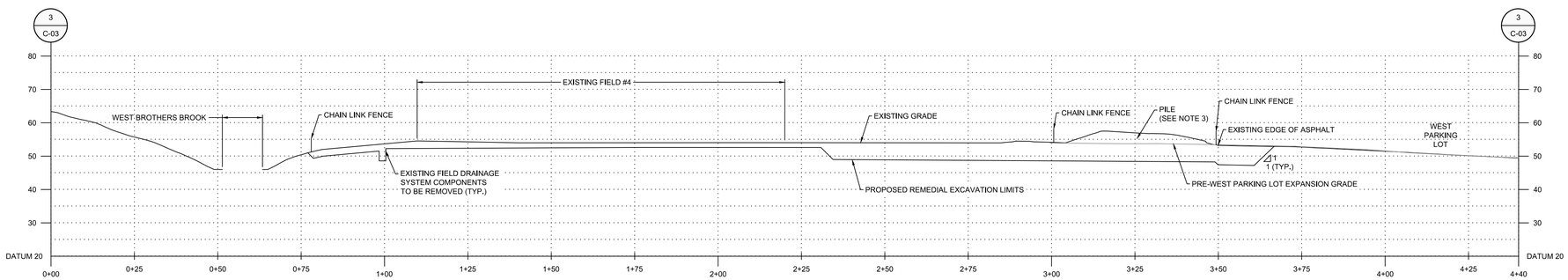

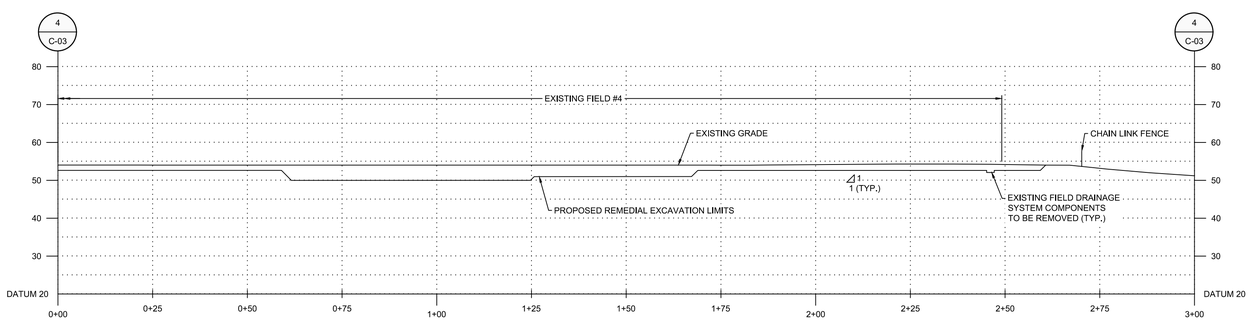

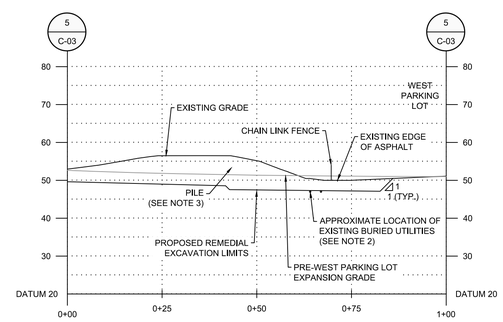

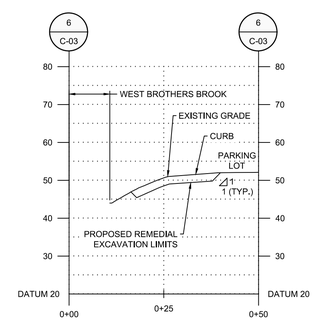

NOTES

1. SEE SHEET G-01 FOR TYPICAL LEGEND.
2. LOCATION OF UTILITIES SHALL BE VERIFIED PRIOR TO REMEDIAL EXCAVATION. IF DISTURBED, ALL UTILITIES SHALL BE RESTORED TO ORIGINAL ALIGNMENT AND GRADE, IN ACCORDANCE WITH ALL APPLICABLE LOCAL CODES AND REGULATIONS.
3. TOWN GENERATED SOIL STOCKPILES FOR SITE PROJECT USE.
4. EXCAVATION LIMITS SHOWN ON DRAWINGS.

AECOM

PROJECT

Phase II Remedial Action
Town of Greenwich
Greenwich High School
10 Hillside Road
Greenwich, Connecticut

CLIENT

CONSULTANT

AECOM
500 Enterprose Drive Suite 3B
Rocky Hill, CT 06067-3913
860.529.8882 tel 860.529.3991 fax
www.aecom.com

REGISTRATION

50% DRAFT
PRELIMINARY DESIGN

XX/XX/2020
Date

Xxxx Xxxxxxx, P.E.
CTPE Lic. No. XXXXXXXXX

REFERENCE

0 20' 40'

ISSUE/REVISION

I/R	DATE	DESCRIPTION

PROJECT NUMBER

60432356

SHEET TITLE

REMEDIAL EXCAVATION SECTIONS

SHEET NUMBER

C-03

ANSI D 22" x 34"
Approved:
Checked:
Designer:
Project Management Initials:

Printed on ___% Post-Consumer Recycled Content Paper

Project Management Initials: Designer: Checked: Approved: ANSI D 22" x 34"

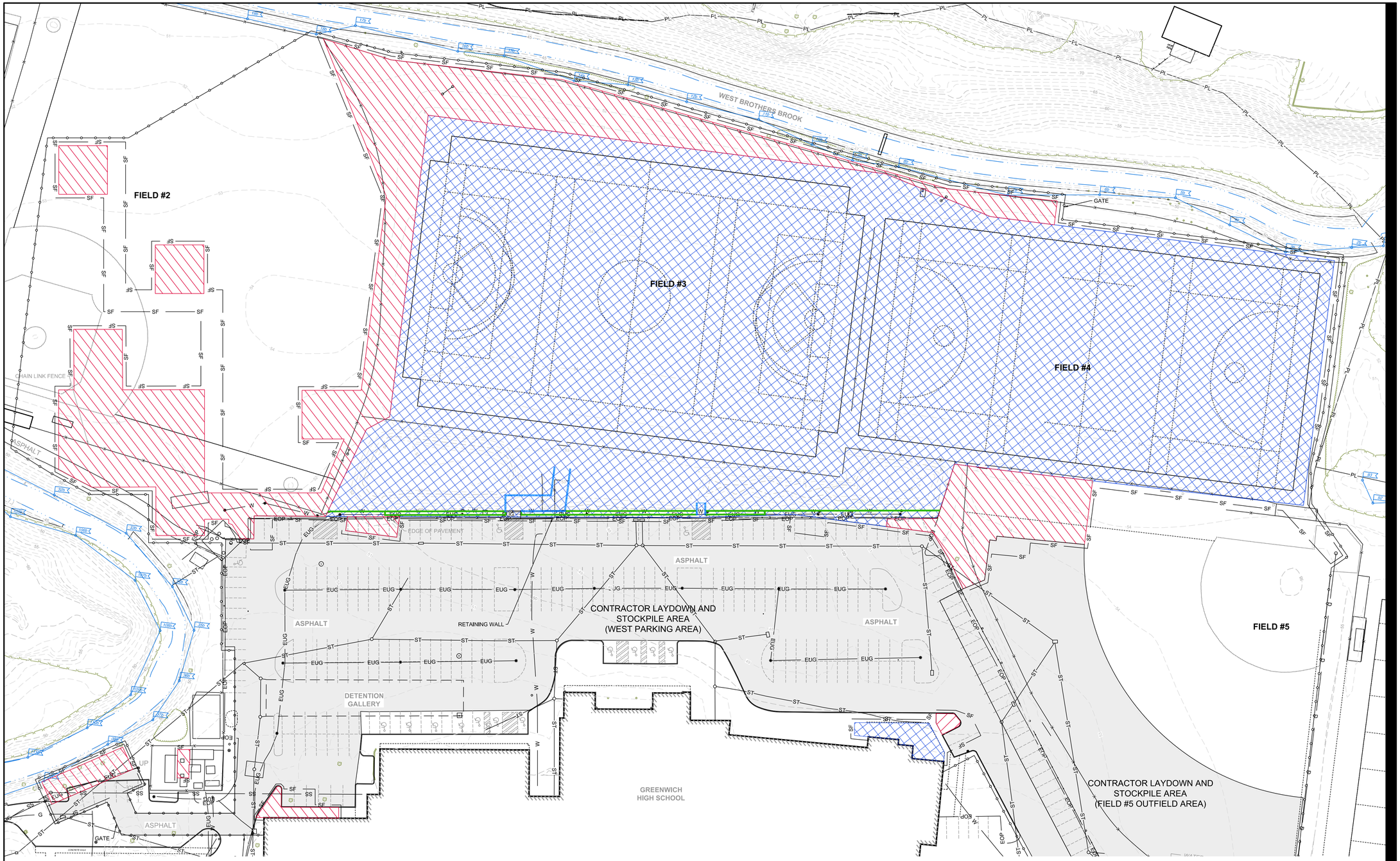

NOTES

1. SEE SHEET G-01 FOR TYPICAL LEGEND.
2. EXCAVATION TO MEMBRANE LINER ELEVATION. EXCAVATED SOIL TO BE REUSED AS BACKFILL IN DEEPER EXCAVATIONS BENEATH THE MEMBRANE LINER.
3. SEE SHEET C-06 FOR SUBSURFACE SECTIONS.

LEGEND

—— SF —— SF ——	SEDIMENT & EROSION CONTROL FEATURE
	SITE SECURITY FENCE
	PROPOSED COMPOSITE FLAT DRAIN OVER MEMBRANE LINER LIMITS
	PROPOSED GEOTEXTILE DEMARCATION LIMITS BEYOND LINER
	PROPOSED TERRACED BLOCK RETAINING WALL
	PROPOSED CONCRETE RETAINING WALL
	CONTRACTOR LAYDOWN AND STOCKPILE ARE

AECOM

PROJECT

Phase II Remedial Action
Town of Greenwich
Greenwich High School
10 Hillside Road
Greenwich, Connecticut

CLIENT

CONSULTANT

AECOM
500 Enterprose Drive Suite 3B
Rocky Hill, CT 06067-3913
860.529.8882 tel 860.529.3991 fax
www.aecom.com

REGISTRATION

50% DRAFT
PRELIMINARY DESIGN

XX/XX/2020
Date

Xxxx Xxxxxxx, P.E.
CTPE Lic. XXXXXXXX

REFERENCE

0 40' 80'

ISSUE/REVISION

I/R	DATE	DESCRIPTION

PROJECT NUMBER

60432356

SHEET TITLE

SUBSURFACE PLAN

SHEET NUMBER

C-04

Printed on ____% Post-Consumer Recycled Content Paper

ANSI D 22" x 34"

Approved:

Checked:

Designer:

Project Management Initials:

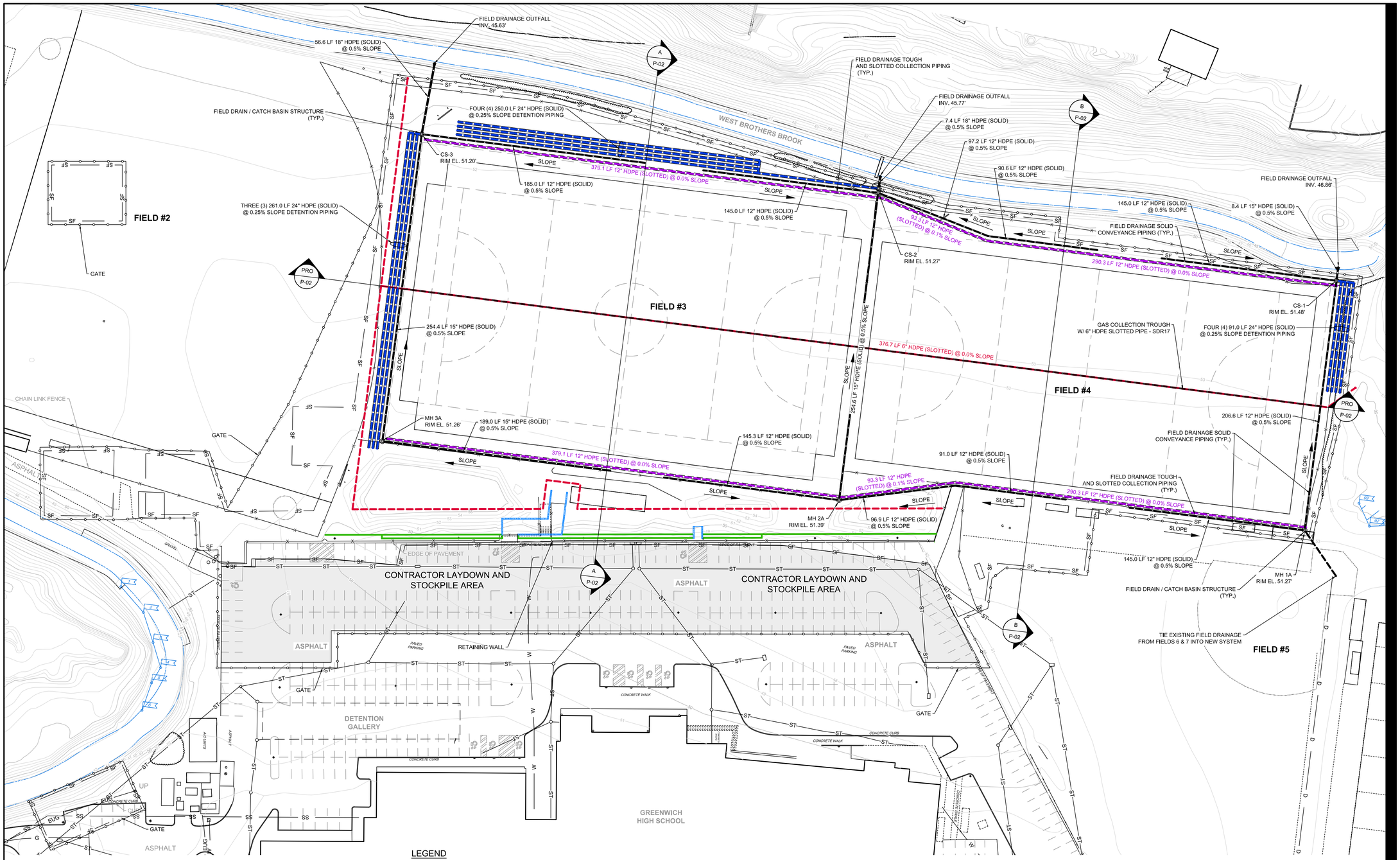

LEGEND

—— SF —— SF ——	SEDIMENT & EROSION CONTROL FEATURE
	SITE SECURITY FENCE
	PROPOSED TERRACED BLOCK RETAINING WALL
	PROPOSED CONCRETE RETAINING WALL
	FIELD DRAINAGE SLOTTED COLLECTION PIPE
	FIELD DRAINAGE SOLID CONVEYANCE PIPING
	FIELD DRAINAGE STORAGE / DETENTION PIPING
⊙	FIELD DRAIN / MANHOLE STRUCTURE
	GAS COLLECTION SLOTTED PIPE
	CONTRACTOR LAYDOWN AND STOCKPILE ARE

NOTES

1. SEE SHEET G-01 FOR TYPICAL LEGEND.
2. EXCAVATION TO MEMBRANE LINER ELEVATION. EXCAVATED SOIL TO BE REUSED AS BACKFILL IN DEEPER EXCAVATIONS BENEATH THE MEMBRANE LINER.
3. SEE SHEET C-06 FOR SUBSURFACE SECTIONS.

Printed on ___% Post-Consumer Recycled Content Paper

AECOM

PROJECT

Town of Greenwich
Greenwich High School
10 Hillside Road
Greenwich, Connecticut

CLIENT

CONSULTANT

AECOM
500 Enterprose Drive Suite 3B
Rocky Hill, CT 06067-3913
860.529.8882 tel 860.529.3991 fax
www.aecom.com

REGISTRATION

50% DRAFT
PRELIMINARY DESIGN

05/17/2018
Date

Xxxx Xxxxxxx, P.E.
CTPE Lic. No. XXXXXXXX

REFERENCE

0 40' 80'

ISSUE/REVISION

I/R	DATE	DESCRIPTION

PROJECT NUMBER

60432356

SHEET TITLE

FIELD PIPING NETWORK PLAN

SHEET NUMBER

C-05

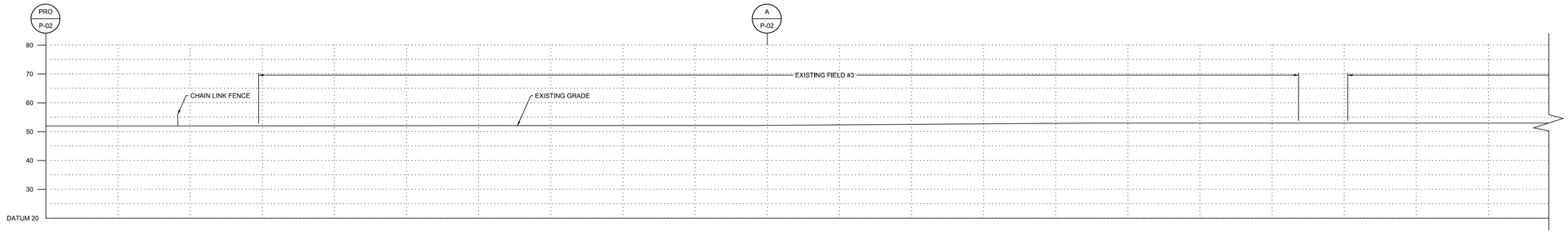

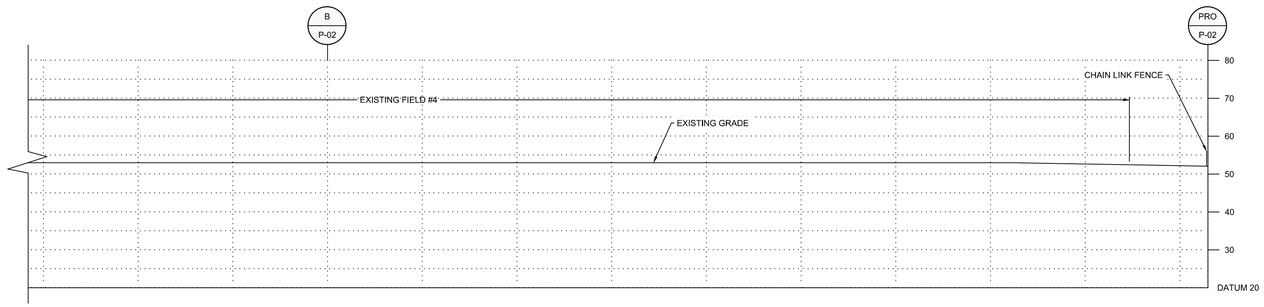

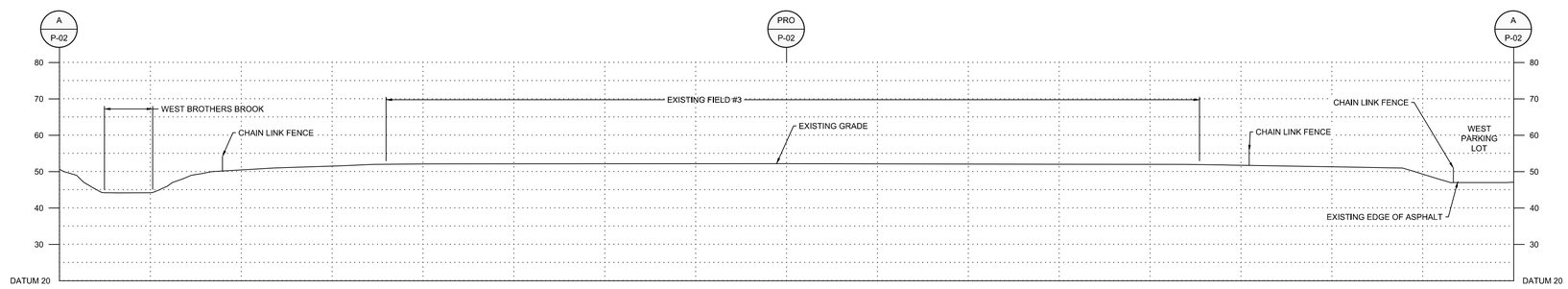

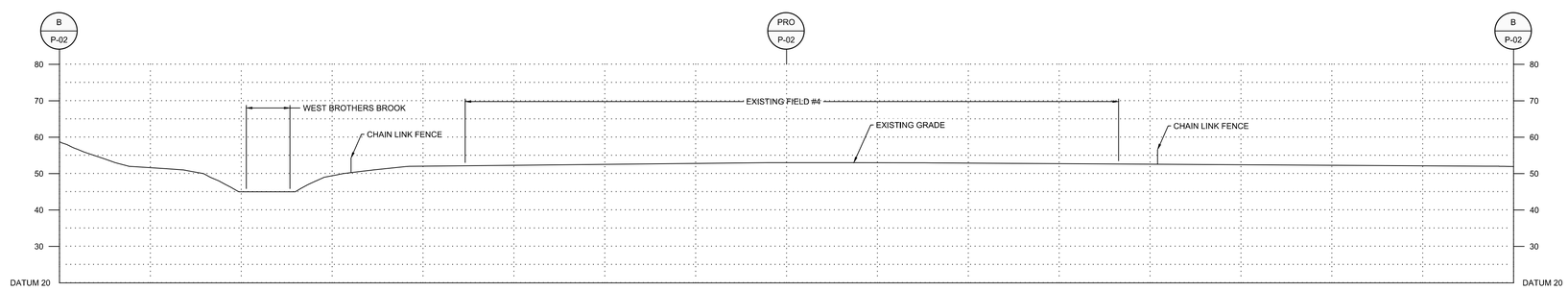

AECOM

PROJECT

Town of Greenwich
Greenwich High School
10 Hillside Road
Greenwich, Connecticut

CLIENT

CONSULTANT

AECOM
500 Enterprose Drive Suite 3B
Rocky Hill, CT 06067-3913
860.529.8882 tel 860.529.3991 fax
www.aecom.com

REGISTRATION

50% DRAFT
PRELIMINARY DESIGN

05/17/2018
Date

Xxxx Xxxxxxx, P.E.
CTPE Lic. No. XXXXXXXX

REFERENCE

0 20' 40'

ISSUE/REVISION

I/R	DATE	DESCRIPTION

PROJECT NUMBER

60432356

SHEET TITLE

FIELD PIPING NETWORK SECTIONS

SHEET NUMBER

C-06

ANSI D 22" x 34"
Approved:
Checked:
Designer:
Project Management Initials:

Printed on ___% Post-Consumer Recycled Content Paper

ANSI D 22" x 34"

Approved:

Checked:

Designer:

Project Management Initials:

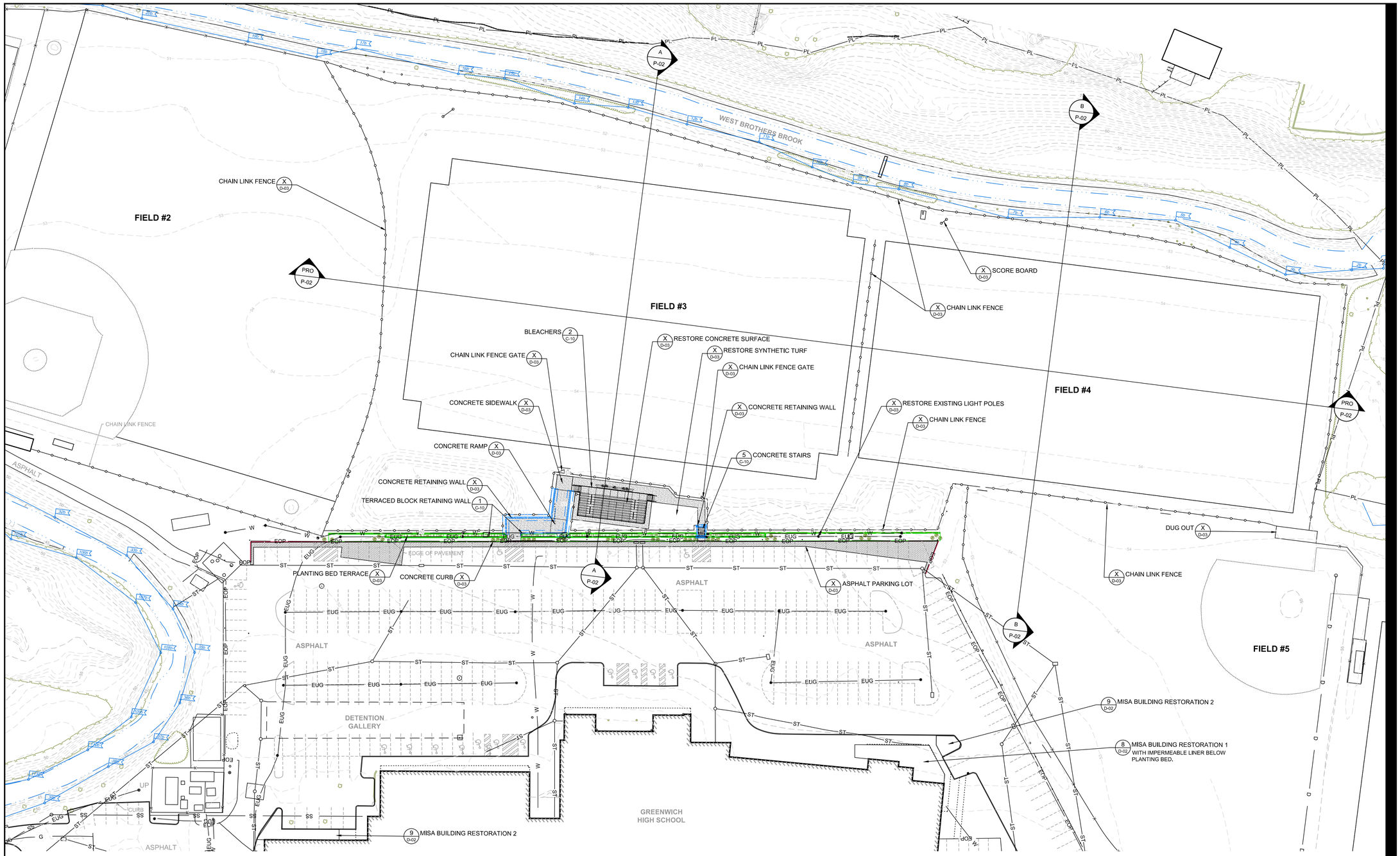

NOTES

1. SEE SHEET G-01 FOR TYPICAL LEGEND.

LEGEND

- TERRACED BLOCK RETAINING WALL
- CONCRETE RETAINING WALL
- CIP CONCRETE CURB
- CHAIN LINK FENCE

Printed on ___% Post-Consumer Recycled Content Paper

AECOM

PROJECT

Phase II Remedial Action
Town of Greenwich
Greenwich High School
10 Hillside Road
Greenwich, Connecticut

CLIENT

CONSULTANT

AECOM
500 Enterprose Drive Suite 3B
Rocky Hill, CT 06067-3913
860.529.8882 tel 860.529.3991 fax
www.aecom.com

REGISTRATION

50% DRAFT
PRELIMINARY DESIGN

XX/XX/2020
Date

Xxxx Xxxxxxx, P.E.
CTPE Lic. No. XXXXXXXX

REFERENCE

0 40' 80'

ISSUE/REVISION

I/R	DATE	DESCRIPTION

PROJECT NUMBER

60432356

SHEET TITLE

RESTORATION PLAN

SHEET NUMBER

C-07

ANSI D 22" x 34"

Approved:

Checked:

Designer:

Project Management Initials:

TO BE DEVELOPED

AECOM

PROJECT

Phase II Remedial Action
Town of Greenwich
Greenwich High School
10 Hillside Road
Greenwich, Connecticut

CLIENT

CONSULTANT

AECOM
500 Enterprose Drive Suite 3B
Rocky Hill, CT 06067-3913
860.529.8882 tel 860.529.3991 fax
www.aecom.com

REGISTRATION

50% DRAFT
PRELIMINARY DESIGN

XX/XX/2020
Date

Xxxx Xxxxxxx, P.E.
CTPE Lic. No. XXXXXXXX

REFERENCE

0 20' 40'

ISSUE/REVISION

I/R	DATE	DESCRIPTION

PROJECT NUMBER

60432356

SHEET TITLE

RESTORATION SECTIONS

SHEET NUMBER

C-08

Printed on ___% Post-Consumer Recycled Content Paper

ANSI D 22" x 34"

Approved:

Checked:

Designer:

Project Management Initials:

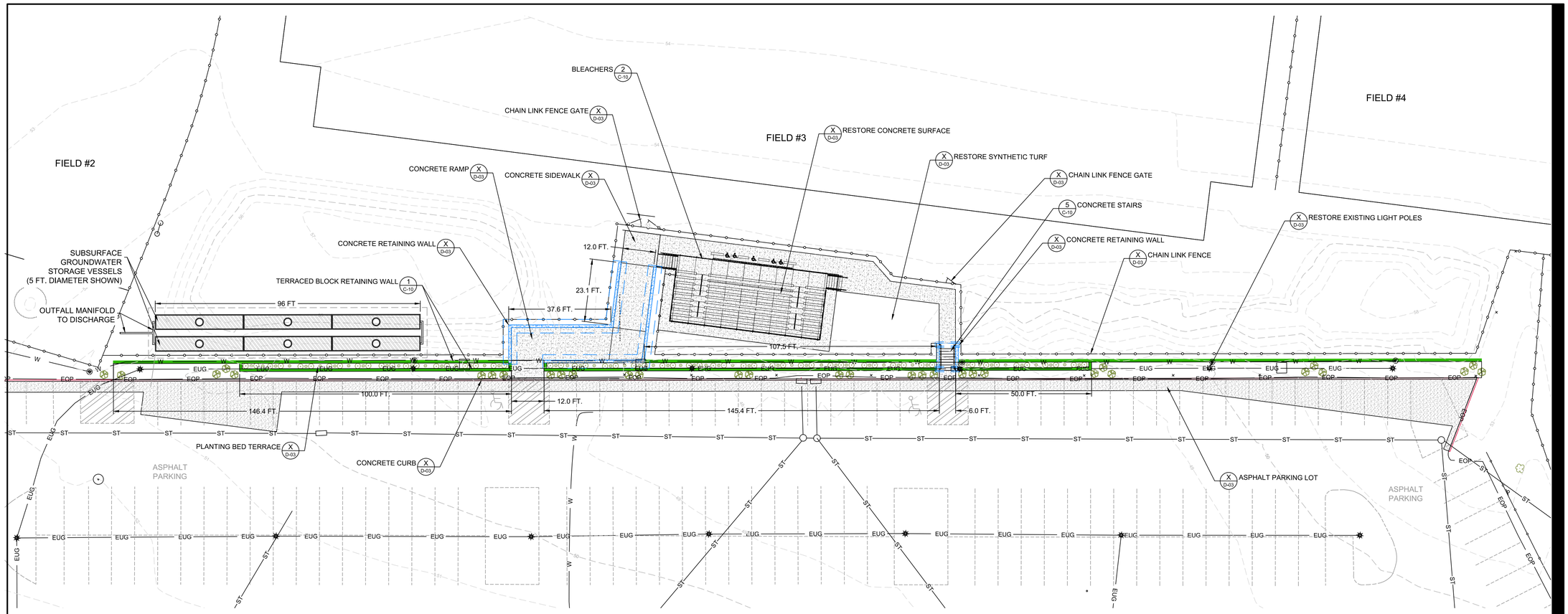

PLAN

LEGEND

- TERRACED BLOCK RETAINING WALL
- CONCRETE RETAINING WALL
- CIP CONCRETE CURB
- CHAIN LINK FENCE

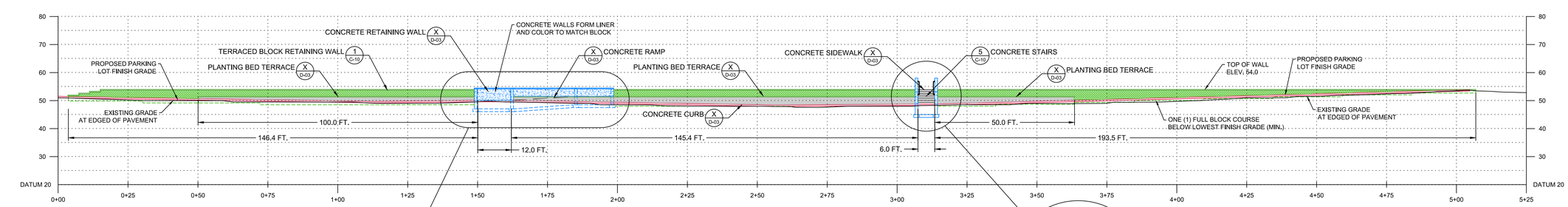

PROFILE

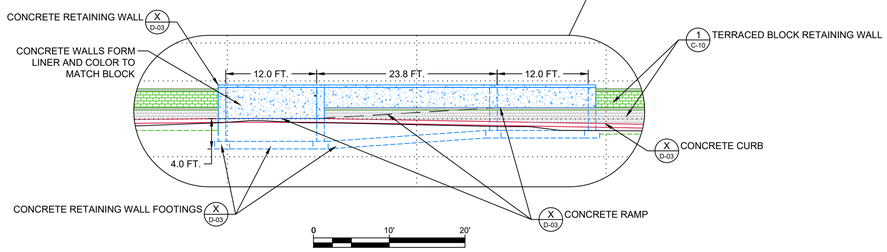

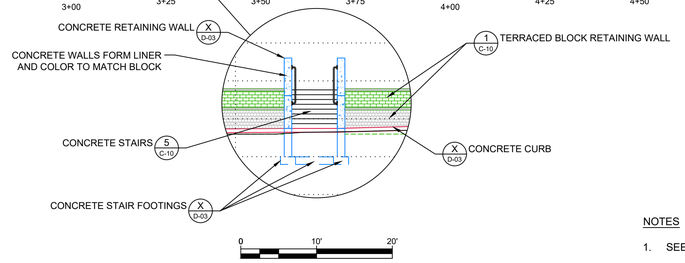

NOTES

1. SEE SHEET G-01 FOR TYPICAL LEGEND.

AECOM

PROJECT

Phase II Remedial Action
Town of Greenwich
Greenwich High School
10 Hillside Road
Greenwich, Connecticut

CLIENT

CONSULTANT

AECOM
500 Enterprose Drive Suite 3B
Rocky Hill, CT 06067-3913
860.529.8882 tel 860.529.3991 fax
www.aecom.com

REGISTRATION

50% DRAFT
PRELIMINARY DESIGN

XX/XX/2020
Date

Xxxx Xxxxxxx, P.E.
CTPE Lic. No. XXXXXXXX

REFERENCE

0 20' 40'

ISSUE/REVISION

I/R	DATE	DESCRIPTION

PROJECT NUMBER

60432356

SHEET TITLE

FIELD ACCESS AND RETAINING WALL PLAN AND PROFILE

SHEET NUMBER

C-09

Printed on ___% Post-Consumer Recycled Content Paper

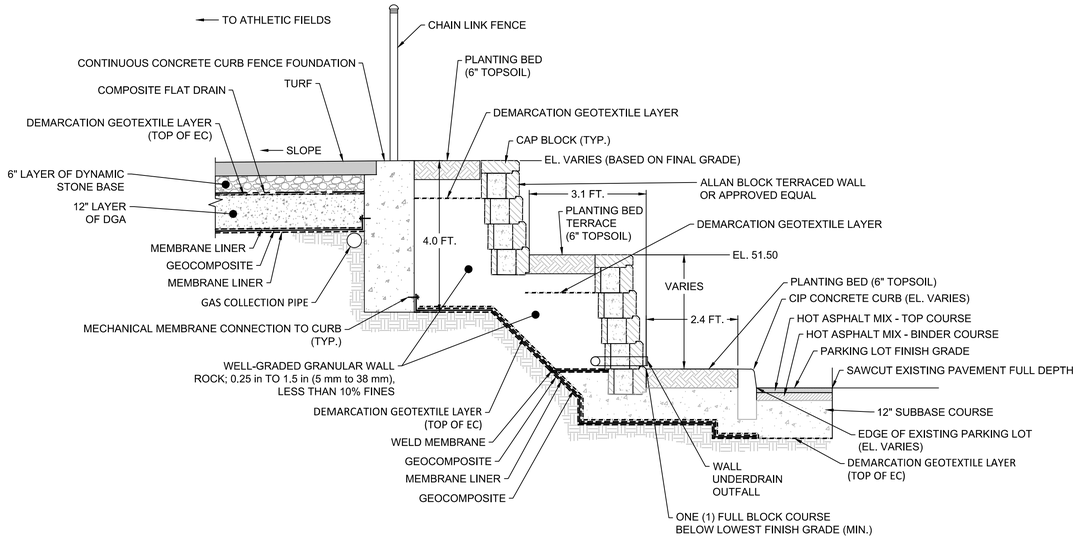

1 / C-10 PROPOSED TERRACED RETAINING WALL TYPICAL SECTION
NOT TO SCALE

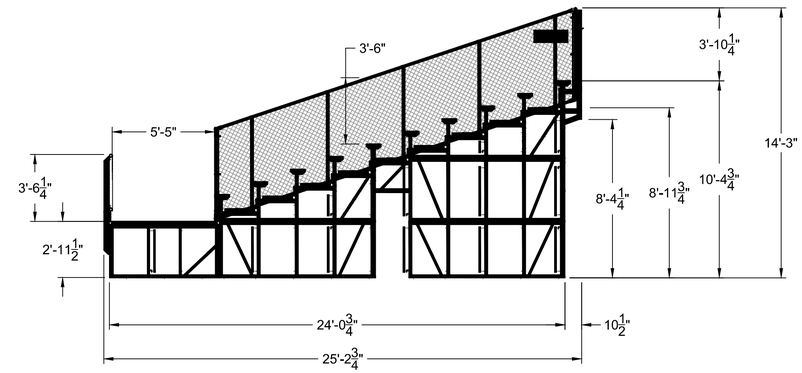

2 / C-10 PROPOSED BLEACHER TYPICAL SECTION
NOT TO SCALE

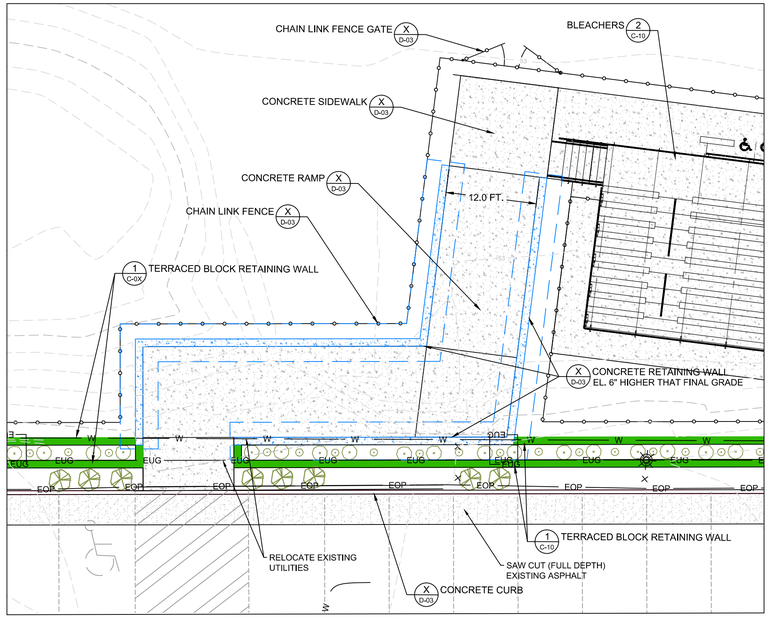

3 / C-10 PROPOSED CONCRETE FIED ACCESS RAMP

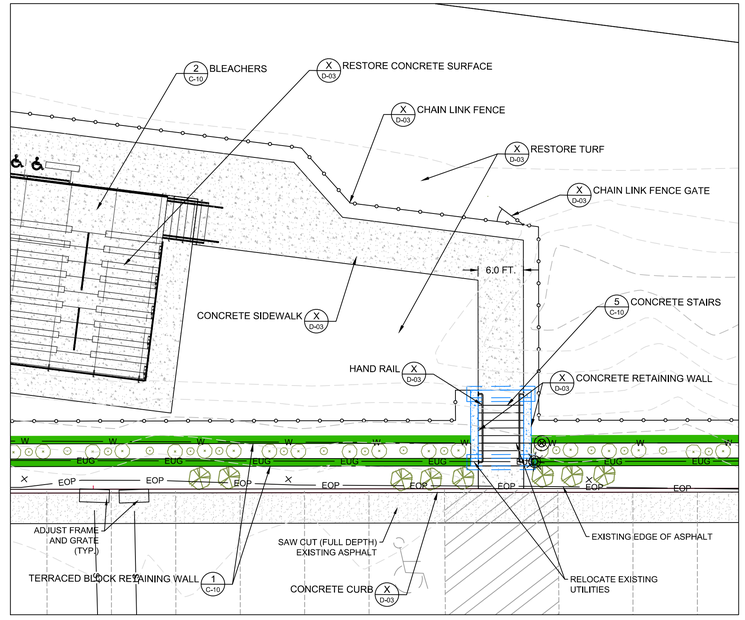

4 / C-10 PROPOSED CONCRETE FIED ACCESS STAIRS

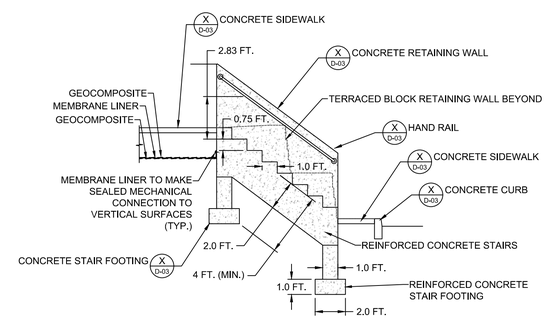

5 / C-10 CONCRETE STAIRS

LEGEND

- TERRACED BLOCK RETAINING WALL
- CONCRETE RETAINING WALL
- CIP CONCRETE CURB
- CHAIN LINK FENCE

NOTES

1. SEE SHEET G-01 FOR TYPICAL LEGEND.

AECOM

PROJECT

Phase II Remedial Action
Town of Greenwich
Greenwich High School
10 Hillside Road
Greenwich, Connecticut

CLIENT

CONSULTANT

AECOM
500 Enterprose Drive Suite 3B
Rocky Hill, CT 06067-3913
860.529.8882 tel 860.529.3991 fax
www.aecom.com

REGISTRATION

50% DRAFT
PRELIMINARY DESIGN

XX/XX/2020
Date

Xxxx Xxxxxxx, P.E.
CTPE Lic. No. XXXXXXXX

REFERENCE

ISSUE/REVISION

I/R	DATE	DESCRIPTION

PROJECT NUMBER

60432356

SHEET TITLE

RETAINING WALL, RAMP, STAIRS AND BLEACHER SECTIONS AND DETAILS

SHEET NUMBER

C-10

ANSI D 22" x 34"
Approved:
Checked:
Designer:
Project Management Initials:
Printed on ___% Post-Consumer Recycled Content Paper

ANSI D 22" X 34"
Approved:
Checked:
Designer:
Project Management Initials:

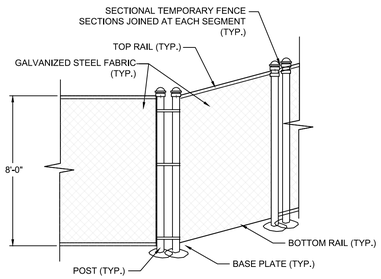

1 D-01 SITE SECURITY FENCE
NOT TO SCALE

NOTES:

1) CONTRACTOR SHALL MAINTAIN INTEGRITY OF SECURITY FENCING AND ENCLOSURE AT ALL TIMES.

2) POSTS SHALL BE CONNECTED TO BASE PLATES AND SHALL BE SUFFICIENTLY WEIGHTED TO RESIST OVERTURNING.

3) POSTS ARE NOT TO BE SET INTO THE GROUND.

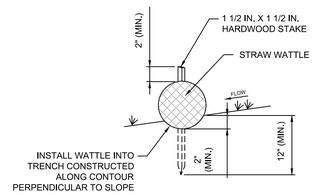

2 D-01 SEDIMENT AND EROSION CONTROL
NOT TO SCALE

STRAW WATTLE INSTALLATION NOTES:

1) WATTLES SHALL BE SECURELY STAKED.

2) MINIMUM POST SPACING = 5 FT.

3) WATTLES SHALL BE OVERLAPPED 6" (MIN.) WHEN JOINING.

4) WATTLES SHALL BE STAKED 3" (MIN.) FROM EACH END.

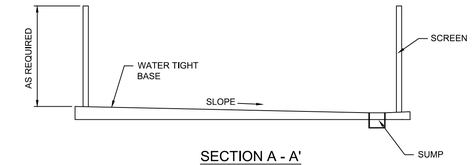

SECTION A - A'

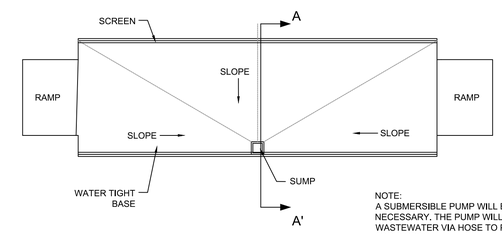

PLAN

NOTE:
A SUBMERSIBLE PUMP WILL BE PLACED IN SUMP AS NECESSARY. THE PUMP WILL TRANSPORT WASTEWATER VIA HOSE TO PORTABLE CONTAINERS FOR DISPOSAL.

3 D-01 TEMPORARY LOADING AND DECONTAMINATION PAD
NOT TO SCALE

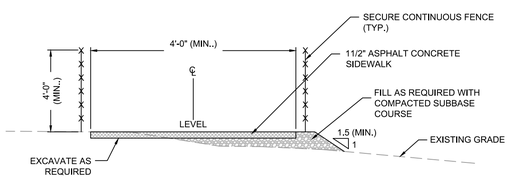

4 D-01 TEMPORARY PEDESTRIAN WALKWAY
NOT TO SCALE

TEMPORARY PEDESTRIAN WALKWAY NOTES:

1. WHERE PRACTICAL EXISTING PAVED SURFACES SHALL BE UTILIZED FOR TEMPORARY PEDESTRIAN WALKWAYS. TEMPORARY WALKWAYS SHALL BE INSTALLED AT THE LOCATION SHOWN AND AS DIRECTED BY THE ENGINEER.

2. TEMPORARY PEDESTRIAN WALKWAYS SHALL BE HANDICAP ACCESSIBLE AND SHALL CONFORM WITH ALL APPLICABLE STANDARDS SET FORTH IN THE AMERICANS WITH DISABILITIES ACT 1990.

3. TEMPORARY PEDESTRIAN WALKWAYS SHALL BE KEPT TRUE AND LEVEL AND SHALL NOT BE ALLOWED TO MOVE OR SHIFT IN ANY WAY.

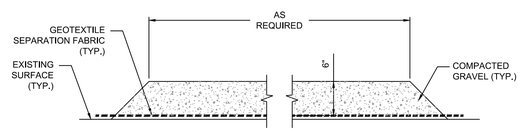

5 D-01 TEMPORARY ACCESS ROAD
NOT TO SCALE

NOTE:
EXISTING SURFACE SHALL BE RETURNED TO ORIGINAL CONDITION UPON REMOVAL OF THE TEMPORARY HAUL ROUTE / EQUIPMENT RELOCATION ROUTE. ANY DAMAGE TO THE EXISTING UNDERLYING SURFACE(S) SHALL BE REPAIRED TO THE ACCEPTANCE OF THE PROPERTY OWNER.

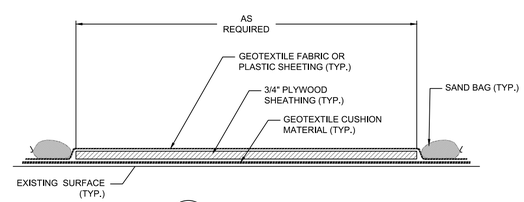

6 D-01 TEMPORARY ACCESS ROAD ON FINISHED SURFACE
NOT TO SCALE

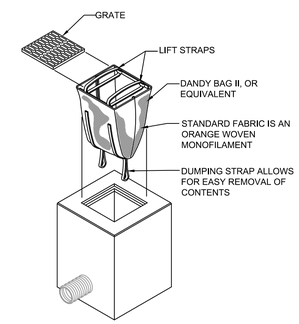

7 D-01 CATCH BASIN INLET PROTECTION
NOT TO SCALE

INLET PROTECTION NOTES

INSTALLATION: REMOVE THE GRATE FROM CATCH BASIN. IF USING OPTIONAL OIL ABSORBENTS; PLACE ABSORBENT PILLOW IN UNIT. STAND THE GRATE ON END. MOVE THE TOP LIFTING STRAPS OUT OF THE WAY AND PLACE THE GRATE INTO THE DANDY BAG II, OR EQUIVALENT, SO THAT THE GRATE IS BELOW THE TOP STRAPS AND ABOVE THE LOWER STRAPS. HOLDING THE LIFTING DEVICES, INSERT THE GRATE INTO THE INLET.

MAINTENANCE: INSPECT AFTER EACH STORM EVENT AND AT REGULAR INTERVALS. REMOVE ALL ACCUMULATED SEDIMENT AND DEBRIS FROM VICINITY OF UNIT. IF THE CONTAINMENT AREA IS MORE THAN 1/3 FULL OF SEDIMENT, THE UNIT MUST BE EMPTIED. TO EMPTY UNIT, LIFT THE UNIT OUT OF THE INLET USING THE LIFTING STRAPS AND REMOVE THE GRATE. IF USING OPTIONAL OIL ABSORBENTS; REPLACE ABSORBENT WHEN NEAR SATURATION.

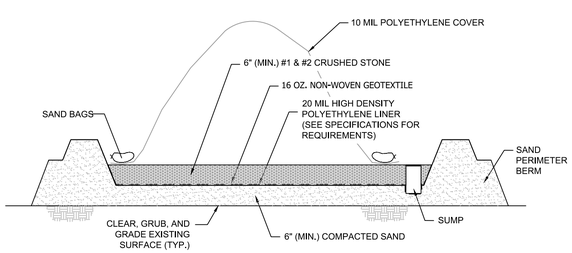

NOTE:
A SUBMERSIBLE PUMP WILL BE PLACED IN SUMP AS NECESSARY. THE PUMP WILL TRANSPORT WASTEWATER VIA HOSE TO DISPOSAL CONTAINERS.

8 D-01 STOCKPILE MANAGEMENT
NOT TO SCALE

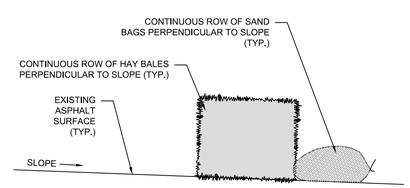

9 D-01 SEDIMENT AND EROSION CONTROL AT PAVED SURFACE
NOT TO SCALE

AECOM

PROJECT

Phase II Remedial Action
Town of Greenwich
Greenwich High School
10 Hillside Road
Greenwich, Connecticut

CLIENT

CONSULTANT

AECOM
500 Enterprose Drive Suite 3B
Rocky Hill, CT 06067-3913
860.529.8882 tel 860.529.3991 fax
www.aecom.com

REGISTRATION

50% DRAFT
PRELIMINARY DESIGN

XX/XX/2020
Date

Xxxx Xxxxxxx, P.E.
CTPE Lic. No. XXXXXXXX

REFERENCE

ISSUE/REVISION

I/R	DATE	DESCRIPTION

PROJECT NUMBER
60432356

SHEET TITLE
DETAILS
1 OF 3

SHEET NUMBER
D-01

Printed on ___% Post-Consumer Recycled Content Paper

ANSI D 22" x 34"
Approved:
Checked:
Designer:
Project Management Initials:

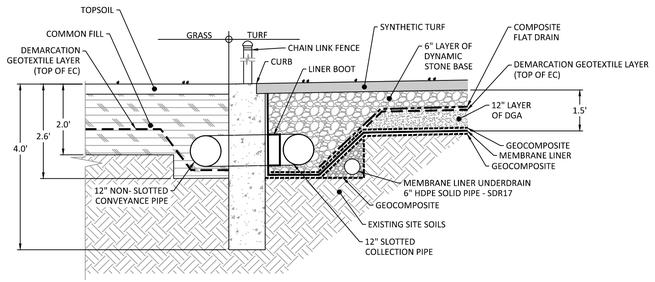

1 D-02 ATHLETIC FIELD RESTORATION DETAIL 1
NOT TO SCALE

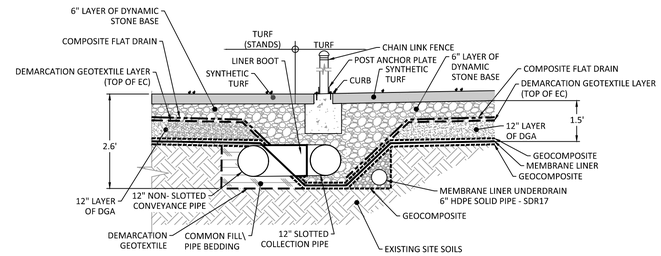

2 D-02 ATHLETIC FIELD RESTORATION DETAIL 2
NOT TO SCALE

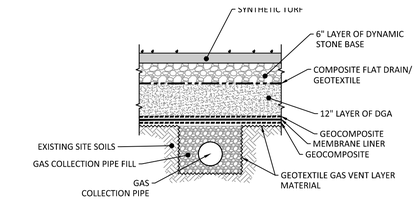

3 D-02 GAS COLLECTION TROUGH DETAIL
NOT TO SCALE

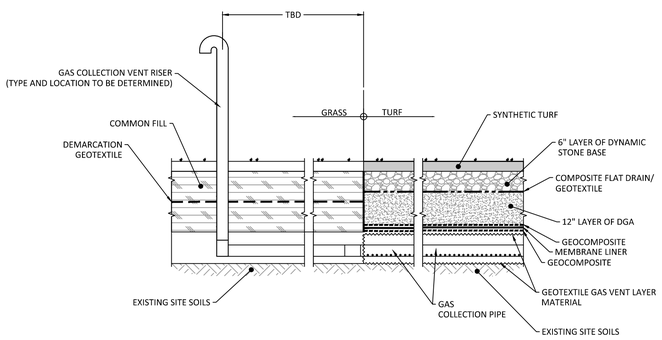

4 D-02 GAS COLLECTION VENT RISER DETAIL
NOT TO SCALE

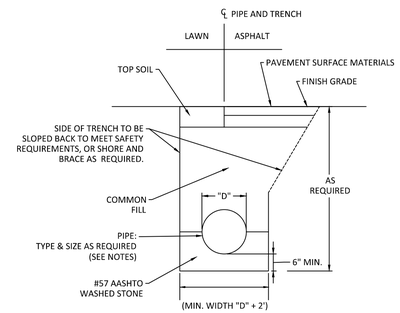

PIPE NOTES

1. ALL PIPING SHALL MATCH TYPE AND SIZE AS EXISTING.
2. ALL RCP SHALL BE CLASS IV.

5 D-02 TYPICAL PIPE TRENCH DETAIL
NOT TO SCALE

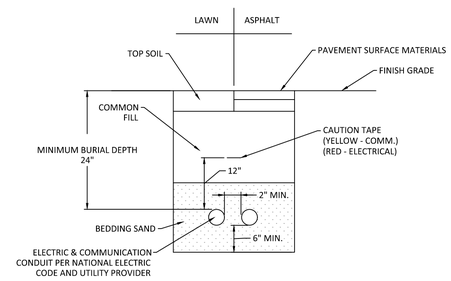

CONDUIT TRENCH NOTES

1. TRENCH DETAILS SHALL APPLY TO ELECTRICAL AND COMMUNICATION LINES.
2. SHARED TRENCH ALLOWANCE / REQUIREMENTS SHALL BE PER UTILITY PROVIDER.
3. NUMBER, TYPE AND SIZE OF CONDUIT SHALL BE PER UTILITY PROVIDER OR CONTROLLING CODE REQUIREMENT.
4. CONTRACTOR SHALL CONTACT UTILITY PROVIDER TO INSURE CORRECT INSTALLATION.

6 D-02 TYPICAL CONDUIT TRENCH DETAIL
NOT TO SCALE

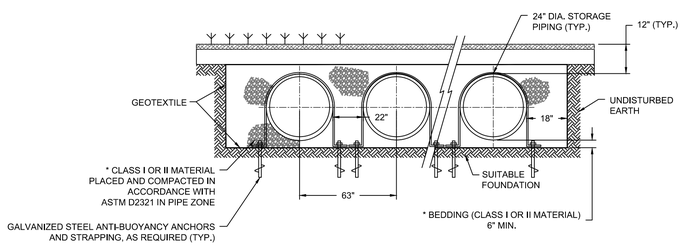

7 D-02 DETENTION SYSTEM DETAIL
NOT TO SCALE

NOTES:

1. ALL REFERENCES TO CLASS I OR II MATERIAL ARE PER ASTM D2321 "STANDARD PRACTICE FOR UNDERGROUND INSTALLATION OF THERMOPLASTIC PIPE FOR SEWERS AND OTHER GRAVITY FLOW APPLICATIONS", LATEST EDITION.
2. ALL RETENTION AND DETENTION SYSTEMS SHALL BE INSTALLED IN ACCORDANCE WITH ASTM D2321, LATEST EDITION AND THE MANUFACTURER'S PUBLISHED INSTALLATION GUIDELINES.
3. MEASURES SHOULD BE TAKEN TO PREVENT THE MIGRATION OF NATIVE FINES INTO THE BACKFILL MATERIAL, WHEN REQUIRED. SEE ASTM D2321.
4. GEOTEXTILE FABRIC SHALL INSTALLED TO PREVENT THE MIGRATION OF FINES FROM THE NATIVE SOIL INTO THE SELECT BACKFILL MATERIAL.
5. WHERE THE TRENCH BOTTOM IS UNSTABLE, THE CONTRACTOR SHALL EXCAVATE TO A DEPTH REQUIRED BY THE ENGINEER AND REPLACE WITH SUITABLE MATERIAL AS SPECIFIED BY THE ENGINEER. AS AN ALTERNATIVE AND AT THE DISCRETION OF THE DESIGN ENGINEER, THE TRENCH BOTTOM MAY BE STABILIZED USING A GEOTEXTILE MATERIAL.
6. SUITABLE MATERIAL SHALL BE CLASS I OR II. THE CONTRACTOR SHALL PROVIDE DOCUMENTATION FOR MATERIAL SPECIFICATION TO ENGINEER. MINIMUM BEDDING THICKNESS SHALL BE 6".
7. SUITABLE BACKFILL MATERIAL SHALL BE CLASS I OR II IN THE PIPE ZONE EXTENDING NOT LESS THAN 6" ABOVE CROWN OF PIPE. THE CONTRACTOR SHALL PROVIDE DOCUMENTATION FOR MATERIAL SPECIFICATION TO ENGINEER. MATERIAL SHALL BE INSTALLED AS REQUIRED IN ASTM D2321, LATEST EDITION.
8. MINIMUM COVER OVER ALL RETENTION / DETENTION SYSTEMS IN NON-TRAFFIC APPLICATIONS (GRASS OR LANDSCAPE AREAS) IS 12" FROM TOP OF PIPE TO GROUND SURFACE. ADDITIONAL COVER MAY BE REQUIRED TO PREVENT FLOATATION. FOR TRAFFIC APPLICATIONS,MINIMUM COVER IS 12" UP TO 36" DIAMETER PIPE AND 24" OF COVER FOR 42" - 60" DIAMETER PIPE, MEASURED FROM TOP OF PIPE TO BOTTOM OF FLEXIBLE PAVEMENT OR TO TOP OF RIGID PAVEMENT.

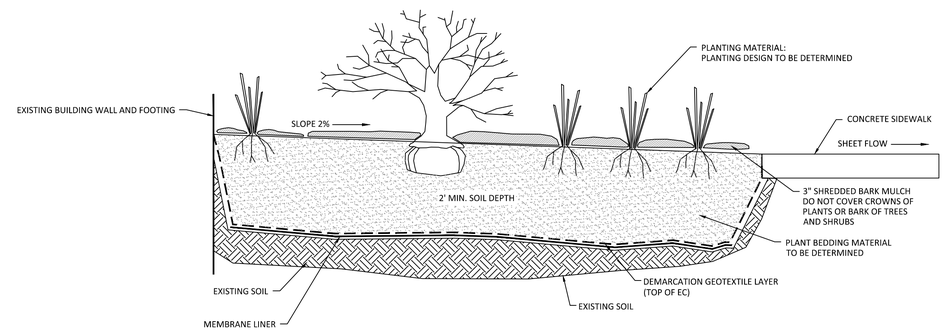

8 D-02 MISA BUILDING RESTORATION 1
NOT TO SCALE

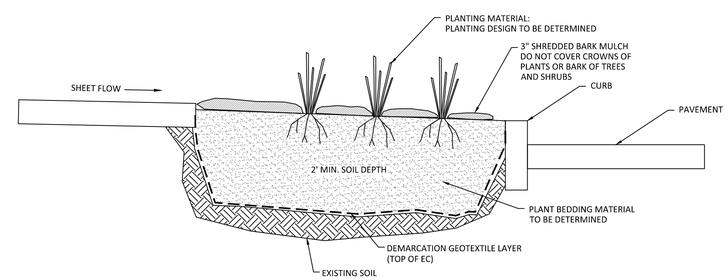

9 D-02 MISA BUILDING RESTORATION 2
NOT TO SCALE

AECOM

PROJECT

Phase II Remedial Action
Town of Greenwich
Greenwich High School
10 Hillside Road
Greenwich, Connecticut

CLIENT

CONSULTANT

AECOM
500 Enterprose Drive Suite 3B
Rocky Hill, CT 06067-3913
860.529.8882 tel 860.529.3991 fax
www.aecom.com

REGISTRATION

50% DRAFT
PRELIMINARY DESIGN

XX/XX/2020
Date

Xxxx Xxxxxxx, P.E.
CTPE Lic. No. XXXXXXXX

REFERENCE

ISSUE/REVISION

I/R	DATE	DESCRIPTION

PROJECT NUMBER
60432356

SHEET TITLE
DETAILS
2 OF 3

SHEET NUMBER
D-02

Printed on ___% Post-Consumer Recycled Content Paper

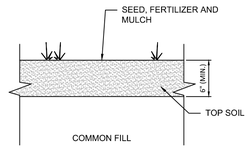

1 D-03 RESTORE TURF DETAIL
NOT TO SCALE

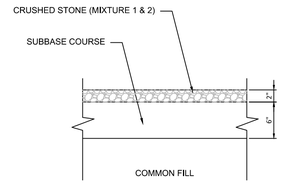

2 D-03 RESTORE GRAVEL WALKING SURFACE
NOT TO SCALE

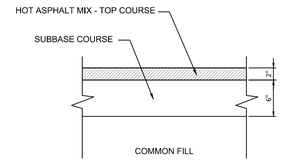

3 D-03 RESTORE ASPHALT WALKING SURFACE
NOT TO SCALE

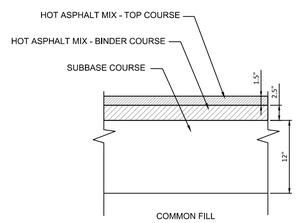

4 D-03 ASPHALT DRIVEWAY / PARKING LOT RESTORATION DETAILS
NOT TO SCALE

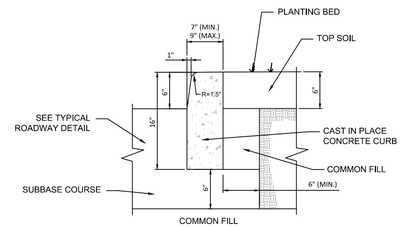

5 D-03 CONCRETE CURB RESTORATION DETAILS
NOT TO SCALE

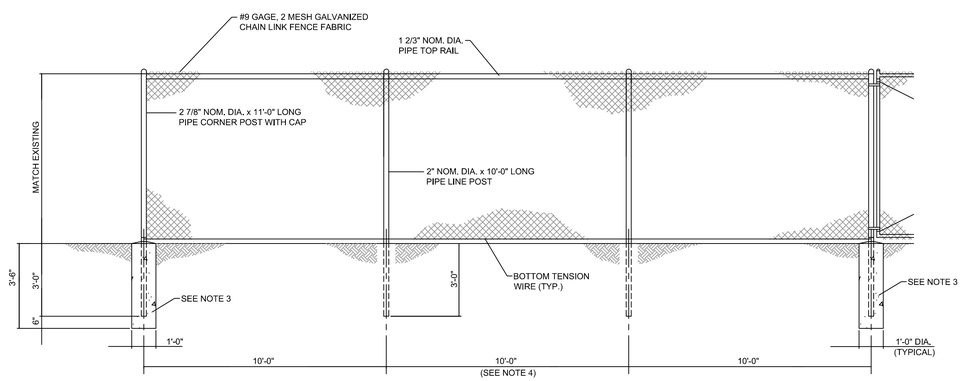

CHAIN LINK ELEVATION

NOTES

1. ALL PIVOT POST HOLES SHALL BE AUGURED, DO NOT FORM.
2. CONCRETE SHALL REACH A MINIMUM STRENGTH OF 3,000 P.S.I. AT 28 DAYS.
3. LINE POSTS SHALL BE DRIVEN AND INSTALLED EQUALLY SPACED ALONG FENCE LINE AT A MAXIMUM OF 10'-0" CENTER TO CENTER.
4. ALL WIRE, FENCE FABRIC, POST, BRACE RAILS AND HARDWARE TO BE HOT DIPPED GALVANIZED.
5. FABRIC SHALL MATCH EXISTING ADJACENT MATERIAL.

6 D-03 CHAIN LINK FENCE RESTORATION DETAILS
NOT TO SCALE

AECOM

PROJECT

Phase II Remedial Action
Town of Greenwich
Greenwich High School
10 Hillside Road
Greenwich, Connecticut

CLIENT

CONSULTANT

AECOM
500 Enterprose Drive Suite 3B
Rocky Hill, CT 06067-3913
860.529.8882 tel 860.529.3991 fax
www.aecom.com

REGISTRATION

50% DRAFT
PRELIMINARY DESIGN

XX/XX/2020
Date

Xxxx Xxxxxxx, P.E.
CTPE Lic. No. XXXXXXXX

REFERENCE

ISSUE/REVISION

I/R	DATE	DESCRIPTION

PROJECT NUMBER

60432356

SHEET TITLE

DETAILS
3 OF 3

SHEET NUMBER

D-03

ANSI D 22" X 34"
Approved:
Checked:
Designer:
Project Management Initials:

Printed on ___% Post-Consumer Recycled Content Paper

ANSI D 22" x 34"

Approved:

Checked:

Designer:

Project Management Initials:

NOTES

1. SEE SHEET G-01 FOR TYPICAL LEGEND.

SAMPLE KEY

- NOT DETECTED
- 1 mg / kg
- >1 - ≤10 mg / kg
- >10 - ≤50 mg / kg
- >50 - ≤100 mg / kg
- >100 - ≤500 mg / kg
- >500 mg / kg

NOTE

COLORS INDICATE THE MAXIMUM PCB CONCENTRATION IN SOIL.

EXCAVATION KEY

- 1.5 FT EXCAVATION AREA (SOIL MAY BE REUSED)
- 1.5 FT EXCAVATION AREA (OFFSITE DISPOSAL)
- 1-2 FT EXCAVATION AREA (PORTIONS OF SOIL TO BE REUSED)
- 3 FT EXCAVATION AREA
- 4 FT EXCAVATION AREA
- 5 FT EXCAVATION AREA
- 6 FT EXCAVATION AREA

AECOM

PROJECT

Phase II Remedial Action
Town of Greenwich
Greenwich High School
10 Hillside Road
Greenwich, Connecticut

CLIENT

CONSULTANT

AECOM
500 Enterprose Drive Suite 3B
Rocky Hill, CT 06067-3913
860.529.8882 tel 860.529.3991 fax
www.aecom.com

REGISTRATION

50% DRAFT
PRELIMINARY DESIGN

XX/XX/2020

Date

Xxxx Xxxxxxx, P.E.
CTPE Lic. No. XXXXXXXX

REFERENCE

0 50' 100'

ISSUE/REVISION

I/R	DATE	DESCRIPTION

PROJECT NUMBER

60432356

SHEET TITLE

SITE SAMPLING PLAN

SHEET NUMBER

SAMP-01

Printed on ___% Post-Consumer Recycled Content Paper

Attachment B EC Operations, Maintenance and Monitoring Plan

Post-Remediation and Engineered Control
Operations, Maintenance, and Monitoring Plan
Updated January 2021
Greenwich High School
10 Hillside Road
Greenwich, Connecticut

1. Purpose

This Post-Remediation and Engineered Control (EC) Operations, Maintenance, and Monitoring (OM&M) Plan for Greenwich High School (the site) is being submitted in conjunction with the Phase II Remedial Action Plan (RAP; AECOM, 2020a). This plan expands upon the existing OM&M developed for the Engineered Control (EC) associated with Fields 6 and 7 (AECOM, 2020b) submitted to the Connecticut Department of Energy and Environmental Protection (DEEP) and United States Environmental Protection Agency (EPA) in November 2020, following completion of construction in the summer of 2020 during Phase I remediation.

Phase II remediation includes the excavation and disposal of potentially accessible soil up to six feet bgs beneath Fields 2, 3, 4, and 5 and the construction of three types of EC. These ECs include a cap that incorporates an impermeable liner beneath artificial turf Fields 3 and 4 and an area to the east, a pavement cap in the western parking lot area, and a clean soil cap on Fields 2 and 5 and in landscaped areas near the school building. The ECs will be maintained through the implementation of a sitewide Environmental Land Use Restriction (ELUR) and monitored as described herein.

This OM&M plan addresses the maintenance of the one existing and three proposed ECs at the site, monitor concentrations of contaminants of concern (COCs) in groundwater downgradient of the ECs, and monitor PCB concentrations in stormwater runoff water to the West Brothers Brook (WBB) following Phase II remediation at the site. The locations of the four ECs are depicted on **Figure 1**.

2. Engineered Controls

The Fields 6 and 7 EC was constructed in August 2020 as part of Phase I Remediation. The EC consists of a geotextile fabric and stone base below the synthetic turf. The EC is demarcated by a layer of orange marker fabric (i.e., snow fencing) below approximately two inches of dynamic stone base that directly underly the synthetic turf fields and shock pad.

The three types of ECs included in the Phase II remedial design are the following:

1. An EC consisting (from bottom to top) of an impermeable barrier, a geocomposite, 12 inches of dense graded aggregate (DGA), and a demarcation fabric will be constructed beneath Fields 3 and 4 and the area to the east of Field 3. This EC will render soil beneath the impermeable barrier inaccessible and environmentally isolated and serve as a TSCA cap. The impermeable liner will also serve to prevent groundwater from entering the stormwater drainage system associated with Fields 3 and 4. The impermeable barrier will be welded to a retaining wall to be constructed along the western edge of the Western Parking Lot.
2. A DEC-only EC consisting of 12 inches of clean soil underlying one foot of soil and natural grass in Field 2, Field 5, the area bordering the south, west, and north sides of Fields 3 and 4, and landscaped areas adjacent to the school building. This EC will render soil beneath the cap inaccessible and serve as a TSCA cap.
3. An EC consisting of 10 inches of subgrade underlying 4 to 6 inches of asphalt in the Western Parking Lot or 10 inches of subgrade under 4 to 6 inches of concrete, which will render soil beneath the subgrade inaccessible and serve as a TSCA cap.

2.1 Project Phasing

It is anticipated that remediation will be completed over the course of three years as described below:

2021: Excavations beneath Field 4, Field 5, and the area between Field 4 and the Western Parking Lot (Summer 2021), installation of an impermeable liner and EC beneath the playing surface of field 4 (Fall 2021), and restoration of the synthetic turf on Field 4 (Fall to Winter 2021).

2022: Excavations beneath Field 3 and the area between Field 3 and the Western Parking Lot (Summer 2022), installation of an impermeable liner beneath the playing surface of Field 3 (Fall 2022), and restoration of the synthetic turf on Field 3 (Fall to Winter 2022).

2023: Excavation and restoration of natural grass Field 2 (Summer to Fall 2023), construction of ECs adjacent to the school buildings, and restoration of Field 5.

3. Monitoring

Monitoring activities for the ECs will include routine visual inspection of the fields to ensure their integrity, sampling of stormwater outfall locations, and sampling of monitoring wells along the boundary of the ECs.

3.1 Inspections

Visual inspections of all four ECs will occur as described in **Table 1**. Inspection visits will be recorded on inspection sheets. Example inspection sheets are provided as attachments; however, an equivalent form from the Town's existing computerized maintenance management system may also be used. All forms will note the condition of the fields, grass cover, and asphalt and any recommendations for maintenance or repair. A photographic log will be attached to the inspection form.

Table 1 – EC Inspection Requirements

Engineered Control	Inspection Frequency	Inspection Tasks
Fields 6 and 7	Twice per year (spring and fall)	• Monitor for tears or displacement (e.g., subsidence) of the synthetic turf materials
Fields 3 and 4	Twice per year (spring and fall)	• Monitor for tears or displacement (e.g., subsidence) of the synthetic turf materials • Inspect retaining wall for structural damage or warping (i.e. due to moisture build up behind the wall)
Soil Cap	Twice per year (spring and fall)	• Ensure consistent grade • Evaluate state of vegetative cover (natural sod) • Evaluate for evidence of subsidence or settling
Asphalt and Concrete	Twice per year (spring and fall)	• Monitor for damage to asphalt surface

3.2 Groundwater Monitoring

Following completion of construction of each EC, groundwater monitoring will be performed to evaluate the presence of COCs in groundwater downgradient of the EC, establish compliance with the SWPC at monitoring wells upgradient of the West Brothers Brook, as applicable, and confirm that PCBs are not present in the new turf field drainage system. Groundwater samples will be collected from using methods consistent with USEPA

Region I Low-Flow sampling guidance. Samples will be analyzed by a CT Department of Public Health (DPH) certified laboratory and in accordance with CT DEEP Reasonable Confidence Protocol methods. Field duplicates and MS/MSD samples will be collected at a rate of 1 per 20 field samples.

The groundwater monitoring plan is summarized below in **Table 2** and **Table 3**. **Figure 2** depicts the existing monitoring well network and the existing and proposed turf field drainage outfall locations. Monitoring wells located in within the footprint of the impermeable EC and stormwater detention system associated with the Fields 3 and 4 EC will be abandoned during remediation.

The perforated perimeter drains underneath Fields 3 and 4 and above the impermeable liner will receive stormwater that is redirected off the fields by flat drains during rain events. The perforated drains will direct water to three solid pipes which will run from east to west, and discharge to West Brothers Brook through stormwater outfalls. One outfall will be located south of Field 3 and north of Field 2 (OF2), one will be located between Fields 3 and 4 (OF3), and another located north of Field 4 (OF4). On a quarterly basis, outfall locations will be inspected to determine if water is flowing. If stormwater is observed to be flowing of any location, a grab sample will be collected and analyzed for PCBs by Method 680. If PCBs are detected in the outfall samples, a focused evaluation will be performed to determine the source of impacts and corrective measures will be implemented, as appropriate.

3.2.1 Monitoring Schedule

Compliance monitoring will be performed quarterly, as detailed in **Table 2,** for one year following completion of remediation and implementation of all ECs. Following one year of quarterly groundwater monitoring, monitoring will be reduced to semi-annual frequency at wells around the EC, except in areas where groundwater compliance monitoring is still pending. Monitoring of the outfalls for all fields will be performed for two years to ensure that groundwater is not entering the closed stormwater collection system beneath Fields 3 and 4 and to ensure that contaminated groundwater is not entering the open stormwater collection system beneath Fields 6 and 7.Performance monitoring will be performed annually for five years following completion of remediation. EC and performance monitoring will be performed as detailed in **Table 3**.

Table 2: Post-Remediation Compliance Monitoring

Monitoring Location ID	Screened Interval (ft)	Location	Purpose	Analyses (and Analytical Methods)
MW-AL10	2-12	DG of Field 4 & UG of WBB	SWPC Compliance	PCBs (Method 680), CT ETPH, CT15 Metals (6010/6020)
MW-P11	2-12	DG of Field 2 & UG of WBB	SWPC Compliance & Post-Remediation Performance Monitoring	PCBs (Method 680), CT ETPH, CT15 Metals (6010/6020), PAHs (8270 SIM)
MW-P7	5-15	DG of Field 2 & UG of WBB	SWPC Compliance & Post-Remediation Performance Monitoring	PCBs (Method 680), CT ETPH, CT15 Metals (6010/6020)
MW-AE8	2-12	DG of Field 3 & UG of WBB	SWPC Compliance	PCBs (Method 680), CT ETPH, CT15 Metals (6010/6020)
MW-S15	5-15	DG of Field 2	SWPC Compliance	PCBs (Method 680), CT ETPH, CT15 Metals (6010/6020)
MW-V18	3-13	DG of Field 3	SWPC Compliance	PCBs (Method 680), CT ETPH, CT15 Metals (6010/6020)
MW-Y9	2-12	UG of WBB	SWPC Compliance	PCBs (Method 680), CT ETPH, CT15 Metals (6010/6020)
MW-AH16R	5-15	DG of Fields 3 & 4	Post-Remediation Performance monitoring	PCBs (Method 680), CT ETPH, CT15 Metals (6010/6020)
MW-AJ19	5-15	DG of Field 4	Post-Remediation Performance monitoring	PCBs (Method 680), CT ETPH
MW-AM16	5-15	DG of Field 4	Post-Remediation Performance monitoring	PCBs (Method 680), CT ETPH, CT15 Metals (6010/6020)
MW-X17	5-15	DG of Field 3	Post-Remediation Performance monitoring	PCBs (Method 680), CT ETPH, CT15 Metals (6010/6020)
MW-P11	2-12	DG of Field 2 & UG of WBB	Post-Remediation Performance Monitoring	PCBs (Method 680), CT ETPH, CT15 Metals (6010/6020)
MW-AV17	8-18	DG of Field 6	SWPC Compliance	PCBs (Method 680), Lead (6010/6020)
MW-AY20	4-14	DG of Field 7	SWPC Compliance	PCBs (Method 680), Lead (6010/6020)
MW-V16	26.4-36.4	DG of Field 3	Post-Remediation Performance Monitoring	PCBs (Method 680)

Table Notes:
DG = Downgradient
UG = Upgradient
WBB = West Brother Brooks
AOC 1 = Area of historical fill placement

Table 3: EC Monitoring Plan

Monitoring Location ID	Screened Interval (ft)	Location	Purpose	Analyses (and Analytical Methods)
MW-AL10	2-12	DG of Field 4 & UG of WBB	EC Monitoring	PCBs (Method 680)
MW-AE8	2-12	DG of Field 3 & UG of WBB	EC Monitoring	PCBs (Method 680)
MW-S15	5-15	DG of Field 2	EC Monitoring	PCBs (Method 680)
MW-V18	3-13	DG of Field 3	EC Monitoring	PCBs (Method 680)
MW-Y9	2-12	UG of WBB	EC Monitoring	PCBs (Method 680)
MW-AP11		UG of WBB	EC Monitoring	PCBs (Method 680)
MW-AV17	8-18	DG of Field 6	EC Monitoring	PCBs (Method 680)
MW-AY20	4-14	DG of Field 7	EC Monitoring	PCBs (Method 680)
Outfall - OF3	NA	Drainage for Fields 3 and 4	EC monitoring	PCBs (Method 680)
Outfall – OF2 (new)	NA	Drainage for Field 3	EC monitoring	PCBs (Method 680)
Outfall - OF4	NA	Drainage for Fields 4 and 6	EC monitoring	PCBs (Method 680)
Outfall - OF6/7	NA	Drainage for Field 7	EC monitoring	PCBs (Method 680)
MW-AA12	3-8	Field 3	Abandon	None
MW-AA12D	20-30	Field 3	Abandon	None
MW-AG10	4-14	Field 3	Abandon	None
MW-AJ13	2-12	Field 4	Abandon	None
MW-AJ13D	25-35	Field 4	Abandon	None
MW-Y15	5-15	Between Field 3 & Western Parking Lot	Abandon	None
MW-Y15D	35-40	Between Field 3 & Western Parking Lot	Abandon	None

Table Notes:
DG = Downgradient
UG = Upgradient
WBB = West Brother Brooks
AOC 1 = Area of historical fill placement

4. Maintenance

Periodic maintenance activities will be necessary to ensure the long-term performance and integrity of the various cover materials, such that the underlying ECs are not disturbed or degraded over time. These activities are described below. While unlikely, it is possible that significant maintenance activities could disturb the EC, in which case, notification to DEEP will be required to temporarily lift the ELUR that legally forbids disturbance of the ECs.

4.1 Fields 6 and 7 EC

Two inches of dynamic stone base were placed above the demarcation layer of the EC to allow for regular maintenance activities including minor regrading and field turf material replacement without disturbing the EC. However, in the future, maintenance activities that disturb the EC and require approval from DEEP could be deemed necessary to ensure proper performance of the EC. The most likely area requiring the disturbance of the EC would be drainage issues associated with the perforated field drainage structures, which are located in deeper stone trenches within the EC.

4.2 Fields 3 and 4 EC

A minimum of six inches of dynamic stone base will be placed above the demarcation layer of the EC to allow for regular maintenance activities without disturbing the EC. However, in the future, maintenance activities that disturb the EC may be deemed necessary to ensure proper performance of the EC. Unlike the Fields 6 and 7 EC, the drainage features for managing stormwater on Fields 3 and 4 will be placed above the EC demarcation layer. Therefore, maintenance of stormwater pipe drains will be allowed without disturbing the EC, as will replacement of the field turf surface materials and minor regrading.

4.3 Soil Cap EC

The clean soil cap EC will be located within Fields 2 and 5, to the south and west of Fields 3 and 4, and in grassy areas adjacent to the western side of the high school. An existing sprinkler system is present at approximately 12 inches below ground surface in Fields 2 and 5. The soil cap EC will consist of 12 inches of clean soil beginning beneath the sprinkler lines located at 12 inches below ground surface. Since the top of the EC is below the sprinkler system, maintenance of the sprinkler system will be allowed without disturbance of the EC. The 24 inches of combined clean material will be covered by natural grass sod. Regular landscaping activities including lawn mowing, regrading, and routine replacement of Field 2 infield sod will be performed without disturbance to the EC.

4.4 Asphalt EC

The extent of the asphalt EC is limited to the Western Parking Lot. Extensive underground utilities including electrical and stormwater drainage features are present beneath the Western Parking Lot. The asphalt EC will cover many of these utilities with the exception of the stormwater detention basin below which COCs at concentrations above the R DEC were removed in 2015. Repairs to the asphalt surface will not disturb the EC. Repairs to the underlying subbase within the footprint of the EC could result in disturbance of the EC and require approval from DEEP.

5. Contacts

The person(s) overseeing operation, maintenance, and/or monitoring activities for the engineered barrier will be the Director of Facilities for Greenwich Public Schools with support provided by the Town of Greenwich Department of Public Works Department and the Parks and Recreation Department.

6. Reporting

The attached form detailing the inspections and maintenance must be submitted on an annual basis to CT DEEP. These forms will be provided to the Town's LEP who will submit them as part of an annual monitoring report.

7. References

AECOM, 2020a. Phase II Remedial Action Plan. Greenwich High School, Greenwich, CT. Rocky Hill, CT: AECOM. December 2020.

AECOM, 2020b. Fields 6 & 7 Engineered Control Operation, Maintenance, and Monitoring Plan. Greenwich High School, Greenwich, CT. Rocky Hill, CT: AECOM. November 2020.

Attachments:

Engineered Control Inspection & Repair Forms

Figure 1 – Areas of Engineered Controls

Figure 2 – Monitoring Well Network

ENGINEERED CONTROL INSPECTION & REPAIR FORM – ARTIFICIAL TURF

AECOM Imagine it. Delivered.

Inspector: (Please print)_____ Signature:_____

Date: _____ Weather Conditions: _____

Purpose of visit:

_____ Inspection (Complete 1-5 below).

_____ Repair (Complete 6-11 below.)

1. Condition of turf: (Note any cracks, heaving or subsidence of the turf.)

_____

_____

2. Condition of Joints and Sealed Cracks (Note presence of weeds or soil or if sealant is in place.):

_____

_____

3. Condition of curbs (Note presence of cracks, settlement, weep holes, signs of process discharge, i.e. staining):

_____

_____

4. Condition of field drainage (Note any puddled water):

_____

_____

5. Is maintenance required?

☐ No ☐Yes

If yes, describe the maintenance (e.g., cleaning-out drains) performed:

_____

_____

_____

6. Are repairs required? ☐ No ☐ Yes If yes, attach photographs of damaged area and describe the repairs performed.

_____

_____

_____

7. Location(s) of repair: _____

_____

_____

_____

8. Repair performed by: _____

_____

_____

9. Description of materials used in the repair of the EC:

_____

_____

_____

10. Attach photos of repair.

ENGINEERED CONTROL INSPECTION & REPAIR FORM – ASPHALT AND CONCRETE

AECOM Imagine it. Delivered.

Inspector: (Please print)_____ Signature:_____

Date: _____ Weather Conditions: _____

Purpose of visit:

_____ Inspection (Complete 1-2 below).

_____ Repair (Complete 3-7 below.)

1. Condition of asphalt and concrete: (Note any cracks, potholes, damage)

_____

_____

_____

_____

_____

_____

2. Is maintenance required?

☐ No ☐Yes

If yes, describe the maintenance (e.g. patching) performed:

_____

_____

_____

3. Are repairs required? ☐ No ☐ Yes If yes, attach photographs of damaged area and describe the repairs performed.

_____

_____

_____

4. Location(s) of repair: _____

_____

_____

_____

5. Repair performed by: _____

_____

_____

6. Description of materials used in the repair of the EC:

_____

_____

_____

7. Attach photos of repair.

ENGINEERED CONTROL INSPECTION & REPAIR FORM – SOIL CAP AECOM Imagine it. Delivered.

Inspector: (Please print)_____ Signature:_____

Date: _____ Weather Conditions: _____

Purpose of visit:

_____ Inspection (Complete 1-3 below).

_____ Repair (Complete 4-8 below.)

1. Condition of sod and grade: (Note any heaving or subsidence of the grass)

_____

_____

_____

_____

_____

_____

2. Condition of field drainage (Note any puddled water):

_____

_____

3. Is maintenance required?

☐ No ☐Yes

If yes, describe the maintenance (e.g. regrading) performed:

_____

_____

_____

4. Are repairs required? ☐ No ☐ Yes If yes, attach photographs of damaged area and describe the repairs performed.

_____

_____

_____

5. Location(s) of repair: _____

_____

_____

_____

6. Repair performed by: _____

_____

_____

7. Description of materials used in the repair of the EC:

_____

_____

_____

8. Attach photos of repair.

Figures

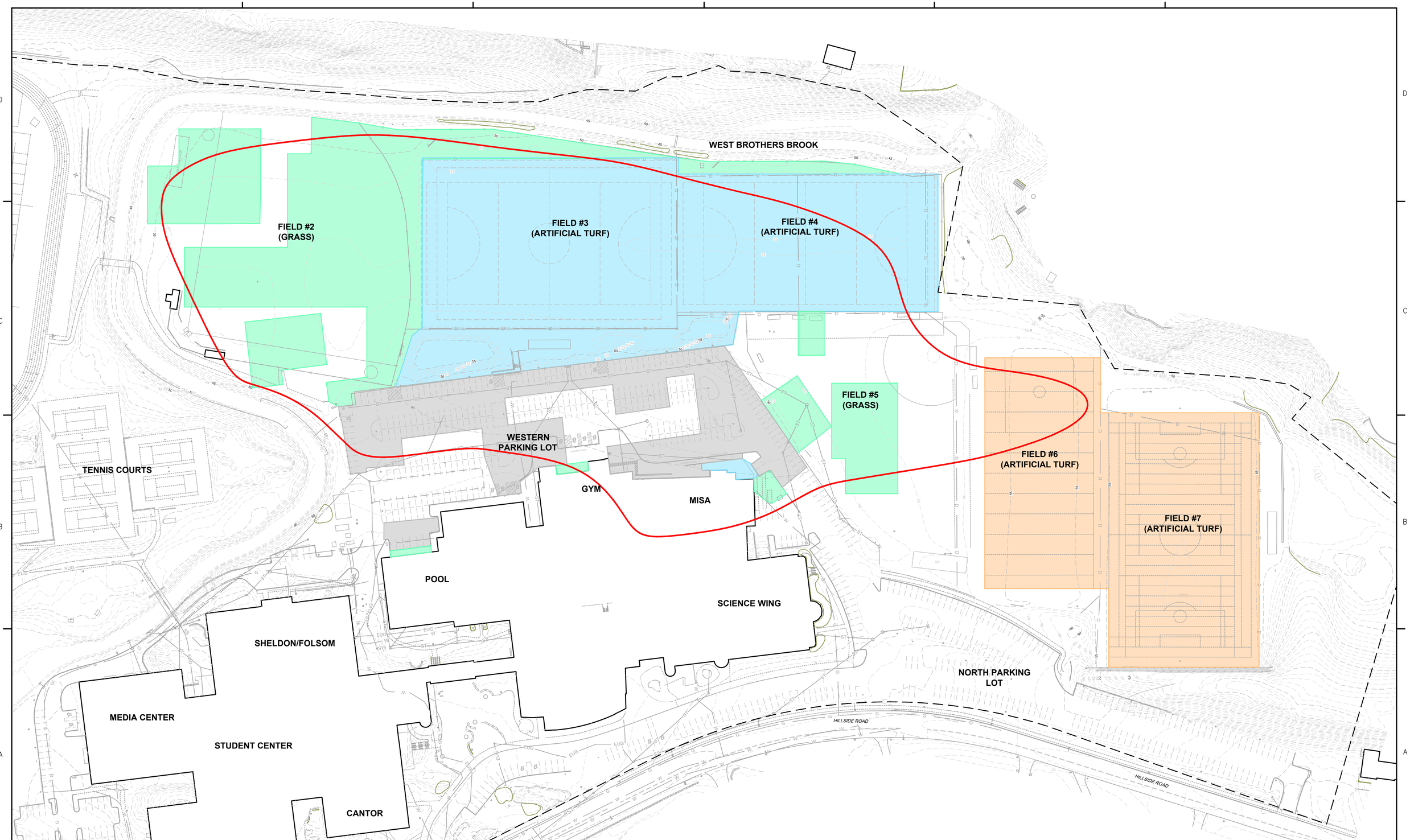

LEGEND:

- PROPERTY BOUNDARY
- EXTENTS OF HISTORICAL FILL PLACEMENT (AOC 1)
- EC BOUNDARY – ASPHALT/CONCRETE AND SUBBASE
- EC BOUNDARY – >/= 2 FEET SOIL
- EC BOUNDARY – GEOTEXTILE, 0–12 INCHES STONE & IMPERMEABLE LINER
- EC BOUNDARY – FIELDS 6&7 – CONSTRUCTED IN SUMMER 2020 (PHASE I)

NOTES:
1. LIMITS OF ENGINEERED CONTROLS SUBJECT TO CHANGE BASED ON EXCAVATION ACTIVITIES AND VERIFICATION SAMPLING.

AECOM Environment
500 ENTERPRISE DR, STE 1A
ROCKY HILL, CT 06067
(860) 263-5800
www.aecom.com

AECOM

SCALE:
1" = 60'
60 120 180
SCALE FEET

UNLESS OTHERWISE NOTED OR CHANGED BY REPRODUCTION

GREENWICH HIGH SCHOOL
10 HILLSIDE RD
GREENWICH, CT

FIGURE 1

PROPOSED AND EXISTING ENGINEERED CONTROL AREAS

JANUARY 2021

JOB 60432356
FILE NO.
CAD FILE PROPOSED-EC-AREAS
SHEET

ARCH D – 3-7-05

PATH/FILENAME: \\US6KH02FP001\DATA\EVERYONE\60432356 GREENWICH HIGH SCHOOL REMEDIATION\900-WORK\GIS\CAD\PHASE II RAP\PROPOSED-EC-AREAS.DWG
LAST UPDATE: Tuesday, January 05, 2021 10:56:44 AM
PLOT DATE: Wednesday, January 06, 2021 10:12:27 AM

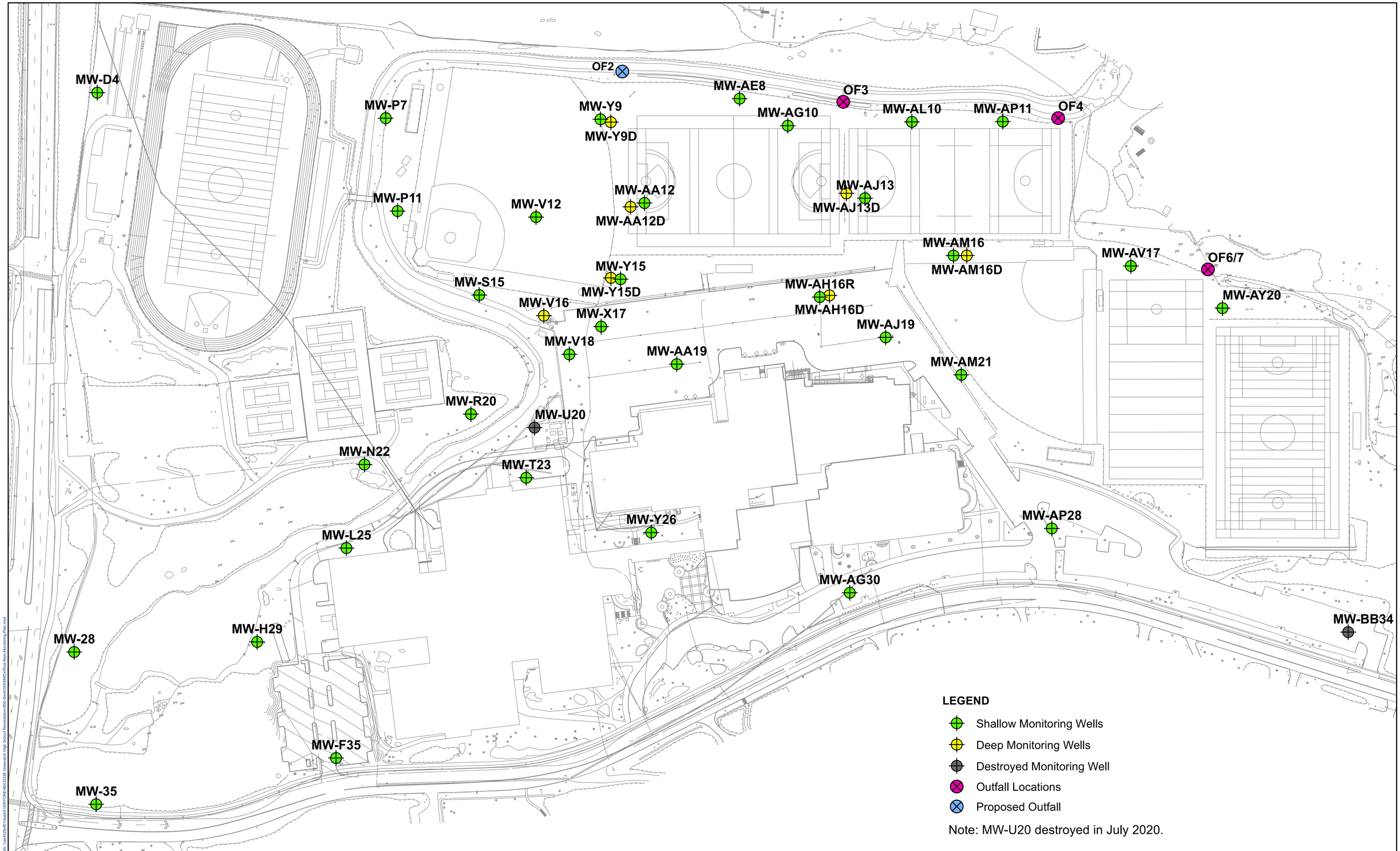

GREENWICH HIGH SCHOOL
10 HILLSIDE ROAD
GREENWICH, CT

SOURCE:
2010 AERIAL ORTHOPHOTO FROM STATE OF CONNECTICUT
DEPARTMENT OF ENERGY & ENVIRONMENTAL PROTECTION

AECOM Environment
500 ENTERPRISE DR, STE 1A
ROCKY HILL, CT 06067
(860) 263-5800
www.aecom.com

AECOM

N

SCALE:
1" = 70'
0 35 70 140 210 Feet
SCALE

UNLESS OTHERWISE NOTED OR CHANGED BY REPRODUCTION

POST-REMEDIATION AND
EC GROUNDWATER MONITORING PLAN
MONITORING WELL NETWORK (2020)

PROJECT NUMBER:
60432356

FIGURE:
2

Appendix D

Draft Site Stormwater Management Plan

DRAFT

Site Stormwater Management Plan

Greenwich High School Remediation

Town of Greenwich, Connecticut

Project number: 60432356

January 2021

DRAFT

Project number: 60432356

Quality information

Prepared by	Checked by	Verified by	Approved by
Craig Drennan, EIT Water Resources Engineer	Randall Twiss, PE Senior Staff Engineer	Yan Zhang, PE Senior Water Resources Engineer	Michael Doherty, PE Vice President

Revision History

Revision	Revision date	Details	Authorized	Name	Position

Distribution List

# Hard Copies	PDF Required	Association / Company Name

Project number: 60432356

Prepared for:

Town of Greenwich, Connecticut

Prepared by:

AECOM
500 Enterprise Drive
Rocky Hill, CT 06067
aecom.com

Copyright © 2020 by AECOM

Table of Contents

1. Project Narrative 7
1.1 Project Description & Purpose 7
1.2 Site Description 7
1.3 Critical On-Site Resources 8
1.4 Critical Off-Site Resources 8
1.5 Summary of Stormwater Impacts and BMP Design 8
1.6 Site Plans 9
1.7 Construction Schedule 9
2. Calculations 11
2.1 Pollutant Reduction 11
2.2 Groundwater Recharge 11
2.3 Peak Flow Control 11
3. Town of Greenwich Stormwater Management Standards 15
Standard 1: Low Impact Development 15
Standard 2: Protection of Natural Hydrology 15
Standard 3: Stormwater Best Management Practices 16
Standard 4: Runoff Volume Reduction and Groundwater Recharge 16
Standard 5: Peak Flow Control 16
Standard 6: Pollutant Reduction 17
Standard 7: High Load Areas 17
Standard 8: Critical Areas 17
Standard 9: Redevelopment 17
Standard 10: Construction Erosion and Sediment Control 18
Standard 11: Construction Inspections 18
Standard 12: Operation and Maintenance 19
Standard 13: Stormwater Management Report 19
Standard 14: Illicit Discharges 19
4. Design Drawings & Specifications 20
5. Construction Erosion & Sediment Control 21
5.1 Description and Maintenance of Erosion Control Measures 21
5.1.1 Temporary Stabilization Measures 21
5.1.2 Temporary Structural Measures 21
5.1.3 Permanent Stabilization Measures 21
5.1.4 (PS) Permanent Seeding: 22
5.1.5 Permanent Structural Measures (Post Construction Stormwater Management) 22
5.1.6 Other Controls 23
6. Supporting Documents & Studies 24
7. Other Required Permits & Approvals 25
Appendix A – USDA Web Soil Survey Report 26
Appendix B – HydroCAD Model Report Files 27
Appendix C – Town of Greenwich LID Design Checklist 28
Appendix D – Pollutant Reduction Calculations 29
Appendix E – Town of Greenwich TSS Removal Worksheet 30
Appendix F – Draft Construction Erosion & Sediment Control Plan 31

Figures (located at end of text)

Figure 1-1. Greenwich High School Site Locus
Figure 1-2. 100-Year Floodplain Boundaries
Figure 1-3. Sitewide Wetland Delineations
Figure 1-4. Sitewide Monitoring Well Locations
Figure 1-3. Existing Conditions Impervious Surface Coverage
Figure 1-4. Proposed Conditions Impervious Surface Coverage
Figure 2-1. Existing Conditions Watershed Map
Figure 2-2. Proposed Conditions Watershed Map

Tables

Table 1-1. Generalized Construction Schedule 9
Table 2-1. Existing Condition Land Uses 11
Table 2-2. Proposed Condition Land Uses 12
Table 2-3. Existing Condition Runoff Rates 12
Table 2-4. Proposed Condition Runoff Rates 13
Table 2-5. Existing & Proposed Runoff from the Proposed Liner Area 13

List of Acronyms

Acronym	Definition
ADA	Americans with Disabilities Act
BMP	Best Management Practice
CE	Construction Entrance
cfs	cubic feet per second
CN	Curve Number
CTDEEP	Connecticut Department of Energy and Environmental Protection
CTSQM	Connecticut Stormwater Quality Manual
DC	Dust Control
DP	Drainage Point
DGA	Dense Graded Aggregate
GHS	Greenwich High School
HDPE	High Density Polyethylene
HSG	Hydrologic Soil Group
lbs	pounds
LID	Low Impact Design
MISA	Music Instructional Space and Auditorium
O&M	Operations and Maintenance
PAH	Polycyclic Aromatic Hydrocarbons
PCB	Polychlorinated Biphenyls
RCP	Reinforced Concrete Pipe
RRV	Runoff Reduction Volume
SDM	Town of Greenwich Stormwater Drainage Manual
s.f.	square feet
SW	Straw Wattle
Tc	Time of Concentration
TP	Tree Protection
TS	Temporary Seeding
TSS	Total Suspended Solids
USDA	United States Department of Agriculture
VOC	Volatile Organic Carbon
WQV	Water Quality Volume

1. Project Narrative

1.1 Project Description & Purpose

AECOM has prepared this Site Stormwater Management Plan on behalf of the Town of Greenwich (Town) Department of Public Works for the Greenwich High School property, located at 10 Hillside Road in Greenwich, Connecticut (the site). A Site Location map is provided as **Figure 1-1**. During the construction of the Music Instructional Space and Auditorium (MISA) in 2011, polychlorinated biphenyls (PCBs) were encountered. Further investigation found that fill used during the initial construction of the school in the late 1960s and early 1970s was impacted by PCBs, metals, volatile organic compounds (VOCs), polycyclic aromatic hydrocarbons (PAHs), petroleum hydrocarbons (AECOM, 2019). Remediation of soil affected by this fill is ongoing.

The stormwater evaluation and management plan detailed in this report supports the remedial design and restoration of the site. Two synthetic turf fields currently on the Site will be removed and rebuilt in place on top of an impermeable membrane liner designed to contain contaminants of concern and prevent infiltration by stormwater. Following the Town of Greenwich Stormwater Drainage Manual, this project is considered to be a redevelopment project for the purposes of stormwater management compliance.

1.2 Site Description

The Greenwich High School Site is a 54.75-area property that consists of a high school campus, including school buildings, seven athletic fields, tennis courts, and parking lots for students and faculty. The property is bisected by West Brothers Brook (the Brook), of which approximately 3,000 linear feet are located on school grounds. On the Site, the upper 1,875 feet of the Brook are routed through a concrete-lined open channel around the athletic fields before it returns to its natural alignment and channel bed material. The Brook feeds into Cider Mill Pond, a small waterbody located on the southeastern corner of the property. Water from Cider Mill Pond flows over two spillways in a dam, returning to West Brothers Brook before exiting the southeastern corner of the property via culverts constructed under East Putnam Avenue. Portions of the Site are located within the 100- and 500-year floodplains of West brothers Brook. Refer to **Figure 1-2** for the delineation of the 100-Year floodplain. The school maintains two footbridges that cross the Brook, connecting the school buildings & parking lots to athletic fields on the southern end of the campus. Wetland areas are located along West Brothers Brook, Cider Mill Pond, and behind athletic fields along the northern boundary of the property. These wetlands are delineated in **Figure 1-3**.

United States Department of Agriculture (USDA) Web Soil Surveys show that the majority of soil underneath the school buildings, parking lots, and some athletic fields consist of Hydrologic Soil Group (HSG) Type B soil. The majority of the athletic fields are built on HSG Type A/D soils. **Appendix A** to this report provides the full USDA Web Soil Survey report, which includes detailed soil descriptions of all soil types found onsite. Page 43 of **Appendix A** provides a map of HSG soil types across the Site.

Several outfalls on the Site currently discharge stormwater to West Brothers Brook. Two 15” high density polyethylene (HDPE) pipes discharge stormwater that infiltrates through the artificial turf surfaces of Fields 3,4, and 6. One 4” French drain that runs beneath Field 2 discharges stormwater that infiltrates in the outfield. Two 30” reinforced concrete pipe (RCP) outfalls discharge stormwater from the high school rooftops, parking lots, and other open areas. An underground stormwater detention basin is located under the western parking lot. It was constructed in 2011 in conjunction with the MISA construction. The existing conditions plan, shown on Sheet C-01 of the remedial design drawings (submitted separately), shows the locations of all existing stormwater outfalls but the French drain under Field 2. Monitoring well locations within the site are shown in **Figure 1-4**. No data exists on the quality of discharge from any existing stormwater outfalls.

The remedial design will consist of the reconstruction of the existing Athletic Fields 3 and 4, excavation of soil, relocation and placement of soil under an impermeable liner, the construction of an impermeable liner and associated water conveyances, and construction of Site improvements. The reconstructed synthetic turf athletic fields will be equipped with underdrain systems built above the impermeable membrane liner. This design will result in the addition of approximately 30,000 square feet of impervious surfaces to the Site. See **Section 1.5** for further discussion of the added impervious surfaces.

In addition to the remedial activity taking place on the school athletic fields, a 1,250 square foot area of impacted soils will be excavated to 2' below ground surface and and disposed. This area is currently covered by compacted soil and limited grass. This area will be restored with impermeable liner at the base and backfilled with 2' of clean soil prior to being planted with trees, shrubs, and ground cover. The planted area will not have impermeable sidewall lining to maintain drainage capabilities. An additional 250 square foot area nearby will be planted in a similar manner without the installation of any liner material. As these planted areas will improve drainage qualities of the area (converts compacted lawn to planted garden), stormwater impacts of this change will not be further investigated. More information on this portion of the project can be found in sheets C-02, C-04, and C-07 of the remedial design sheet set.

1.3 Critical On-Site Resources

As stated in **Section 1.2** and shown in **Figure 1-1**, approximately 3,000 linear feet of West Brothers Brook bisects the Site. Cider Mill Pond is fed by West Brothers Brook and is located in the southeastern corner of the Site. Onsite wetland delineations are shown in **Figure 1-2** of this report.

No waterbodies on or adjacent to the Site are included on the Connecticut 303(d) list of impaired waters. West Brothers Brook and Cider Mill Pond are both Class A Waterbodies as displayed in datasets provided by the Connecticut Department of Energy and Environmental Protection (CTDEEP).

No aquifer protection areas are established in the Town of Greenwich. While multiple groundwater monitoring wells are located onsite, no wells designated for drinking or irrigation are located on the Site.

1.4 Critical Off-Site Resources

West Brothers Brook empties into East Brothers Brook (aka Greenwich Creek) approximately 500 feet downstream of the Site. East Brothers Brook then drains into Long Island Sound approximately 5,500 feet downstream of its confluence with West Brothers Brook. A well survey conducted in 2012 found one offsite well used for irrigation, located upgradient from the Site at 41 Old Church Road. As noted in **Section 1.3**, no aquifer protection areas are established in the Town of Greenwich. The Site is generally surrounded by low-density residential developments on all sides.

1.5 Summary of Stormwater Impacts and BMP Design

The remedial design for the Site calls for the existing synthetic turf fields to be replaced in-kind, with an additional subsurface impermeable membrane liner to be constructed underneath. Following guidance from the Town of Greenwich, the synthetic turf fields are considered impervious for both existing and proposed conditions. All proposed surfaces above the impermeable landfill cap will also be considered impervious (see **Section 2** for detailed stormwater calculations). As such, the only increase in stormwater runoff from the Site will be due to added impervious cover where the area of the impermeable liner cap extends beyond the area of the existing turf fields, located around and underneath the proposed bleacher structure, added at the request of the Town of Greenwich. This additional area is approximately 30,000 square feet. The only paved surfaces proposed as part of this project are concrete sidewalks leading to the proposed bleachers and beneath the bleachers (**Section 2.1**).

Given this guidance on impervious cover, the portion of the Site analyzed in this report (see **Section 2** for detailed Site delineations) is 44% impervious and has a composite curve number of 83 under existing conditions. **Figure 1-5** shows the existing condition pervious and impervious coverages within the study area. Under proposed conditions, the Site will be 47% impervious and have a composite curve number of 84. **Figure 1-6** shows the proposed condition pervious and impervious coverages within the study area. **Section 2** of this report provides detailed site delineation information.

To address this increase in the impervious surface coverage, onsite detention will be provided to meet peak flow control requirements as defined in the Connecticut Stormwater Quality Manual (CTSQM) and the Town of Greenwich Stormwater Drainage Manual (SDM). Detention will be provided using detention-based stormwater best management practices (BMPs) in the form of subsurface HDPE pipes, installed in locations alongside the synthetic turf fields to be reconstructed and equipped with discharge control structures before discharge to the West Brothers Brook. Calculations are provided in **Section 2** of this report to document design and compliance with the CTSQM and SDM. No low-impact design (LID) BMPs will be included as part of this project.

1.6 Site Plans

Existing and proposed site plans are shown in the remedial design drawings, which will be submitted separately.

1.7 Construction Schedule

Remediation activities and field replacement will occur throughout multiple phases. Scheduling is primarily dependent upon coordination with school and athletic activities. A generalized construction schedule is listed in **Table 1-1** below. The Construction Schedule presented below is subject to change.

Table 1-1. Generalized Construction Schedule

Milestone	Dates
Request for Bid	February-March 2021
Contractor Selection	April-May 2021
Contract Award	May 2021
Contractor Mobilization – Season 1	June 2021
Excavation, Soil Relocation/Offsite Disposal – Season 1	June 2021 – August 2021
Stormwater, Gas Collection, Groundwater Recovery Piping/Structures – Season 1	August 2021
Membrane Liner Installation – Season 1	September 2021
Synthetic Turf Installation – Season 1	October 2021 – December 2021
Contractor De-Mobilization – Season 1	January-February 2022
Contractor Mobilization – Season 2	June 2022
Excavation, Soil Relocation/Offsite Disposal – Season 2	June 2022 – August 2022
Stormwater, Gas Collection, Groundwater Recovery Piping/Structures – Season 2	September 2022
Membrane Liner Installation – Season 2	October 2022
Synthetic Turf Field Build-up – Season 2	October 2022 – January 2022
Final Surface Restorations– Season 2	January-March 2022
Contractor De-Mobilization – Season 2	January-March 2022
Contractor Mobilization – Season 3	June 2023
Excavation, Soil Relocation/Offsite Disposal – Season 3	June 2023 – August 2023
Site Restoration – Season 3	September 2023
Contractor De-Mobilization – Season 3	September 2023

Estimated schedule is dependent on regulatory approval of the environmental remediation components of the project, construction contractor selection and contracting and weather.

2. Calculations

2.1 Pollutant Reduction

The additional runoff produced by this development will be generated by portions of the reconstructed synthetic turf fields and other surfaces (grassed areas, concrete sidewalks and retaining wall block) alongside the athletic fields. The proposed design will result in approximately 2,000 square feet of concrete sidewalks and approximately 840 square feet of retaining wall caps. These areas are considered the minimal extent practicable to support remediation of the site and provide for compliance with the Americans with Disabilities Act (ADA). The proposed design directs approximately 50 percent of the stormwater from concrete walkways towards adjacent grassed areas. These grassed areas are minimally sloped (less than or equal to 5 percent) and allow stormwater to percolate through a soil/synthetic matrix (0.5 feet of organic topsoil, 1 foot of silt, and geotextile wrapped geonet drainage layer). Stormwater will then be conveyed through a geonet into stone filled infiltration trenches before going into a pipe network with an underground detention gallery. The underground detention gallery ultimately discharges into West Brothers Brook. The other approximately 50 percent of the surface water from the concrete walkway which does not flow towards grassed areas is directed towards an existing Contech Vortechs System beneath the Western Parking Lot that ultimately discharges into West Brothers Brook. The Town of Greenwich *Credits for Low Impact Development Best Management Practices Checklist* is attached to this report as **Appendix B**.

The proposed design directs 100 percent of the stormwater from retaining wall top caps towards adjacent planting bed areas where plants can uptake a portion of discharge water and the other portion is percolated through soil/aggregate matrix (0.5 feet of topsoil and 1.5 feet or greater of granular aggregate mix). After percolating, stormwater is then drained from the backside of the retaining wall toward an existing Contech Vortechs System that ultimately discharges into West Brothers Brook. Therefore, minimal pollutant loading is expected to result from the concrete sidewalks and retaining wall caps.

The remedial design also includes replacing synthetic turf Fields 3 and 4 in kind. A 2008 study by Milone & MacBroom titled “Evaluation of the Environmental Effects of Synthetic Turf Athletic Fields” evaluated stormwater drainage quality from synthetic fields. The results of this evaluation concluded that metals do not leach in amounts that would be considered a risk to aquatic life based on Connecticut water quality standards (MMI, 2008). Furthermore, the remedial design will eliminate the episodic exfiltration of contaminated groundwater into stormwater structures, thereby reducing the pollutant loading to West Brothers Brook.

Water Quality Volume (WQV) and Runoff Reduction Volume (RRV) calculations are attached in **Appendix C**. Due to onsite limitations, the RRV stormwater management standard in the Town of Greenwich Stormwater Drainage Manual (Standard 4A) has been met to the extent practicable. This follows the requirements for redevelopment sites (Standard 9A).

The Town of Greenwich *TSS Removal Efficiency Calculations* worksheet has been completed and is attached to this report as **Appendix D**. While modeled as an impervious surface, the artificial turf fields proposed onsite will filter stormwater vertically, similar to infiltration practices. As shown in the design plans for the proposed membrane liner, rainfall landing within the proposed liner area will percolate through the layer or artificial turf itself, followed by a 6" layer of dynamic stone base and a 12" layer of dense graded aggregate (DGA) before being shunted towards the runoff collection system. For the purposes of TSS removal calculations, the fields are considered to be a vegetated filter strip with a width of greater than 45 feet, and the dynamic stone / DGA is considered to be a sand filter. While the Town of Greenwich Stormwater Drainage Manual only gives Total Suspended Solids (TSS) removal credit for sand filters when paired with a sediment forebay, pretreatment here is provided by the vegetated filter strip. This treatment train is better suited to the land use of the Site. As such, AECOM is requesting a variance to allow the use of a vegetated filter strip with the proposed sand filter, rather than the mandated sediment forebay.

The remedial design will preclude the infiltration of stormwater due to the potential for mobilizing Site contamination.

2.2 Peak Flow Control

The SDM states that the stormwater runoff rates discharged from the Site under the proposed conditions must not exceed discharge rates from the same Site under existing, pre-construction conditions, for the 2-, 5-, 10-, and 25-year recurrence storm events (peak flow control requirements). In addition, stormwater discharge from the proposed Site

during the 2-year storm event must either not exceed discharge observed from the existing Site during the 1-year storm event or not exceed 50% of the discharge from the existing Site during the 2-year storm event (channel protection requirements).

Tables 2-1 and **2-2** below show the land uses and soil types of each drainage area in the existing and proposed conditions models. Delineations of the drainage areas listed in **Table 2-1** are shown in **Figure 2-1.** The turf fields are being replaced in-kind. The area attributed to the turf fields will be modeled as the same curve number (98) for both the existing and proposed conditions, following current Town regulations.

For the purposes of assigning curve numbers, HSG Type C was assumed where the USDA Soil Survey (**Appendix A**) listed HSG Type B/D. Dirt Road covering was assumed where the surface type was bare earth, visible in baseball fields.

Table 2-1. Existing Condition Land Uses

Surface Covering Type & Soil Group	Applied Curve Number (CN)	Surface Coverage per Drainage Area, Square Feet					
		DP-1A	DP-1B	DP-2A	DP-2B	DP-3A	DP-3B
Concrete	98	0	0	6	0	14,577	423
Synthetic Turf	98	119,147	14,317	75	88,910	39,653	66,483
Pavement	98	240	0	476	0	110,658	498
Grass, HSG B	61	80,901	0	18,222	0	25,209	4,062
Grass, HSG C	74	62,736	17	159,450	1,643	94,227	22,251
Grass, HSG D	80	929	0	0	0	0	0
Forest, HSG B	60	20,333	0	0	0	17	0
Forest, HSG C	73	38,289	0	0	0	605	0
Forest, HSG D	79	0	0	0	0	0	0
Dirt Road, HSG B*	82	0	0	340	0	0	0
Dirt Road, HSG C*	87	5,562	0	28,311	0	4,836	0
Totals		328,136	14,335	206,880	90,553	289,781	93,717

**Dirt road surface covering was used to model exposed ground areas associated with baseball diamonds within the GHS Athletic Complex.*
Note: DP = drainage point

Table 2-2. Proposed Condition Land Uses

Surface Covering Type & Soil Group	Applied Curve Number (CN)	Surface Coverage per Drainage Area, Square Feet					
		DP-1A	DP-2A	DP-3A	Pond 1**	Pond 2**	Pond 3**
Concrete	98	0	6	14,577	0	0	0
Synthetic Turf	98	119,147	75	39,653	0	0	0
Pavement	98	240	476	110,658	0	0	0
Landfill Liner	98	0	0	25,209	39,250	92,756	66,596
Grass, HSG B	61	80,901	18,222	94,227	0	0	0
Grass, HSG C	74	62,736	159,450	0	0	0	0
Grass, HSG D	80	929	0	17	0	0	0
Forest, HSG B	60	20,333	0	605	0	0	0
Forest, HSG C	73	38,289	0	0	0	0	0
Forest, HSG D	79	0	0	0	0	0	0
Dirt Road, HSG B*	82	0	340	4,836	0	0	0
Dirt Road, HSG C*	87	5,562	28,311	289,781	0	0	0
Totals		328,136	206,880	DP-3A	39,250	92,756	66,596

**Dirt road surface covering was used to model exposed ground areas associated with baseball diamonds within the GHS Athletic Complex.*
***Pond 1 includes design drainage areas F4-4 and F4-3. Pond 2 includes design drainage areas F41-, F4-2, F3-3, and F3-4. Pond 3 includes design drainage areas F3-1 and F3-2.*
Note: DP = drainage point

To design the stormwater management infrastructure required for peak flow control at the Site, the project area was modeled using the hydrologic modeling system HydroCAD (ver. 10.00). Two models were built to aid evaluation. The first models the Site under existing conditions, with drainage as delineated on **Figure 2-1**. The study area was broken into three general drainage areas, DP-1, DP-2, and DP-3. Each of these three drainage areas was broken into sub-sections to help characterize runoff coming from the area of the Site that will become an impervious landfill liner under the proposed condition. DP-1A, DP-2A, and DP-3A will not be associated with the proposed impermeable barrier cap, and their hydrology will not change from proposed to existing conditions. DP-1B, DP-2B, and DP-3B will be converted to impermeable landfill liner as part of this project. **Appendix E** to this report contains model reports generated by HydroCAD, including detailed input and output parameters.

Table 2-3 below provides discharge rates modeled from the existing Site. Please note that to meet the channel protection requirement, 2-year peak runoff from the proposed condition will be designed not to exceed the runoff associated with the 1-year storm from the same drainage area under existing conditions. The 1-year combined peak runoff from DP-1B, DP-2B, and DP-3B is 7.18 cubic feet per second (cfs) for the existing 1-year storm.

Table 2-3. Existing Condition Runoff Rates

Drainage Area	Time of Concentration (Tc), min	Modeled Runoff for Design Storms, cfs						
		1-Year Storm	2-Year Storm	5-Year Storm	10-Year Storm	25-Year Storm	50-Year Storm	100-Year Storm
DP-1A	11.1	8.07	10.95	16.45	21.55	30.05	38	47.98
DP-2A	27.0	2.76	3.92	6.18	8.33	11.97	15.42	19.82
DP-3A	30.8	7.21	9.13	12.63	15.76	20.84	25.52	31.33
DP-1B	27.3	0.55	0.7	0.89	1.06	1.33	1.47	1.76
DP-2B	24.6	3.66	4.24	5.38	6.4	8.05	9.72	11.65
DP-3B	26.2	2.97	3.6	4.81	5.87	7.6	9.3	11.29
Total		25.22	32.54	46.34	58.97	79.84	99.43	123.83

The second model shows the Site under proposed conditions and was used to size peak flow control from the proposed landfill area. Proposed condition drainage areas are delineated in **Figure 2-2**.

As outlined in **Section 1.5**, 2240 linear feet of 24-inch HDPE pipe will be installed around the perimeter of the proposed liner (as shown in Sheet C-05 of the remedial design plans) to provide the necessary stormwater detention required by the SDM and CTSQM. This storage will be grouped into three sections, referred to as Ponds 1-3 in this report and the HydroCAD model reports attached in **Appendix E**. Each "pond" contains a control structure at its downstream end, containing a series of orifices and weirs that control discharge from the respective "pond" to the required rates. Details of these discharge structures can be found in Sheet D-02 of the remedial design plans. **Table 2-4** below provides discharge rates modeled from the proposed conditions. Please see **Figure 2-2** for delineations of the listed drainage areas.

Table 2-4. Proposed Condition Runoff Rates

Drainage Area	Time of Concentration (Tc), min	Modeled Runoff for Design Storms, cfs						
		1-Year Storm	2-Year Storm	5-Year Storm	10-Year Storm	25-Year Storm	50-Year Storm	100-Year Storm
DP-1A	11.1	8.07	10.95	16.45	21.55	30.05	38	47.98
DP-2A	27.0	2.76	3.92	6.18	8.33	11.97	15.42	19.82
DP-3A	30.8	7.21	9.13	12.63	15.76	20.84	25.52	31.33
Pond 1*	22.3	1.27	1.44	2.26	2.87	3.66	4.37	5.23
Pond 2*	24.3	3.04	3.38	4.61	5.86	7.75	10.02	12
Pond 3*	26.9	2.09	2.35	3.25	4.15	5.44	6.88	8.25
Total		24.44	31.17	45.38	58.52	79.71	100.21	124.61

**Pond 1 includes design DAs F4-4 and F4-3. Pond 2 includes design DAs F41-, F4-2, F3-3, and F3-4. Pond 3 includes design DAs F3-1 and F3-2. Tc values for each pond reflect area-weighted averages of their constituent design DAs.*

In **Tables 2-3** and **2-4**, the drainage areas covered by DP-1B, DP-2B, and DP-3B in the existing condition are equal to those covered by Ponds 1-3 in the proposed condition. As shown in **Table 2-5**, peak runoff rates from the site under the proposed condition are all below peak runoff rates observed in the existing condition within these areas. In addition, the peak 2-year runoff rate from the proposed liner is 7.17 cfs, which is less than the 1-year runoff from the same area under the existing condition scenario.

Table 2-5. Existing & Proposed Runoff from the Proposed Liner Area

Storm Event	Existing Condition: Peak Runoff from DP-1B, DP-2B, & DP-3B (cfs)	Proposed Condition: Peak Discharge from Ponds 1, 2, & 3 (cfs)
1-Year Storm	7.18	6.40
2-Year Storm	8.54	7.17
5-Year Storm	11.08	10.12
10-Year Storm	13.33	12.88
25-Year Storm	16.98	16.85
50-Year Storm	20.49	21.27
100-Year Storm	24.70	25.48

3. Town of Greenwich Stormwater Management Standards

Standard 1: Low Impact Development

While the limits and magnitude of disturbance to the site are largely determined by the presence of impacted material identified within GHS property, Low Impact Development site planning and design techniques are used to the maximum extent practicable to reduce site disturbance outside these limits.

No natural areas or waterways located on GHS property are included within the proposed limits of disturbance. The athletic fields that will be disturbed as part of the remedial action will be replaced in-kind, with the exception of approximately 30,000 square feet of natural turf that will be replaced with synthetic turf. No high-load areas (as defined by Section 5.7.1 of the SDM) are impacted or created in the course of the proposed project. As both the existing and proposed turf fields are equipped with underdrain facilities that discharge to the West Brothers Brook, natural drainage pathways on the property will be maintained. Refer to **Appendix B** of this report for the Town of Greenwich *Credits for Low Impact Development Best Management Practices Checklist,* Appendix C of the SDM.

Standard 2: Protection of Natural Hydrology

A. Site Disturbance

Limits of site disturbance are largely determined by the presence of impacted material identified within GHS property, and has been minimized to the maximum extent practicable. The project limits of disturbance are depicted on the design plans.

B. Soil Compaction

Areas of vegetative restoration will have limited compaction to the extent practicable. No infiltration areas are proposed as part of this project.

C. Time of Concentration

The pre- and post-development times of concentration (Tc) are listed in **Tables 2-3 and 2-4** of this report. Post-development Tc values are similar to those pre-development values as the majority of site grading and ground cover will be similar to those of the existing condition.

D. Grading Plan

The proposed grading plan is similar to the existing grades on the site. Existing and proposed site grading is depicted on the design plans.

E. Compost-Amended Soils

For areas of vegetative restoration, topsoil will be amended with compost to the extent practicable.

F. Ground Disturbance

No disturbed ground is to be left as exposed soil upon project completion.

G. Surface Water Systems

West Brothers Brook, which bisects the GHS property and will receive stormwater discharge from the developed area, will not be disturbed outside of the installation of stormwater outfalls and corresponding end-of-pipe erosion control structures.

H. Roadway and Driveway Crossings (Surface Waters)

Not applicable: no roadway and driveway crossings over surface waters are included in this project.

I. Roadway and Driveway Crossings (Streams)

Not applicable: while GHS maintains two small bridges over West Brothers Brook, neither bridge will be impacted by this project.

Standard 3: Stormwater Best Management Practices

A. Hydrologic and Geologic Conditions

Due to the nature of the site, the remedial design, and the presence of impacted material in the subsurface of the athletic fields, it was not practical to implement non-structural BMPs, or structural LID BMPs at the GHS site. Instead, a simple sub-grade stormwater detention BMP was chosen based on the absence of available surface area for other BMPs and its flexibility to be installed around the proposed remedial liner.

B. Design Calculations

Design calculations for peak flow control are summarized in **Section 2.3** of this report and are supported by results from hydrologic and hydraulic modeling attached as **Appendix E**. Design calculations for pollutant reduction are attached in **Appendix C**. The Town of Greenwich *TSS Removal Efficiency Calculations* worksheet is attached to this report as **Appendix D**. Due to the nature and limitations of the site, groundwater recharge is not being considered for this project. Following guidelines for redevelopment projects, the runoff reduction volume (RRV) listed in Standard 4A have been met to the extent practicable.

C. Shutdown & Containment

The proposed stormwater management systems will not drain areas exposed to vehicle traffic, high pollutant load areas, or hazardous material exposure. Due to the subsurface nature of the proposed system and the low risk of exposure to contamination, no shutdown measures are included in the proposed design.

D. Pumping of Stormwater

Not applicable: no stormwater pumping is proposed as part of the site design.

E. Pumping of Uncontaminated Groundwater

Not applicable: no groundwater pumping is proposed as part of the site design.

Standard 4: Runoff Volume Reduction and Groundwater Recharge

A. Runoff Volume Reduction

Not applicable: runoff reduction is not being considered for this project due to the nature of the site contamination. A variance has been requested from this requirement. Runoff volume calculations are attached to this report as **Appendix C**.

B. Groundwater Recharge

Not applicable: groundwater recharge is not being considered for this project due to the nature of the site contamination. A variance has been requested from this requirement.

C. Runoff Capture

Not applicable: no tidal wetlands are located within 500 feet of the GHS property.

Standard 5: Peak Flow Control

A. Stream Channel Protection

As demonstrated in **Section 2.3** and **Table 2-5** of this report, the post-development peak flow rate from the proposed liner area for the 2-year storm (7.17 cfs) is less than the existing peak flow rate from the same area for the 1-year storm (7.18 cfs).

B. Conveyance Protection

The proposed stormwater system is sized to accommodate the 10-year storm, as demonstrated by the conveyance nodes in the proposed condition HydroCAD model reports (**Appendix E**). The proposed stormwater system will discharge to the West Brothers Brook, which is a concrete-lined channel at the point of discharge. Outfall anchoring details are provided in the design plans.

C. Peak Runoff Attenuation

As demonstrated in **Section 2.3** and **Table 2-5** of this report, the post-development peak flow rates are controlled not to exceed pre-development peak flow rates for the 2-, 5-, 10-, and 25-year storms.

D. Emergency Outlet Sizing

Stormwater runoff that falls onto the athletic fields at flow rates beyond the design capacities of the conveyance system will discharge to the West Brothers Brook as non-erosive sheet flow. No further emergency outlet design is required for this project.

Standard 6: Pollutant Reduction

A. TSS Removal

The Town of Greenwich *TSS Removal Efficiency Calculations* worksheet is attached to this report as **Appendix D.**

While modeled as an impervious surface, the artificial turf fields proposed onsite will filter stormwater vertically, similar to infiltration practices. As shown in the design plans for the proposed membrane liner, rainfall landing within the proposed liner area will percolate through the layer or artificial turf itself, followed by a 6" layer of dynamic stone base and a 12" layer of DGA before being shunted towards the runoff collection system. For the purposes of TSS removal calculations, the fields are considered to be a vegetated filter strip with a width of greater than 45 feet, and the dynamic stone / DGA is considered to be a sand filter. While the SDM only gives TSS removal credit for sand filters when paired with a sediment forebay, pretreatment here is provided by the vegetated filter strip. This treatment train is better suited to the land use of the Site. As such, AECOM is requesting a variance to allow the use of a vegetated filter strip with the proposed sand filter, rather than the mandated sediment forebay.

Standard 7: High Load Areas

Not applicable: no high-load areas (as defined by Section 5.7.1 of the SDM) are impacted or created in the course of the proposed project.

Standard 8: Critical Areas

A. Source Control, Pollution Prevention Measures, Structural Stormwater BMPs

Not applicable: the proposed project does not impact critical areas. While wetland areas are located within the GHS property (see **Section 1.3** and **Figure 1.2** of this report), these wetlands will not be disturbed by the site work, nor will they directly receive discharge from the proposed stormwater outfalls.

B. Higher Potential Pollutant Loads

Not applicable: no high-load areas (as defined by Section 5.7.1 of the SDM) are impacted or created in the course of the proposed project.

Standard 9: Redevelopment

A. Redevelopment Definition

This project proposes to demolish existing athletic field and reconstruct them above a proposed membrane liner with some minor regrading. This project is considered a redevelopment.

B. Meet the Standards

As previously outlined in this report, the proposed project meets the standards to the maximum extent possible, including the evaluation of LID site planning and the inclusion of stormwater BMPs.

C. Undeveloped Portions of the Property

The only portions of the GHS property that are included in the proposed development are currently developed. No undeveloped areas are included within the limits of site disturbance for this project.

D. Stormwater Controls

The proposed structural stormwater BMPs have been designed to mitigate pollutant loads (TSS) and control peak runoff flow rates to meet existing runoff flow rates.

E. Infiltration through Hazardous Substances

Due to the presence of hazardous impacted materials in the subsurface of the GHS athletic fields, no infiltration practices are being proposed as part of this project.

Standard 10: Construction Erosion and Sediment Control

A. Sedimentation and Erosion Control Plan

Refer to plan sheet C-02 and detail sheet D-01 of the design plans for a depiction of the erosion and sediment control measures proposed as part of this project. Such measures include designated stockpile and laydown areas, decontamination pads, temporary stabilized access roads, catch basin inlet protection, and straw waddle and hay bale perimeter controls.

B. Sedimentation and Erosion Control Measures Installation and Removal

The design plans instruct the contractor to install all sedimentation and erosion control measures prior to commencing intrusive construction work and to appropriately remove these measures at the completion of construction activities and site has been fully stabilized.

Standard 11: Construction Inspections

A. Surety

If requested by the approving authority, the proponent will post a bond, cash, or other acceptable surety in an amount deemed sufficient to ensure the work will be completed in accordance with the approved plans.

B. Notification of Work

The proponent will be instructed to notify the approving authority before starting land-disturbing activity and before construction of key components of the stormwater management system.

C. Stormwater Management System Inspections

The project engineer will complete site inspections of the stormwater management system.

D. Site Inspections

The project engineer will complete site inspections in accordance with this sub-standard. The project engineer will also inspect the stormwater management system during a storm event if possible.

E. Failing Stormwater Management System

The approving authority will be notified if the system is found to be inadequate due to operational failure, regardless of its compliance with approved plans. The design of the system shall then be corrected before final approval is granted by the approving authority.

F. Project Completion

Upon project completion, the project's compliance with the approved plans will be certified and all required inspection certifications will be provided to the approving authority.

Standard 12: Operation and Maintenance

A. Operation and Maintenance Plan

Refer to the Operations and Maintenance Plan prepared for this project outlining maintenance measures to ensure functionality of the proposed stormwater management system.

B. O&M Plan Components

The Operations and Maintenance Plan identifies all applicable items in Section 5 and Section 7 of the SDM.

C. O&M Plan Implementation

The Operations and Maintenance Plan identifies the parties legally responsible for implementing the O&M Plan. As the stormwater BMPs proposed as part of this project will be maintained by the Town of Greenwich, the O&M Plan includes a copy of the Property Plan Record Card demonstrating the right of the Town of Greenwich to access and maintain the stormwater BMPs.

D. O&M Plan Records

The appropriate parties will be instructed to complete and retain documents relating to installation, maintenance, and repairs to the stormwater management system.

E. Proof of O&M Plan Records

The appropriate parties will be instructed to provide records of maintenance and repairs to the approving authority during inspections and / or upon request.

F. Failure to Implement O&M Plan

The appropriate parties will be informed that failure to implement the O&M Plan can result in the municipality assuming responsibility for their implementation and securing reimbursement for associated expenses.

Standard 13: Stormwater Management Report

The drainage design depicted on the design plans for the site is congruent with the stormwater management plan outlined in this report.

Standard 14: Illicit Discharges

Illicit discharges do not currently exist on the site. The proposed site design does not include any illicit discharges to be installed.

4. Design Drawings & Specifications

The 50% design drawing set for Phase II Remediation at the Site has been submitted to the Town of Greenwich and CTDEEP under separate cover.

5. Construction Erosion & Sediment Control

Proposed erosion and sediment control location and details are provided as **Appendix F** of this report. A description and maintenance of proposed erosion and sediment control measures are below.

5.1 Description and Maintenance of Erosion Control Measures

5.1.1 Temporary Stabilization Measures

(TS)Temporary Seeding (TS):
Where construction activities have permanently ceased or have temporarily been suspended for more than seven days, or when final grades are reached in any portion of the site, stabilization practices shall be implemented within three days. Areas which remain disturbed but inactive for at least thirty days shall receive temporary seeding in accordance with the 2002 Connecticut Guidelines for Soil Erosion and Sediment Control (Guidelines). In all cases, stabilization measures shall be implemented as soon as possible, in accordance with the Guidelines.

(SW) Straw Wattle:
Install straw wattles as shown on the plans and details. Embed the straw wattles into the ground, pack them tightly together, and firmly stake them, as shown on the details. Remove sediment once levels have reached 1/4 of the straw wattle height. Repair and/or replace the straw wattles immediately, if damaged or deteriorated. Stockpiling or Storage of Excavated Materials: Completely surround all temporary material stockpiles with haybales or silt fence to prevent transportation of sediment. Seed stockpiles that will remain longer than 30 days in accordance with Temporary Seeding (TS) requirements outlined in the Guidelines. Additional requirements for impacted material stockpiles shall be consistent with the Design Drawings..

(DC) Dust Control:
The Contractor shall take precautions to prevent dust from becoming airborne. Wet sweep off pavements adjoining the excavation on a daily basis or as directed by Engineer. Cover and/or keep all earth stockpiles moist at all times. Use non-asphaltic soil tackifiers to control dust on the site, as directed by the Engineer. Soil tackifiers shall conform to the Guidelines. The Contractor shall maintain and inspect, on a daily basis, the adequacy of dust control measures and correct any deficiencies immediately.

(TP) Tree Protection:
The Owner will select trees or groups of trees to remain prior to construction. The Contractor shall provide snow fencing, board fencing, silt fencing, or trunk armoring around trees or groups of trees to protect them against damage. The Contractor shall be responsible for selecting and installing the protection measures most appropriate for the conditions present. The Contractor shall repair and/or replace tree protection measures immediately if damaged during construction.

5.1.2 Temporary Structural Measures

Inlet Protection, Haybales
Use Dandy Bag II, or equivalent, for protection of inlets. If using optional oil absorbents; place absorbent pillow in unit. Stand the grate on end. Move the top lifting straps out of the way and place the grate into the Dandy Bag II, or equivalent, so that the grate is below the top straps and above the lower straps. Holding the lifting devices, insert the grate into the inlet. Place haybales around all four sides of the catch basins to minimize sediment entering the drainage system. Inspect after each storm event and at regular intervals. Remove all accumulated sediment and debris from vicinity of unit. If the containment area is more than 1/3 full of sediment, the unit must be emptied. To empty unit, lift the unit out of the inlet using the lifting straps and remove the grate. If using optional oil absorbents; replace absorbent when near saturation.

5.1.3 Permanent Stabilization Measures

Implement stabilization measure within three days of final grading.

5.1.4 (PS) Permanent Seeding:

A. Fertilizer and Limestone
Contractor shall conduct appropriate soil tests to determine amount of fertilizer and limestone required to ensure an acceptable lawn. Generally, fertilizer should be at the following rates.

- Ground Limestone 100 pounds (lbs)./1,000 square feet (s.f.)
- Commercial Fertilizer 20 lbs/1,000 s.f.

Unless otherwise indicated by soil test, fertilizer should consist of:

- 10/% Nitrogen (at least 50% of nitrogen shall be from organic sources.
- 6% Phosphoric Acid
- 4% Potash

B. Lawn Seed
Seed mixture for late summer/early fall/early spring planting:

Sow at a rate of 4 lbs./1,000 s.f.

- Creeping Red Fescue 35 Parts
- Chewings Red Fescue 20 Parts
- Kentucky 31 Tall Fescue 15 Parts
- Baron Bluegrass 20 Parts
- Rough bluegrass 10 Parts

Seed mixture for planting from May 1st to late summer:

Sow at rate of 6 lbs./1,000 s.f.

- Creeping Red Fescue 35 Parts
- Chewings Red Fescue 20 Parts
- Kentucky 31 Tall Bluegrass 20 Parts
- Domestic Ryegrass 25 Parts

Apply seed uniformly by hand cyclone seeder, drill or hydroseeder. Seed bed should be prepared by hand raking to loosen and smooth soil and remove surface stones. After seeding, the bed should be firmed with a roller. Apply mulch where applicable. Water as necessary.

The contractor shall be responsible for all seeded areas. If topsoil, seed, and/or mulch is washed away by rainfall, the contractor shall restore the area.

5.1.5 Permanent Structural Measures (Post Construction Stormwater Management)

Land Grading:
Proposed grades are shown on the Design Drawings. Place and compact fill in shallow lifts, proceeding uphill from the toe area. Create large but shallow runoff collection areas at the end of each working day to help collect and prevent runoff from running down the fill face. Bring all excavated, filled, or disturbed areas to final grade as soon as possible and stabilize areas with erosion control matting, Temporary Seeding (TS) or Permanent Seeding (PS) as required. Maintain erosion control measures until the site is completely stabilized with pavement and/or vegetation.

5.1.6 Other Controls

Waste Disposal:
Provide an adequate number of covered waste containers to ensure that no litter, debris, building materials, or similar materials are discharged to wetlands or watercourses. Instruct subcontractors to use the containers for waste material. Empty the containers promptly when full.

(CE) Construction Entrance:
Place clean washed stone (CONNDOT No.3 stone) at the site entrance(s) to the length, width and depth indicated on the plans and details to help remove mud and/or clods of soil from construction vehicles exiting from the site. Add stone as necessary to maintain adequate serviceability.

Pavement Maintenance:
The contractor shall wet sweep paved roadways adjacent to the site on a routine basis to prevent tracking of mud onto public roadways and washing of mud into waterways. If the Contractor's schedule for cleaning the pavement is found to be inadequate by the Owner or Engineer, the Contractor shall increase the frequency of pavement cleanings at no additional cost to the Owner.

Cleaning of Stormwater Structures:
Clean all stormwater structures, including, but not limited to pipes, swales, sediment basins, sediment traps, and riprap aprons of sediment upon completion of the project.

6. Supporting Documents & Studies

The following documents summarize the various studies used in the development of this Plan:

AECOM, 2013. Remedial Investigation Report. Greenwich High School. Rocky Hill, CT: AECOM February 2013.

AECOM, 2019. Completion of Investigation Report. Greenwich High School, Greenwich, CT. Rocky Hill, CT: AECOM May 2019.

AECOM, 2020. Draft No-Rise Hydraulic Report. Greenwich High School, Greenwich, CT. Rocky Hill, CT: AECOM October 2020.

MMI, 2008. Evaluation of the Environmental Effects of Synthetic Turf Athletic Fields. Milone & MacBroom December 2008.

7. Other Required Permits & Approvals

In conjunction with the proposed construction, the following permits and approvals will be obtained:

- Approval of a remedial action plan and risk-based cleanup by the Connecticut Department of Energy and Environmental Protection (CT DEEP) and the United States Environmental Protection Agency (US EPA),
- Approval of an Applications for Engineered Control Variance by the CT DEEP;
- A permit from the Town Inland Wetlands and Watercourses Agency, and
- Construction stormwater general permit from the CT DEEP.

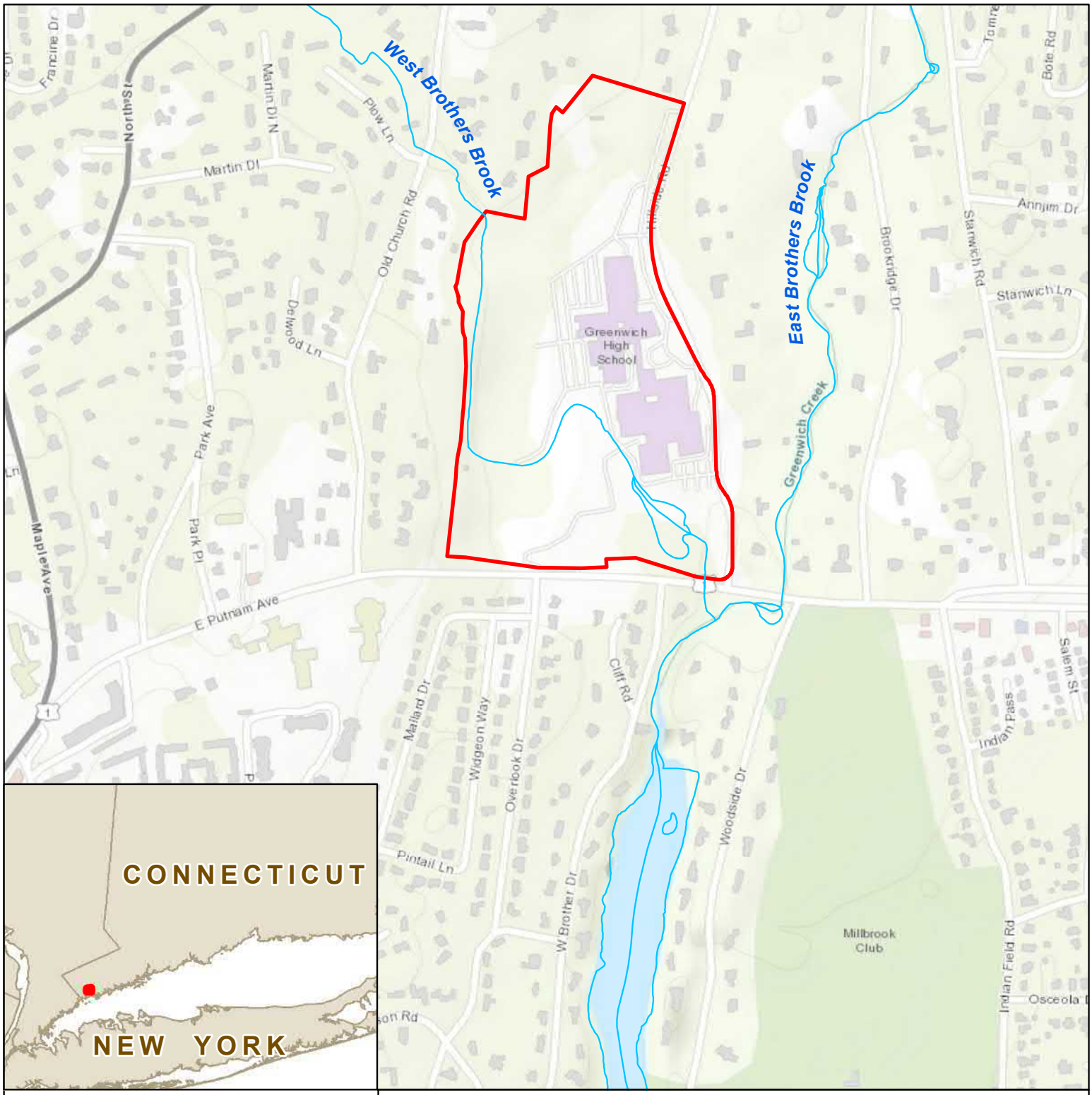

Legend

- FEMA Waterway Boundaries
- High School Property Line

N

0 250 500 1,000 Feet

Figure 1-1. Greenwich High School Site Locus
Town of Greenwich, Connecticut
Site Stormwater Management Plan for
Greenwich High School Remediation

AECOM

DATE: 5/28/2020

SCALE: 1:8,000

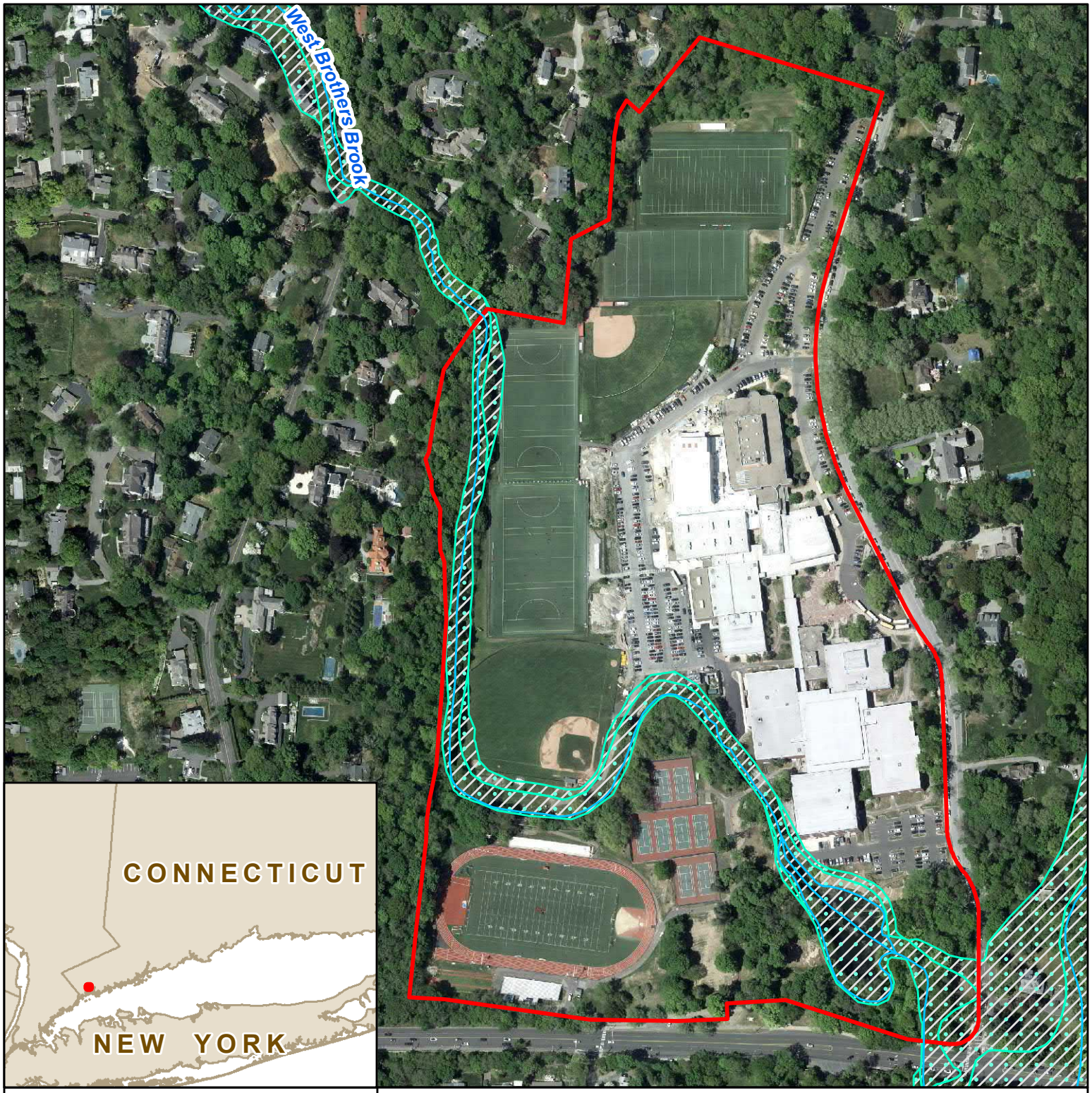

Legend

- FEMA Waterway Boundaries
- High School Property Line
- FEMA 100-Year Floodplain

N

0 125 250 500 Feet

Figure 1-2. FEMA 100-Year Floodplain Boundaries
Town of Greenwich, Connecticut
Site Stormwater Management Plan for
Greenwich High School Remediation

AECOM

DATE: 10/5/2020

SCALE: 1:4,000

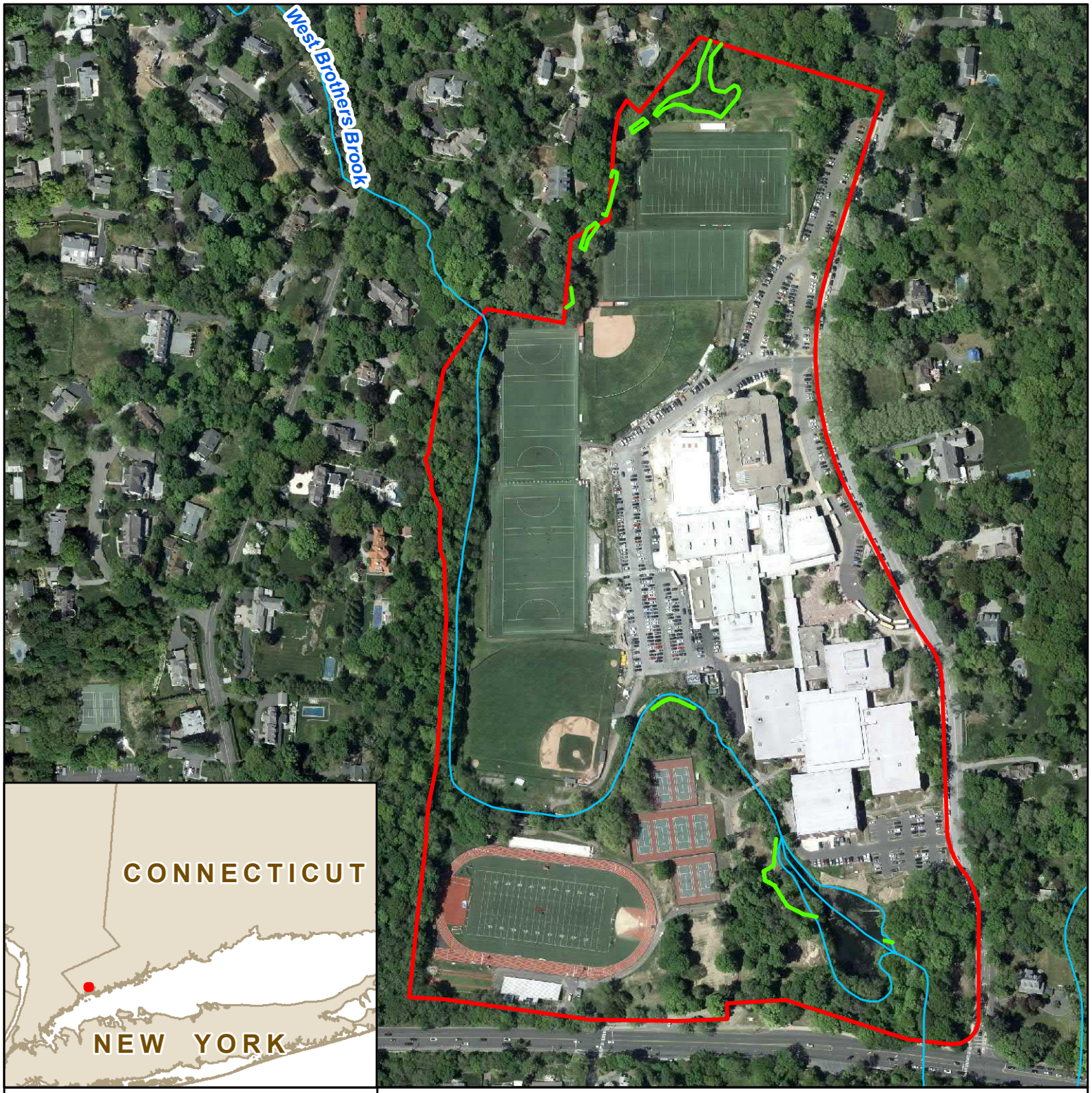

Legend

- Delineated Wetland Areas
- FEMA Waterway Boundaries
- High School Property Line

N

0 125 250 500 Feet

Figure 1-3. Sitewide Wetland Delineations
Town of Greenwich, Connecticut
Site Stormwater Management Plan for
Greenwich High School Remediation

AECOM

DATE: 10/5/2020

SCALE: 1:4,000

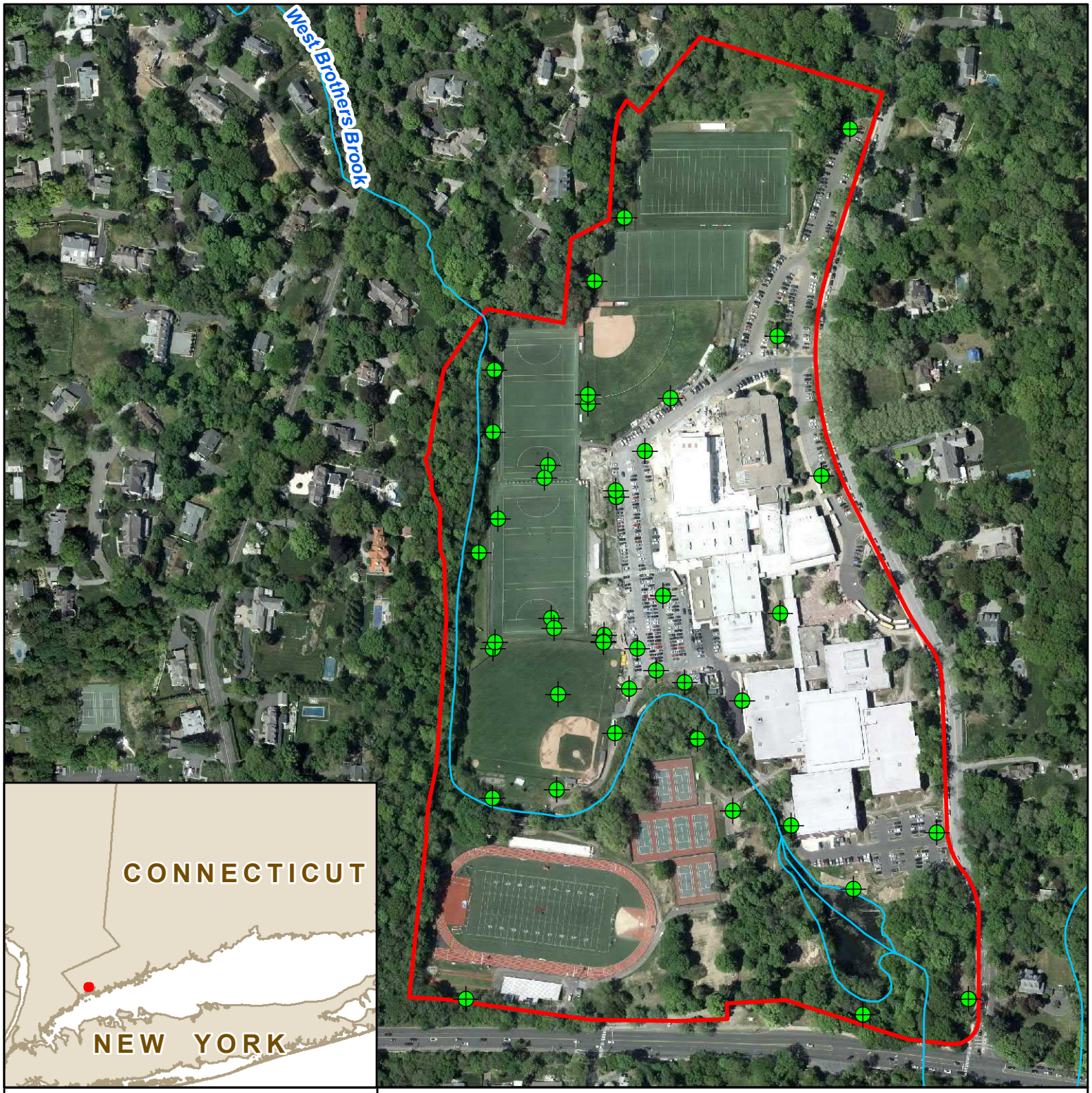

Legend

- FEMA Waterway Boundaries
- High School Property Line
- Monitoring Wells

N

0 125 250 500 Feet

Figure 1-4. Sitewide Monitoring Well Locations
Town of Greenwich, Connecticut
Site Stormwater Management Plan for
Greenwich High School Remediation

AECOM

DATE: 10/5/2020

SCALE: 1:4,000

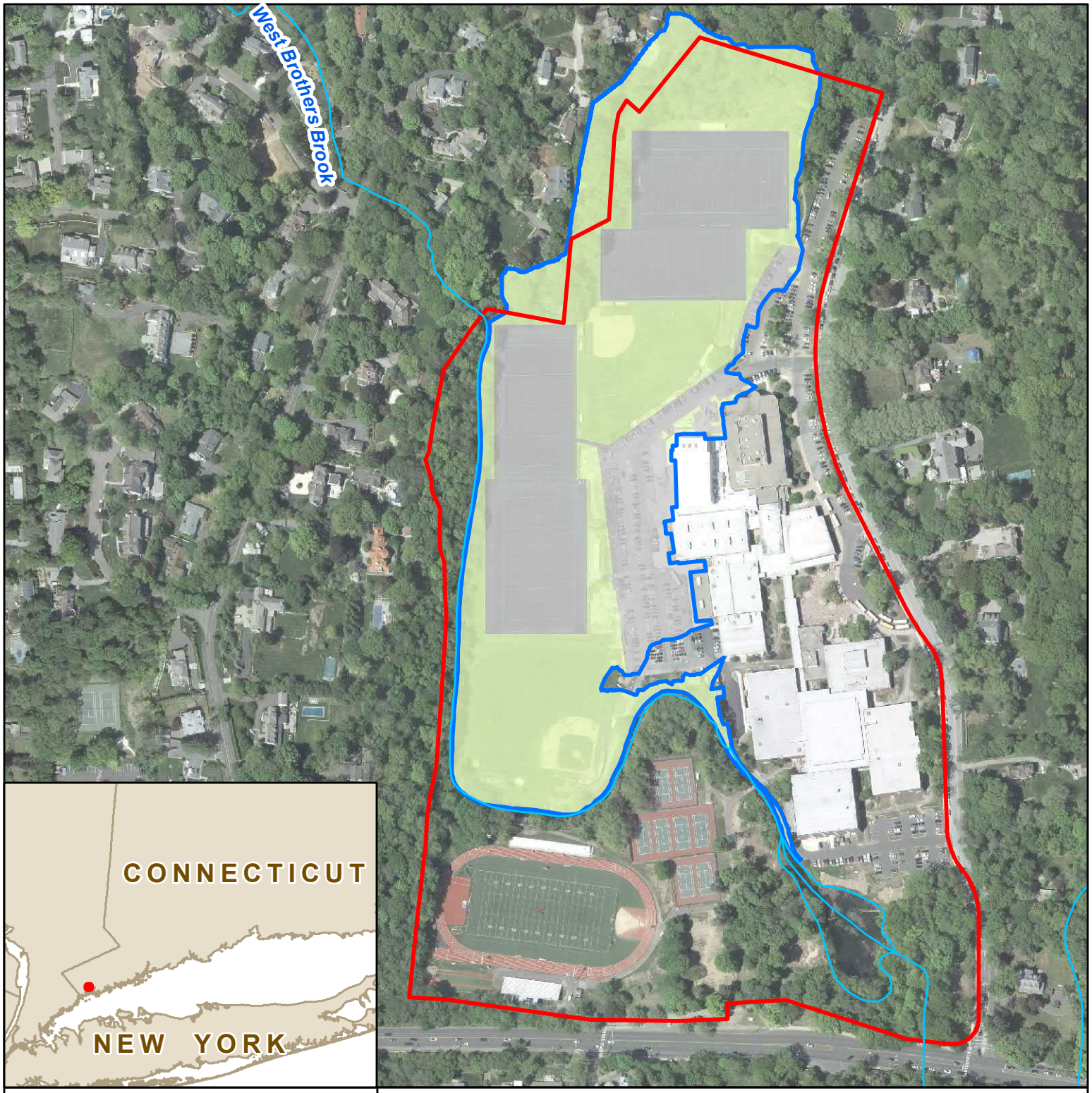

Legend

- FEMA Waterway Boundaries
- High School Property Line
- Limit of Stormwater Study

Existing Surface Coverage

- Pervious Surfaces
- Impervious Surfaces

N

0 125 250 500 Feet

Figure 1-5. Existing Conditions Impervious Surface Coverage
Town of Greenwich, Connecticut
Site Stormwater Management Plan for
Greenwich High School Remediation

AECOM

DATE: 10/5/2020

SCALE: 1:4,000

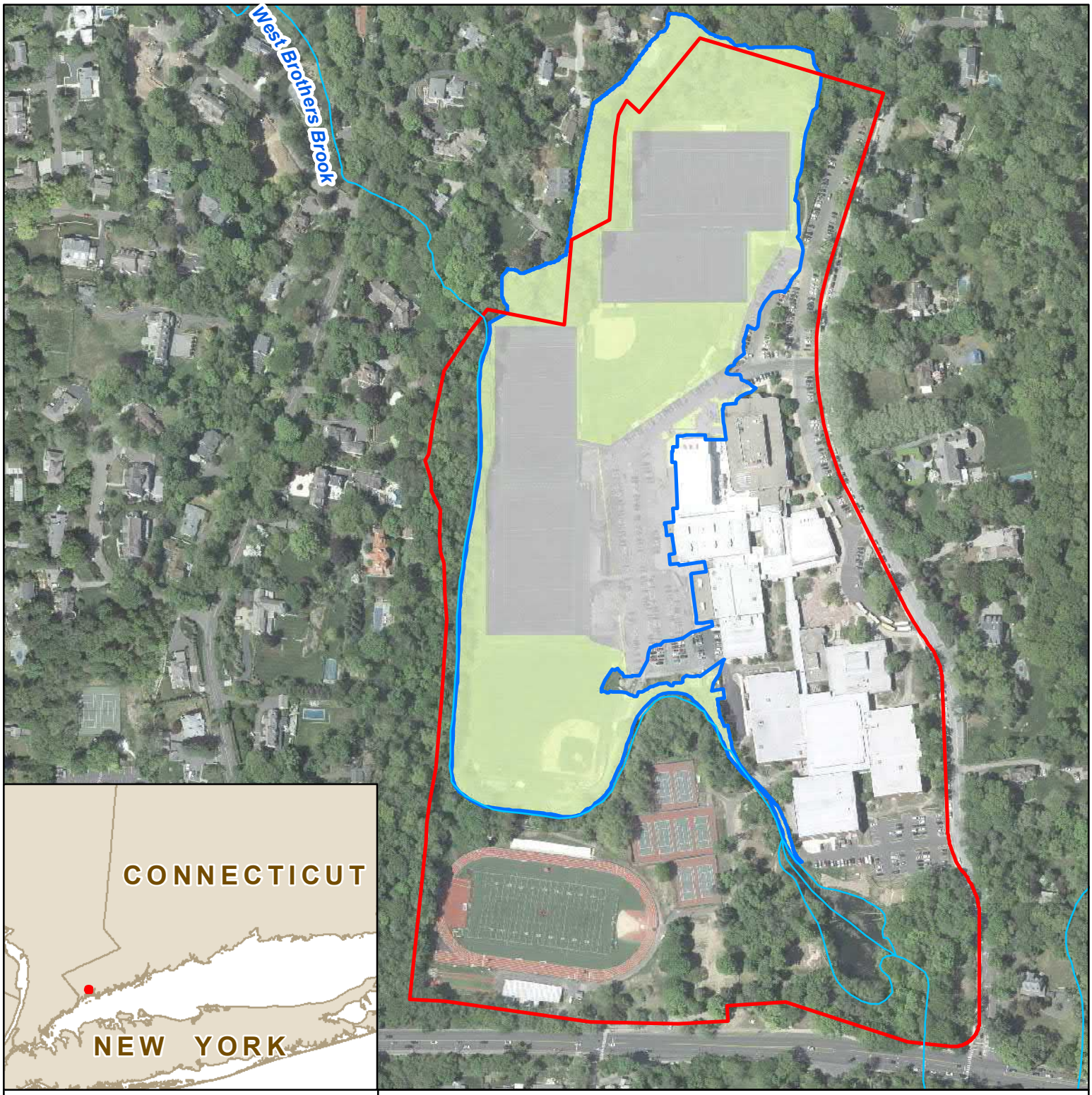

Legend

- FEMA Waterway Boundaries
- High School Property Line
- Limit of Stormwater Study

Proposed Surface Coverage

- Pervious Surfaces
- Impervious Surfaces

N

0 125 250 500 Feet

Figure 1-6. Proposed Conditions Impervious Surface Coverage
Town of Greenwich, Connecticut
Site Stormwater Management Plan for
Greenwich High School Remediation

AECOM

DATE: 11/18/2020

SCALE: 1:4,000

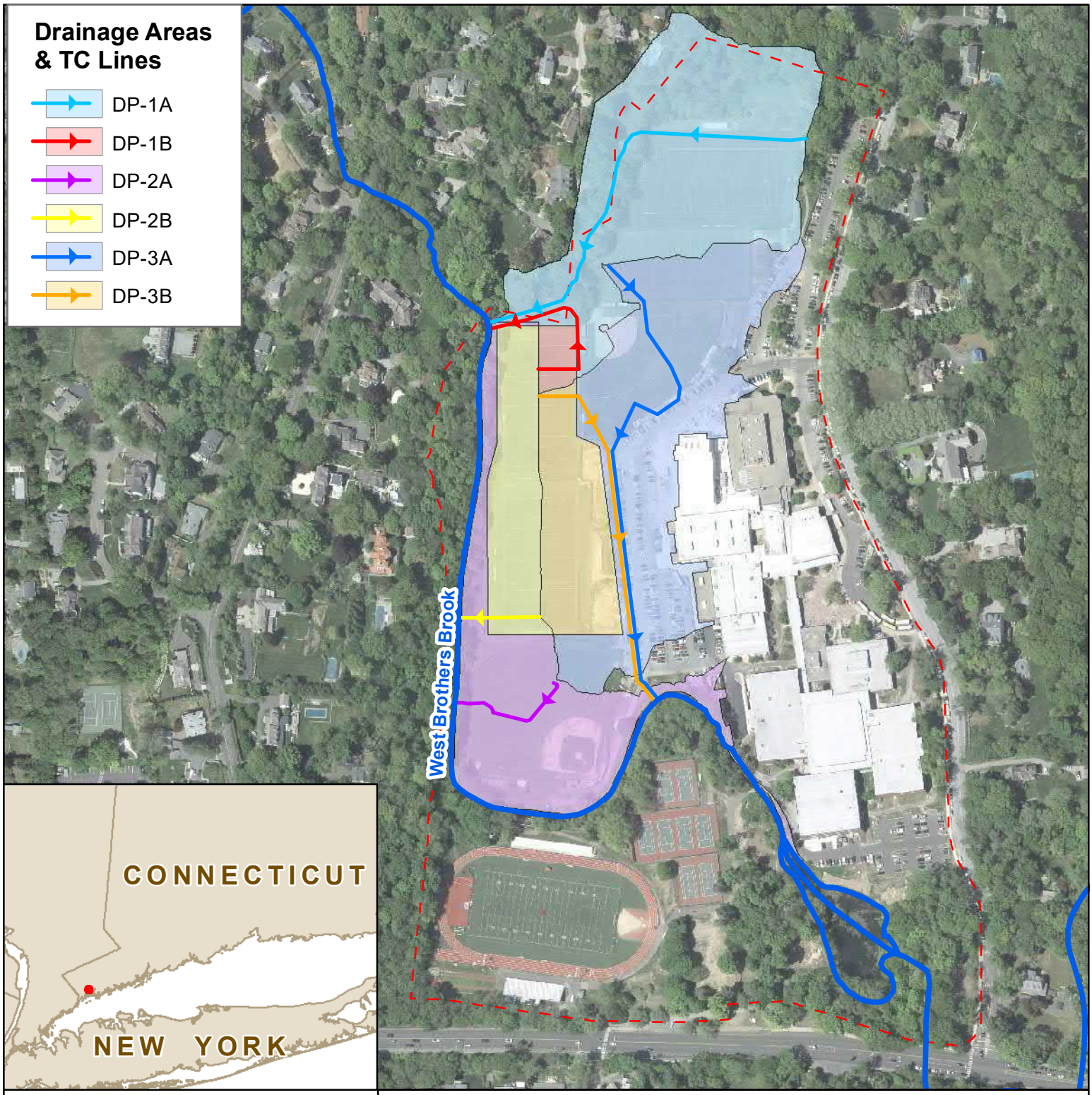

Legend

- FEMA Waterway Boundaries
- High School Property Line
- Drainage Area
- Time of Concentration Line

N

0 125 250 500 Feet

Figure 2-1. Existing Conditions Watershed Map
Town of Greenwich, Connecticut
Site Stormwater Management Plan for
Greenwich High School Remediation

AECOM

DATE: 12/1/2020

SCALE: 1:4,000

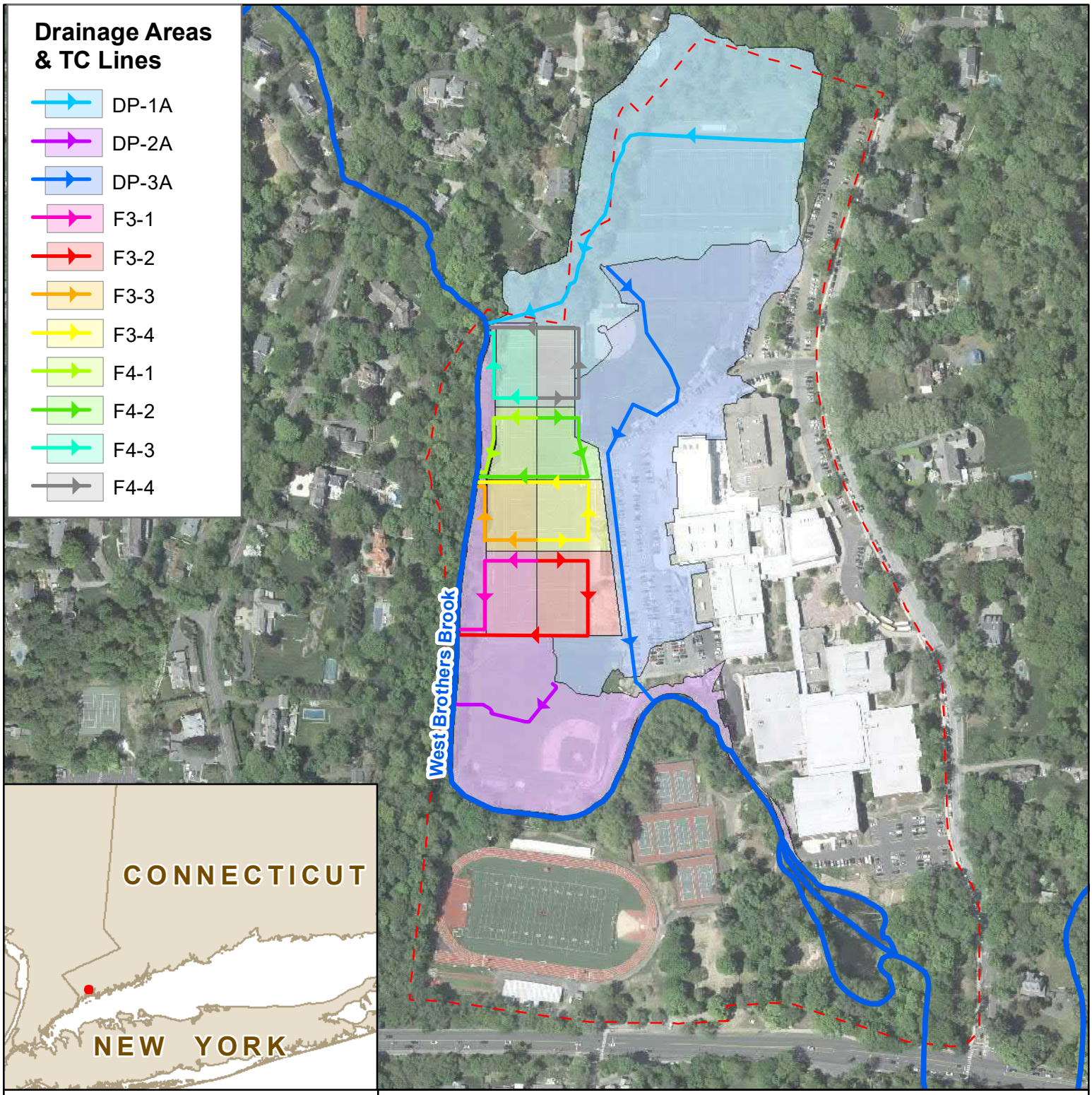

Legend

- FEMA Waterway Boundaries
- High School Property Line
- Drainage Area
- Time of Concentration Line

N

0 125 250 500 Feet

Figure 2-2. Proposed Conditions Watershed Map
Town of Greenwich, Connecticut
Site Stormwater Management Plan for
Greenwich High School Remediation

AECOM

DATE: 12/1/2020

SCALE: 1:4,000

Appendix A – USDA Web Soil Survey Repot

United States Department of Agriculture

Natural Resources Conservation Service

A product of the National Cooperative Soil Survey, a joint effort of the United States Department of Agriculture and other Federal agencies, State agencies including the Agricultural Experiment Stations, and local participants

Custom Soil Resource Report for

State of Connecticut

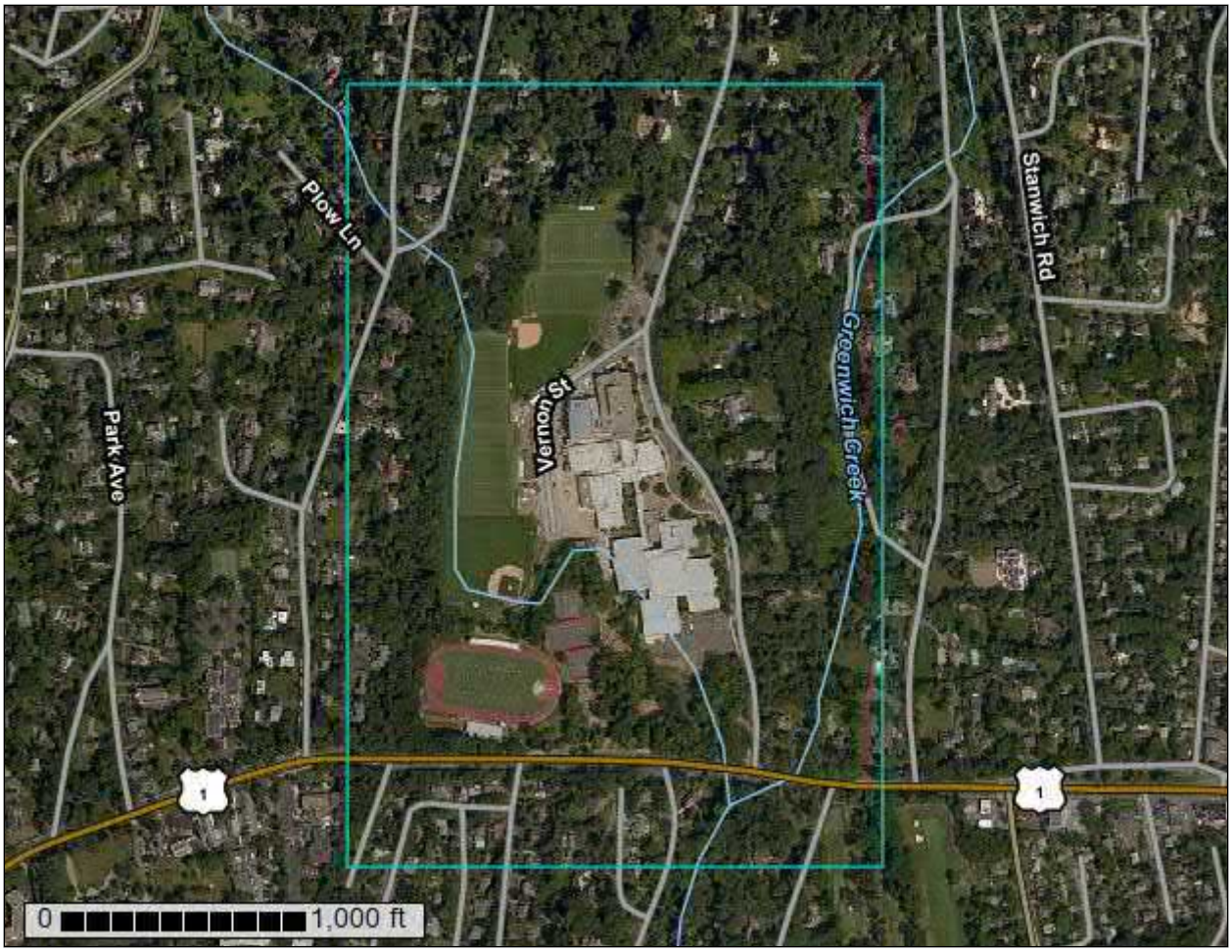

May 28, 2020

Preface

Soil surveys contain information that affects land use planning in survey areas. They highlight soil limitations that affect various land uses and provide information about the properties of the soils in the survey areas. Soil surveys are designed for many different users, including farmers, ranchers, foresters, agronomists, urban planners, community officials, engineers, developers, builders, and home buyers. Also, conservationists, teachers, students, and specialists in recreation, waste disposal, and pollution control can use the surveys to help them understand, protect, or enhance the environment.

Various land use regulations of Federal, State, and local governments may impose special restrictions on land use or land treatment. Soil surveys identify soil properties that are used in making various land use or land treatment decisions. The information is intended to help the land users identify and reduce the effects of soil limitations on various land uses. The landowner or user is responsible for identifying and complying with existing laws and regulations.

Although soil survey information can be used for general farm, local, and wider area planning, onsite investigation is needed to supplement this information in some cases. Examples include soil quality assessments (http://www.nrcs.usda.gov/wps/portal/nrcs/main/soils/health/) and certain conservation and engineering applications. For more detailed information, contact your local USDA Service Center (https://offices.sc.egov.usda.gov/locator/app?agency=nrcs) or your NRCS State Soil Scientist (http://www.nrcs.usda.gov/wps/portal/nrcs/detail/soils/contactus/?cid=nrcs142p2_053951).

Great differences in soil properties can occur within short distances. Some soils are seasonally wet or subject to flooding. Some are too unstable to be used as a foundation for buildings or roads. Clayey or wet soils are poorly suited to use as septic tank absorption fields. A high water table makes a soil poorly suited to basements or underground installations.

The National Cooperative Soil Survey is a joint effort of the United States Department of Agriculture and other Federal agencies, State agencies including the Agricultural Experiment Stations, and local agencies. The Natural Resources Conservation Service (NRCS) has leadership for the Federal part of the National Cooperative Soil Survey.

Information about soils is updated periodically. Updated information is available through the NRCS Web Soil Survey, the site for official soil survey information.

The U.S. Department of Agriculture (USDA) prohibits discrimination in all its programs and activities on the basis of race, color, national origin, age, disability, and where applicable, sex, marital status, familial status, parental status, religion, sexual orientation, genetic information, political beliefs, reprisal, or because all or a part of an individual's income is derived from any public assistance program. (Not all prohibited bases apply to all programs.) Persons with disabilities who require

alternative means for communication of program information (Braille, large print, audiotape, etc.) should contact USDA's TARGET Center at (202) 720-2600 (voice and TDD). To file a complaint of discrimination, write to USDA, Director, Office of Civil Rights, 1400 Independence Avenue, S.W., Washington, D.C. 20250-9410 or call (800) 795-3272 (voice) or (202) 720-6382 (TDD). USDA is an equal opportunity provider and employer.

Contents

Preface.....2
How Soil Surveys Are Made.....5
Soil Map.....8
Soil Map.....9
Legend.....10
Map Unit Legend.....11
Map Unit Descriptions.....11
State of Connecticut.....14
50B—Sutton fine sandy loam, 3 to 8 percent slopes.....14
60B—Canton and Charlton fine sandy loams, 3 to 8 percent slopes.....15
73C—Charlton-Chatfield complex, 0 to 15 percent slopes, very rocky.....17
73E—Charlton-Chatfield complex, 15 to 45 percent slopes, very rocky.....20
75C—Hollis-Chatfield-Rock outcrop complex, 3 to 15 percent slopes.....22
75E—Hollis-Chatfield-Rock outcrop complex, 15 to 45 percent slopes.....24
76E—Rock outcrop-Hollis complex, 3 to 45 percent slopes.....27
103—Rippowam fine sandy loam.....29
250B—Sutton-Urban land complex, 0 to 8 percent slopes.....31
273C—Urban land-Charlton-Chatfield complex, rocky, 3 to 15 percent slopes.....33
306—Udorthents-Urban land complex.....35
308—Udorthents, smoothed.....37
701A—Ninigret fine sandy loam, 0 to 3 percent slopes.....38
W—Water.....40
Soil Information for All Uses.....41
Soil Properties and Qualities.....41
Soil Qualities and Features.....41
Hydrologic Soil Group.....41
References.....46

How Soil Surveys Are Made

Soil surveys are made to provide information about the soils and miscellaneous areas in a specific area. They include a description of the soils and miscellaneous areas and their location on the landscape and tables that show soil properties and limitations affecting various uses. Soil scientists observed the steepness, length, and shape of the slopes; the general pattern of drainage; the kinds of crops and native plants; and the kinds of bedrock. They observed and described many soil profiles. A soil profile is the sequence of natural layers, or horizons, in a soil. The profile extends from the surface down into the unconsolidated material in which the soil formed or from the surface down to bedrock. The unconsolidated material is devoid of roots and other living organisms and has not been changed by other biological activity.

Currently, soils are mapped according to the boundaries of major land resource areas (MLRAs). MLRAs are geographically associated land resource units that share common characteristics related to physiography, geology, climate, water resources, soils, biological resources, and land uses (USDA, 2006). Soil survey areas typically consist of parts of one or more MLRA.

The soils and miscellaneous areas in a survey area occur in an orderly pattern that is related to the geology, landforms, relief, climate, and natural vegetation of the area. Each kind of soil and miscellaneous area is associated with a particular kind of landform or with a segment of the landform. By observing the soils and miscellaneous areas in the survey area and relating their position to specific segments of the landform, a soil scientist develops a concept, or model, of how they were formed. Thus, during mapping, this model enables the soil scientist to predict with a considerable degree of accuracy the kind of soil or miscellaneous area at a specific location on the landscape.

Commonly, individual soils on the landscape merge into one another as their characteristics gradually change. To construct an accurate soil map, however, soil scientists must determine the boundaries between the soils. They can observe only a limited number of soil profiles. Nevertheless, these observations, supplemented by an understanding of the soil-vegetation-landscape relationship, are sufficient to verify predictions of the kinds of soil in an area and to determine the boundaries.

Soil scientists recorded the characteristics of the soil profiles that they studied. They noted soil color, texture, size and shape of soil aggregates, kind and amount of rock fragments, distribution of plant roots, reaction, and other features that enable them to identify soils. After describing the soils in the survey area and determining their properties, the soil scientists assigned the soils to taxonomic classes (units). Taxonomic classes are concepts. Each taxonomic class has a set of soil characteristics with precisely defined limits. The classes are used as a basis for comparison to classify soils systematically. Soil taxonomy, the system of taxonomic classification used in the United States, is based mainly on the kind and character of soil properties and the arrangement of horizons within the profile. After the soil

scientists classified and named the soils in the survey area, they compared the individual soils with similar soils in the same taxonomic class in other areas so that they could confirm data and assemble additional data based on experience and research.

The objective of soil mapping is not to delineate pure map unit components; the objective is to separate the landscape into landforms or landform segments that have similar use and management requirements. Each map unit is defined by a unique combination of soil components and/or miscellaneous areas in predictable proportions. Some components may be highly contrasting to the other components of the map unit. The presence of minor components in a map unit in no way diminishes the usefulness or accuracy of the data. The delineation of such landforms and landform segments on the map provides sufficient information for the development of resource plans. If intensive use of small areas is planned, onsite investigation is needed to define and locate the soils and miscellaneous areas.

Soil scientists make many field observations in the process of producing a soil map. The frequency of observation is dependent upon several factors, including scale of mapping, intensity of mapping, design of map units, complexity of the landscape, and experience of the soil scientist. Observations are made to test and refine the soil-landscape model and predictions and to verify the classification of the soils at specific locations. Once the soil-landscape model is refined, a significantly smaller number of measurements of individual soil properties are made and recorded. These measurements may include field measurements, such as those for color, depth to bedrock, and texture, and laboratory measurements, such as those for content of sand, silt, clay, salt, and other components. Properties of each soil typically vary from one point to another across the landscape.

Observations for map unit components are aggregated to develop ranges of characteristics for the components. The aggregated values are presented. Direct measurements do not exist for every property presented for every map unit component. Values for some properties are estimated from combinations of other properties.

While a soil survey is in progress, samples of some of the soils in the area generally are collected for laboratory analyses and for engineering tests. Soil scientists interpret the data from these analyses and tests as well as the field-observed characteristics and the soil properties to determine the expected behavior of the soils under different uses. Interpretations for all of the soils are field tested through observation of the soils in different uses and under different levels of management. Some interpretations are modified to fit local conditions, and some new interpretations are developed to meet local needs. Data are assembled from other sources, such as research information, production records, and field experience of specialists. For example, data on crop yields under defined levels of management are assembled from farm records and from field or plot experiments on the same kinds of soil.

Predictions about soil behavior are based not only on soil properties but also on such variables as climate and biological activity. Soil conditions are predictable over long periods of time, but they are not predictable from year to year. For example, soil scientists can predict with a fairly high degree of accuracy that a given soil will have a high water table within certain depths in most years, but they cannot predict that a high water table will always be at a specific level in the soil on a specific date.

After soil scientists located and identified the significant natural bodies of soil in the survey area, they drew the boundaries of these bodies on aerial photographs and

identified each as a specific map unit. Aerial photographs show trees, buildings, fields, roads, and rivers, all of which help in locating boundaries accurately.

Soil Map

The soil map section includes the soil map for the defined area of interest, a list of soil map units on the map and extent of each map unit, and cartographic symbols displayed on the map. Also presented are various metadata about data used to produce the map, and a description of each soil map unit.

Custom Soil Resource Report
Soil Map

Map Scale: 1:5,710 if printed on A portrait (8.5" x 11") sheet.

N

Meters: 0 50 100 200 300

Feet: 0 250 500 1000 1500

Map projection: Web Mercator Corner coordinates: WGS84 Edge tics: UTM Zone 18N WGS84

MAP LEGEND

Area of Interest (AOI)

Area of Interest (AOI)

Soils

Soil Map Unit Polygons

Soil Map Unit Lines

Soil Map Unit Points

Special Point Features

Blowout

Borrow Pit

Clay Spot

Closed Depression

Gravel Pit

Gravelly Spot

Landfill

Lava Flow

Marsh or swamp

Mine or Quarry

Miscellaneous Water

Perennial Water

Rock Outcrop

Saline Spot

Sandy Spot

Severely Eroded Spot

Sinkhole

Slide or Slip

Sodic Spot

Spoil Area

Stony Spot

Very Stony Spot

Wet Spot

Other

Special Line Features

Water Features

Streams and Canals

Transportation

Rails

Interstate Highways

US Routes

Major Roads

Local Roads

Background

Aerial Photography

MAP INFORMATION

The soil surveys that comprise your AOI were mapped at 1:12,000.

Warning: Soil Map may not be valid at this scale.

Enlargement of maps beyond the scale of mapping can cause misunderstanding of the detail of mapping and accuracy of soil line placement. The maps do not show the small areas of contrasting soils that could have been shown at a more detailed scale.

Please rely on the bar scale on each map sheet for map measurements.

Source of Map: Natural Resources Conservation Service
Web Soil Survey URL:
Coordinate System: Web Mercator (EPSG:3857)

Maps from the Web Soil Survey are based on the Web Mercator projection, which preserves direction and shape but distorts distance and area. A projection that preserves area, such as the Albers equal-area conic projection, should be used if more accurate calculations of distance or area are required.

This product is generated from the USDA-NRCS certified data as of the version date(s) listed below.

Soil Survey Area: State of Connecticut
Survey Area Data: Version 19, Sep 13, 2019

Soil map units are labeled (as space allows) for map scales 1:50,000 or larger.

Date(s) aerial images were photographed: Jul 21, 2014—Aug 27, 2014

The orthophoto or other base map on which the soil lines were compiled and digitized probably differs from the background imagery displayed on these maps. As a result, some minor shifting of map unit boundaries may be evident.

Map Unit Legend

Map Unit Symbol	Map Unit Name	Acres in AOI	Percent of AOI
50B	Sutton fine sandy loam, 3 to 8 percent slopes	1.6	1.0%
60B	Canton and Charlton fine sandy loams, 3 to 8 percent slopes	13.7	8.5%
73C	Charlton-Chatfield complex, 0 to 15 percent slopes, very rocky	35.9	22.2%
73E	Charlton-Chatfield complex, 15 to 45 percent slopes, very rocky	31.9	19.8%
75C	Hollis-Chatfield-Rock outcrop complex, 3 to 15 percent slopes	8.8	5.4%
75E	Hollis-Chatfield-Rock outcrop complex, 15 to 45 percent slopes	7.4	4.6%
76E	Rock outcrop-Hollis complex, 3 to 45 percent slopes	0.0	0.0%
103	Rippowam fine sandy loam	1.4	0.9%
250B	Sutton-Urban land complex, 0 to 8 percent slopes	4.5	2.8%
273C	Urban land-Charlton-Chatfield complex, rocky, 3 to 15 percent slopes	4.2	2.6%
306	Udorthents-Urban land complex	24.8	15.4%
308	Udorthents, smoothed	24.3	15.1%
701A	Ninigret fine sandy loam, 0 to 3 percent slopes	2.8	1.7%
W	Water	0.1	0.1%
Totals for Area of Interest		**161.5**	**100.0%**

Map Unit Descriptions

The map units delineated on the detailed soil maps in a soil survey represent the soils or miscellaneous areas in the survey area. The map unit descriptions, along with the maps, can be used to determine the composition and properties of a unit.

A map unit delineation on a soil map represents an area dominated by one or more major kinds of soil or miscellaneous areas. A map unit is identified and named according to the taxonomic classification of the dominant soils. Within a taxonomic class there are precisely defined limits for the properties of the soils. On the landscape, however, the soils are natural phenomena, and they have the characteristic variability of all natural phenomena. Thus, the range of some

observed properties may extend beyond the limits defined for a taxonomic class. Areas of soils of a single taxonomic class rarely, if ever, can be mapped without including areas of other taxonomic classes. Consequently, every map unit is made up of the soils or miscellaneous areas for which it is named and some minor components that belong to taxonomic classes other than those of the major soils.

Most minor soils have properties similar to those of the dominant soil or soils in the map unit, and thus they do not affect use and management. These are called noncontrasting, or similar, components. They may or may not be mentioned in a particular map unit description. Other minor components, however, have properties and behavioral characteristics divergent enough to affect use or to require different management. These are called contrasting, or dissimilar, components. They generally are in small areas and could not be mapped separately because of the scale used. Some small areas of strongly contrasting soils or miscellaneous areas are identified by a special symbol on the maps. If included in the database for a given area, the contrasting minor components are identified in the map unit descriptions along with some characteristics of each. A few areas of minor components may not have been observed, and consequently they are not mentioned in the descriptions, especially where the pattern was so complex that it was impractical to make enough observations to identify all the soils and miscellaneous areas on the landscape.

The presence of minor components in a map unit in no way diminishes the usefulness or accuracy of the data. The objective of mapping is not to delineate pure taxonomic classes but rather to separate the landscape into landforms or landform segments that have similar use and management requirements. The delineation of such segments on the map provides sufficient information for the development of resource plans. If intensive use of small areas is planned, however, onsite investigation is needed to define and locate the soils and miscellaneous areas.

An identifying symbol precedes the map unit name in the map unit descriptions. Each description includes general facts about the unit and gives important soil properties and qualities.

Soils that have profiles that are almost alike make up a *soil series*. Except for differences in texture of the surface layer, all the soils of a series have major horizons that are similar in composition, thickness, and arrangement.

Soils of one series can differ in texture of the surface layer, slope, stoniness, salinity, degree of erosion, and other characteristics that affect their use. On the basis of such differences, a soil series is divided into *soil phases*. Most of the areas shown on the detailed soil maps are phases of soil series. The name of a soil phase commonly indicates a feature that affects use or management. For example, Alpha silt loam, 0 to 2 percent slopes, is a phase of the Alpha series.

Some map units are made up of two or more major soils or miscellaneous areas. These map units are complexes, associations, or undifferentiated groups.

A *complex* consists of two or more soils or miscellaneous areas in such an intricate pattern or in such small areas that they cannot be shown separately on the maps. The pattern and proportion of the soils or miscellaneous areas are somewhat similar in all areas. Alpha-Beta complex, 0 to 6 percent slopes, is an example.

An *association* is made up of two or more geographically associated soils or miscellaneous areas that are shown as one unit on the maps. Because of present or anticipated uses of the map units in the survey area, it was not considered practical or necessary to map the soils or miscellaneous areas separately. The

pattern and relative proportion of the soils or miscellaneous areas are somewhat similar. Alpha-Beta association, 0 to 2 percent slopes, is an example.

An *undifferentiated group* is made up of two or more soils or miscellaneous areas that could be mapped individually but are mapped as one unit because similar interpretations can be made for use and management. The pattern and proportion of the soils or miscellaneous areas in a mapped area are not uniform. An area can be made up of only one of the major soils or miscellaneous areas, or it can be made up of all of them. Alpha and Beta soils, 0 to 2 percent slopes, is an example.

Some surveys include *miscellaneous areas*. Such areas have little or no soil material and support little or no vegetation. Rock outcrop is an example.

State of Connecticut

50B—Sutton fine sandy loam, 3 to 8 percent slopes

Map Unit Setting

National map unit symbol: 2w69j
Elevation: 0 to 1,410 feet
Mean annual precipitation: 36 to 71 inches
Mean annual air temperature: 39 to 55 degrees F
Frost-free period: 140 to 240 days
Farmland classification: All areas are prime farmland

Map Unit Composition

Sutton and similar soils: 80 percent
Minor components: 20 percent
Estimates are based on observations, descriptions, and transects of the mapunit.

Description of Sutton

Setting

Landform: Ground moraines, ridges, hills
Landform position (two-dimensional): Footslope
Landform position (three-dimensional): Base slope
Down-slope shape: Concave
Across-slope shape: Linear
Parent material: Coarse-loamy melt-out till derived from gneiss, granite, and/or schist

Typical profile

Ap - 0 to 5 inches: fine sandy loam
Bw1 - 5 to 17 inches: fine sandy loam
Bw2 - 17 to 25 inches: sandy loam
C1 - 25 to 39 inches: gravelly sandy loam
C2 - 39 to 60 inches: gravelly sandy loam

Properties and qualities

Slope: 3 to 8 percent
Depth to restrictive feature: More than 80 inches
Natural drainage class: Moderately well drained
Runoff class: Very high
Capacity of the most limiting layer to transmit water (Ksat): Moderately low to high (0.14 to 14.17 in/hr)
Depth to water table: About 12 to 27 inches
Frequency of flooding: None
Frequency of ponding: None
Salinity, maximum in profile: Nonsaline to very slightly saline (0.0 to 2.0 mmhos/cm)
Available water storage in profile: Moderate (about 8.3 inches)

Interpretive groups

Land capability classification (irrigated): None specified
Land capability classification (nonirrigated): 2w
Hydrologic Soil Group: B/D
Hydric soil rating: No

Minor Components

Charlton

Percent of map unit: 9 percent
Landform: Ridges, hills, ground moraines
Landform position (two-dimensional): Backslope, shoulder, summit
Landform position (three-dimensional): Crest, side slope
Down-slope shape: Convex, linear
Across-slope shape: Convex
Hydric soil rating: No

Leicester

Percent of map unit: 5 percent
Landform: Ground moraines, depressions, drainageways, hills
Landform position (two-dimensional): Toeslope, footslope
Landform position (three-dimensional): Base slope
Down-slope shape: Concave, linear
Across-slope shape: Concave
Hydric soil rating: Yes

Woodbridge

Percent of map unit: 5 percent
Landform: Ground moraines, drumlins, hills
Landform position (two-dimensional): Backslope, footslope, summit
Landform position (three-dimensional): Side slope, crest
Down-slope shape: Concave
Across-slope shape: Linear
Hydric soil rating: No

Whitman

Percent of map unit: 1 percent
Landform: Hills, ground moraines, drumlins, depressions, drainageways
Landform position (two-dimensional): Toeslope
Landform position (three-dimensional): Base slope
Down-slope shape: Concave
Across-slope shape: Concave
Hydric soil rating: Yes

60B—Canton and Charlton fine sandy loams, 3 to 8 percent slopes

Map Unit Setting

National map unit symbol: 2w81s
Elevation: 0 to 1,460 feet
Mean annual precipitation: 36 to 71 inches
Mean annual air temperature: 39 to 55 degrees F
Frost-free period: 140 to 240 days
Farmland classification: All areas are prime farmland

Map Unit Composition

Canton and similar soils: 50 percent

Charlton and similar soils: 35 percent
Minor components: 15 percent
Estimates are based on observations, descriptions, and transects of the mapunit.

Description of Canton

Setting

Landform: Ridges, hills, moraines
Landform position (two-dimensional): Summit, shoulder, backslope
Landform position (three-dimensional): Side slope, nose slope, crest
Down-slope shape: Convex, linear
Across-slope shape: Convex
Parent material: Coarse-loamy over sandy melt-out till derived from gneiss, granite, and/or schist

Typical profile

Ap - 0 to 7 inches: fine sandy loam
Bw1 - 7 to 15 inches: fine sandy loam
Bw2 - 15 to 26 inches: gravelly fine sandy loam
2C - 26 to 65 inches: gravelly loamy sand

Properties and qualities

Slope: 3 to 8 percent
Depth to restrictive feature: 19 to 39 inches to strongly contrasting textural stratification
Natural drainage class: Well drained
Runoff class: Low
Capacity of the most limiting layer to transmit water (Ksat): Moderately low to high (0.14 to 14.17 in/hr)
Depth to water table: More than 80 inches
Frequency of flooding: None
Frequency of ponding: None
Available water storage in profile: Very low (about 2.7 inches)

Interpretive groups

Land capability classification (irrigated): None specified
Land capability classification (nonirrigated): 2s
Hydrologic Soil Group: B
Hydric soil rating: No

Description of Charlton

Setting

Landform: Ground moraines, ridges, hills
Landform position (two-dimensional): Backslope, shoulder, summit
Landform position (three-dimensional): Side slope, crest
Down-slope shape: Linear, convex
Across-slope shape: Convex
Parent material: Coarse-loamy melt-out till derived from granite, gneiss, and/or schist

Typical profile

Ap - 0 to 7 inches: fine sandy loam
Bw - 7 to 22 inches: gravelly fine sandy loam
C - 22 to 65 inches: gravelly fine sandy loam

Properties and qualities

Slope: 3 to 8 percent

Depth to restrictive feature: More than 80 inches
Natural drainage class: Well drained
Runoff class: Low
Capacity of the most limiting layer to transmit water (Ksat): Moderately low to high (0.14 to 14.17 in/hr)
Depth to water table: More than 80 inches
Frequency of flooding: None
Frequency of ponding: None
Salinity, maximum in profile: Nonsaline (0.0 to 1.9 mmhos/cm)
Available water storage in profile: Moderate (about 6.9 inches)

Interpretive groups
Land capability classification (irrigated): None specified
Land capability classification (nonirrigated): 2e
Hydrologic Soil Group: B
Hydric soil rating: No

Minor Components

Sutton
Percent of map unit: 5 percent
Landform: Ridges, ground moraines, hills
Landform position (two-dimensional): Footslope
Landform position (three-dimensional): Base slope
Down-slope shape: Concave
Across-slope shape: Linear
Hydric soil rating: No

Chatfield
Percent of map unit: 5 percent
Landform: Ridges, hills
Landform position (two-dimensional): Backslope, shoulder, summit
Landform position (three-dimensional): Crest, side slope, nose slope
Down-slope shape: Convex
Across-slope shape: Linear, convex
Hydric soil rating: No

Leicester
Percent of map unit: 5 percent
Landform: Depressions, drainageways, hills, ground moraines
Landform position (two-dimensional): Toeslope, footslope
Landform position (three-dimensional): Base slope
Down-slope shape: Linear, concave
Across-slope shape: Concave
Hydric soil rating: Yes

73C—Charlton-Chatfield complex, 0 to 15 percent slopes, very rocky

Map Unit Setting
National map unit symbol: 2w698

Elevation: 0 to 1,550 feet
Mean annual precipitation: 36 to 71 inches
Mean annual air temperature: 39 to 55 degrees F
Frost-free period: 140 to 240 days
Farmland classification: Not prime farmland

Map Unit Composition

Charlton, very stony, and similar soils: 50 percent
Chatfield, very stony, and similar soils: 30 percent
Minor components: 20 percent
Estimates are based on observations, descriptions, and transects of the mapunit.

Description of Charlton, Very Stony

Setting

Landform: Hills, ridges
Landform position (two-dimensional): Backslope, shoulder, summit
Landform position (three-dimensional): Crest, side slope, nose slope
Down-slope shape: Linear, convex
Across-slope shape: Convex
Parent material: Coarse-loamy melt-out till derived from granite, gneiss, and/or schist

Typical profile

Oe - 0 to 2 inches: moderately decomposed plant material
A - 2 to 4 inches: fine sandy loam
Bw - 4 to 27 inches: gravelly fine sandy loam
C - 27 to 65 inches: gravelly fine sandy loam

Properties and qualities

Slope: 3 to 15 percent
Percent of area covered with surface fragments: 1.6 percent
Depth to restrictive feature: More than 80 inches
Natural drainage class: Well drained
Runoff class: Low
Capacity of the most limiting layer to transmit water (Ksat): Moderately low to high (0.14 to 14.17 in/hr)
Depth to water table: More than 80 inches
Frequency of flooding: None
Frequency of ponding: None
Salinity, maximum in profile: Nonsaline (0.0 to 1.9 mmhos/cm)
Available water storage in profile: Moderate (about 8.7 inches)

Interpretive groups

Land capability classification (irrigated): None specified
Land capability classification (nonirrigated): 6s
Hydrologic Soil Group: B
Hydric soil rating: No

Description of Chatfield, Very Stony

Setting

Landform: Hills, ridges
Landform position (two-dimensional): Backslope, summit, shoulder
Landform position (three-dimensional): Crest, side slope, nose slope
Down-slope shape: Convex
Across-slope shape: Linear, convex

Parent material: Coarse-loamy melt-out till derived from granite, gneiss, and/or schist

Typical profile

Oi - 0 to 1 inches: slightly decomposed plant material
A - 1 to 2 inches: fine sandy loam
Bw - 2 to 30 inches: gravelly fine sandy loam
2R - 30 to 40 inches: bedrock

Properties and qualities

Slope: 3 to 15 percent
Percent of area covered with surface fragments: 1.6 percent
Depth to restrictive feature: 20 to 41 inches to lithic bedrock
Natural drainage class: Well drained
Runoff class: High
Capacity of the most limiting layer to transmit water (Ksat): Very low (0.00 to 0.00 in/hr)
Depth to water table: More than 80 inches
Frequency of flooding: None
Frequency of ponding: None
Salinity, maximum in profile: Nonsaline (0.0 to 1.9 mmhos/cm)
Available water storage in profile: Low (about 4.3 inches)

Interpretive groups

Land capability classification (irrigated): None specified
Land capability classification (nonirrigated): 6s
Hydrologic Soil Group: B
Hydric soil rating: No

Minor Components

Sutton, very stony

Percent of map unit: 5 percent
Landform: Hills, ground moraines
Landform position (two-dimensional): Footslope
Landform position (three-dimensional): Base slope
Down-slope shape: Concave
Across-slope shape: Linear
Hydric soil rating: No

Rock outcrop

Percent of map unit: 5 percent
Hydric soil rating: No

Hollis, very stony

Percent of map unit: 5 percent
Landform: Ridges, hills
Landform position (two-dimensional): Backslope, shoulder, summit
Landform position (three-dimensional): Crest, side slope, nose slope
Down-slope shape: Convex
Across-slope shape: Linear, convex
Hydric soil rating: No

Leicester, very stony

Percent of map unit: 5 percent
Landform: Drainageways, depressions
Down-slope shape: Linear
Across-slope shape: Concave

Hydric soil rating: Yes

73E—Charlton-Chatfield complex, 15 to 45 percent slopes, very rocky

Map Unit Setting

National map unit symbol: 9lql
Elevation: 0 to 1,200 feet
Mean annual precipitation: 43 to 56 inches
Mean annual air temperature: 45 to 55 degrees F
Frost-free period: 140 to 185 days
Farmland classification: Not prime farmland

Map Unit Composition

Charlton and similar soils: 45 percent
Chatfield and similar soils: 30 percent
Minor components: 25 percent
Estimates are based on observations, descriptions, and transects of the mapunit.

Description of Charlton

Setting

Landform: Hills
Down-slope shape: Linear
Across-slope shape: Linear
Parent material: Coarse-loamy melt-out till derived from granite and/or schist and/or gneiss

Typical profile

Ap - 0 to 4 inches: fine sandy loam
Bw1 - 4 to 7 inches: fine sandy loam
Bw2 - 7 to 19 inches: fine sandy loam
Bw3 - 19 to 27 inches: gravelly fine sandy loam
C - 27 to 65 inches: gravelly fine sandy loam

Properties and qualities

Slope: 15 to 45 percent
Percent of area covered with surface fragments: 1.6 percent
Depth to restrictive feature: More than 80 inches
Natural drainage class: Well drained
Runoff class: High
Capacity of the most limiting layer to transmit water (Ksat): Moderately high to high (0.57 to 5.95 in/hr)
Depth to water table: More than 80 inches
Frequency of flooding: None
Frequency of ponding: None
Available water storage in profile: Low (about 5.9 inches)

Interpretive groups

Land capability classification (irrigated): None specified
Land capability classification (nonirrigated): 7s

Hydrologic Soil Group: B
Hydric soil rating: No

Description of Chatfield

Setting

Landform: Ridges, hills
Down-slope shape: Convex
Across-slope shape: Linear
Parent material: Coarse-loamy melt-out till derived from granite and/or schist and/or gneiss

Typical profile

Oa - 0 to 1 inches: highly decomposed plant material
A - 1 to 6 inches: gravelly fine sandy loam
Bw1 - 6 to 15 inches: gravelly fine sandy loam
Bw2 - 15 to 29 inches: gravelly fine sandy loam
2R - 29 to 80 inches: unweathered bedrock

Properties and qualities

Slope: 15 to 45 percent
Percent of area covered with surface fragments: 1.6 percent
Depth to restrictive feature: 20 to 40 inches to lithic bedrock
Natural drainage class: Well drained
Runoff class: High
Capacity of the most limiting layer to transmit water (Ksat): Low to high (0.01 to 5.95 in/hr)
Depth to water table: More than 80 inches
Frequency of flooding: None
Frequency of ponding: None
Available water storage in profile: Low (about 3.3 inches)

Interpretive groups

Land capability classification (irrigated): None specified
Land capability classification (nonirrigated): 7s
Hydrologic Soil Group: B
Hydric soil rating: No

Minor Components

Rock outcrop

Percent of map unit: 10 percent
Hydric soil rating: No

Leicester

Percent of map unit: 5 percent
Landform: Drainageways, depressions
Down-slope shape: Linear
Across-slope shape: Concave
Hydric soil rating: Yes

Sutton

Percent of map unit: 5 percent
Landform: Drainageways, depressions
Down-slope shape: Concave
Across-slope shape: Linear
Hydric soil rating: No

Hollis

Percent of map unit: 3 percent
Landform: Hills, ridges
Down-slope shape: Convex
Across-slope shape: Convex
Hydric soil rating: No

Unnamed, sandy subsoil

Percent of map unit: 1 percent
Hydric soil rating: No

Unnamed, red parent material

Percent of map unit: 1 percent
Hydric soil rating: No

75C—Hollis-Chatfield-Rock outcrop complex, 3 to 15 percent slopes

Map Unit Setting

National map unit symbol: 9lqn
Elevation: 0 to 1,200 feet
Mean annual precipitation: 43 to 56 inches
Mean annual air temperature: 45 to 55 degrees F
Frost-free period: 140 to 185 days
Farmland classification: Not prime farmland

Map Unit Composition

Hollis and similar soils: 35 percent
Chatfield and similar soils: 30 percent
Rock outcrop: 15 percent
Minor components: 20 percent
Estimates are based on observations, descriptions, and transects of the mapunit.

Description of Hollis

Setting

Landform: Ridges, hills
Down-slope shape: Convex
Across-slope shape: Convex
Parent material: Loamy melt-out till derived from granite and/or schist and/or gneiss

Typical profile

Oa - 0 to 1 inches: highly decomposed plant material
A - 1 to 6 inches: gravelly fine sandy loam
Bw1 - 6 to 9 inches: channery fine sandy loam
Bw2 - 9 to 15 inches: gravelly fine sandy loam
2R - 15 to 80 inches: bedrock

Properties and qualities

Slope: 3 to 15 percent

Percent of area covered with surface fragments: 9.0 percent
Depth to restrictive feature: 10 to 20 inches to lithic bedrock
Natural drainage class: Somewhat excessively drained
Runoff class: Low
Capacity of the most limiting layer to transmit water (Ksat): Low to high (0.01 to 5.95 in/hr)
Depth to water table: More than 80 inches
Frequency of flooding: None
Frequency of ponding: None
Available water storage in profile: Very low (about 1.8 inches)

Interpretive groups

Land capability classification (irrigated): None specified
Land capability classification (nonirrigated): 6s
Hydrologic Soil Group: D
Hydric soil rating: No

Description of Chatfield

Setting

Landform: Ridges, hills
Down-slope shape: Convex
Across-slope shape: Linear
Parent material: Coarse-loamy melt-out till derived from granite and/or schist and/or gneiss

Typical profile

Oa - 0 to 1 inches: highly decomposed plant material
A - 1 to 6 inches: gravelly fine sandy loam
Bw1 - 6 to 15 inches: gravelly fine sandy loam
Bw2 - 15 to 29 inches: gravelly fine sandy loam
2R - 29 to 80 inches: unweathered bedrock

Properties and qualities

Slope: 3 to 15 percent
Percent of area covered with surface fragments: 1.6 percent
Depth to restrictive feature: 20 to 40 inches to lithic bedrock
Natural drainage class: Well drained
Runoff class: Low
Capacity of the most limiting layer to transmit water (Ksat): Low to high (0.01 to 5.95 in/hr)
Depth to water table: More than 80 inches
Frequency of flooding: None
Frequency of ponding: None
Available water storage in profile: Low (about 3.3 inches)

Interpretive groups

Land capability classification (irrigated): None specified
Land capability classification (nonirrigated): 6s
Hydrologic Soil Group: B
Hydric soil rating: No

Description of Rock Outcrop

Properties and qualities

Slope: 3 to 15 percent
Depth to restrictive feature: 0 inches to lithic bedrock

Runoff class: Very high

Interpretive groups

Land capability classification (irrigated): None specified
Land capability classification (nonirrigated): 8
Hydrologic Soil Group: D
Hydric soil rating: Unranked

Minor Components

Charlton

Percent of map unit: 7 percent
Landform: Hills
Down-slope shape: Linear
Across-slope shape: Linear
Hydric soil rating: No

Sutton

Percent of map unit: 5 percent
Landform: Drainageways, depressions
Down-slope shape: Concave
Across-slope shape: Linear
Hydric soil rating: No

Leicester

Percent of map unit: 5 percent
Landform: Drainageways, depressions
Down-slope shape: Linear
Across-slope shape: Concave
Hydric soil rating: Yes

Brimfield

Percent of map unit: 1 percent
Landform: Ridges, hills
Down-slope shape: Convex
Across-slope shape: Convex
Hydric soil rating: No

Unnamed, red parent material

Percent of map unit: 1 percent
Hydric soil rating: No

Unnamed, sandy subsoil

Percent of map unit: 1 percent
Hydric soil rating: No

75E—Hollis-Chatfield-Rock outcrop complex, 15 to 45 percent slopes

Map Unit Setting

National map unit symbol: 9lqp

Elevation: 0 to 1,200 feet
Mean annual precipitation: 43 to 56 inches
Mean annual air temperature: 45 to 55 degrees F
Frost-free period: 140 to 185 days
Farmland classification: Not prime farmland

Map Unit Composition

Hollis and similar soils: 35 percent
Chatfield and similar soils: 30 percent
Rock outcrop: 15 percent
Minor components: 20 percent
Estimates are based on observations, descriptions, and transects of the mapunit.

Description of Hollis

Setting

Landform: Ridges, hills
Down-slope shape: Convex
Across-slope shape: Convex
Parent material: Loamy melt-out till derived from granite and/or schist and/or gneiss

Typical profile

Oa - 0 to 1 inches: highly decomposed plant material
A - 1 to 6 inches: gravelly fine sandy loam
Bw1 - 6 to 9 inches: channery fine sandy loam
Bw2 - 9 to 15 inches: gravelly fine sandy loam
2R - 15 to 80 inches: bedrock

Properties and qualities

Slope: 15 to 45 percent
Percent of area covered with surface fragments: 9.0 percent
Depth to restrictive feature: 10 to 20 inches to lithic bedrock
Natural drainage class: Somewhat excessively drained
Runoff class: High
Capacity of the most limiting layer to transmit water (Ksat): Low to high (0.01 to 5.95 in/hr)
Depth to water table: More than 80 inches
Frequency of flooding: None
Frequency of ponding: None
Available water storage in profile: Very low (about 1.8 inches)

Interpretive groups

Land capability classification (irrigated): None specified
Land capability classification (nonirrigated): 7s
Hydrologic Soil Group: D
Hydric soil rating: No

Description of Chatfield

Setting

Landform: Ridges, hills
Down-slope shape: Convex
Across-slope shape: Linear
Parent material: Coarse-loamy melt-out till derived from granite and/or schist and/or gneiss

Typical profile

Oa - 0 to 1 inches: highly decomposed plant material
A - 1 to 6 inches: gravelly fine sandy loam
Bw1 - 6 to 15 inches: gravelly fine sandy loam
Bw2 - 15 to 29 inches: gravelly fine sandy loam
2R - 29 to 80 inches: unweathered bedrock

Properties and qualities

Slope: 15 to 45 percent
Percent of area covered with surface fragments: 1.6 percent
Depth to restrictive feature: 20 to 40 inches to lithic bedrock
Natural drainage class: Well drained
Runoff class: High
Capacity of the most limiting layer to transmit water (Ksat): Low to high (0.01 to 5.95 in/hr)
Depth to water table: More than 80 inches
Frequency of flooding: None
Frequency of ponding: None
Available water storage in profile: Low (about 3.3 inches)

Interpretive groups

Land capability classification (irrigated): None specified
Land capability classification (nonirrigated): 7s
Hydrologic Soil Group: B
Hydric soil rating: No

Description of Rock Outcrop

Properties and qualities

Slope: 15 to 45 percent
Depth to restrictive feature: 0 inches to lithic bedrock
Runoff class: Very high

Interpretive groups

Land capability classification (irrigated): None specified
Land capability classification (nonirrigated): 8
Hydrologic Soil Group: D
Hydric soil rating: Unranked

Minor Components

Charlton

Percent of map unit: 7 percent
Landform: Hills
Down-slope shape: Linear
Across-slope shape: Linear
Hydric soil rating: No

Leicester

Percent of map unit: 5 percent
Landform: Depressions, drainageways
Down-slope shape: Linear
Across-slope shape: Concave
Hydric soil rating: Yes

Sutton

Percent of map unit: 5 percent

Landform: Drainageways, depressions
Down-slope shape: Concave
Across-slope shape: Linear
Hydric soil rating: No

Unnamed, red parent material
Percent of map unit: 1 percent
Hydric soil rating: No

Unnamed, sandy subsoil
Percent of map unit: 1 percent
Hydric soil rating: No

Brimfield
Percent of map unit: 1 percent
Landform: Ridges, hills
Down-slope shape: Convex
Across-slope shape: Convex
Hydric soil rating: No

76E—Rock outcrop-Hollis complex, 3 to 45 percent slopes

Map Unit Setting
National map unit symbol: 9lqq
Elevation: 0 to 1,200 feet
Mean annual precipitation: 43 to 56 inches
Mean annual air temperature: 45 to 55 degrees F
Frost-free period: 140 to 185 days
Farmland classification: Not prime farmland

Map Unit Composition
Rock outcrop: 55 percent
Hollis and similar soils: 25 percent
Minor components: 20 percent
Estimates are based on observations, descriptions, and transects of the mapunit.

Description of Rock Outcrop

Setting
Landform: Ridges, hills

Properties and qualities
Slope: 3 to 45 percent
Depth to restrictive feature: 0 inches to lithic bedrock
Runoff class: Very high

Interpretive groups
Land capability classification (irrigated): None specified
Land capability classification (nonirrigated): 8

Hydrologic Soil Group: D
Hydric soil rating: Unranked

Description of Hollis

Setting

Landform: Ridges, hills
Down-slope shape: Convex
Across-slope shape: Convex
Parent material: Loamy melt-out till derived from granite and/or schist and/or gneiss

Typical profile

Oa - 0 to 1 inches: highly decomposed plant material
A - 1 to 6 inches: gravelly fine sandy loam
Bw1 - 6 to 9 inches: channery fine sandy loam
Bw2 - 9 to 15 inches: gravelly fine sandy loam
2R - 15 to 80 inches: bedrock

Properties and qualities

Slope: 3 to 45 percent
Percent of area covered with surface fragments: 9.0 percent
Depth to restrictive feature: 10 to 20 inches to lithic bedrock
Natural drainage class: Somewhat excessively drained
Runoff class: Medium
Capacity of the most limiting layer to transmit water (Ksat): Low to high (0.01 to 5.95 in/hr)
Depth to water table: More than 80 inches
Frequency of flooding: None
Frequency of ponding: None
Available water storage in profile: Very low (about 1.8 inches)

Interpretive groups

Land capability classification (irrigated): None specified
Land capability classification (nonirrigated): 7s
Hydrologic Soil Group: D
Hydric soil rating: No

Minor Components

Chatfield

Percent of map unit: 10 percent
Landform: Ridges, hills
Down-slope shape: Convex
Across-slope shape: Linear
Hydric soil rating: No

Charlton

Percent of map unit: 6 percent
Landform: Hills
Down-slope shape: Linear
Across-slope shape: Linear
Hydric soil rating: No

Leicester

Percent of map unit: 2 percent
Landform: Depressions, drainageways
Down-slope shape: Linear

Across-slope shape: Concave
Hydric soil rating: Yes

Brimfield

Percent of map unit: 1 percent
Landform: Hills, ridges
Down-slope shape: Convex
Across-slope shape: Convex
Hydric soil rating: No

Sutton

Percent of map unit: 1 percent
Landform: Drainageways, depressions
Down-slope shape: Concave
Across-slope shape: Linear
Hydric soil rating: No

103—Rippowam fine sandy loam

Map Unit Setting

National map unit symbol: 9ljp
Elevation: 0 to 1,200 feet
Mean annual precipitation: 43 to 54 inches
Mean annual air temperature: 45 to 55 degrees F
Frost-free period: 140 to 185 days
Farmland classification: Farmland of statewide importance

Map Unit Composition

Rippowam and similar soils: 80 percent
Minor components: 20 percent
Estimates are based on observations, descriptions, and transects of the mapunit.

Description of Rippowam

Setting

Landform: Flood plains
Down-slope shape: Linear
Across-slope shape: Concave
Parent material: Coarse-loamy alluvium

Typical profile

A - 0 to 5 inches: fine sandy loam
Bg1 - 5 to 12 inches: fine sandy loam
Cg2 - 12 to 19 inches: fine sandy loam
Cg3 - 19 to 24 inches: sandy loam
Cg4 - 24 to 27 inches: sandy loam
Cg5 - 27 to 31 inches: loamy sand
Cg6 - 31 to 65 inches: stratified very gravelly coarse sand to loamy fine sand

Properties and qualities

Slope: 0 to 3 percent
Depth to restrictive feature: More than 80 inches
Natural drainage class: Poorly drained
Runoff class: Very low
Capacity of the most limiting layer to transmit water (Ksat): Moderately high to high (0.57 to 5.95 in/hr)
Depth to water table: About 0 to 18 inches
Frequency of flooding: Frequent
Frequency of ponding: None
Available water storage in profile: Low (about 5.9 inches)

Interpretive groups

Land capability classification (irrigated): None specified
Land capability classification (nonirrigated): 4w
Hydrologic Soil Group: B/D
Hydric soil rating: Yes

Minor Components

Occum

Percent of map unit: 5 percent
Landform: Flood plains
Down-slope shape: Linear
Across-slope shape: Linear
Hydric soil rating: No

Suncook

Percent of map unit: 5 percent
Landform: Flood plains
Down-slope shape: Linear
Across-slope shape: Convex
Hydric soil rating: No

Lim

Percent of map unit: 3 percent
Landform: Flood plains
Down-slope shape: Concave
Across-slope shape: Concave
Hydric soil rating: Yes

Pootatuck

Percent of map unit: 3 percent
Landform: Flood plains
Down-slope shape: Linear
Across-slope shape: Concave
Hydric soil rating: No

Limerick

Percent of map unit: 2 percent
Landform: Flood plains
Down-slope shape: Concave
Across-slope shape: Concave
Hydric soil rating: Yes

Saco

Percent of map unit: 2 percent

Landform: Flood plains
Down-slope shape: Concave
Across-slope shape: Concave
Hydric soil rating: Yes

250B—Sutton-Urban land complex, 0 to 8 percent slopes

Map Unit Setting

National map unit symbol: 2xffm
Elevation: 0 to 1,410 feet
Mean annual precipitation: 36 to 71 inches
Mean annual air temperature: 39 to 55 degrees F
Frost-free period: 140 to 240 days
Farmland classification: Not prime farmland

Map Unit Composition

Sutton and similar soils: 45 percent
Urban land: 35 percent
Minor components: 20 percent
Estimates are based on observations, descriptions, and transects of the mapunit.

Description of Sutton

Setting

Landform: Ridges, hills, ground moraines
Landform position (two-dimensional): Footslope
Landform position (three-dimensional): Base slope
Down-slope shape: Concave
Across-slope shape: Linear
Parent material: Coarse-loamy melt-out till derived from gneiss, granite, and/or schist

Typical profile

Ap - 0 to 5 inches: fine sandy loam
Bw1 - 5 to 17 inches: fine sandy loam
Bw2 - 17 to 25 inches: sandy loam
C1 - 25 to 39 inches: gravelly sandy loam
C2 - 39 to 60 inches: gravelly sandy loam

Properties and qualities

Slope: 0 to 8 percent
Depth to restrictive feature: More than 80 inches
Natural drainage class: Moderately well drained
Runoff class: Very high
Capacity of the most limiting layer to transmit water (Ksat): Moderately low to high (0.14 to 14.17 in/hr)
Depth to water table: About 12 to 27 inches
Frequency of flooding: None
Frequency of ponding: None

Salinity, maximum in profile: Nonsaline to very slightly saline (0.0 to 2.0 mmhos/cm)
Available water storage in profile: Moderate (about 8.3 inches)

Interpretive groups
Land capability classification (irrigated): None specified
Land capability classification (nonirrigated): 2w
Hydrologic Soil Group: B/D
Hydric soil rating: No

Description of Urban Land

Typical profile
M - 0 to 10 inches: cemented material

Properties and qualities
Slope: 0 to 8 percent
Depth to restrictive feature: 0 inches to manufactured layer
Runoff class: Very high
Capacity of the most limiting layer to transmit water (Ksat): Very low (0.00 to 0.00 in/hr)
Available water storage in profile: Very low (about 0.0 inches)

Interpretive groups
Land capability classification (irrigated): None specified
Land capability classification (nonirrigated): 8
Hydrologic Soil Group: D
Hydric soil rating: Unranked

Minor Components

Udorthents
Percent of map unit: 5 percent
Landform: Tidal marshes
Landform position (three-dimensional): Tread
Down-slope shape: Linear
Across-slope shape: Linear
Hydric soil rating: No

Canton
Percent of map unit: 5 percent
Landform: Hills, ridges, moraines
Landform position (two-dimensional): Backslope, shoulder, summit
Landform position (three-dimensional): Side slope, crest
Down-slope shape: Convex, linear
Across-slope shape: Convex
Hydric soil rating: No

Paxton
Percent of map unit: 5 percent
Landform: Drumlins, hills, ground moraines
Landform position (two-dimensional): Backslope, shoulder, summit
Landform position (three-dimensional): Side slope, crest
Down-slope shape: Linear, convex
Across-slope shape: Convex, linear
Hydric soil rating: No

Charlton

Percent of map unit: 5 percent
Landform: Ridges, hills, ground moraines
Landform position (two-dimensional): Backslope, shoulder, summit
Landform position (three-dimensional): Crest, side slope
Down-slope shape: Linear, convex
Across-slope shape: Convex
Hydric soil rating: No

273C—Urban land-Charlton-Chatfield complex, rocky, 3 to 15 percent slopes

Map Unit Setting

National map unit symbol: 9llm
Elevation: 0 to 1,200 feet
Mean annual precipitation: 43 to 56 inches
Mean annual air temperature: 45 to 55 degrees F
Frost-free period: 140 to 185 days
Farmland classification: Not prime farmland

Map Unit Composition

Urban land: 35 percent
Charlton and similar soils: 25 percent
Chatfield and similar soils: 15 percent
Minor components: 25 percent
Estimates are based on observations, descriptions, and transects of the mapunit.

Description of Urban Land

Setting

Landform: Hills, ridges

Typical profile

H - 0 to 6 inches: material

Interpretive groups

Land capability classification (irrigated): None specified
Land capability classification (nonirrigated): 8
Hydrologic Soil Group: D
Hydric soil rating: Unranked

Description of Charlton

Setting

Landform: Hills
Down-slope shape: Linear
Across-slope shape: Linear
Parent material: Coarse-loamy melt-out till derived from granite and/or schist and/or gneiss

Typical profile

Ap - 0 to 4 inches: fine sandy loam
Bw1 - 4 to 7 inches: fine sandy loam
Bw2 - 7 to 19 inches: fine sandy loam
Bw3 - 19 to 27 inches: gravelly fine sandy loam
C - 27 to 65 inches: gravelly fine sandy loam

Properties and qualities

Slope: 3 to 15 percent
Depth to restrictive feature: More than 80 inches
Natural drainage class: Well drained
Runoff class: Low
Capacity of the most limiting layer to transmit water (Ksat): Moderately high to high (0.57 to 5.95 in/hr)
Depth to water table: More than 80 inches
Frequency of flooding: None
Frequency of ponding: None
Available water storage in profile: Low (about 5.9 inches)

Interpretive groups

Land capability classification (irrigated): None specified
Land capability classification (nonirrigated): 3e
Hydrologic Soil Group: B
Hydric soil rating: No

Description of Chatfield

Setting

Landform: Hills, ridges
Down-slope shape: Convex
Across-slope shape: Linear
Parent material: Coarse-loamy melt-out till derived from granite and/or schist and/or gneiss

Typical profile

Oa - 0 to 1 inches: highly decomposed plant material
A - 1 to 6 inches: gravelly fine sandy loam
Bw1 - 6 to 15 inches: gravelly fine sandy loam
Bw2 - 15 to 29 inches: gravelly fine sandy loam
2R - 29 to 80 inches: unweathered bedrock

Properties and qualities

Slope: 3 to 15 percent
Percent of area covered with surface fragments: 1.6 percent
Depth to restrictive feature: 20 to 40 inches to lithic bedrock
Natural drainage class: Well drained
Runoff class: Low
Capacity of the most limiting layer to transmit water (Ksat): Low to high (0.01 to 5.95 in/hr)
Depth to water table: More than 80 inches
Frequency of flooding: None
Frequency of ponding: None
Available water storage in profile: Low (about 3.3 inches)

Interpretive groups

Land capability classification (irrigated): None specified
Land capability classification (nonirrigated): 3e

Hydrologic Soil Group: B
Hydric soil rating: No

Minor Components

Hollis
Percent of map unit: 8 percent
Landform: Ridges, hills
Down-slope shape: Convex
Across-slope shape: Convex
Hydric soil rating: No

Sutton
Percent of map unit: 5 percent
Landform: Depressions, drainageways
Down-slope shape: Concave
Across-slope shape: Linear
Hydric soil rating: No

Udorthents
Percent of map unit: 5 percent
Down-slope shape: Convex
Across-slope shape: Linear
Hydric soil rating: No

Leicester
Percent of map unit: 5 percent
Landform: Depressions, drainageways
Down-slope shape: Linear
Across-slope shape: Concave
Hydric soil rating: Yes

Rock outcrop
Percent of map unit: 2 percent
Hydric soil rating: No

306—Udorthents-Urban land complex

Map Unit Setting
National map unit symbol: 9lmg
Elevation: 0 to 2,000 feet
Mean annual precipitation: 43 to 56 inches
Mean annual air temperature: 45 to 55 degrees F
Frost-free period: 120 to 185 days
Farmland classification: Not prime farmland

Map Unit Composition
Udorthents and similar soils: 50 percent
Urban land: 35 percent

Minor components: 15 percent
Estimates are based on observations, descriptions, and transects of the mapunit.

Description of Udorthents

Setting

Down-slope shape: Convex
Across-slope shape: Linear
Parent material: Drift

Typical profile

A - 0 to 5 inches: loam
C1 - 5 to 21 inches: gravelly loam
C2 - 21 to 80 inches: very gravelly sandy loam

Properties and qualities

Slope: 0 to 25 percent
Depth to restrictive feature: More than 80 inches
Natural drainage class: Well drained
Runoff class: Medium
Capacity of the most limiting layer to transmit water (Ksat): Very low to high (0.00 to 1.98 in/hr)
Depth to water table: About 54 to 72 inches
Frequency of flooding: None
Frequency of ponding: None
Available water storage in profile: Moderate (about 6.8 inches)

Interpretive groups

Land capability classification (irrigated): None specified
Land capability classification (nonirrigated): 3e
Hydrologic Soil Group: B
Hydric soil rating: No

Description of Urban Land

Typical profile

H - 0 to 6 inches: material

Interpretive groups

Land capability classification (irrigated): None specified
Land capability classification (nonirrigated): 8
Hydrologic Soil Group: D
Hydric soil rating: Unranked

Minor Components

Unnamed, undisturbed soils

Percent of map unit: 8 percent
Hydric soil rating: No

Udorthents, wet substratum

Percent of map unit: 5 percent
Down-slope shape: Convex
Across-slope shape: Linear
Hydric soil rating: No

Rock outcrop

Percent of map unit: 2 percent
Hydric soil rating: No

308—Udorthents, smoothed

Map Unit Setting

National map unit symbol: 9lmj
Elevation: 0 to 2,000 feet
Mean annual precipitation: 43 to 56 inches
Mean annual air temperature: 45 to 55 degrees F
Frost-free period: 120 to 185 days
Farmland classification: Not prime farmland

Map Unit Composition

Udorthents and similar soils: 80 percent
Minor components: 20 percent
Estimates are based on observations, descriptions, and transects of the mapunit.

Description of Udorthents

Setting

Down-slope shape: Convex
Across-slope shape: Linear

Typical profile

A - 0 to 5 inches: loam
C1 - 5 to 21 inches: gravelly loam
C2 - 21 to 80 inches: very gravelly sandy loam

Properties and qualities

Slope: 0 to 35 percent
Depth to restrictive feature: More than 80 inches
Natural drainage class: Moderately well drained
Runoff class: Medium
Capacity of the most limiting layer to transmit water (Ksat): Very low to high (0.00 to 1.98 in/hr)
Depth to water table: About 24 to 54 inches
Frequency of flooding: None
Frequency of ponding: None
Available water storage in profile: Moderate (about 6.8 inches)

Interpretive groups

Land capability classification (irrigated): None specified
Land capability classification (nonirrigated): 4e
Hydrologic Soil Group: C
Hydric soil rating: No

Minor Components

Udorthents, wet substratum

Percent of map unit: 7 percent
Hydric soil rating: No

Unnamed, undisturbed soils
Percent of map unit: 7 percent
Hydric soil rating: No

Urban land
Percent of map unit: 5 percent
Hydric soil rating: No

Rock outcrop
Percent of map unit: 1 percent
Hydric soil rating: No

701A—Ninigret fine sandy loam, 0 to 3 percent slopes

Map Unit Setting
National map unit symbol: 2y07d
Elevation: 0 to 1,260 feet
Mean annual precipitation: 43 to 54 inches
Mean annual air temperature: 45 to 55 degrees F
Frost-free period: 140 to 185 days
Farmland classification: All areas are prime farmland

Map Unit Composition
Ninigret and similar soils: 85 percent
Minor components: 15 percent
Estimates are based on observations, descriptions, and transects of the mapunit.

Description of Ninigret

Setting
Landform: Outwash plains, kame terraces, outwash terraces, kames, moraines
Landform position (two-dimensional): Footslope, toeslope
Landform position (three-dimensional): Base slope, tread
Down-slope shape: Convex, linear
Across-slope shape: Convex, concave
Parent material: Coarse-loamy eolian deposits over sandy and gravelly glaciofluvial deposits derived from gneiss, granite, schist, and/or phyllite

Typical profile
Ap - 0 to 8 inches: fine sandy loam
Bw1 - 8 to 16 inches: fine sandy loam
Bw2 - 16 to 26 inches: fine sandy loam
2C - 26 to 65 inches: stratified loamy sand to loamy fine sand

Properties and qualities
Slope: 0 to 3 percent
Depth to restrictive feature: 18 to 38 inches to strongly contrasting textural stratification
Natural drainage class: Moderately well drained
Runoff class: Very low

Capacity of the most limiting layer to transmit water (Ksat): Moderately low to high (0.14 to 14.17 in/hr)
Depth to water table: About 17 to 39 inches
Frequency of flooding: None
Frequency of ponding: None
Salinity, maximum in profile: Nonsaline (0.0 to 1.9 mmhos/cm)
Available water storage in profile: Low (about 3.4 inches)

Interpretive groups

Land capability classification (irrigated): None specified
Land capability classification (nonirrigated): 2w
Hydrologic Soil Group: C
Hydric soil rating: No

Minor Components

Merrimac

Percent of map unit: 5 percent
Landform: Eskers, outwash terraces, kames, moraines, outwash plains
Landform position (two-dimensional): Shoulder, summit
Landform position (three-dimensional): Side slope, crest, tread
Down-slope shape: Convex
Across-slope shape: Convex
Hydric soil rating: No

Agawam

Percent of map unit: 5 percent
Landform: Moraines, outwash plains, kame terraces, outwash terraces, kames
Landform position (two-dimensional): Shoulder, summit
Landform position (three-dimensional): Side slope, crest, tread
Down-slope shape: Convex
Across-slope shape: Convex
Hydric soil rating: No

Tisbury

Percent of map unit: 3 percent
Landform: Outwash terraces, outwash plains, deltas, valley trains
Landform position (three-dimensional): Tread
Down-slope shape: Concave
Across-slope shape: Concave
Hydric soil rating: No

Raypol

Percent of map unit: 2 percent
Landform: Drainageways, depressions
Down-slope shape: Concave
Across-slope shape: Concave
Hydric soil rating: Yes

W—Water

Map Unit Composition

Water: 100 percent

Estimates are based on observations, descriptions, and transects of the mapunit.

Soil Information for All Uses

Soil Properties and Qualities

The Soil Properties and Qualities section includes various soil properties and qualities displayed as thematic maps with a summary table for the soil map units in the selected area of interest. A single value or rating for each map unit is generated by aggregating the interpretive ratings of individual map unit components. This aggregation process is defined for each property or quality.

Soil Qualities and Features

Soil qualities are behavior and performance attributes that are not directly measured, but are inferred from observations of dynamic conditions and from soil properties. Example soil qualities include natural drainage, and frost action. Soil features are attributes that are not directly part of the soil. Example soil features include slope and depth to restrictive layer. These features can greatly impact the use and management of the soil.

Hydrologic Soil Group

Hydrologic soil groups are based on estimates of runoff potential. Soils are assigned to one of four groups according to the rate of water infiltration when the soils are not protected by vegetation, are thoroughly wet, and receive precipitation from long-duration storms.

The soils in the United States are assigned to four groups (A, B, C, and D) and three dual classes (A/D, B/D, and C/D). The groups are defined as follows:

Group A. Soils having a high infiltration rate (low runoff potential) when thoroughly wet. These consist mainly of deep, well drained to excessively drained sands or gravelly sands. These soils have a high rate of water transmission.

Group B. Soils having a moderate infiltration rate when thoroughly wet. These consist chiefly of moderately deep or deep, moderately well drained or well drained soils that have moderately fine texture to moderately coarse texture. These soils have a moderate rate of water transmission.

Group C. Soils having a slow infiltration rate when thoroughly wet. These consist chiefly of soils having a layer that impedes the downward movement of water or soils of moderately fine texture or fine texture. These soils have a slow rate of water transmission.

Group D. Soils having a very slow infiltration rate (high runoff potential) when thoroughly wet. These consist chiefly of clays that have a high shrink-swell potential, soils that have a high water table, soils that have a claypan or clay layer at or near the surface, and soils that are shallow over nearly impervious material. These soils have a very slow rate of water transmission.

If a soil is assigned to a dual hydrologic group (A/D, B/D, or C/D), the first letter is for drained areas and the second is for undrained areas. Only the soils that in their natural condition are in group D are assigned to dual classes.

Map—Hydrologic Soil Group

Map Scale: 1:5,710 if printed on A portrait (8.5" x 11") sheet.

N

Meters: 0 50 100 200 300

Feet: 0 250 500 1000 1500

Map projection: Web Mercator Corner coordinates: WGS84 Edge tics: UTM Zone 18N WGS84

MAP LEGEND

Area of Interest (AOI)

Area of Interest (AOI)

Soils

Soil Rating Polygons

- A
- A/D
- B
- B/D
- C
- C/D
- D
- Not rated or not available

Soil Rating Lines

- A
- A/D
- B
- B/D
- C
- C/D
- D
- Not rated or not available

Soil Rating Points

- A
- A/D
- B
- B/D
- C
- C/D
- D
- Not rated or not available

Water Features

Streams and Canals

Transportation

- Rails
- Interstate Highways
- US Routes
- Major Roads
- Local Roads

Background

Aerial Photography

MAP INFORMATION

The soil surveys that comprise your AOI were mapped at 1:12,000.

Warning: Soil Map may not be valid at this scale.

Enlargement of maps beyond the scale of mapping can cause misunderstanding of the detail of mapping and accuracy of soil line placement. The maps do not show the small areas of contrasting soils that could have been shown at a more detailed scale.

Please rely on the bar scale on each map sheet for map measurements.

Source of Map: Natural Resources Conservation Service
Web Soil Survey URL:
Coordinate System: Web Mercator (EPSG:3857)

Maps from the Web Soil Survey are based on the Web Mercator projection, which preserves direction and shape but distorts distance and area. A projection that preserves area, such as the Albers equal-area conic projection, should be used if more accurate calculations of distance or area are required.

This product is generated from the USDA-NRCS certified data as of the version date(s) listed below.

Soil Survey Area: State of Connecticut
Survey Area Data: Version 19, Sep 13, 2019

Soil map units are labeled (as space allows) for map scales 1:50,000 or larger.

Date(s) aerial images were photographed: Jul 21, 2014—Aug 27, 2014

The orthophoto or other base map on which the soil lines were compiled and digitized probably differs from the background imagery displayed on these maps. As a result, some minor shifting of map unit boundaries may be evident.

Table—Hydrologic Soil Group

Map unit symbol	Map unit name	Rating	Acres in AOI	Percent of AOI
50B	Sutton fine sandy loam, 3 to 8 percent slopes	B/D	1.6	1.0%
60B	Canton and Charlton fine sandy loams, 3 to 8 percent slopes	B	13.7	8.5%
73C	Charlton-Chatfield complex, 0 to 15 percent slopes, very rocky	B	35.9	22.2%
73E	Charlton-Chatfield complex, 15 to 45 percent slopes, very rocky	B	31.9	19.8%
75C	Hollis-Chatfield-Rock outcrop complex, 3 to 15 percent slopes	D	8.8	5.4%
75E	Hollis-Chatfield-Rock outcrop complex, 15 to 45 percent slopes	D	7.4	4.6%
76E	Rock outcrop-Hollis complex, 3 to 45 percent slopes	D	0.0	0.0%
103	Rippowam fine sandy loam	B/D	1.4	0.9%
250B	Sutton-Urban land complex, 0 to 8 percent slopes	B/D	4.5	2.8%
273C	Urban land-Charlton-Chatfield complex, rocky, 3 to 15 percent slopes	D	4.2	2.6%
306	Udorthents-Urban land complex	B	24.8	15.4%
308	Udorthents, smoothed	C	24.3	15.1%
701A	Ninigret fine sandy loam, 0 to 3 percent slopes	C	2.8	1.7%
W	Water		0.1	0.1%
Totals for Area of Interest			**161.5**	**100.0%**

Rating Options—Hydrologic Soil Group

Aggregation Method: Dominant Condition

Component Percent Cutoff: None Specified

Tie-break Rule: Higher

References

American Association of State Highway and Transportation Officials (AASHTO). 2004. Standard specifications for transportation materials and methods of sampling and testing. 24th edition.

American Society for Testing and Materials (ASTM). 2005. Standard classification of soils for engineering purposes. ASTM Standard D2487-00.

Cowardin, L.M., V. Carter, F.C. Golet, and E.T. LaRoe. 1979. Classification of wetlands and deep-water habitats of the United States. U.S. Fish and Wildlife Service FWS/OBS-79/31.

Federal Register. July 13, 1994. Changes in hydric soils of the United States.

Federal Register. September 18, 2002. Hydric soils of the United States.

Hurt, G.W., and L.M. Vasilas, editors. Version 6.0, 2006. Field indicators of hydric soils in the United States.

National Research Council. 1995. Wetlands: Characteristics and boundaries.

Soil Survey Division Staff. 1993. Soil survey manual. Soil Conservation Service. U.S. Department of Agriculture Handbook 18. http://www.nrcs.usda.gov/wps/portal/nrcs/detail/national/soils/?cid=nrcs142p2_054262

Soil Survey Staff. 1999. Soil taxonomy: A basic system of soil classification for making and interpreting soil surveys. 2nd edition. Natural Resources Conservation Service, U.S. Department of Agriculture Handbook 436. http://www.nrcs.usda.gov/wps/portal/nrcs/detail/national/soils/?cid=nrcs142p2_053577

Soil Survey Staff. 2010. Keys to soil taxonomy. 11th edition. U.S. Department of Agriculture, Natural Resources Conservation Service. http://www.nrcs.usda.gov/wps/portal/nrcs/detail/national/soils/?cid=nrcs142p2_053580

Tiner, R.W., Jr. 1985. Wetlands of Delaware. U.S. Fish and Wildlife Service and Delaware Department of Natural Resources and Environmental Control, Wetlands Section.

United States Army Corps of Engineers, Environmental Laboratory. 1987. Corps of Engineers wetlands delineation manual. Waterways Experiment Station Technical Report Y-87-1.

United States Department of Agriculture, Natural Resources Conservation Service. National forestry manual. http://www.nrcs.usda.gov/wps/portal/nrcs/detail/soils/home/?cid=nrcs142p2_053374

United States Department of Agriculture, Natural Resources Conservation Service. National range and pasture handbook. http://www.nrcs.usda.gov/wps/portal/nrcs/detail/national/landuse/rangepasture/?cid=stelprdb1043084

United States Department of Agriculture, Natural Resources Conservation Service. National soil survey handbook, title 430-VI. http://www.nrcs.usda.gov/wps/portal/nrcs/detail/soils/scientists/?cid=nrcs142p2_054242

United States Department of Agriculture, Natural Resources Conservation Service. 2006. Land resource regions and major land resource areas of the United States, the Caribbean, and the Pacific Basin. U.S. Department of Agriculture Handbook 296. http://www.nrcs.usda.gov/wps/portal/nrcs/detail/national/soils/?cid=nrcs142p2_053624

United States Department of Agriculture, Soil Conservation Service. 1961. Land capability classification. U.S. Department of Agriculture Handbook 210. http://www.nrcs.usda.gov/Internet/FSE_DOCUMENTS/nrcs142p2_052290.pdf

Appendix B – HydroCAD Model Report Files

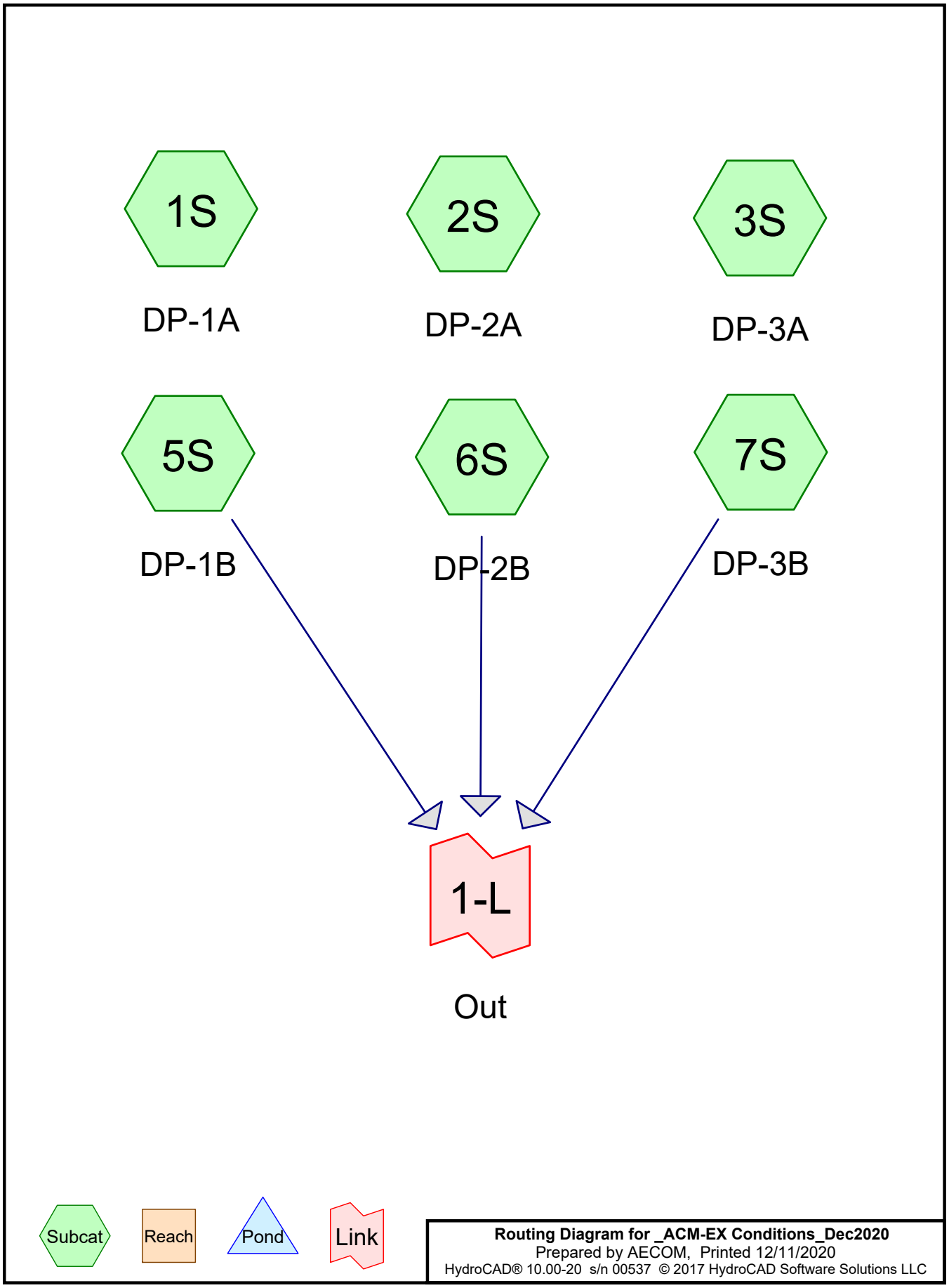
1S
DP-1A
2S
DP-2A
3S
DP-3A
5S
DP-1B
6S
DP-2B
7S
DP-3B
1-L
Out
Subcat
Reach
Pond
Link
Routing Diagram for _ACM-EX Conditions_Dec2020
Prepared by AECOM, Printed 12/11/2020
HydroCAD® 10.00-20 s/n 00537 © 2017 HydroCAD Software Solutions LLC

Project Notes

Rainfall events imported from "NRCS-Rain.txt" for 800 CT Fairfield

Area Listing (all nodes)

Area (acres)	CN	Description (subcatchment-numbers)
2.948	61	>75% Grass cover, Good, HSG B (1S, 2S, 3S, 7S)
7.813	74	>75% Grass cover, Good, HSG C (1S, 2S, 3S, 5S, 6S, 7S)
0.021	80	>75% Grass cover, Good, HSG D (1S)
0.008	82	Dirt roads, HSG B (2S)
0.889	87	Dirt roads, HSG C (1S, 2S, 3S)
2.568	98	Paved parking, HSG A (1S, 2S, 3S, 7S)
7.543	98	Synthetic Turf (1S, 2S, 3S, 5S, 6S, 7S)
0.344	98	Unconnected pavement, HSG A (2S, 3S, 7S)
0.467	60	Woods, Fair, HSG B (1S, 3S)
0.893	73	Woods, Fair, HSG C (1S, 3S)
23.494	**83**	**TOTAL AREA**

Soil Listing (all nodes)

Area (acres)	Soil Group	Subcatchment Numbers
2.913	HSG A	1S, 2S, 3S, 7S
3.422	HSG B	1S, 2S, 3S, 7S
9.594	HSG C	1S, 2S, 3S, 5S, 6S, 7S
0.021	HSG D	1S
7.543	Other	1S, 2S, 3S, 5S, 6S, 7S
23.494		**TOTAL AREA**

Ground Covers (all nodes)

HSG-A (acres)	HSG-B (acres)	HSG-C (acres)	HSG-D (acres)	Other (acres)	Total (acres)	Ground Cover	Subcatchment Numbers
0.000	2.948	7.813	0.021	0.000	10.782	>75% Grass cover, Good	1S, 2S, 3S, 5S, 6S, 7S
0.000	0.008	0.889	0.000	0.000	0.896	Dirt roads	1S, 2S, 3S
2.568	0.000	0.000	0.000	0.000	2.568	Paved parking	1S, 2S, 3S, 7S
0.000	0.000	0.000	0.000	7.543	7.543	Synthetic Turf	1S, 2S, 3S, 5S, 6S, 7S
0.344	0.000	0.000	0.000	0.000	0.344	Unconnected pavement	2S, 3S, 7S
0.000	0.467	0.893	0.000	0.000	1.360	Woods, Fair	1S, 3S
2.913	**3.422**	**9.594**	**0.021**	**7.543**	**23.494**	**TOTAL AREA**	

Pipe Listing (all nodes)

Line#	Node Number	In-Invert (feet)	Out-Invert (feet)	Length (feet)	Slope (ft/ft)	n	Diam/Width (inches)	Height (inches)	Inside-Fill (inches)
1	3S	0.00	0.00	59.0	0.0120	0.013	12.0	0.0	0.0
2	3S	0.00	0.00	531.0	0.0045	0.013	24.0	0.0	0.0
3	3S	0.00	0.00	200.0	0.0015	0.013	30.0	0.0	0.0
4	7S	0.00	0.00	400.0	0.0045	0.013	24.0	0.0	0.0
5	7S	0.00	0.00	200.0	0.0015	0.013	30.0	0.0	0.0

Time span=0.00-24.00 hrs, dt=0.01 hrs, 2401 points
Runoff by SCS TR-20 method, UH=SCS, Weighted-CN
Reach routing by Stor-Ind+Trans method - Pond routing by Stor-Ind method

Subcatchment 1S: DP-1A Runoff Area=328,137 sf 36.38% Impervious Runoff Depth>4.03"
Flow Length=1,065' Tc=11.1 min CN=79 Runoff=30.05 cfs 2.530 af

Subcatchment 2S: DP-2A Runoff Area=206,880 sf 0.27% Impervious Runoff Depth>3.61"
Flow Length=316' Tc=27.0 min CN=75 Runoff=11.97 cfs 1.427 af

Subcatchment 3S: DP-3A Runoff Area=289,782 sf 56.90% Impervious Runoff Depth>4.88"
Flow Length=1,239' Tc=30.8 min CN=87 Runoff=20.84 cfs 2.703 af

Subcatchment 5S: DP-1B Runoff Area=14,334 sf 99.88% Impervious Runoff Depth>6.14"
Flow Length=279' Tc=27.3 min CN=98 Runoff=1.24 cfs 0.168 af

Subcatchment 6S: DP-2B Runoff Area=90,553 sf 98.19% Impervious Runoff Depth>6.14"
Flow Length=213' Tc=24.6 min CN=98 Runoff=8.18 cfs 1.064 af

Subcatchment 7S: DP-3B Runoff Area=93,717 sf 71.92% Impervious Runoff Depth>5.33"
Flow Length=853' Tc=26.2 min CN=91 Runoff=7.70 cfs 0.955 af

Link 1-L: Out Inflow=17.09 cfs 2.187 af
Primary=17.09 cfs 2.187 af

Total Runoff Area = 23.494 ac Runoff Volume = 8.847 af Average Runoff Depth = 4.52"
55.50% Pervious = 13.038 ac 44.50% Impervious = 10.456 ac

Summary for Subcatchment 1S: DP-1A

Runoff = 30.05 cfs @ 12.15 hrs, Volume= 2.530 af, Depth> 4.03"

Runoff by SCS TR-20 method, UH=SCS, Weighted-CN, Time Span= 0.00-24.00 hrs, dt= 0.01 hrs
Type III 24-hr 25-Year_TWN Rainfall=6.40"

	Area (sf)	CN	Description
	20,333	60	Woods, Fair, HSG B
*	119,147	98	Synthetic Turf
	240	98	Paved parking, HSG A
	5,562	87	Dirt roads, HSG C
	80,901	61	>75% Grass cover, Good, HSG B
	38,289	73	Woods, Fair, HSG C
	62,736	74	>75% Grass cover, Good, HSG C
	929	80	>75% Grass cover, Good, HSG D
	328,137	79	Weighted Average
	208,750		63.62% Pervious Area
	119,387		36.38% Impervious Area

Tc (min)	Length (feet)	Slope (ft/ft)	Velocity (ft/sec)	Capacity (cfs)	Description
2.4	39	0.6800	0.27		**Sheet Flow, Sheet Flow - Woods Light Underbrush** Woods: Light underbrush n= 0.400 P2= 3.45"
7.3	390	0.0035	0.89		**Shallow Concentrated Flow, Shallow Concentrated Flow - Turf** Grassed Waterway Kv= 15.0 fps
1.4	636	0.0100	7.34	648.39	**Channel Flow, Channel Flow - Woods** Area= 88.3 sf Perim= 77.9' r= 1.13' n= 0.022 Earth, clean & straight
11.1	1,065	Total			

Subcatchment 1S: DP-1A

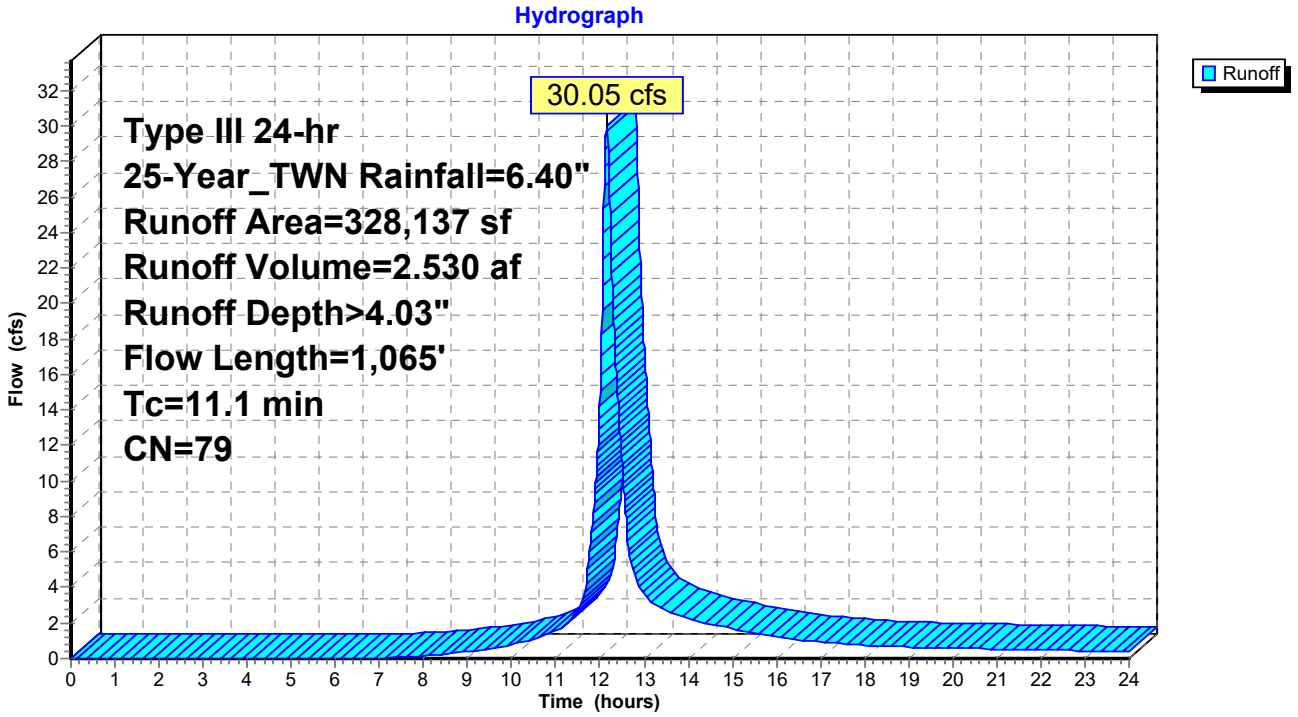

Summary for Subcatchment 2S: DP-2A

Runoff = 11.97 cfs @ 12.39 hrs, Volume= 1.427 af, Depth> 3.61"

Runoff by SCS TR-20 method, UH=SCS, Weighted-CN, Time Span= 0.00-24.00 hrs, dt= 0.01 hrs
Type III 24-hr 25-Year_TWN Rainfall=6.40"

	Area (sf)	CN	Description
	6	98	Unconnected pavement, HSG A
	476	98	Paved parking, HSG A
*	75	98	Synthetic Turf
	18,222	61	>75% Grass cover, Good, HSG B
	159,450	74	>75% Grass cover, Good, HSG C
	340	82	Dirt roads, HSG B
	28,311	87	Dirt roads, HSG C
	206,880	75	Weighted Average
	206,323		99.73% Pervious Area
	557		0.27% Impervious Area
	6		1.08% Unconnected

Tc (min)	Length (feet)	Slope (ft/ft)	Velocity (ft/sec)	Capacity (cfs)	Description
27.0	300	0.0130	0.19		**Sheet Flow, Sheet, Baseball Field** Grass: Short n= 0.150 P2= 3.45"
0.0	16	0.3125	8.39		**Shallow Concentrated Flow, Shallow Conc, Riverbank** Grassed Waterway Kv= 15.0 fps
27.0	316	Total			

Subcatchment 2S: DP-2A

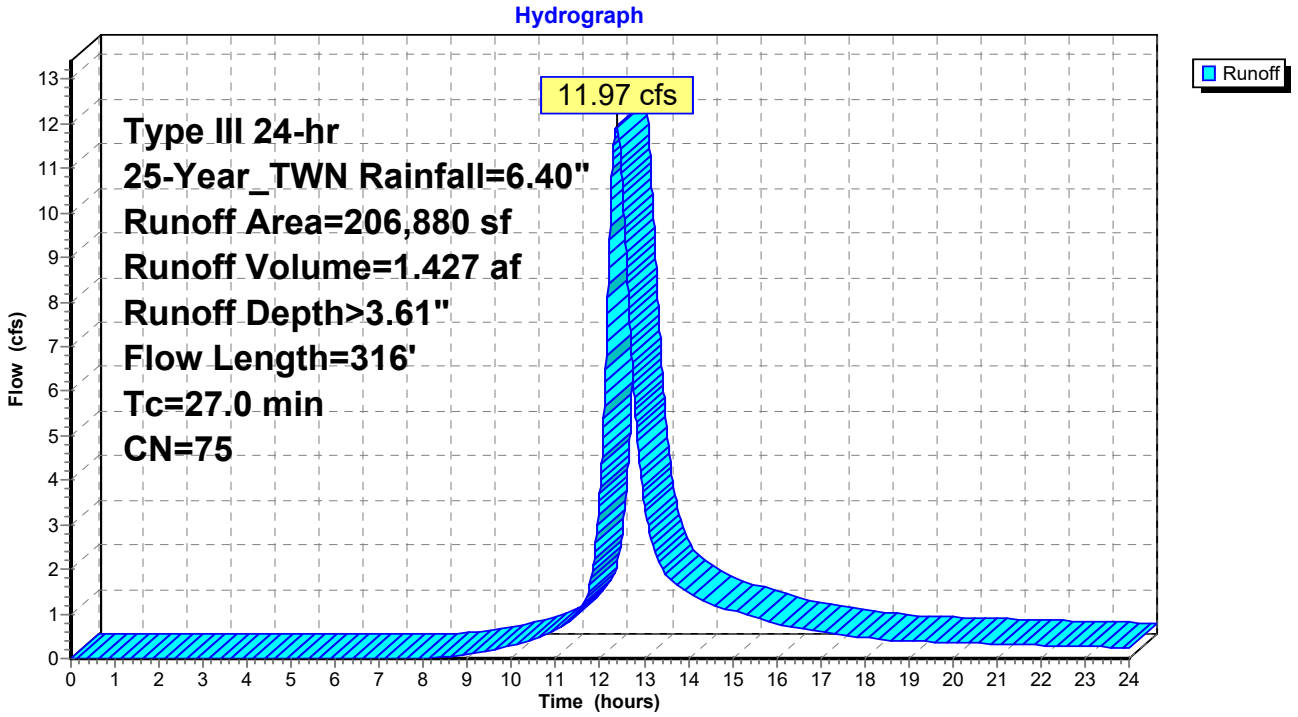

Summary for Subcatchment 3S: DP-3A

Runoff = 20.84 cfs @ 12.42 hrs, Volume= 2.703 af, Depth> 4.88"

Runoff by SCS TR-20 method, UH=SCS, Weighted-CN, Time Span= 0.00-24.00 hrs, dt= 0.01 hrs
Type III 24-hr 25-Year_TWN Rainfall=6.40"

	Area (sf)	CN	Description
	14,577	98	Unconnected pavement, HSG A
	110,658	98	Paved parking, HSG A
*	39,653	98	Synthetic Turf
	17	60	Woods, Fair, HSG B
	605	73	Woods, Fair, HSG C
	25,209	61	>75% Grass cover, Good, HSG B
	94,227	74	>75% Grass cover, Good, HSG C
	4,836	87	Dirt roads, HSG C
	289,782	87	Weighted Average
	124,894		43.10% Pervious Area
	164,888		56.90% Impervious Area
	14,577		8.84% Unconnected

Tc (min)	Length (feet)	Slope (ft/ft)	Velocity (ft/sec)	Capacity (cfs)	Description
20.7	122	0.0074	0.10		**Sheet Flow, Sheet, Turf** n= 0.200 P2= 3.45"
6.7	233	0.0068	0.58		**Shallow Concentrated Flow, Shal Conc. Baseball Field** Short Grass Pasture Kv= 7.0 fps
0.4	94	0.0380	3.96		**Shallow Concentrated Flow, Shal. Conc. Baseball Field** Paved Kv= 20.3 fps
0.2	59	0.0120	4.97	3.90	**Pipe Channel, 12" CPP** 12.0" Round Area= 0.8 sf Perim= 3.1' r= 0.25' n= 0.013 Corrugated PE, smooth interior
1.8	531	0.0045	4.83	15.18	**Pipe Channel, 24" CPP** 24.0" Round Area= 3.1 sf Perim= 6.3' r= 0.50' n= 0.013 Corrugated PE, smooth interior
1.0	200	0.0015	3.24	15.89	**Pipe Channel, 30" CPP** 30.0" Round Area= 4.9 sf Perim= 7.9' r= 0.63' n= 0.013 Corrugated PE, smooth interior
30.8	1,239	Total			

Subcatchment 3S: DP-3A

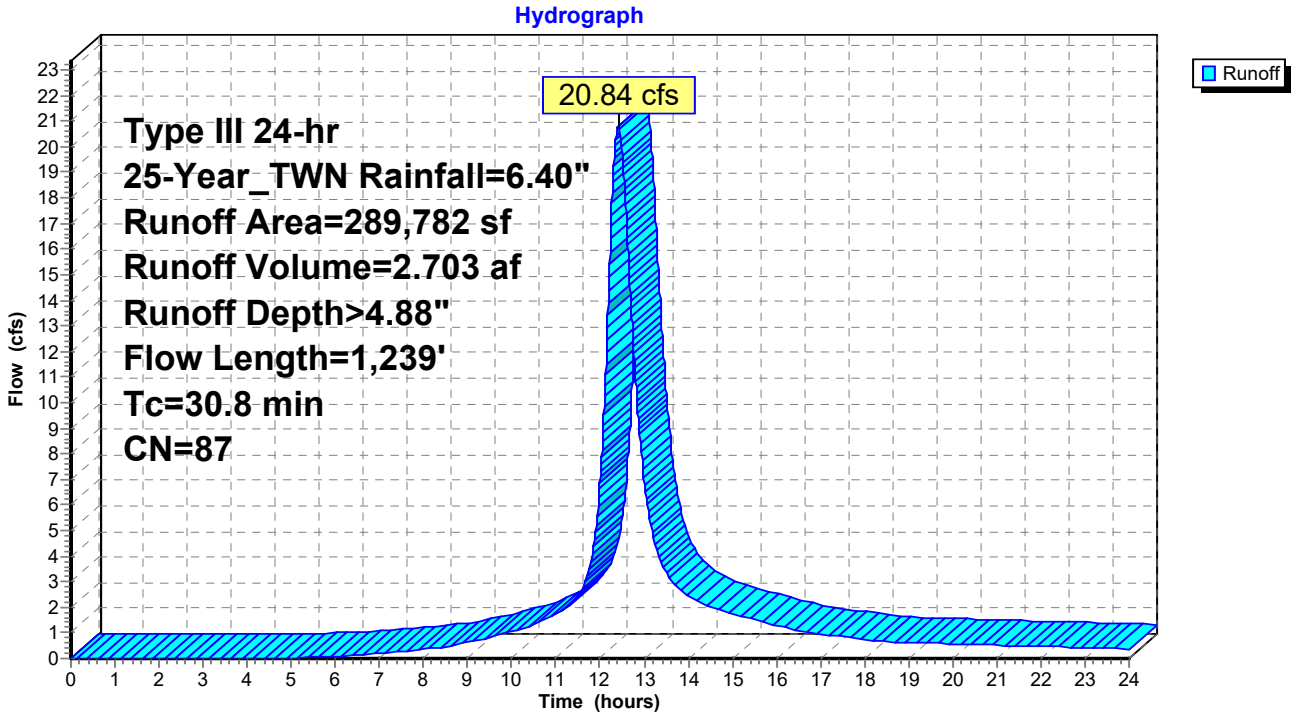

Summary for Subcatchment 5S: DP-1B

Runoff = 1.24 cfs @ 12.35 hrs, Volume= 0.168 af, Depth> 6.14"

Runoff by SCS TR-20 method, UH=SCS, Weighted-CN, Time Span= 0.00-24.00 hrs, dt= 0.01 hrs
Type III 24-hr 25-Year_TWN Rainfall=6.40"

	Area (sf)	CN	Description
*	14,317	98	Synthetic Turf
	17	74	>75% Grass cover, Good, HSG C
	14,334	98	Weighted Average
	17		0.12% Pervious Area
	14,317		99.88% Impervious Area

Tc (min)	Length (feet)	Slope (ft/ft)	Velocity (ft/sec)	Capacity (cfs)	Description
20.7	100	0.0050	0.08		**Sheet Flow, Sheet Flow - Turf** n= 0.200 P2= 3.45"
6.5	124	0.0040	0.32		**Shallow Concentrated Flow, Shallow Concentrated Flow - Wood** Woodland Kv= 5.0 fps
0.1	55	0.0450	15.58	1,375.45	**Channel Flow, Channel Flow - Woods** Area= 88.3 sf Perim= 77.9' r= 1.13' n= 0.022 Earth, clean & straight
27.3	279	Total			

Subcatchment 5S: DP-1B

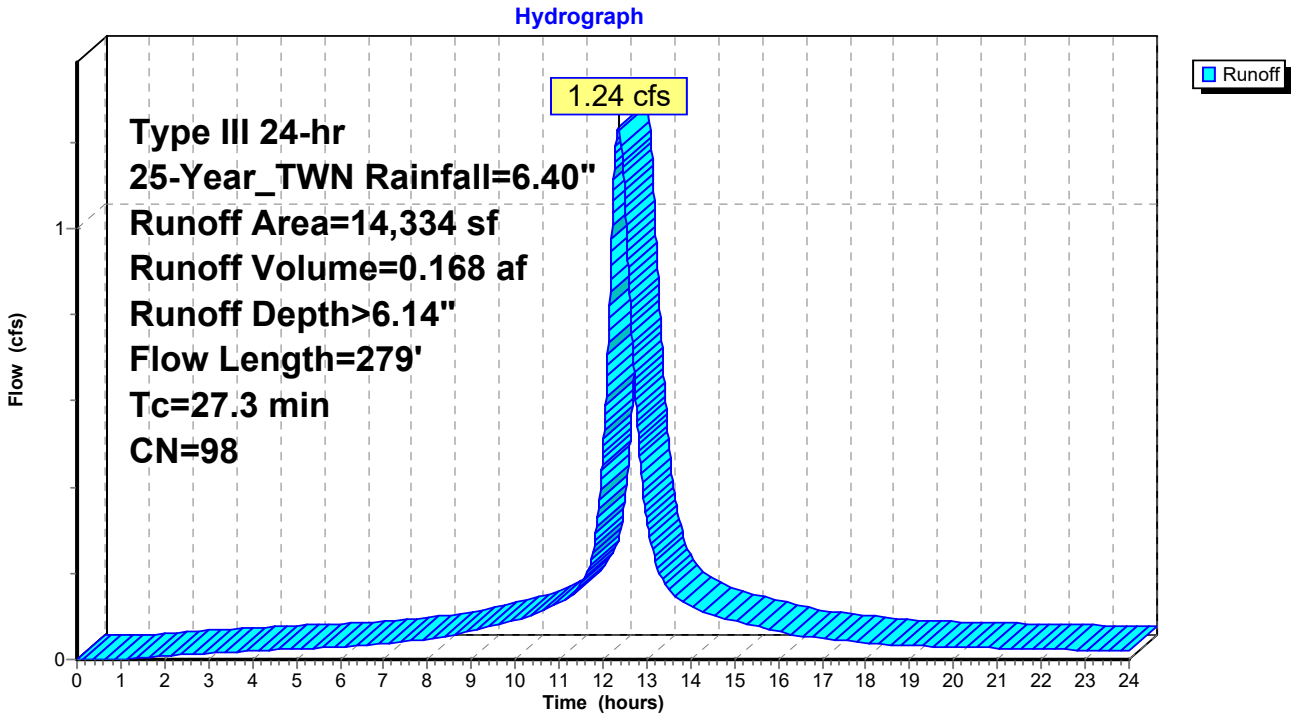

Summary for Subcatchment 6S: DP-2B

Runoff = 8.18 cfs @ 12.33 hrs, Volume= 1.064 af, Depth> 6.14"

Runoff by SCS TR-20 method, UH=SCS, Weighted-CN, Time Span= 0.00-24.00 hrs, dt= 0.01 hrs
Type III 24-hr 25-Year_TWN Rainfall=6.40"

	Area (sf)	CN	Description
*	88,910	98	Synthetic Turf
	1,643	74	>75% Grass cover, Good, HSG C
	90,553	98	Weighted Average
	1,643		1.81% Pervious Area
	88,910		98.19% Impervious Area

Tc (min)	Length (feet)	Slope (ft/ft)	Velocity (ft/sec)	Capacity (cfs)	Description
24.3	128	0.0055	0.09		**Sheet Flow, Sheet, Turf** n= 0.200 P2= 3.45"
0.3	85	0.1270	5.35		**Shallow Concentrated Flow, Shallow Conc, Riverbank** Grassed Waterway Kv= 15.0 fps
24.6	213	Total			

Subcatchment 6S: DP-2B

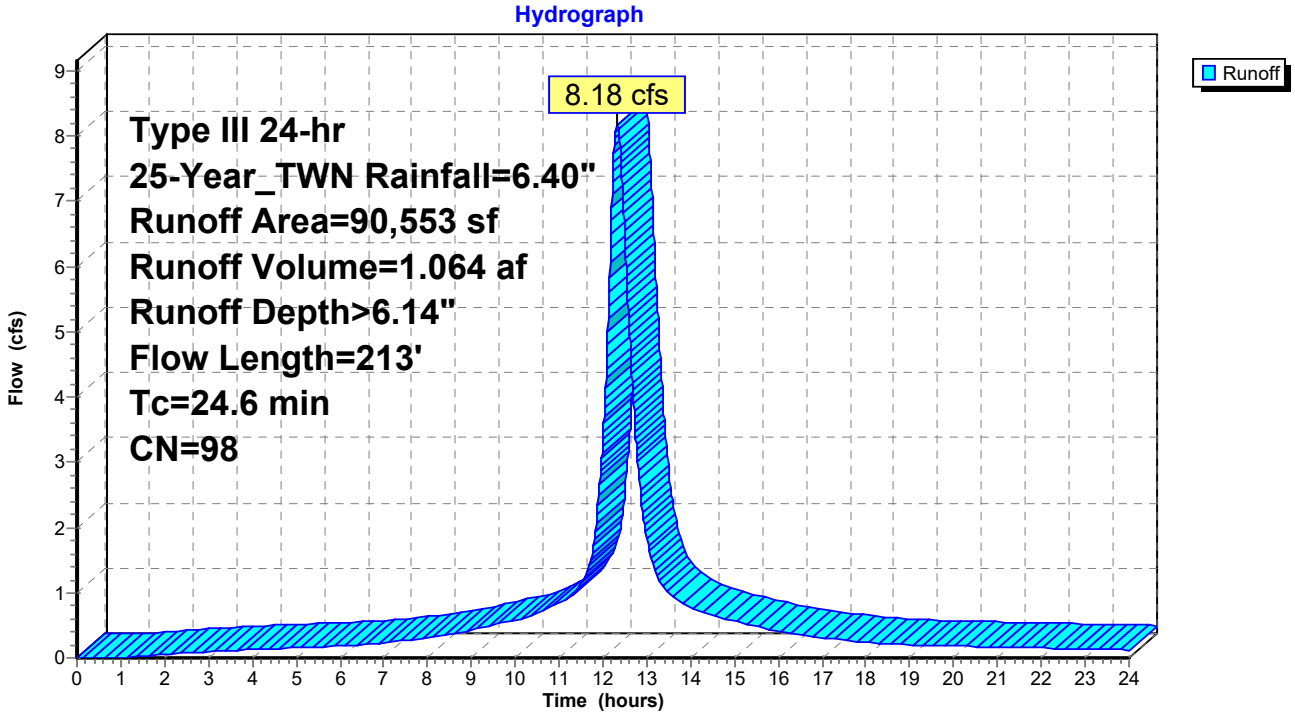

Summary for Subcatchment 7S: DP-3B

Runoff = 7.70 cfs @ 12.34 hrs, Volume= 0.955 af, Depth> 5.33"

Runoff by SCS TR-20 method, UH=SCS, Weighted-CN, Time Span= 0.00-24.00 hrs, dt= 0.01 hrs
Type III 24-hr 25-Year_TWN Rainfall=6.40"

	Area (sf)	CN	Description
	423	98	Unconnected pavement, HSG A
	498	98	Paved parking, HSG A
*	66,483	98	Synthetic Turf
	4,062	61	>75% Grass cover, Good, HSG B
	22,251	74	>75% Grass cover, Good, HSG C
	93,717	91	Weighted Average
	26,313		28.08% Pervious Area
	67,404		71.92% Impervious Area
	423		0.63% Unconnected

Tc (min)	Length (feet)	Slope (ft/ft)	Velocity (ft/sec)	Capacity (cfs)	Description
19.9	100	0.0055	0.08		**Sheet Flow, Sheet, Turf** n= 0.200 P2= 3.45"
3.9	153	0.0087	0.65		**Shallow Concentrated Flow, Shal Conc. Baseball Field** Short Grass Pasture Kv= 7.0 fps
1.4	400	0.0045	4.83	15.18	**Pipe Channel, 24" CPP** 24.0" Round Area= 3.1 sf Perim= 6.3' r= 0.50' n= 0.013 Corrugated PE, smooth interior
1.0	200	0.0015	3.24	15.89	**Pipe Channel, 30" CPP** 30.0" Round Area= 4.9 sf Perim= 7.9' r= 0.63' n= 0.013 Corrugated PE, smooth interior
26.2	853	Total			

Subcatchment 7S: DP-3B

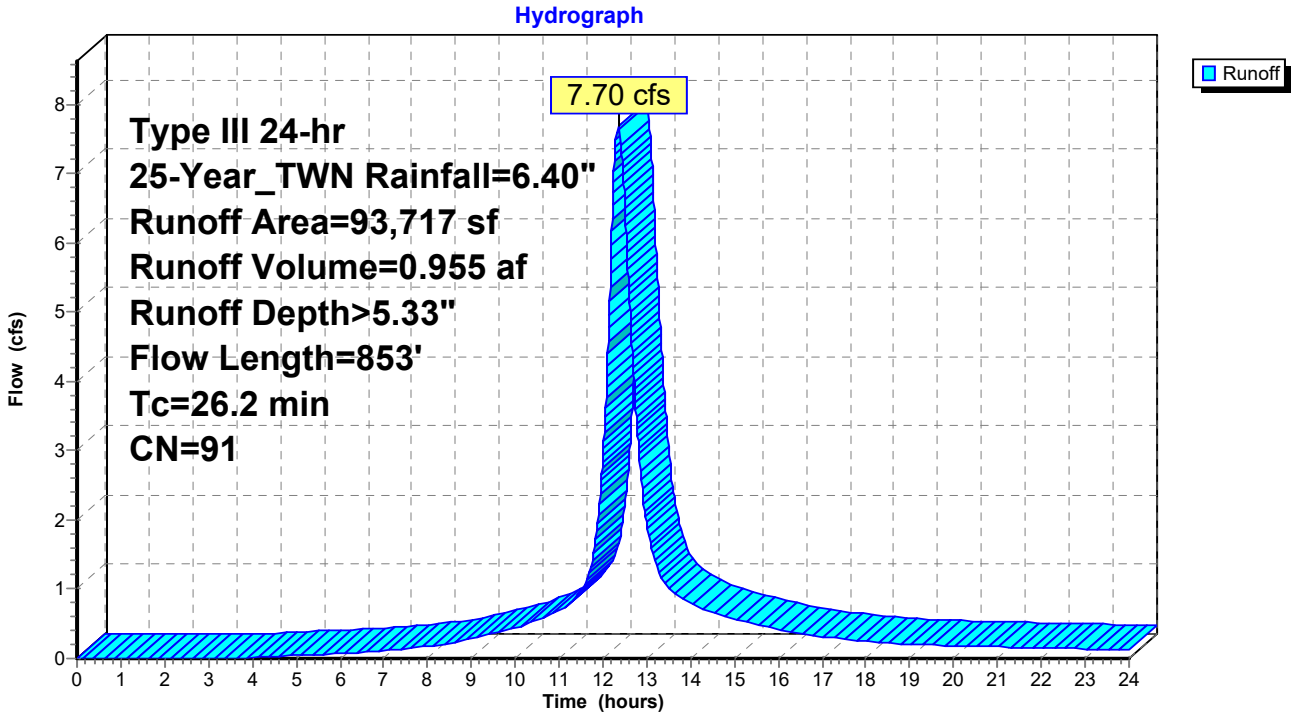

Summary for Link 1-L: Out

Inflow Area = 4.559 ac, 85.92% Impervious, Inflow Depth > 5.76" for 25-Year_TWN event
Inflow = 17.09 cfs @ 12.33 hrs, Volume= 2.187 af
Primary = 17.09 cfs @ 12.33 hrs, Volume= 2.187 af, Atten= 0%, Lag= 0.0 min

Primary outflow = Inflow, Time Span= 0.00-24.00 hrs, dt= 0.01 hrs

Link 1-L: Out

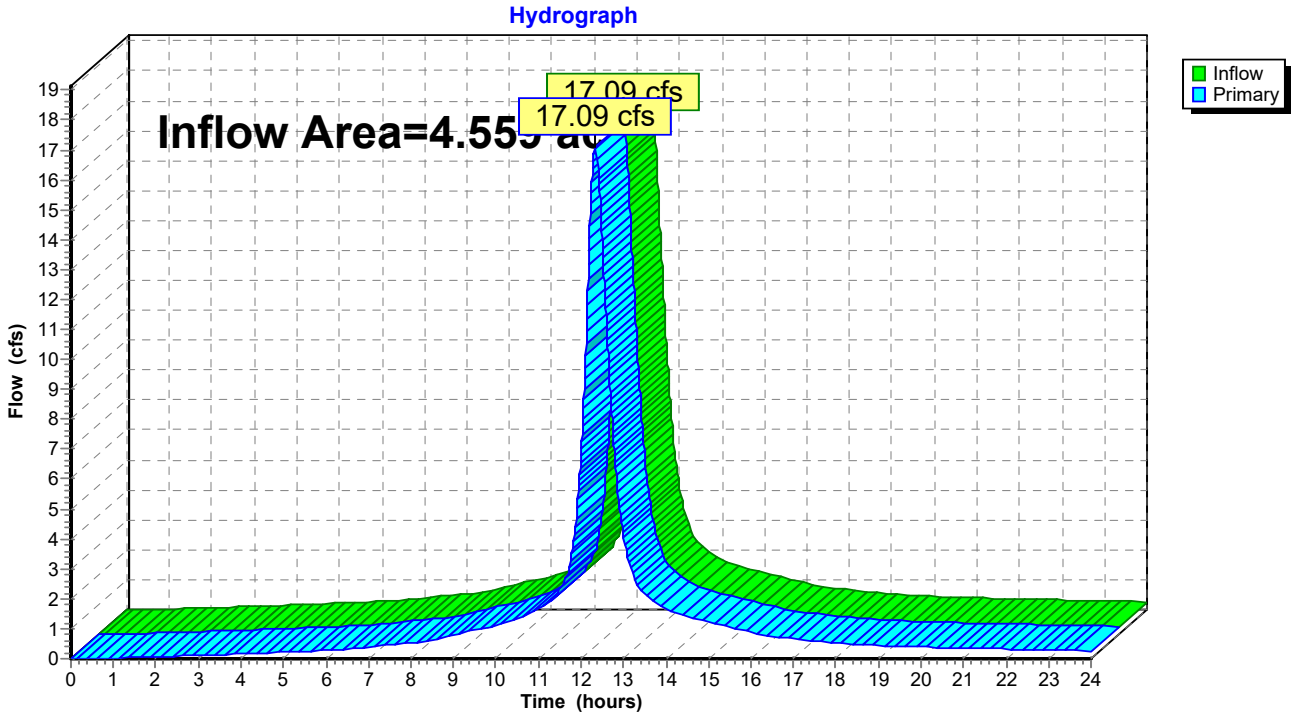

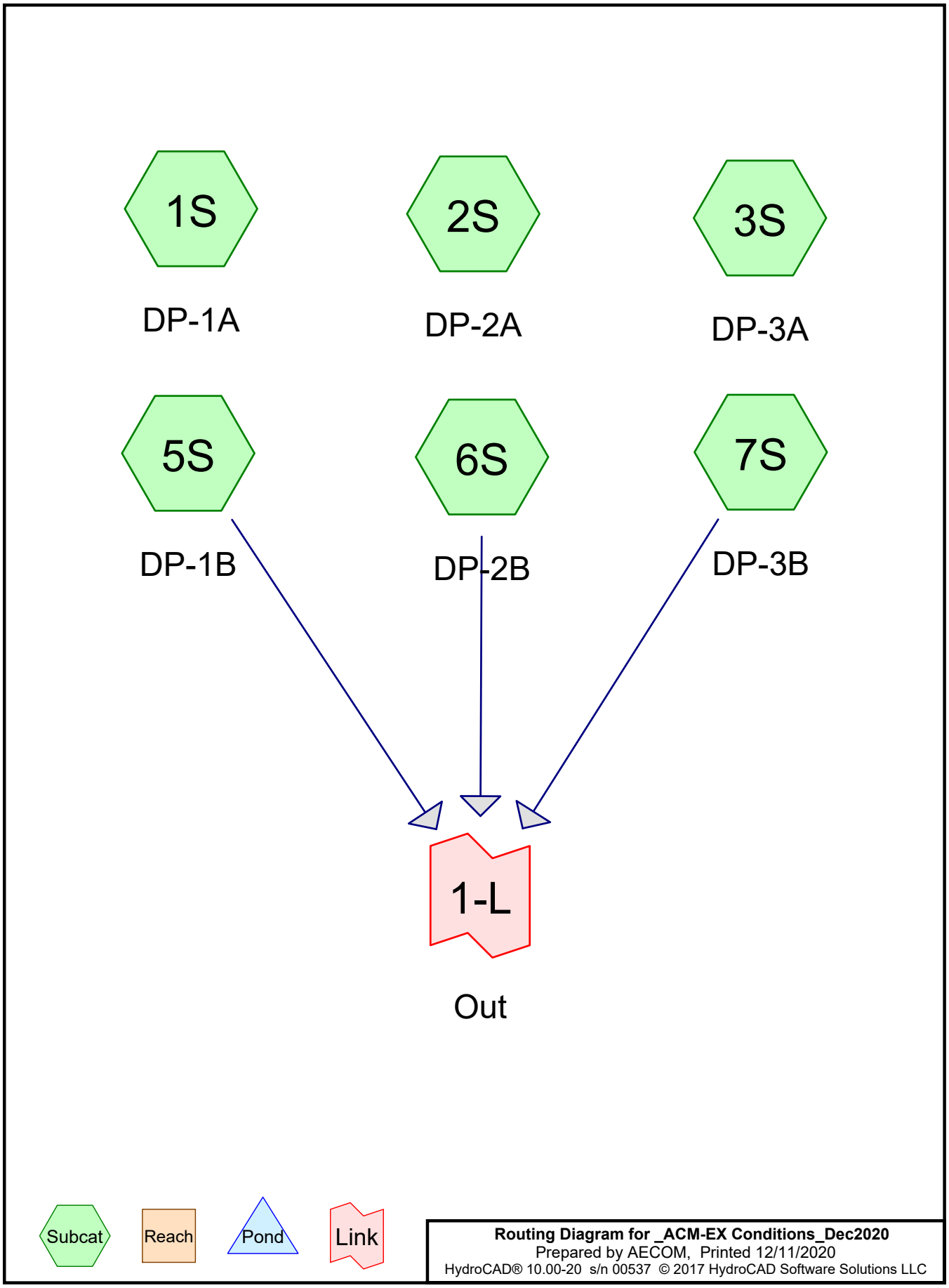
1S
DP-1A
2S
DP-2A
3S
DP-3A
5S
DP-1B
6S
DP-2B
7S
DP-3B
1-L
Out
Subcat
Reach
Pond
Link
Routing Diagram for _ACM-EX Conditions_Dec2020
Prepared by AECOM, Printed 12/11/2020
HydroCAD® 10.00-20 s/n 00537 © 2017 HydroCAD Software Solutions LLC

Summary for Subcatchment 1S: DP-1A

Runoff = 8.07 cfs @ 12.16 hrs, Volume= 0.699 af, Depth> 1.11"

Runoff by SCS TR-20 method, UH=SCS, Weighted-CN, Time Span= 0.00-24.00 hrs, dt= 0.01 hrs
Type III 24-hr 1-Year_TWN Rainfall=2.90"

	Area (sf)	CN	Description
	20,333	60	Woods, Fair, HSG B
*	119,147	98	Synthetic Turf
	240	98	Paved parking, HSG A
	5,562	87	Dirt roads, HSG C
	80,901	61	>75% Grass cover, Good, HSG B
	38,289	73	Woods, Fair, HSG C
	62,736	74	>75% Grass cover, Good, HSG C
	929	80	>75% Grass cover, Good, HSG D
	328,137	79	Weighted Average
	208,750		63.62% Pervious Area
	119,387		36.38% Impervious Area

Tc (min)	Length (feet)	Slope (ft/ft)	Velocity (ft/sec)	Capacity (cfs)	Description
2.4	39	0.6800	0.27		**Sheet Flow, Sheet Flow - Woods Light Underbrush** Woods: Light underbrush n= 0.400 P2= 3.45"
7.3	390	0.0035	0.89		**Shallow Concentrated Flow, Shallow Concentrated Flow - Turf** Grassed Waterway Kv= 15.0 fps
1.4	636	0.0100	7.34	648.39	**Channel Flow, Channel Flow - Woods** Area= 88.3 sf Perim= 77.9' r= 1.13' n= 0.022 Earth, clean & straight
11.1	1,065	Total			

Summary for Subcatchment 2S: DP-2A

Runoff = 2.76 cfs @ 12.41 hrs, Volume= 0.352 af, Depth> 0.89"

Runoff by SCS TR-20 method, UH=SCS, Weighted-CN, Time Span= 0.00-24.00 hrs, dt= 0.01 hrs
Type III 24-hr 1-Year_TWN Rainfall=2.90"

	Area (sf)	CN	Description
	6	98	Unconnected pavement, HSG A
	476	98	Paved parking, HSG A
*	75	98	Synthetic Turf
	18,222	61	>75% Grass cover, Good, HSG B
	159,450	74	>75% Grass cover, Good, HSG C
	340	82	Dirt roads, HSG B
	28,311	87	Dirt roads, HSG C
	206,880	75	Weighted Average
	206,323		99.73% Pervious Area
	557		0.27% Impervious Area
	6		1.08% Unconnected

Tc (min)	Length (feet)	Slope (ft/ft)	Velocity (ft/sec)	Capacity (cfs)	Description
27.0	300	0.0130	0.19		**Sheet Flow, Sheet, Baseball Field** Grass: Short n= 0.150 P2= 3.45"
0.0	16	0.3125	8.39		**Shallow Concentrated Flow, Shallow Conc, Riverbank** Grassed Waterway Kv= 15.0 fps
27.0	316	Total			

Summary for Subcatchment 3S: DP-3A

Runoff = 7.21 cfs @ 12.42 hrs, Volume= 0.910 af, Depth> 1.64"

Runoff by SCS TR-20 method, UH=SCS, Weighted-CN, Time Span= 0.00-24.00 hrs, dt= 0.01 hrs
Type III 24-hr 1-Year_TWN Rainfall=2.90"

	Area (sf)	CN	Description
	14,577	98	Unconnected pavement, HSG A
	110,658	98	Paved parking, HSG A
*	39,653	98	Synthetic Turf
	17	60	Woods, Fair, HSG B
	605	73	Woods, Fair, HSG C
	25,209	61	>75% Grass cover, Good, HSG B
	94,227	74	>75% Grass cover, Good, HSG C
	4,836	87	Dirt roads, HSG C
	289,782	87	Weighted Average
	124,894		43.10% Pervious Area
	164,888		56.90% Impervious Area
	14,577		8.84% Unconnected

Tc (min)	Length (feet)	Slope (ft/ft)	Velocity (ft/sec)	Capacity (cfs)	Description
20.7	122	0.0074	0.10		**Sheet Flow, Sheet, Turf** n= 0.200 P2= 3.45"
6.7	233	0.0068	0.58		**Shallow Concentrated Flow, Shal Conc. Baseball Field** Short Grass Pasture Kv= 7.0 fps
0.4	94	0.0380	3.96		**Shallow Concentrated Flow, Shal. Conc. Baseball Field** Paved Kv= 20.3 fps
0.2	59	0.0120	4.97	3.90	**Pipe Channel, 12" CPP** 12.0" Round Area= 0.8 sf Perim= 3.1' r= 0.25' n= 0.013 Corrugated PE, smooth interior
1.8	531	0.0045	4.83	15.18	**Pipe Channel, 24" CPP** 24.0" Round Area= 3.1 sf Perim= 6.3' r= 0.50' n= 0.013 Corrugated PE, smooth interior
1.0	200	0.0015	3.24	15.89	**Pipe Channel, 30" CPP** 30.0" Round Area= 4.9 sf Perim= 7.9' r= 0.63' n= 0.013 Corrugated PE, smooth interior
30.8	1,239	Total			

Summary for Subcatchment 5S: DP-1B

Runoff = 0.55 cfs @ 12.35 hrs, Volume= 0.073 af, Depth> 2.66"

Runoff by SCS TR-20 method, UH=SCS, Weighted-CN, Time Span= 0.00-24.00 hrs, dt= 0.01 hrs
Type III 24-hr 1-Year_TWN Rainfall=2.90"

	Area (sf)	CN	Description
*	14,317	98	Synthetic Turf
	17	74	>75% Grass cover, Good, HSG C
	14,334	98	Weighted Average
	17		0.12% Pervious Area
	14,317		99.88% Impervious Area

Tc (min)	Length (feet)	Slope (ft/ft)	Velocity (ft/sec)	Capacity (cfs)	Description
20.7	100	0.0050	0.08		**Sheet Flow, Sheet Flow - Turf** n= 0.200 P2= 3.45"
6.5	124	0.0040	0.32		**Shallow Concentrated Flow, Shallow Concentrated Flow - Wood** Woodland Kv= 5.0 fps
0.1	55	0.0450	15.58	1,375.45	**Channel Flow, Channel Flow - Woods** Area= 88.3 sf Perim= 77.9' r= 1.13' n= 0.022 Earth, clean & straight
27.3	279	Total			

Summary for Subcatchment 6S: DP-2B

Runoff = 3.66 cfs @ 12.33 hrs, Volume= 0.461 af, Depth> 2.66"

Runoff by SCS TR-20 method, UH=SCS, Weighted-CN, Time Span= 0.00-24.00 hrs, dt= 0.01 hrs
Type III 24-hr 1-Year_TWN Rainfall=2.90"

	Area (sf)	CN	Description
*	88,910	98	Synthetic Turf
	1,643	74	>75% Grass cover, Good, HSG C
	90,553	98	Weighted Average
	1,643		1.81% Pervious Area
	88,910		98.19% Impervious Area

Tc (min)	Length (feet)	Slope (ft/ft)	Velocity (ft/sec)	Capacity (cfs)	Description
24.3	128	0.0055	0.09		**Sheet Flow, Sheet, Turf** n= 0.200 P2= 3.45"
0.3	85	0.1270	5.35		**Shallow Concentrated Flow, Shallow Conc, Riverbank** Grassed Waterway Kv= 15.0 fps
24.6	213	Total			

Summary for Subcatchment 7S: DP-3B

Runoff = 2.97 cfs @ 12.37 hrs, Volume= 0.353 af, Depth> 1.97"

Runoff by SCS TR-20 method, UH=SCS, Weighted-CN, Time Span= 0.00-24.00 hrs, dt= 0.01 hrs
Type III 24-hr 1-Year_TWN Rainfall=2.90"

	Area (sf)	CN	Description
	423	98	Unconnected pavement, HSG A
	498	98	Paved parking, HSG A
*	66,483	98	Synthetic Turf
	4,062	61	>75% Grass cover, Good, HSG B
	22,251	74	>75% Grass cover, Good, HSG C
	93,717	91	Weighted Average
	26,313		28.08% Pervious Area
	67,404		71.92% Impervious Area
	423		0.63% Unconnected

Tc (min)	Length (feet)	Slope (ft/ft)	Velocity (ft/sec)	Capacity (cfs)	Description
19.9	100	0.0055	0.08		**Sheet Flow, Sheet, Turf** n= 0.200 P2= 3.45"
3.9	153	0.0087	0.65		**Shallow Concentrated Flow, Shal Conc. Baseball Field** Short Grass Pasture Kv= 7.0 fps
1.4	400	0.0045	4.83	15.18	**Pipe Channel, 24" CPP** 24.0" Round Area= 3.1 sf Perim= 6.3' r= 0.50' n= 0.013 Corrugated PE, smooth interior
1.0	200	0.0015	3.24	15.89	**Pipe Channel, 30" CPP** 30.0" Round Area= 4.9 sf Perim= 7.9' r= 0.63' n= 0.013 Corrugated PE, smooth interior
26.2	853	Total			

Summary for Link 1-L: Out

Inflow Area = 4.559 ac, 85.92% Impervious, Inflow Depth > 2.33" for 1-Year_TWN event
Inflow = 7.16 cfs @ 12.33 hrs, Volume= 0.887 af
Primary = 7.16 cfs @ 12.33 hrs, Volume= 0.887 af, Atten= 0%, Lag= 0.0 min

Primary outflow = Inflow, Time Span= 0.00-24.00 hrs, dt= 0.01 hrs

Summary for Subcatchment 1S: DP-1A

Runoff = 10.95 cfs @ 12.16 hrs, Volume= 0.932 af, Depth> 1.48"

Runoff by SCS TR-20 method, UH=SCS, Weighted-CN, Time Span= 0.00-24.00 hrs, dt= 0.01 hrs
Type III 24-hr 2-Year_TWN Rainfall=3.40"

	Area (sf)	CN	Description
	20,333	60	Woods, Fair, HSG B
*	119,147	98	Synthetic Turf
	240	98	Paved parking, HSG A
	5,562	87	Dirt roads, HSG C
	80,901	61	>75% Grass cover, Good, HSG B
	38,289	73	Woods, Fair, HSG C
	62,736	74	>75% Grass cover, Good, HSG C
	929	80	>75% Grass cover, Good, HSG D
	328,137	79	Weighted Average
	208,750		63.62% Pervious Area
	119,387		36.38% Impervious Area

Tc (min)	Length (feet)	Slope (ft/ft)	Velocity (ft/sec)	Capacity (cfs)	Description
2.4	39	0.6800	0.27		**Sheet Flow, Sheet Flow - Woods Light Underbrush** Woods: Light underbrush n= 0.400 P2= 3.45"
7.3	390	0.0035	0.89		**Shallow Concentrated Flow, Shallow Concentrated Flow - Turf** Grassed Waterway Kv= 15.0 fps
1.4	636	0.0100	7.34	648.39	**Channel Flow, Channel Flow - Woods** Area= 88.3 sf Perim= 77.9' r= 1.13' n= 0.022 Earth, clean & straight
11.1	1,065	Total			

Summary for Subcatchment 2S: DP-2A

Runoff = 3.92 cfs @ 12.39 hrs, Volume= 0.484 af, Depth> 1.22"

Runoff by SCS TR-20 method, UH=SCS, Weighted-CN, Time Span= 0.00-24.00 hrs, dt= 0.01 hrs
Type III 24-hr 2-Year_TWN Rainfall=3.40"

	Area (sf)	CN	Description
	6	98	Unconnected pavement, HSG A
	476	98	Paved parking, HSG A
*	75	98	Synthetic Turf
	18,222	61	>75% Grass cover, Good, HSG B
	159,450	74	>75% Grass cover, Good, HSG C
	340	82	Dirt roads, HSG B
	28,311	87	Dirt roads, HSG C
	206,880	75	Weighted Average
	206,323		99.73% Pervious Area
	557		0.27% Impervious Area
	6		1.08% Unconnected

Tc (min)	Length (feet)	Slope (ft/ft)	Velocity (ft/sec)	Capacity (cfs)	Description
27.0	300	0.0130	0.19		**Sheet Flow, Sheet, Baseball Field** Grass: Short n= 0.150 P2= 3.45"
0.0	16	0.3125	8.39		**Shallow Concentrated Flow, Shallow Conc, Riverbank** Grassed Waterway Kv= 15.0 fps
27.0	316	Total			

Summary for Subcatchment 3S: DP-3A

Runoff = 9.13 cfs @ 12.42 hrs, Volume= 1.153 af, Depth> 2.08"

Runoff by SCS TR-20 method, UH=SCS, Weighted-CN, Time Span= 0.00-24.00 hrs, dt= 0.01 hrs
Type III 24-hr 2-Year_TWN Rainfall=3.40"

	Area (sf)	CN	Description
	14,577	98	Unconnected pavement, HSG A
	110,658	98	Paved parking, HSG A
*	39,653	98	Synthetic Turf
	17	60	Woods, Fair, HSG B
	605	73	Woods, Fair, HSG C
	25,209	61	>75% Grass cover, Good, HSG B
	94,227	74	>75% Grass cover, Good, HSG C
	4,836	87	Dirt roads, HSG C
	289,782	87	Weighted Average
	124,894		43.10% Pervious Area
	164,888		56.90% Impervious Area
	14,577		8.84% Unconnected

Tc (min)	Length (feet)	Slope (ft/ft)	Velocity (ft/sec)	Capacity (cfs)	Description
20.7	122	0.0074	0.10		**Sheet Flow, Sheet, Turf** n= 0.200 P2= 3.45"
6.7	233	0.0068	0.58		**Shallow Concentrated Flow, Shal Conc. Baseball Field** Short Grass Pasture Kv= 7.0 fps
0.4	94	0.0380	3.96		**Shallow Concentrated Flow, Shal. Conc. Baseball Field** Paved Kv= 20.3 fps
0.2	59	0.0120	4.97	3.90	**Pipe Channel, 12" CPP** 12.0" Round Area= 0.8 sf Perim= 3.1' r= 0.25' n= 0.013 Corrugated PE, smooth interior
1.8	531	0.0045	4.83	15.18	**Pipe Channel, 24" CPP** 24.0" Round Area= 3.1 sf Perim= 6.3' r= 0.50' n= 0.013 Corrugated PE, smooth interior
1.0	200	0.0015	3.24	15.89	**Pipe Channel, 30" CPP** 30.0" Round Area= 4.9 sf Perim= 7.9' r= 0.63' n= 0.013 Corrugated PE, smooth interior
30.8	1,239	Total			

Summary for Subcatchment 5S: DP-1B

Runoff = 0.65 cfs @ 12.35 hrs, Volume= 0.086 af, Depth> 3.15"

Runoff by SCS TR-20 method, UH=SCS, Weighted-CN, Time Span= 0.00-24.00 hrs, dt= 0.01 hrs
Type III 24-hr 2-Year_TWN Rainfall=3.40"

	Area (sf)	CN	Description
*	14,317	98	Synthetic Turf
	17	74	>75% Grass cover, Good, HSG C
	14,334	98	Weighted Average
	17		0.12% Pervious Area
	14,317		99.88% Impervious Area

Tc (min)	Length (feet)	Slope (ft/ft)	Velocity (ft/sec)	Capacity (cfs)	Description
20.7	100	0.0050	0.08		**Sheet Flow, Sheet Flow - Turf** n= 0.200 P2= 3.45"
6.5	124	0.0040	0.32		**Shallow Concentrated Flow, Shallow Concentrated Flow - Wood** Woodland Kv= 5.0 fps
0.1	55	0.0450	15.58	1,375.45	**Channel Flow, Channel Flow - Woods** Area= 88.3 sf Perim= 77.9' r= 1.13' n= 0.022 Earth, clean & straight
27.3	279	Total			

Summary for Subcatchment 6S: DP-2B

Runoff = 4.31 cfs @ 12.33 hrs, Volume= 0.547 af, Depth> 3.16"

Runoff by SCS TR-20 method, UH=SCS, Weighted-CN, Time Span= 0.00-24.00 hrs, dt= 0.01 hrs
Type III 24-hr 2-Year_TWN Rainfall=3.40"

	Area (sf)	CN	Description
*	88,910	98	Synthetic Turf
	1,643	74	>75% Grass cover, Good, HSG C
	90,553	98	Weighted Average
	1,643		1.81% Pervious Area
	88,910		98.19% Impervious Area

Tc (min)	Length (feet)	Slope (ft/ft)	Velocity (ft/sec)	Capacity (cfs)	Description
24.3	128	0.0055	0.09		**Sheet Flow, Sheet, Turf** n= 0.200 P2= 3.45"
0.3	85	0.1270	5.35		**Shallow Concentrated Flow, Shallow Conc, Riverbank** Grassed Waterway Kv= 15.0 fps
24.6	213	Total			

Summary for Subcatchment 7S: DP-3B

Runoff = 3.65 cfs @ 12.36 hrs, Volume= 0.437 af, Depth> 2.44"

Runoff by SCS TR-20 method, UH=SCS, Weighted-CN, Time Span= 0.00-24.00 hrs, dt= 0.01 hrs
Type III 24-hr 2-Year_TWN Rainfall=3.40"

	Area (sf)	CN	Description
	423	98	Unconnected pavement, HSG A
	498	98	Paved parking, HSG A
*	66,483	98	Synthetic Turf
	4,062	61	>75% Grass cover, Good, HSG B
	22,251	74	>75% Grass cover, Good, HSG C
	93,717	91	Weighted Average
	26,313		28.08% Pervious Area
	67,404		71.92% Impervious Area
	423		0.63% Unconnected

Tc (min)	Length (feet)	Slope (ft/ft)	Velocity (ft/sec)	Capacity (cfs)	Description
19.9	100	0.0055	0.08		**Sheet Flow, Sheet, Turf** n= 0.200 P2= 3.45"
3.9	153	0.0087	0.65		**Shallow Concentrated Flow, Shal Conc. Baseball Field** Short Grass Pasture Kv= 7.0 fps
1.4	400	0.0045	4.83	15.18	**Pipe Channel, 24" CPP** 24.0" Round Area= 3.1 sf Perim= 6.3' r= 0.50' n= 0.013 Corrugated PE, smooth interior
1.0	200	0.0015	3.24	15.89	**Pipe Channel, 30" CPP** 30.0" Round Area= 4.9 sf Perim= 7.9' r= 0.63' n= 0.013 Corrugated PE, smooth interior
26.2	853	Total			

Summary for Link 1-L: Out

Inflow Area = 4.559 ac, 85.92% Impervious, Inflow Depth > 2.82" for 2-Year_TWN event
Inflow = 8.58 cfs @ 12.33 hrs, Volume= 1.070 af
Primary = 8.58 cfs @ 12.33 hrs, Volume= 1.070 af, Atten= 0%, Lag= 0.0 min

Primary outflow = Inflow, Time Span= 0.00-24.00 hrs, dt= 0.01 hrs

Summary for Subcatchment 1S: DP-1A

Runoff = 16.45 cfs @ 12.15 hrs, Volume= 1.384 af, Depth> 2.20"

Runoff by SCS TR-20 method, UH=SCS, Weighted-CN, Time Span= 0.00-24.00 hrs, dt= 0.01 hrs
Type III 24-hr 5-Year_TWN Rainfall=4.30"

	Area (sf)	CN	Description
	20,333	60	Woods, Fair, HSG B
*	119,147	98	Synthetic Turf
	240	98	Paved parking, HSG A
	5,562	87	Dirt roads, HSG C
	80,901	61	>75% Grass cover, Good, HSG B
	38,289	73	Woods, Fair, HSG C
	62,736	74	>75% Grass cover, Good, HSG C
	929	80	>75% Grass cover, Good, HSG D
	328,137	79	Weighted Average
	208,750		63.62% Pervious Area
	119,387		36.38% Impervious Area

Tc (min)	Length (feet)	Slope (ft/ft)	Velocity (ft/sec)	Capacity (cfs)	Description
2.4	39	0.6800	0.27		**Sheet Flow, Sheet Flow - Woods Light Underbrush** Woods: Light underbrush n= 0.400 P2= 3.45"
7.3	390	0.0035	0.89		**Shallow Concentrated Flow, Shallow Concentrated Flow - Turf** Grassed Waterway Kv= 15.0 fps
1.4	636	0.0100	7.34	648.39	**Channel Flow, Channel Flow - Woods** Area= 88.3 sf Perim= 77.9' r= 1.13' n= 0.022 Earth, clean & straight
11.1	1,065	Total			

Summary for Subcatchment 2S: DP-2A

Runoff = 6.18 cfs @ 12.39 hrs, Volume= 0.745 af, Depth> 1.88"

Runoff by SCS TR-20 method, UH=SCS, Weighted-CN, Time Span= 0.00-24.00 hrs, dt= 0.01 hrs
Type III 24-hr 5-Year_TWN Rainfall=4.30"

	Area (sf)	CN	Description
	6	98	Unconnected pavement, HSG A
	476	98	Paved parking, HSG A
*	75	98	Synthetic Turf
	18,222	61	>75% Grass cover, Good, HSG B
	159,450	74	>75% Grass cover, Good, HSG C
	340	82	Dirt roads, HSG B
	28,311	87	Dirt roads, HSG C
	206,880	75	Weighted Average
	206,323		99.73% Pervious Area
	557		0.27% Impervious Area
	6		1.08% Unconnected

Tc (min)	Length (feet)	Slope (ft/ft)	Velocity (ft/sec)	Capacity (cfs)	Description
27.0	300	0.0130	0.19		**Sheet Flow, Sheet, Baseball Field** Grass: Short n= 0.150 P2= 3.45"
0.0	16	0.3125	8.39		**Shallow Concentrated Flow, Shallow Conc, Riverbank** Grassed Waterway Kv= 15.0 fps
27.0	316	Total			

Summary for Subcatchment 3S: DP-3A

Runoff = 12.63 cfs @ 12.42 hrs, Volume= 1.606 af, Depth> 2.90"

Runoff by SCS TR-20 method, UH=SCS, Weighted-CN, Time Span= 0.00-24.00 hrs, dt= 0.01 hrs
Type III 24-hr 5-Year_TWN Rainfall=4.30"

	Area (sf)	CN	Description
	14,577	98	Unconnected pavement, HSG A
	110,658	98	Paved parking, HSG A
*	39,653	98	Synthetic Turf
	17	60	Woods, Fair, HSG B
	605	73	Woods, Fair, HSG C
	25,209	61	>75% Grass cover, Good, HSG B
	94,227	74	>75% Grass cover, Good, HSG C
	4,836	87	Dirt roads, HSG C
	289,782	87	Weighted Average
	124,894		43.10% Pervious Area
	164,888		56.90% Impervious Area
	14,577		8.84% Unconnected

Tc (min)	Length (feet)	Slope (ft/ft)	Velocity (ft/sec)	Capacity (cfs)	Description
20.7	122	0.0074	0.10		**Sheet Flow, Sheet, Turf** n= 0.200 P2= 3.45"
6.7	233	0.0068	0.58		**Shallow Concentrated Flow, Shal Conc. Baseball Field** Short Grass Pasture Kv= 7.0 fps
0.4	94	0.0380	3.96		**Shallow Concentrated Flow, Shal. Conc. Baseball Field** Paved Kv= 20.3 fps
0.2	59	0.0120	4.97	3.90	**Pipe Channel, 12" CPP** 12.0" Round Area= 0.8 sf Perim= 3.1' r= 0.25' n= 0.013 Corrugated PE, smooth interior
1.8	531	0.0045	4.83	15.18	**Pipe Channel, 24" CPP** 24.0" Round Area= 3.1 sf Perim= 6.3' r= 0.50' n= 0.013 Corrugated PE, smooth interior
1.0	200	0.0015	3.24	15.89	**Pipe Channel, 30" CPP** 30.0" Round Area= 4.9 sf Perim= 7.9' r= 0.63' n= 0.013 Corrugated PE, smooth interior
30.8	1,239	Total			

Summary for Subcatchment 5S: DP-1B

Runoff = 0.83 cfs @ 12.35 hrs, Volume= 0.111 af, Depth> 4.05"

Runoff by SCS TR-20 method, UH=SCS, Weighted-CN, Time Span= 0.00-24.00 hrs, dt= 0.01 hrs
Type III 24-hr 5-Year_TWN Rainfall=4.30"

	Area (sf)	CN	Description
*	14,317	98	Synthetic Turf
	17	74	>75% Grass cover, Good, HSG C
	14,334	98	Weighted Average
	17		0.12% Pervious Area
	14,317		99.88% Impervious Area

Tc (min)	Length (feet)	Slope (ft/ft)	Velocity (ft/sec)	Capacity (cfs)	Description
20.7	100	0.0050	0.08		**Sheet Flow, Sheet Flow - Turf** n= 0.200 P2= 3.45"
6.5	124	0.0040	0.32		**Shallow Concentrated Flow, Shallow Concentrated Flow - Wood** Woodland Kv= 5.0 fps
0.1	55	0.0450	15.58	1,375.45	**Channel Flow, Channel Flow - Woods** Area= 88.3 sf Perim= 77.9' r= 1.13' n= 0.022 Earth, clean & straight
27.3	279	Total			

Summary for Subcatchment 6S: DP-2B

Runoff = 5.47 cfs @ 12.33 hrs, Volume= 0.702 af, Depth> 4.05"

Runoff by SCS TR-20 method, UH=SCS, Weighted-CN, Time Span= 0.00-24.00 hrs, dt= 0.01 hrs
Type III 24-hr 5-Year_TWN Rainfall=4.30"

	Area (sf)	CN	Description
*	88,910	98	Synthetic Turf
	1,643	74	>75% Grass cover, Good, HSG C
	90,553	98	Weighted Average
	1,643		1.81% Pervious Area
	88,910		98.19% Impervious Area

Tc (min)	Length (feet)	Slope (ft/ft)	Velocity (ft/sec)	Capacity (cfs)	Description
24.3	128	0.0055	0.09		**Sheet Flow, Sheet, Turf** n= 0.200 P2= 3.45"
0.3	85	0.1270	5.35		**Shallow Concentrated Flow, Shallow Conc, Riverbank** Grassed Waterway Kv= 15.0 fps
24.6	213	Total			

Summary for Subcatchment 7S: DP-3B

Runoff = 4.87 cfs @ 12.35 hrs, Volume= 0.590 af, Depth> 3.29"

Runoff by SCS TR-20 method, UH=SCS, Weighted-CN, Time Span= 0.00-24.00 hrs, dt= 0.01 hrs
Type III 24-hr 5-Year_TWN Rainfall=4.30"

	Area (sf)	CN	Description
	423	98	Unconnected pavement, HSG A
	498	98	Paved parking, HSG A
*	66,483	98	Synthetic Turf
	4,062	61	>75% Grass cover, Good, HSG B
	22,251	74	>75% Grass cover, Good, HSG C
	93,717	91	Weighted Average
	26,313		28.08% Pervious Area
	67,404		71.92% Impervious Area
	423		0.63% Unconnected

Tc (min)	Length (feet)	Slope (ft/ft)	Velocity (ft/sec)	Capacity (cfs)	Description
19.9	100	0.0055	0.08		**Sheet Flow, Sheet, Turf** n= 0.200 P2= 3.45"
3.9	153	0.0087	0.65		**Shallow Concentrated Flow, Shal Conc. Baseball Field** Short Grass Pasture Kv= 7.0 fps
1.4	400	0.0045	4.83	15.18	**Pipe Channel, 24" CPP** 24.0" Round Area= 3.1 sf Perim= 6.3' r= 0.50' n= 0.013 Corrugated PE, smooth interior
1.0	200	0.0015	3.24	15.89	**Pipe Channel, 30" CPP** 30.0" Round Area= 4.9 sf Perim= 7.9' r= 0.63' n= 0.013 Corrugated PE, smooth interior
26.2	853	Total			

Summary for Link 1-L: Out

Inflow Area = 4.559 ac, 85.92% Impervious, Inflow Depth > 3.69" for 5-Year_TWN event
Inflow = 11.14 cfs @ 12.33 hrs, Volume= 1.403 af
Primary = 11.14 cfs @ 12.33 hrs, Volume= 1.403 af, Atten= 0%, Lag= 0.0 min

Primary outflow = Inflow, Time Span= 0.00-24.00 hrs, dt= 0.01 hrs

Summary for Subcatchment 1S: DP-1A

Runoff = 21.55 cfs @ 12.15 hrs, Volume= 1.809 af, Depth> 2.88"

Runoff by SCS TR-20 method, UH=SCS, Weighted-CN, Time Span= 0.00-24.00 hrs, dt= 0.01 hrs
Type III 24-hr 10-Year_TWN Rainfall=5.10"

	Area (sf)	CN	Description
	20,333	60	Woods, Fair, HSG B
*	119,147	98	Synthetic Turf
	240	98	Paved parking, HSG A
	5,562	87	Dirt roads, HSG C
	80,901	61	>75% Grass cover, Good, HSG B
	38,289	73	Woods, Fair, HSG C
	62,736	74	>75% Grass cover, Good, HSG C
	929	80	>75% Grass cover, Good, HSG D
	328,137	79	Weighted Average
	208,750		63.62% Pervious Area
	119,387		36.38% Impervious Area

Tc (min)	Length (feet)	Slope (ft/ft)	Velocity (ft/sec)	Capacity (cfs)	Description
2.4	39	0.6800	0.27		**Sheet Flow, Sheet Flow - Woods Light Underbrush** Woods: Light underbrush n= 0.400 P2= 3.45"
7.3	390	0.0035	0.89		**Shallow Concentrated Flow, Shallow Concentrated Flow - Turf** Grassed Waterway Kv= 15.0 fps
1.4	636	0.0100	7.34	648.39	**Channel Flow, Channel Flow - Woods** Area= 88.3 sf Perim= 77.9' r= 1.13' n= 0.022 Earth, clean & straight
11.1	1,065	Total			

Summary for Subcatchment 2S: DP-2A

Runoff = 8.33 cfs @ 12.39 hrs, Volume= 0.996 af, Depth> 2.52"

Runoff by SCS TR-20 method, UH=SCS, Weighted-CN, Time Span= 0.00-24.00 hrs, dt= 0.01 hrs
Type III 24-hr 10-Year_TWN Rainfall=5.10"

	Area (sf)	CN	Description
	6	98	Unconnected pavement, HSG A
	476	98	Paved parking, HSG A
*	75	98	Synthetic Turf
	18,222	61	>75% Grass cover, Good, HSG B
	159,450	74	>75% Grass cover, Good, HSG C
	340	82	Dirt roads, HSG B
	28,311	87	Dirt roads, HSG C
	206,880	75	Weighted Average
	206,323		99.73% Pervious Area
	557		0.27% Impervious Area
	6		1.08% Unconnected

Tc (min)	Length (feet)	Slope (ft/ft)	Velocity (ft/sec)	Capacity (cfs)	Description
27.0	300	0.0130	0.19		**Sheet Flow, Sheet, Baseball Field** Grass: Short n= 0.150 P2= 3.45"
0.0	16	0.3125	8.39		**Shallow Concentrated Flow, Shallow Conc, Riverbank** Grassed Waterway Kv= 15.0 fps
27.0	316	Total			

Summary for Subcatchment 3S: DP-3A

Runoff = 15.76 cfs @ 12.42 hrs, Volume= 2.019 af, Depth> 3.64"

Runoff by SCS TR-20 method, UH=SCS, Weighted-CN, Time Span= 0.00-24.00 hrs, dt= 0.01 hrs
Type III 24-hr 10-Year_TWN Rainfall=5.10"

	Area (sf)	CN	Description
	14,577	98	Unconnected pavement, HSG A
	110,658	98	Paved parking, HSG A
*	39,653	98	Synthetic Turf
	17	60	Woods, Fair, HSG B
	605	73	Woods, Fair, HSG C
	25,209	61	>75% Grass cover, Good, HSG B
	94,227	74	>75% Grass cover, Good, HSG C
	4,836	87	Dirt roads, HSG C
	289,782	87	Weighted Average
	124,894		43.10% Pervious Area
	164,888		56.90% Impervious Area
	14,577		8.84% Unconnected

Tc (min)	Length (feet)	Slope (ft/ft)	Velocity (ft/sec)	Capacity (cfs)	Description
20.7	122	0.0074	0.10		**Sheet Flow, Sheet, Turf** n= 0.200 P2= 3.45"
6.7	233	0.0068	0.58		**Shallow Concentrated Flow, Shal Conc. Baseball Field** Short Grass Pasture Kv= 7.0 fps
0.4	94	0.0380	3.96		**Shallow Concentrated Flow, Shal. Conc. Baseball Field** Paved Kv= 20.3 fps
0.2	59	0.0120	4.97	3.90	**Pipe Channel, 12" CPP** 12.0" Round Area= 0.8 sf Perim= 3.1' r= 0.25' n= 0.013 Corrugated PE, smooth interior
1.8	531	0.0045	4.83	15.18	**Pipe Channel, 24" CPP** 24.0" Round Area= 3.1 sf Perim= 6.3' r= 0.50' n= 0.013 Corrugated PE, smooth interior
1.0	200	0.0015	3.24	15.89	**Pipe Channel, 30" CPP** 30.0" Round Area= 4.9 sf Perim= 7.9' r= 0.63' n= 0.013 Corrugated PE, smooth interior
30.8	1,239	Total			

Summary for Subcatchment 5S: DP-1B

Runoff = 0.98 cfs @ 12.35 hrs, Volume= 0.133 af, Depth> 4.84"

Runoff by SCS TR-20 method, UH=SCS, Weighted-CN, Time Span= 0.00-24.00 hrs, dt= 0.01 hrs
Type III 24-hr 10-Year_TWN Rainfall=5.10"

	Area (sf)	CN	Description
*	14,317	98	Synthetic Turf
	17	74	>75% Grass cover, Good, HSG C
	14,334	98	Weighted Average
	17		0.12% Pervious Area
	14,317		99.88% Impervious Area

Tc (min)	Length (feet)	Slope (ft/ft)	Velocity (ft/sec)	Capacity (cfs)	Description
20.7	100	0.0050	0.08		**Sheet Flow, Sheet Flow - Turf** n= 0.200 P2= 3.45"
6.5	124	0.0040	0.32		**Shallow Concentrated Flow, Shallow Concentrated Flow - Wood** Woodland Kv= 5.0 fps
0.1	55	0.0450	15.58	1,375.45	**Channel Flow, Channel Flow - Woods** Area= 88.3 sf Perim= 77.9' r= 1.13' n= 0.022 Earth, clean & straight
27.3	279	Total			

Summary for Subcatchment 6S: DP-2B

Runoff = 6.50 cfs @ 12.33 hrs, Volume= 0.840 af, Depth> 4.85"

Runoff by SCS TR-20 method, UH=SCS, Weighted-CN, Time Span= 0.00-24.00 hrs, dt= 0.01 hrs
Type III 24-hr 10-Year_TWN Rainfall=5.10"

	Area (sf)	CN	Description
*	88,910	98	Synthetic Turf
	1,643	74	>75% Grass cover, Good, HSG C
	90,553	98	Weighted Average
	1,643		1.81% Pervious Area
	88,910		98.19% Impervious Area

Tc (min)	Length (feet)	Slope (ft/ft)	Velocity (ft/sec)	Capacity (cfs)	Description
24.3	128	0.0055	0.09		**Sheet Flow, Sheet, Turf** n= 0.200 P2= 3.45"
0.3	85	0.1270	5.35		**Shallow Concentrated Flow, Shallow Conc, Riverbank** Grassed Waterway Kv= 15.0 fps
24.6	213	Total			

Summary for Subcatchment 7S: DP-3B

Runoff = 5.95 cfs @ 12.35 hrs, Volume= 0.728 af, Depth> 4.06"

Runoff by SCS TR-20 method, UH=SCS, Weighted-CN, Time Span= 0.00-24.00 hrs, dt= 0.01 hrs
Type III 24-hr 10-Year_TWN Rainfall=5.10"

	Area (sf)	CN	Description
	423	98	Unconnected pavement, HSG A
	498	98	Paved parking, HSG A
*	66,483	98	Synthetic Turf
	4,062	61	>75% Grass cover, Good, HSG B
	22,251	74	>75% Grass cover, Good, HSG C
	93,717	91	Weighted Average
	26,313		28.08% Pervious Area
	67,404		71.92% Impervious Area
	423		0.63% Unconnected

Tc (min)	Length (feet)	Slope (ft/ft)	Velocity (ft/sec)	Capacity (cfs)	Description
19.9	100	0.0055	0.08		**Sheet Flow, Sheet, Turf** n= 0.200 P2= 3.45"
3.9	153	0.0087	0.65		**Shallow Concentrated Flow, Shal Conc. Baseball Field** Short Grass Pasture Kv= 7.0 fps
1.4	400	0.0045	4.83	15.18	**Pipe Channel, 24" CPP** 24.0" Round Area= 3.1 sf Perim= 6.3' r= 0.50' n= 0.013 Corrugated PE, smooth interior
1.0	200	0.0015	3.24	15.89	**Pipe Channel, 30" CPP** 30.0" Round Area= 4.9 sf Perim= 7.9' r= 0.63' n= 0.013 Corrugated PE, smooth interior
26.2	853	Total			

Summary for Link 1-L: Out

Inflow Area = 4.559 ac, 85.92% Impervious, Inflow Depth > 4.48" for 10-Year_TWN event
Inflow = 13.41 cfs @ 12.33 hrs, Volume= 1.701 af
Primary = 13.41 cfs @ 12.33 hrs, Volume= 1.701 af, Atten= 0%, Lag= 0.0 min

Primary outflow = Inflow, Time Span= 0.00-24.00 hrs, dt= 0.01 hrs

Summary for Subcatchment 1S: DP-1A

Runoff = 38.00 cfs @ 12.15 hrs, Volume= 3.218 af, Depth> 5.13"

Runoff by SCS TR-20 method, UH=SCS, Weighted-CN, Time Span= 0.00-24.00 hrs, dt= 0.01 hrs
Type III 24-hr 50-Year_TWN Rainfall=7.60"

	Area (sf)	CN	Description
	20,333	60	Woods, Fair, HSG B
*	119,147	98	Synthetic Turf
	240	98	Paved parking, HSG A
	5,562	87	Dirt roads, HSG C
	80,901	61	>75% Grass cover, Good, HSG B
	38,289	73	Woods, Fair, HSG C
	62,736	74	>75% Grass cover, Good, HSG C
	929	80	>75% Grass cover, Good, HSG D
	328,137	79	Weighted Average
	208,750		63.62% Pervious Area
	119,387		36.38% Impervious Area

Tc (min)	Length (feet)	Slope (ft/ft)	Velocity (ft/sec)	Capacity (cfs)	Description
2.4	39	0.6800	0.27		**Sheet Flow, Sheet Flow - Woods Light Underbrush** Woods: Light underbrush n= 0.400 P2= 3.45"
7.3	390	0.0035	0.89		**Shallow Concentrated Flow, Shallow Concentrated Flow - Turf** Grassed Waterway Kv= 15.0 fps
1.4	636	0.0100	7.34	648.39	**Channel Flow, Channel Flow - Woods** Area= 88.3 sf Perim= 77.9' r= 1.13' n= 0.022 Earth, clean & straight
11.1	1,065	Total			

Summary for Subcatchment 2S: DP-2A

Runoff = 15.42 cfs @ 12.38 hrs, Volume= 1.843 af, Depth> 4.66"

Runoff by SCS TR-20 method, UH=SCS, Weighted-CN, Time Span= 0.00-24.00 hrs, dt= 0.01 hrs
Type III 24-hr 50-Year_TWN Rainfall=7.60"

	Area (sf)	CN	Description
	6	98	Unconnected pavement, HSG A
	476	98	Paved parking, HSG A
*	75	98	Synthetic Turf
	18,222	61	>75% Grass cover, Good, HSG B
	159,450	74	>75% Grass cover, Good, HSG C
	340	82	Dirt roads, HSG B
	28,311	87	Dirt roads, HSG C
	206,880	75	Weighted Average
	206,323		99.73% Pervious Area
	557		0.27% Impervious Area
	6		1.08% Unconnected

Tc (min)	Length (feet)	Slope (ft/ft)	Velocity (ft/sec)	Capacity (cfs)	Description
27.0	300	0.0130	0.19		**Sheet Flow, Sheet, Baseball Field** Grass: Short n= 0.150 P2= 3.45"
0.0	16	0.3125	8.39		**Shallow Concentrated Flow, Shallow Conc, Riverbank** Grassed Waterway Kv= 15.0 fps
27.0	316	Total			

Summary for Subcatchment 3S: DP-3A

Runoff = 25.52 cfs @ 12.42 hrs, Volume= 3.343 af, Depth> 6.03"

Runoff by SCS TR-20 method, UH=SCS, Weighted-CN, Time Span= 0.00-24.00 hrs, dt= 0.01 hrs
Type III 24-hr 50-Year_TWN Rainfall=7.60"

	Area (sf)	CN	Description
	14,577	98	Unconnected pavement, HSG A
	110,658	98	Paved parking, HSG A
*	39,653	98	Synthetic Turf
	17	60	Woods, Fair, HSG B
	605	73	Woods, Fair, HSG C
	25,209	61	>75% Grass cover, Good, HSG B
	94,227	74	>75% Grass cover, Good, HSG C
	4,836	87	Dirt roads, HSG C
	289,782	87	Weighted Average
	124,894		43.10% Pervious Area
	164,888		56.90% Impervious Area
	14,577		8.84% Unconnected

Tc (min)	Length (feet)	Slope (ft/ft)	Velocity (ft/sec)	Capacity (cfs)	Description
20.7	122	0.0074	0.10		**Sheet Flow, Sheet, Turf** n= 0.200 P2= 3.45"
6.7	233	0.0068	0.58		**Shallow Concentrated Flow, Shal Conc. Baseball Field** Short Grass Pasture Kv= 7.0 fps
0.4	94	0.0380	3.96		**Shallow Concentrated Flow, Shal. Conc. Baseball Field** Paved Kv= 20.3 fps
0.2	59	0.0120	4.97	3.90	**Pipe Channel, 12" CPP** 12.0" Round Area= 0.8 sf Perim= 3.1' r= 0.25' n= 0.013 Corrugated PE, smooth interior
1.8	531	0.0045	4.83	15.18	**Pipe Channel, 24" CPP** 24.0" Round Area= 3.1 sf Perim= 6.3' r= 0.50' n= 0.013 Corrugated PE, smooth interior
1.0	200	0.0015	3.24	15.89	**Pipe Channel, 30" CPP** 30.0" Round Area= 4.9 sf Perim= 7.9' r= 0.63' n= 0.013 Corrugated PE, smooth interior
30.8	1,239	Total			

Summary for Subcatchment 5S: DP-1B

Runoff = 1.47 cfs @ 12.35 hrs, Volume= 0.201 af, Depth> 7.33"

Runoff by SCS TR-20 method, UH=SCS, Weighted-CN, Time Span= 0.00-24.00 hrs, dt= 0.01 hrs
Type III 24-hr 50-Year_TWN Rainfall=7.60"

	Area (sf)	CN	Description
*	14,317	98	Synthetic Turf
	17	74	>75% Grass cover, Good, HSG C
	14,334	98	Weighted Average
	17		0.12% Pervious Area
	14,317		99.88% Impervious Area

Tc (min)	Length (feet)	Slope (ft/ft)	Velocity (ft/sec)	Capacity (cfs)	Description
20.7	100	0.0050	0.08		**Sheet Flow, Sheet Flow - Turf** n= 0.200 P2= 3.45"
6.5	124	0.0040	0.32		**Shallow Concentrated Flow, Shallow Concentrated Flow - Wood** Woodland Kv= 5.0 fps
0.1	55	0.0450	15.58	1,375.45	**Channel Flow, Channel Flow - Woods** Area= 88.3 sf Perim= 77.9' r= 1.13' n= 0.022 Earth, clean & straight
27.3	279	Total			

Summary for Subcatchment 6S: DP-2B

Runoff = 9.72 cfs @ 12.33 hrs, Volume= 1.271 af, Depth> 7.34"

Runoff by SCS TR-20 method, UH=SCS, Weighted-CN, Time Span= 0.00-24.00 hrs, dt= 0.01 hrs
Type III 24-hr 50-Year_TWN Rainfall=7.60"

	Area (sf)	CN	Description
*	88,910	98	Synthetic Turf
	1,643	74	>75% Grass cover, Good, HSG C
	90,553	98	Weighted Average
	1,643		1.81% Pervious Area
	88,910		98.19% Impervious Area

Tc (min)	Length (feet)	Slope (ft/ft)	Velocity (ft/sec)	Capacity (cfs)	Description
24.3	128	0.0055	0.09		**Sheet Flow, Sheet, Turf** n= 0.200 P2= 3.45"
0.3	85	0.1270	5.35		**Shallow Concentrated Flow, Shallow Conc, Riverbank** Grassed Waterway Kv= 15.0 fps
24.6	213	Total			

Summary for Subcatchment 7S: DP-3B

Runoff = 9.30 cfs @ 12.34 hrs, Volume= 1.166 af, Depth> 6.50"

Runoff by SCS TR-20 method, UH=SCS, Weighted-CN, Time Span= 0.00-24.00 hrs, dt= 0.01 hrs
Type III 24-hr 50-Year_TWN Rainfall=7.60"

	Area (sf)	CN	Description
	423	98	Unconnected pavement, HSG A
	498	98	Paved parking, HSG A
*	66,483	98	Synthetic Turf
	4,062	61	>75% Grass cover, Good, HSG B
	22,251	74	>75% Grass cover, Good, HSG C
	93,717	91	Weighted Average
	26,313		28.08% Pervious Area
	67,404		71.92% Impervious Area
	423		0.63% Unconnected

Tc (min)	Length (feet)	Slope (ft/ft)	Velocity (ft/sec)	Capacity (cfs)	Description
19.9	100	0.0055	0.08		**Sheet Flow, Sheet, Turf** n= 0.200 P2= 3.45"
3.9	153	0.0087	0.65		**Shallow Concentrated Flow, Shal Conc. Baseball Field** Short Grass Pasture Kv= 7.0 fps
1.4	400	0.0045	4.83	15.18	**Pipe Channel, 24" CPP** 24.0" Round Area= 3.1 sf Perim= 6.3' r= 0.50' n= 0.013 Corrugated PE, smooth interior
1.0	200	0.0015	3.24	15.89	**Pipe Channel, 30" CPP** 30.0" Round Area= 4.9 sf Perim= 7.9' r= 0.63' n= 0.013 Corrugated PE, smooth interior
26.2	853	Total			

Summary for Link 1-L: Out

Inflow Area = 4.559 ac, 85.92% Impervious, Inflow Depth > 6.94" for 50-Year_TWN event
Inflow = 20.46 cfs @ 12.33 hrs, Volume= 2.638 af
Primary = 20.46 cfs @ 12.33 hrs, Volume= 2.638 af, Atten= 0%, Lag= 0.0 min

Primary outflow = Inflow, Time Span= 0.00-24.00 hrs, dt= 0.01 hrs

Summary for Subcatchment 1S: DP-1A

Runoff = 47.98 cfs @ 12.15 hrs, Volume= 4.097 af, Depth> 6.53"

Runoff by SCS TR-20 method, UH=SCS, Weighted-CN, Time Span= 0.00-24.00 hrs, dt= 0.01 hrs
Type III 24-hr 100-Year_TWN Rainfall=9.10"

	Area (sf)	CN	Description
	20,333	60	Woods, Fair, HSG B
*	119,147	98	Synthetic Turf
	240	98	Paved parking, HSG A
	5,562	87	Dirt roads, HSG C
	80,901	61	>75% Grass cover, Good, HSG B
	38,289	73	Woods, Fair, HSG C
	62,736	74	>75% Grass cover, Good, HSG C
	929	80	>75% Grass cover, Good, HSG D
	328,137	79	Weighted Average
	208,750		63.62% Pervious Area
	119,387		36.38% Impervious Area

Tc (min)	Length (feet)	Slope (ft/ft)	Velocity (ft/sec)	Capacity (cfs)	Description
2.4	39	0.6800	0.27		**Sheet Flow, Sheet Flow - Woods Light Underbrush** Woods: Light underbrush n= 0.400 P2= 3.45"
7.3	390	0.0035	0.89		**Shallow Concentrated Flow, Shallow Concentrated Flow - Turf** Grassed Waterway Kv= 15.0 fps
1.4	636	0.0100	7.34	648.39	**Channel Flow, Channel Flow - Woods** Area= 88.3 sf Perim= 77.9' r= 1.13' n= 0.022 Earth, clean & straight
11.1	1,065	Total			

Summary for Subcatchment 2S: DP-2A

Runoff = 19.82 cfs @ 12.36 hrs, Volume= 2.380 af, Depth> 6.01"

Runoff by SCS TR-20 method, UH=SCS, Weighted-CN, Time Span= 0.00-24.00 hrs, dt= 0.01 hrs
Type III 24-hr 100-Year_TWN Rainfall=9.10"

	Area (sf)	CN	Description
	6	98	Unconnected pavement, HSG A
	476	98	Paved parking, HSG A
*	75	98	Synthetic Turf
	18,222	61	>75% Grass cover, Good, HSG B
	159,450	74	>75% Grass cover, Good, HSG C
	340	82	Dirt roads, HSG B
	28,311	87	Dirt roads, HSG C
	206,880	75	Weighted Average
	206,323		99.73% Pervious Area
	557		0.27% Impervious Area
	6		1.08% Unconnected

Tc (min)	Length (feet)	Slope (ft/ft)	Velocity (ft/sec)	Capacity (cfs)	Description
27.0	300	0.0130	0.19		**Sheet Flow, Sheet, Baseball Field** Grass: Short n= 0.150 P2= 3.45"
0.0	16	0.3125	8.39		**Shallow Concentrated Flow, Shallow Conc, Riverbank** Grassed Waterway Kv= 15.0 fps
27.0	316	Total			

Summary for Subcatchment 3S: DP-3A

Runoff = 31.33 cfs @ 12.42 hrs, Volume= 4.150 af, Depth> 7.49"

Runoff by SCS TR-20 method, UH=SCS, Weighted-CN, Time Span= 0.00-24.00 hrs, dt= 0.01 hrs
Type III 24-hr 100-Year_TWN Rainfall=9.10"

	Area (sf)	CN	Description
	14,577	98	Unconnected pavement, HSG A
	110,658	98	Paved parking, HSG A
*	39,653	98	Synthetic Turf
	17	60	Woods, Fair, HSG B
	605	73	Woods, Fair, HSG C
	25,209	61	>75% Grass cover, Good, HSG B
	94,227	74	>75% Grass cover, Good, HSG C
	4,836	87	Dirt roads, HSG C
	289,782	87	Weighted Average
	124,894		43.10% Pervious Area
	164,888		56.90% Impervious Area
	14,577		8.84% Unconnected

Tc (min)	Length (feet)	Slope (ft/ft)	Velocity (ft/sec)	Capacity (cfs)	Description
20.7	122	0.0074	0.10		**Sheet Flow, Sheet, Turf** n= 0.200 P2= 3.45"
6.7	233	0.0068	0.58		**Shallow Concentrated Flow, Shal Conc. Baseball Field** Short Grass Pasture Kv= 7.0 fps
0.4	94	0.0380	3.96		**Shallow Concentrated Flow, Shal. Conc. Baseball Field** Paved Kv= 20.3 fps
0.2	59	0.0120	4.97	3.90	**Pipe Channel, 12" CPP** 12.0" Round Area= 0.8 sf Perim= 3.1' r= 0.25' n= 0.013 Corrugated PE, smooth interior
1.8	531	0.0045	4.83	15.18	**Pipe Channel, 24" CPP** 24.0" Round Area= 3.1 sf Perim= 6.3' r= 0.50' n= 0.013 Corrugated PE, smooth interior
1.0	200	0.0015	3.24	15.89	**Pipe Channel, 30" CPP** 30.0" Round Area= 4.9 sf Perim= 7.9' r= 0.63' n= 0.013 Corrugated PE, smooth interior
30.8	1,239	Total			

Summary for Subcatchment 5S: DP-1B

Runoff = 1.76 cfs @ 12.35 hrs, Volume= 0.242 af, Depth> 8.83"

Runoff by SCS TR-20 method, UH=SCS, Weighted-CN, Time Span= 0.00-24.00 hrs, dt= 0.01 hrs
Type III 24-hr 100-Year_TWN Rainfall=9.10"

	Area (sf)	CN	Description
*	14,317	98	Synthetic Turf
	17	74	>75% Grass cover, Good, HSG C
	14,334	98	Weighted Average
	17		0.12% Pervious Area
	14,317		99.88% Impervious Area

Tc (min)	Length (feet)	Slope (ft/ft)	Velocity (ft/sec)	Capacity (cfs)	Description
20.7	100	0.0050	0.08		**Sheet Flow, Sheet Flow - Turf** n= 0.200 P2= 3.45"
6.5	124	0.0040	0.32		**Shallow Concentrated Flow, Shallow Concentrated Flow - Wood** Woodland Kv= 5.0 fps
0.1	55	0.0450	15.58	1,375.45	**Channel Flow, Channel Flow - Woods** Area= 88.3 sf Perim= 77.9' r= 1.13' n= 0.022 Earth, clean & straight
27.3	279	Total			

Summary for Subcatchment 6S: DP-2B

Runoff = 11.65 cfs @ 12.33 hrs, Volume= 1.530 af, Depth> 8.83"

Runoff by SCS TR-20 method, UH=SCS, Weighted-CN, Time Span= 0.00-24.00 hrs, dt= 0.01 hrs
Type III 24-hr 100-Year_TWN Rainfall=9.10"

	Area (sf)	CN	Description
*	88,910	98	Synthetic Turf
	1,643	74	>75% Grass cover, Good, HSG C
	90,553	98	Weighted Average
	1,643		1.81% Pervious Area
	88,910		98.19% Impervious Area

Tc (min)	Length (feet)	Slope (ft/ft)	Velocity (ft/sec)	Capacity (cfs)	Description
24.3	128	0.0055	0.09		**Sheet Flow, Sheet, Turf** n= 0.200 P2= 3.45"
0.3	85	0.1270	5.35		**Shallow Concentrated Flow, Shallow Conc, Riverbank** Grassed Waterway Kv= 15.0 fps
24.6	213	Total			

Summary for Subcatchment 7S: DP-3B

Runoff = 11.29 cfs @ 12.34 hrs, Volume= 1.431 af, Depth> 7.98"

Runoff by SCS TR-20 method, UH=SCS, Weighted-CN, Time Span= 0.00-24.00 hrs, dt= 0.01 hrs
Type III 24-hr 100-Year_TWN Rainfall=9.10"

	Area (sf)	CN	Description
	423	98	Unconnected pavement, HSG A
	498	98	Paved parking, HSG A
*	66,483	98	Synthetic Turf
	4,062	61	>75% Grass cover, Good, HSG B
	22,251	74	>75% Grass cover, Good, HSG C
	93,717	91	Weighted Average
	26,313		28.08% Pervious Area
	67,404		71.92% Impervious Area
	423		0.63% Unconnected

Tc (min)	Length (feet)	Slope (ft/ft)	Velocity (ft/sec)	Capacity (cfs)	Description
19.9	100	0.0055	0.08		**Sheet Flow, Sheet, Turf** n= 0.200 P2= 3.45"
3.9	153	0.0087	0.65		**Shallow Concentrated Flow, Shal Conc. Baseball Field** Short Grass Pasture Kv= 7.0 fps
1.4	400	0.0045	4.83	15.18	**Pipe Channel, 24" CPP** 24.0" Round Area= 3.1 sf Perim= 6.3' r= 0.50' n= 0.013 Corrugated PE, smooth interior
1.0	200	0.0015	3.24	15.89	**Pipe Channel, 30" CPP** 30.0" Round Area= 4.9 sf Perim= 7.9' r= 0.63' n= 0.013 Corrugated PE, smooth interior
26.2	853	Total			

Summary for Link 1-L: Out

Inflow Area = 4.559 ac, 85.92% Impervious, Inflow Depth > 8.43" for 100-Year_TWN event
Inflow = 24.67 cfs @ 12.33 hrs, Volume= 3.202 af
Primary = 24.67 cfs @ 12.33 hrs, Volume= 3.202 af, Atten= 0%, Lag= 0.0 min

Primary outflow = Inflow, Time Span= 0.00-24.00 hrs, dt= 0.01 hrs

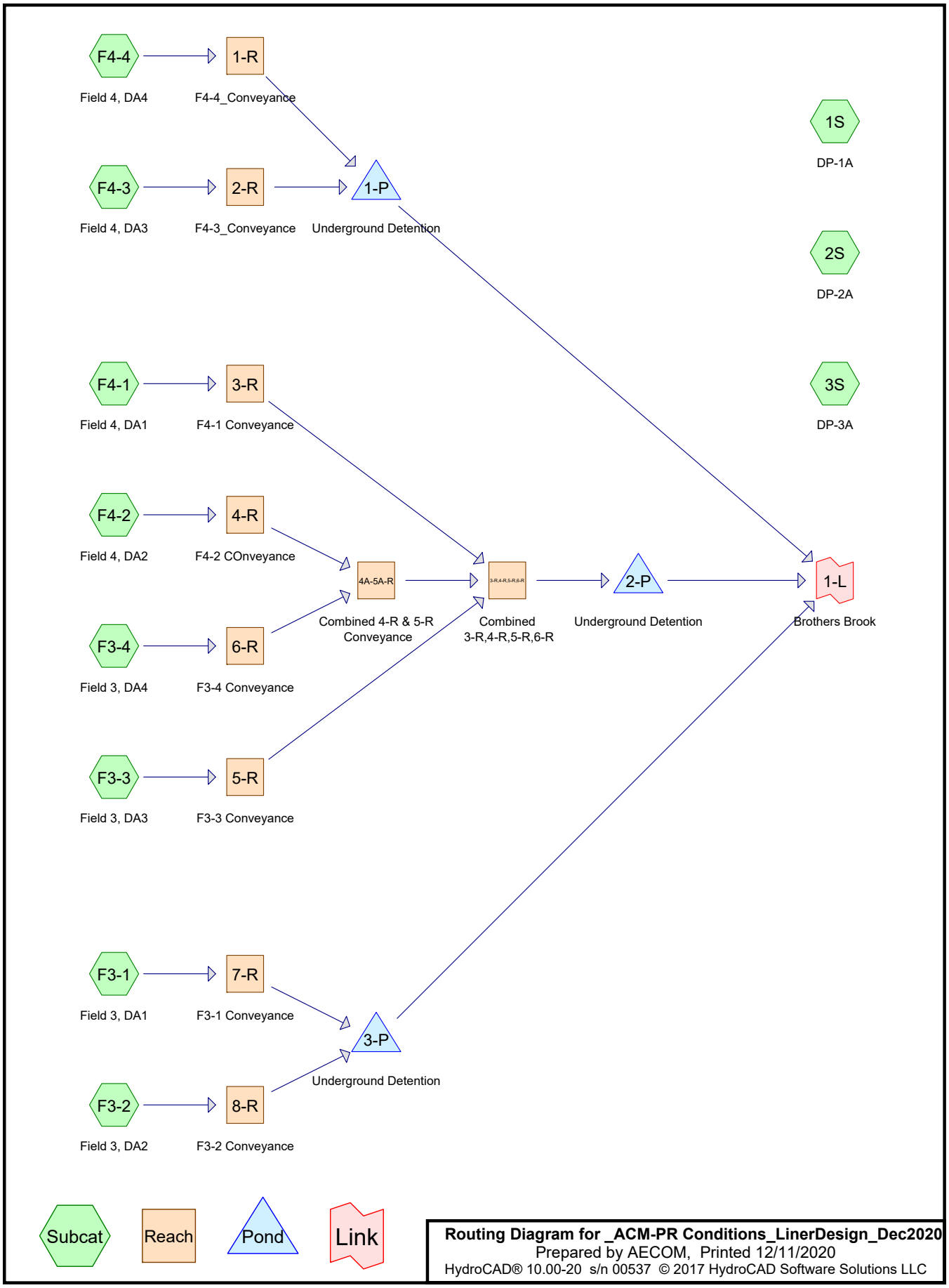

Routing Diagram for _ACM-PR Conditions_LinerDesign_Dec2020
Prepared by AECOM, Printed 12/11/2020
HydroCAD® 10.00-20 s/n 00537 © 2017 HydroCAD Software Solutions LLC

Project Notes

Rainfall events imported from "NRCS-Rain.txt" for 800 CT Fairfield

Area Listing (all nodes)

Area (acres)	CN	Description (subcatchment-numbers)
2.854	61	>75% Grass cover, Good, HSG B (1S, 2S, 3S)
7.264	74	>75% Grass cover, Good, HSG C (1S, 2S, 3S)
0.021	80	>75% Grass cover, Good, HSG D (1S)
0.008	82	Dirt roads, HSG B (2S)
0.889	87	Dirt roads, HSG C (1S, 2S, 3S)
2.557	98	Paved parking, HSG A (1S, 2S, 3S)
3.647	98	Synthetic Turf (1S, 2S, 3S)
4.555	98	Turf (F3-1, F3-2, F3-3, F3-4, F4-1, F4-2, F4-3, F4-4)
0.335	98	Unconnected pavement, HSG A (2S, 3S)
0.467	60	Woods, Fair, HSG B (1S, 3S)
0.893	73	Woods, Fair, HSG C (1S, 3S)
23.489	**84**	**TOTAL AREA**

Soil Listing (all nodes)

Area (acres)	Soil Group	Subcatchment Numbers
2.892	HSG A	1S, 2S, 3S
3.329	HSG B	1S, 2S, 3S
9.045	HSG C	1S, 2S, 3S
0.021	HSG D	1S
8.202	Other	1S, 2S, 3S, F3-1, F3-2, F3-3, F3-4, F4-1, F4-2, F4-3, F4-4
23.489		**TOTAL AREA**

Ground Covers (all nodes)

HSG-A (acres)	HSG-B (acres)	HSG-C (acres)	HSG-D (acres)	Other (acres)	Total (acres)	Ground Cover	Subcatchment Numbers
0.000	2.854	7.264	0.021	0.000	10.139	>75% Grass cover, Good	1S, 2S, 3S
0.000	0.008	0.889	0.000	0.000	0.896	Dirt roads	1S, 2S, 3S
2.557	0.000	0.000	0.000	0.000	2.557	Paved parking	1S, 2S, 3S
0.000	0.000	0.000	0.000	3.647	3.647	Synthetic Turf	1S, 2S, 3S
0.000	0.000	0.000	0.000	4.555	4.555	Turf	F3-1, F3-2, F3-3, F3-4, F4-1, F4-2, F4-3, F4-4
0.335	0.000	0.000	0.000	0.000	0.335	Unconnected pavement	2S, 3S
0.000	0.467	0.893	0.000	0.000	1.360	Woods, Fair	1S, 3S
2.892	**3.329**	**9.045**	**0.021**	**8.202**	**23.489**	**TOTAL AREA**	

Pipe Listing (all nodes)

Line#	Node Number	In-Invert (feet)	Out-Invert (feet)	Length (feet)	Slope (ft/ft)	n	Diam/Width (inches)	Height (inches)	Inside-Fill (inches)
1	3S	0.00	0.00	59.0	0.0120	0.013	12.0	0.0	0.0
2	3S	0.00	0.00	531.0	0.0045	0.013	24.0	0.0	0.0
3	3S	0.00	0.00	200.0	0.0015	0.013	30.0	0.0	0.0
4	F3-1	0.00	0.00	243.0	0.0050	0.010	18.0	0.0	0.0
5	F3-2	0.00	0.00	498.0	0.0050	0.010	18.0	0.0	0.0
6	F3-3	0.00	0.00	159.0	0.0050	0.010	18.0	0.0	0.0
7	F3-4	0.00	0.00	415.0	0.0050	0.010	18.0	0.0	0.0
8	F4-1	0.00	0.00	162.0	0.0050	0.010	18.0	0.0	0.0
9	F4-2	0.00	0.00	417.0	0.0050	0.010	18.0	0.0	0.0
10	F4-3	0.00	0.00	257.0	0.0050	0.010	18.0	0.0	0.0
11	F4-4	0.00	0.00	465.0	0.0050	0.010	18.0	0.0	0.0
12	1-R	50.89	49.13	351.7	0.0050	0.009	12.0	0.0	0.0
13	2-R	50.89	50.16	145.0	0.0050	0.009	12.0	0.0	0.0
14	3-R	50.89	49.95	187.8	0.0050	0.009	12.0	0.0	0.0
15	3-R,4-R,5-R,6-R	48.69	48.67	3.5	0.0057	0.009	18.0	0.0	0.0
16	4-R	50.89	49.95	187.9	0.0050	0.009	12.0	0.0	0.0
17	4A-5A-R	49.96	48.69	254.6	0.0050	0.009	15.0	0.0	0.0
18	5-R	50.77	50.05	145.0	0.0050	0.009	12.0	0.0	0.0
19	6-R	50.77	50.04	145.3	0.0050	0.009	12.0	0.0	0.0
20	7-R	50.77	49.83	189.0	0.0050	0.009	12.0	0.0	0.0
21	8-R	50.77	48.55	443.4	0.0050	0.009	15.0	0.0	0.0
22	1-P	46.90	46.86	8.4	0.0048	0.009	15.0	0.0	0.0
23	2-P	45.81	45.77	7.4	0.0054	0.009	18.0	0.0	0.0
24	3-P	45.91	45.63	56.6	0.0049	0.009	18.0	0.0	0.0

Time span=0.01-24.00 hrs, dt=0.01 hrs, 2400 points
Runoff by SCS TR-20 method, UH=SCS, Weighted-CN
Reach routing by Stor-Ind+Trans method - Pond routing by Stor-Ind method

Subcatchment 1S: DP-1A Runoff Area=328,137 sf 36.38% Impervious Runoff Depth>4.03"
Flow Length=1,065' Tc=11.1 min CN=79 Runoff=30.05 cfs 2.530 af

Subcatchment 2S: DP-2A Runoff Area=206,880 sf 0.27% Impervious Runoff Depth>3.61"
Flow Length=316' Tc=27.0 min CN=75 Runoff=11.97 cfs 1.427 af

Subcatchment 3S: DP-3A Runoff Area=289,782 sf 56.90% Impervious Runoff Depth>4.88"
Flow Length=1,239' Tc=30.8 min CN=87 Runoff=20.84 cfs 2.703 af

Subcatchment F3-1: Field 3, DA1 Runoff Area=25,870 sf 100.00% Impervious Runoff Depth>6.14"
Flow Length=371' Slope=0.0050 '/' Tc=25.9 min CN=98 Runoff=2.28 cfs 0.304 af

Subcatchment F3-2: Field 3, DA2 Runoff Area=40,726 sf 100.00% Impervious Runoff Depth>6.14"
Flow Length=631' Slope=0.0050 '/' Tc=27.5 min CN=98 Runoff=3.50 cfs 0.478 af

Subcatchment F3-3: Field 3, DA3 Runoff Area=21,667 sf 100.00% Impervious Runoff Depth>6.14"
Flow Length=286' Slope=0.0050 '/' Tc=25.5 min CN=98 Runoff=1.93 cfs 0.254 af

Subcatchment F3-4: Field 3, DA4 Runoff Area=30,153 sf 100.00% Impervious Runoff Depth>6.14"
Flow Length=542' Slope=0.0050 '/' Tc=26.3 min CN=98 Runoff=2.64 cfs 0.354 af

Subcatchment F4-1: Field 4, DA1 Runoff Area=18,762 sf 100.00% Impervious Runoff Depth>6.14"
Flow Length=265' Slope=0.0050 '/' Tc=21.7 min CN=98 Runoff=1.79 cfs 0.220 af

Subcatchment F4-2: Field 4, DA2 Runoff Area=22,174 sf 100.00% Impervious Runoff Depth>6.14"
Flow Length=520' Slope=0.0050 '/' Tc=22.5 min CN=98 Runoff=2.08 cfs 0.261 af

Subcatchment F4-3: Field 4, DA3 Runoff Area=20,180 sf 100.00% Impervious Runoff Depth>6.14"
Flow Length=360' Slope=0.0050 '/' Tc=22.0 min CN=98 Runoff=1.91 cfs 0.237 af

Subcatchment F4-4: Field 4, DA4 Runoff Area=18,870 sf 100.00% Impervious Runoff Depth>6.14"
Flow Length=568' Slope=0.0050 '/' Tc=22.6 min CN=98 Runoff=1.76 cfs 0.222 af

Reach 1-R: F4-4_Conveyance Avg. Flow Depth=0.49' Max Vel=4.60 fps Inflow=1.76 cfs 0.222 af
12.0" Round Pipe n=0.009 L=351.7' S=0.0050 '/' Capacity=3.64 cfs Outflow=1.76 cfs 0.222 af

Reach 2-R: F4-3_Conveyance Avg. Flow Depth=0.51' Max Vel=4.70 fps Inflow=1.91 cfs 0.237 af
12.0" Round Pipe n=0.009 L=145.0' S=0.0050 '/' Capacity=3.65 cfs Outflow=1.91 cfs 0.237 af

Reach 3-R: F4-1 Conveyance Avg. Flow Depth=0.49' Max Vel=4.61 fps Inflow=1.79 cfs 0.220 af
12.0" Round Pipe n=0.009 L=187.8' S=0.0050 '/' Capacity=3.64 cfs Outflow=1.78 cfs 0.220 af

Reach 3-R,4-R,5-R,6-R: Combined Avg. Flow Depth=0.95' Max Vel=7.08 fps Inflow=8.35 cfs 1.089 af
18.0" Round Pipe n=0.009 L=3.5' S=0.0057 '/' Capacity=11.47 cfs Outflow=8.35 cfs 1.089 af

Reach 4-R: F4-2 COnveyance Avg. Flow Depth=0.54' Max Vel=4.79 fps Inflow=2.08 cfs 0.261 af
12.0" Round Pipe n=0.009 L=187.9' S=0.0050 '/' Capacity=3.64 cfs Outflow=2.07 cfs 0.260 af

Reach 4A-5A-R: Combined 4-R & 5-R Avg. Flow Depth=0.78' Max Vel=5.83 fps Inflow=4.69 cfs 0.614 af
15.0" Round Pipe n=0.009 L=254.6' S=0.0050 '/' Capacity=6.59 cfs Outflow=4.69 cfs 0.614 af

Reach 5-R: F3-3 Conveyance Avg. Flow Depth=0.52' Max Vel=4.69 fps Inflow=1.93 cfs 0.254 af
12.0" Round Pipe n=0.009 L=145.0' S=0.0050 '/' Capacity=3.63 cfs Outflow=1.92 cfs 0.254 af

Reach 6-R: F3-4 Conveyance Avg. Flow Depth=0.63' Max Vel=5.06 fps Inflow=2.64 cfs 0.354 af
12.0" Round Pipe n=0.009 L=145.3' S=0.0050 '/' Capacity=3.65 cfs Outflow=2.64 cfs 0.354 af

Reach 7-R: F3-1 Conveyance Avg. Flow Depth=0.58' Max Vel=4.88 fps Inflow=2.28 cfs 0.304 af
12.0" Round Pipe n=0.009 L=189.0' S=0.0050 '/' Capacity=3.63 cfs Outflow=2.28 cfs 0.304 af

Reach 8-R: F3-2 Conveyance Avg. Flow Depth=0.65' Max Vel=5.46 fps Inflow=3.50 cfs 0.478 af
15.0" Round Pipe n=0.009 L=443.4' S=0.0050 '/' Capacity=6.60 cfs Outflow=3.49 cfs 0.478 af

Pond 1-P: Underground Detention Peak Elev=49.05' Storage=1,129 cf Inflow=3.66 cfs 0.459 af
Outflow=3.66 cfs 0.458 af

Pond 2-P: Underground Detention Peak Elev=48.35' Storage=3,381 cf Inflow=8.35 cfs 1.089 af
Outflow=7.75 cfs 1.089 af

Pond 3-P: Underground Detention Peak Elev=48.13' Storage=2,344 cf Inflow=5.75 cfs 0.781 af
Outflow=5.44 cfs 0.781 af

Link 1-L: Brothers Brook Inflow=16.36 cfs 2.329 af
Primary=16.36 cfs 2.329 af

Total Runoff Area = 23.489 ac Runoff Volume = 8.990 af Average Runoff Depth = 4.59"
52.77% Pervious = 12.396 ac 47.23% Impervious = 11.094 ac

Summary for Subcatchment 1S: DP-1A

Runoff = 30.05 cfs @ 12.15 hrs, Volume= 2.530 af, Depth> 4.03"

Runoff by SCS TR-20 method, UH=SCS, Weighted-CN, Time Span= 0.01-24.00 hrs, dt= 0.01 hrs
Type III 24-hr 25-Year_TWN Rainfall=6.40"

	Area (sf)	CN	Description
	20,333	60	Woods, Fair, HSG B
*	119,147	98	Synthetic Turf
	240	98	Paved parking, HSG A
	5,562	87	Dirt roads, HSG C
	80,901	61	>75% Grass cover, Good, HSG B
	38,289	73	Woods, Fair, HSG C
	62,736	74	>75% Grass cover, Good, HSG C
	929	80	>75% Grass cover, Good, HSG D
	328,137	79	Weighted Average
	208,750		63.62% Pervious Area
	119,387		36.38% Impervious Area

Tc (min)	Length (feet)	Slope (ft/ft)	Velocity (ft/sec)	Capacity (cfs)	Description
2.4	39	0.6800	0.27		**Sheet Flow, Sheet Flow - Woods Light Underbrush** Woods: Light underbrush n= 0.400 P2= 3.45"
7.3	390	0.0035	0.89		**Shallow Concentrated Flow, Shallow Concentrated Flow - Turf** Grassed Waterway Kv= 15.0 fps
1.4	636	0.0100	7.34	648.39	**Channel Flow, Channel Flow - Woods** Area= 88.3 sf Perim= 77.9' r= 1.13' n= 0.022 Earth, clean & straight
11.1	1,065	Total			

Subcatchment 1S: DP-1A

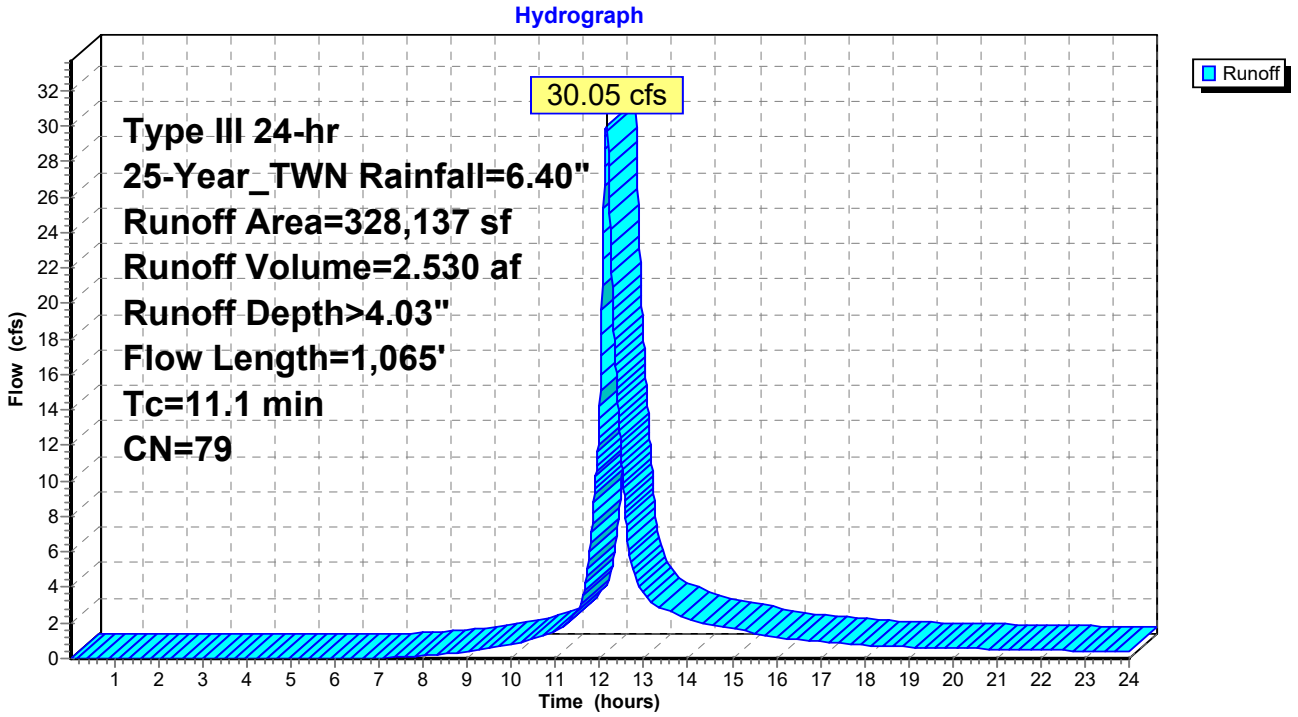

Summary for Subcatchment 2S: DP-2A

Runoff = 11.97 cfs @ 12.39 hrs, Volume= 1.427 af, Depth> 3.61"

Runoff by SCS TR-20 method, UH=SCS, Weighted-CN, Time Span= 0.01-24.00 hrs, dt= 0.01 hrs
Type III 24-hr 25-Year_TWN Rainfall=6.40"

	Area (sf)	CN	Description
	6	98	Unconnected pavement, HSG A
	476	98	Paved parking, HSG A
*	75	98	Synthetic Turf
	18,222	61	>75% Grass cover, Good, HSG B
	159,450	74	>75% Grass cover, Good, HSG C
	340	82	Dirt roads, HSG B
	28,311	87	Dirt roads, HSG C
	206,880	75	Weighted Average
	206,323		99.73% Pervious Area
	557		0.27% Impervious Area
	6		1.08% Unconnected

Tc (min)	Length (feet)	Slope (ft/ft)	Velocity (ft/sec)	Capacity (cfs)	Description
27.0	300	0.0130	0.19		**Sheet Flow, Sheet, Baseball Field** Grass: Short n= 0.150 P2= 3.45"
0.0	16	0.3125	8.39		**Shallow Concentrated Flow, Shallow Conc, Riverbank** Grassed Waterway Kv= 15.0 fps
27.0	316	Total			

Subcatchment 2S: DP-2A

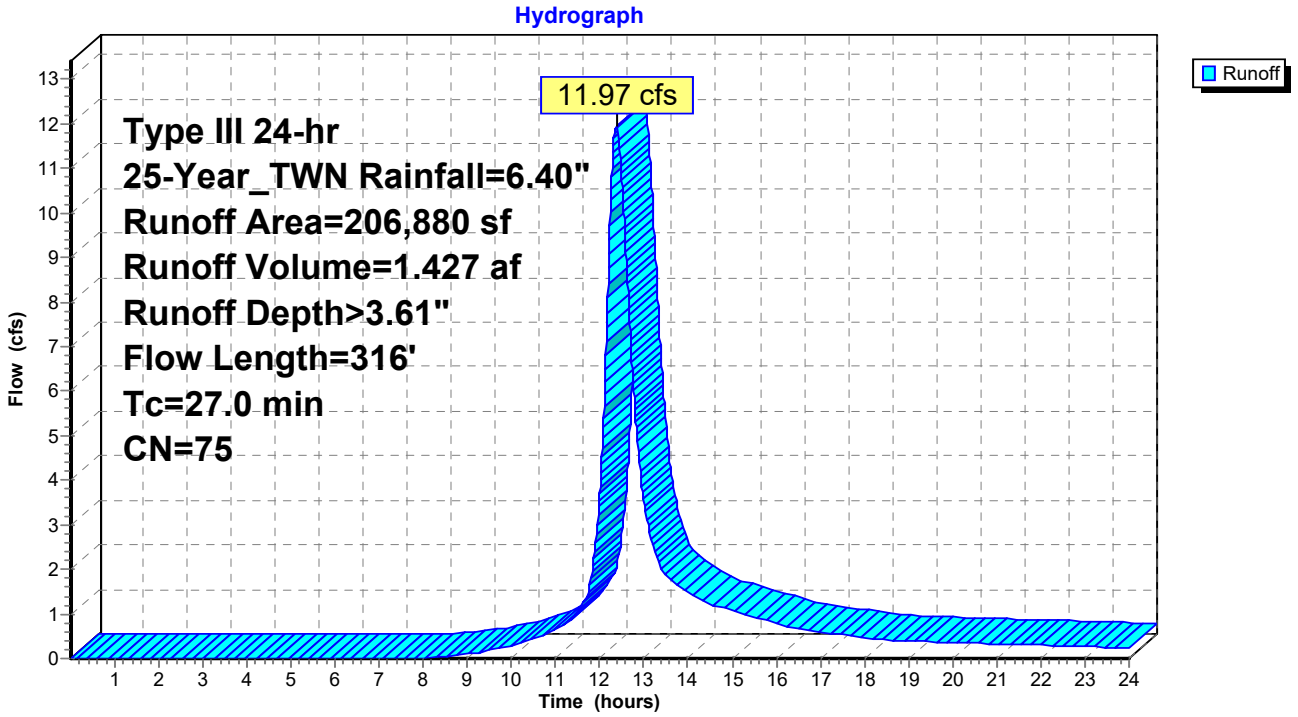

Summary for Subcatchment 3S: DP-3A

Runoff = 20.84 cfs @ 12.42 hrs, Volume= 2.703 af, Depth> 4.88"

Runoff by SCS TR-20 method, UH=SCS, Weighted-CN, Time Span= 0.01-24.00 hrs, dt= 0.01 hrs
Type III 24-hr 25-Year_TWN Rainfall=6.40"

	Area (sf)	CN	Description
	14,577	98	Unconnected pavement, HSG A
	110,658	98	Paved parking, HSG A
*	39,653	98	Synthetic Turf
	17	60	Woods, Fair, HSG B
	605	73	Woods, Fair, HSG C
	25,209	61	>75% Grass cover, Good, HSG B
	94,227	74	>75% Grass cover, Good, HSG C
	4,836	87	Dirt roads, HSG C
	289,782	87	Weighted Average
	124,894		43.10% Pervious Area
	164,888		56.90% Impervious Area
	14,577		8.84% Unconnected

Tc (min)	Length (feet)	Slope (ft/ft)	Velocity (ft/sec)	Capacity (cfs)	Description
20.7	122	0.0074	0.10		**Sheet Flow, Sheet, Turf** n= 0.200 P2= 3.45"
6.7	233	0.0068	0.58		**Shallow Concentrated Flow, Shal Conc. Baseball Field** Short Grass Pasture Kv= 7.0 fps
0.4	94	0.0380	3.96		**Shallow Concentrated Flow, Shal. Conc. Baseball Field** Paved Kv= 20.3 fps
0.2	59	0.0120	4.97	3.90	**Pipe Channel, 12" CPP** 12.0" Round Area= 0.8 sf Perim= 3.1' r= 0.25' n= 0.013 Corrugated PE, smooth interior
1.8	531	0.0045	4.83	15.18	**Pipe Channel, 24" CPP** 24.0" Round Area= 3.1 sf Perim= 6.3' r= 0.50' n= 0.013 Corrugated PE, smooth interior
1.0	200	0.0015	3.24	15.89	**Pipe Channel, 30" CPP** 30.0" Round Area= 4.9 sf Perim= 7.9' r= 0.63' n= 0.013 Corrugated PE, smooth interior
30.8	1,239	Total			

Subcatchment 3S: DP-3A

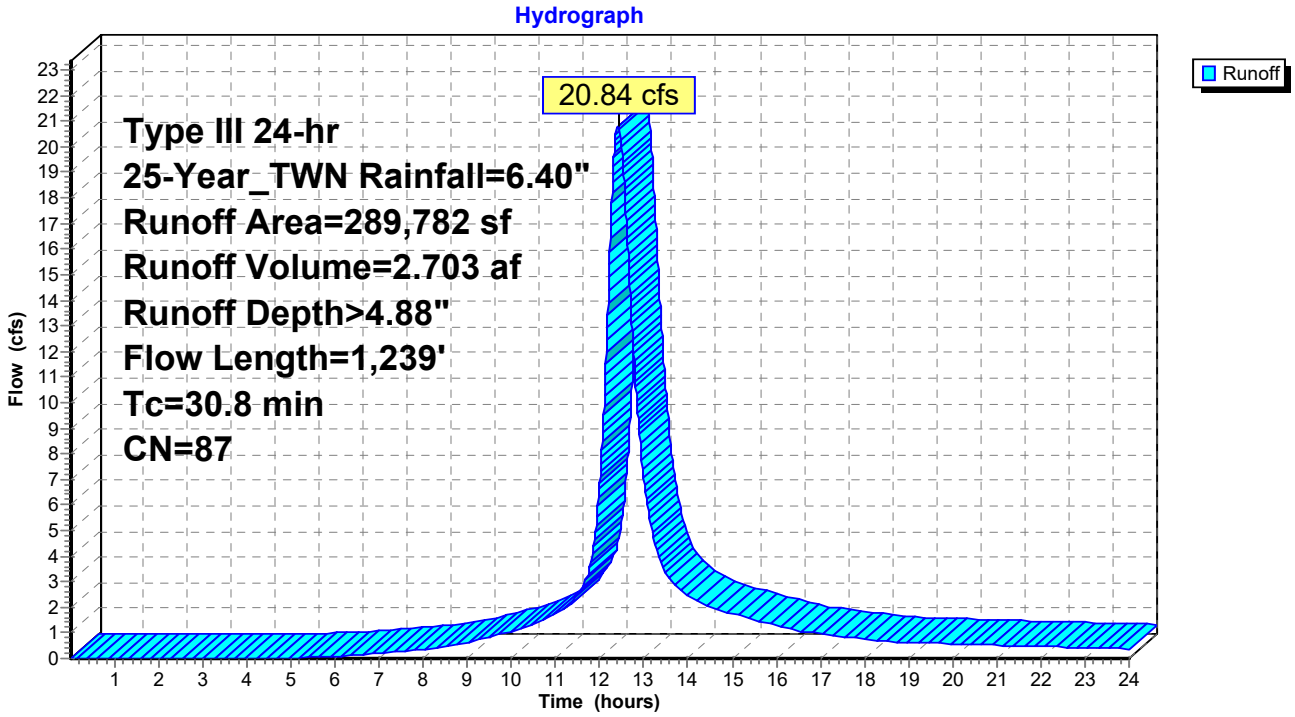

Summary for Subcatchment F3-1: Field 3, DA1

Runoff = 2.28 cfs @ 12.34 hrs, Volume= 0.304 af, Depth> 6.14"

Runoff by SCS TR-20 method, UH=SCS, Weighted-CN, Time Span= 0.01-24.00 hrs, dt= 0.01 hrs
Type III 24-hr 25-Year_TWN Rainfall=6.40"

	Area (sf)	CN	Description
*	25,870	98	Turf
	25,870		100.00% Impervious Area

Tc (min)	Length (feet)	Slope (ft/ft)	Velocity (ft/sec)	Capacity (cfs)	Description
25.2	128	0.0050	0.08		**Sheet Flow, Turf** n= 0.200 P2= 3.45"
0.7	243	0.0050	5.46	9.66	**Pipe Channel, ToOutfall** 18.0" Round Area= 1.8 sf Perim= 4.7' r= 0.38' n= 0.010 PVC, smooth interior
25.9	371	Total			

Subcatchment F3-1: Field 3, DA1

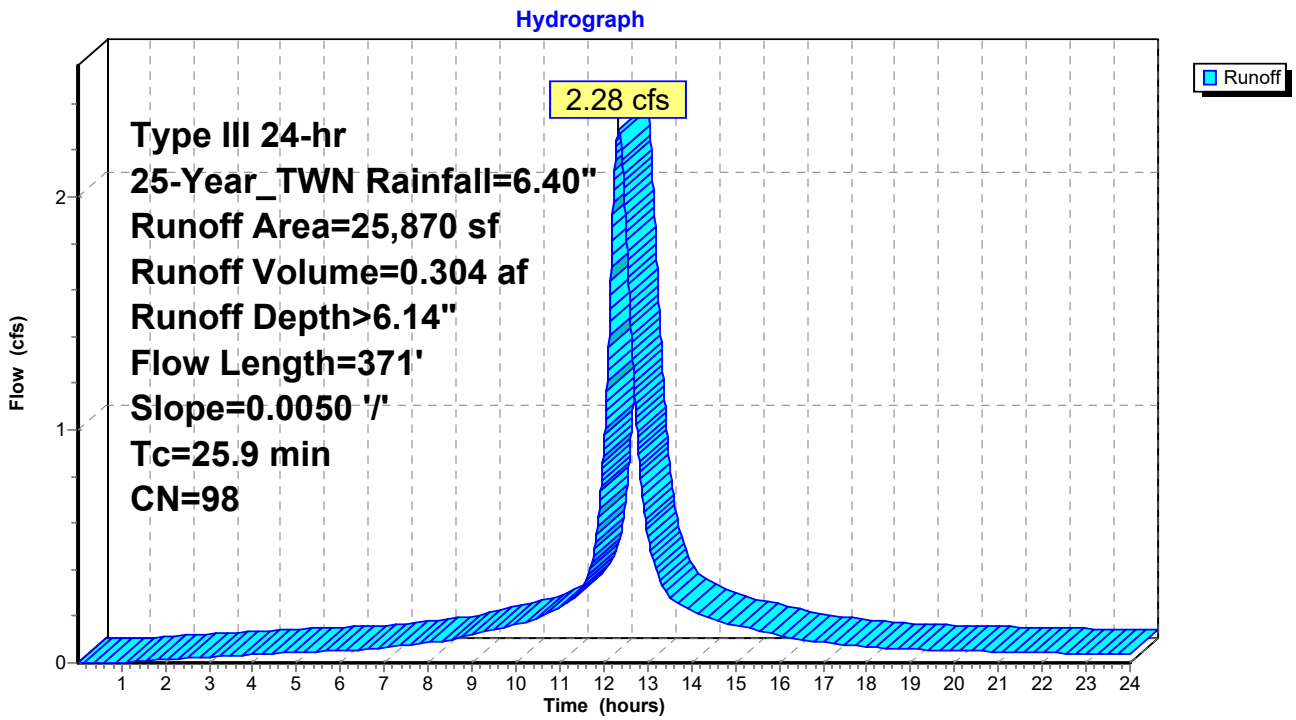

Summary for Subcatchment F3-2: Field 3, DA2

Runoff = 3.50 cfs @ 12.37 hrs, Volume= 0.478 af, Depth> 6.14"

Runoff by SCS TR-20 method, UH=SCS, Weighted-CN, Time Span= 0.01-24.00 hrs, dt= 0.01 hrs
Type III 24-hr 25-Year_TWN Rainfall=6.40"

	Area (sf)	CN	Description
*	40,726	98	Turf
	40,726		100.00% Impervious Area

Tc (min)	Length (feet)	Slope (ft/ft)	Velocity (ft/sec)	Capacity (cfs)	Description
26.0	133	0.0050	0.09		**Sheet Flow, Turf Field** n= 0.200 P2= 3.45"
1.5	498	0.0050	5.46	9.66	**Pipe Channel, To OF1** 18.0" Round Area= 1.8 sf Perim= 4.7' r= 0.38' n= 0.010 PVC, smooth interior
27.5	631	Total			

Subcatchment F3-2: Field 3, DA2

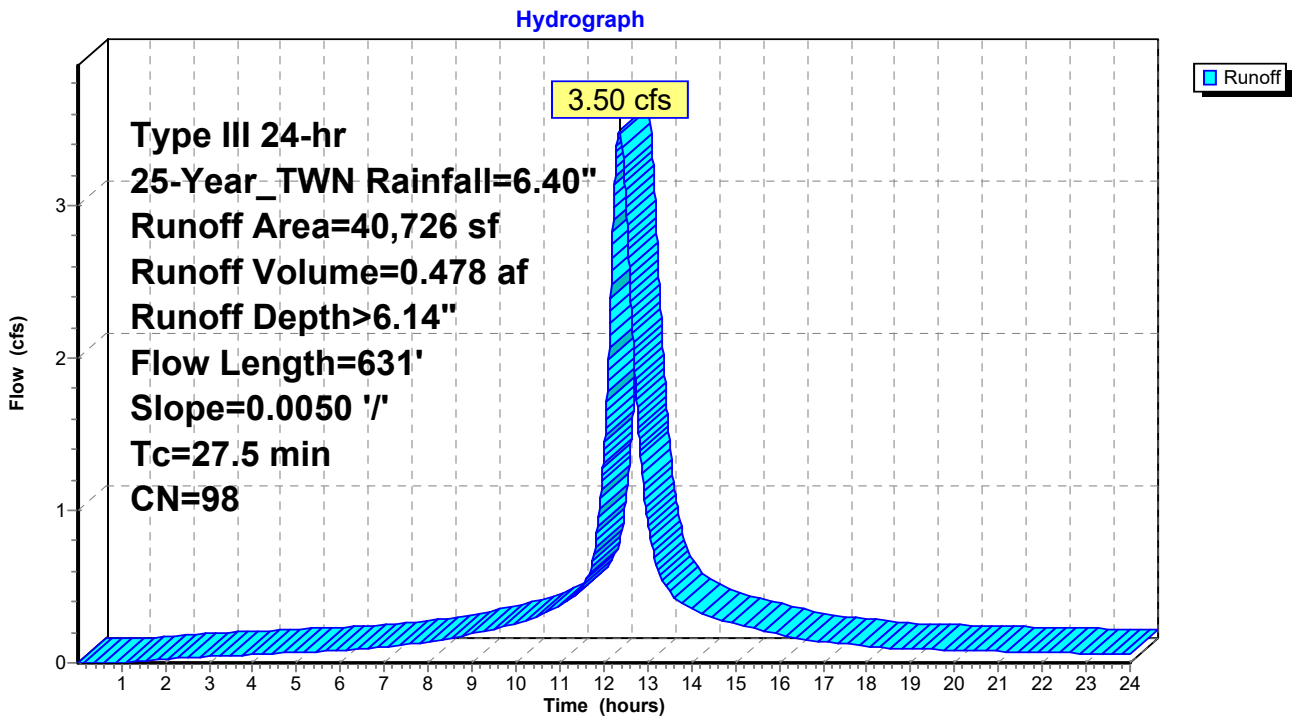

Summary for Subcatchment F3-3: Field 3, DA3

Runoff = 1.93 cfs @ 12.33 hrs, Volume= 0.254 af, Depth> 6.14"

Runoff by SCS TR-20 method, UH=SCS, Weighted-CN, Time Span= 0.01-24.00 hrs, dt= 0.01 hrs
Type III 24-hr 25-Year_TWN Rainfall=6.40"

	Area (sf)	CN	Description
*	21,667	98	Turf
	21,667		100.00% Impervious Area

Tc (min)	Length (feet)	Slope (ft/ft)	Velocity (ft/sec)	Capacity (cfs)	Description
25.0	127	0.0050	0.08		**Sheet Flow, Turf** n= 0.200 P2= 3.45"
0.5	159	0.0050	5.46	9.66	**Pipe Channel, ToOutfall** 18.0" Round Area= 1.8 sf Perim= 4.7' r= 0.38' n= 0.010 PVC, smooth interior
25.5	286	Total			

Subcatchment F3-3: Field 3, DA3

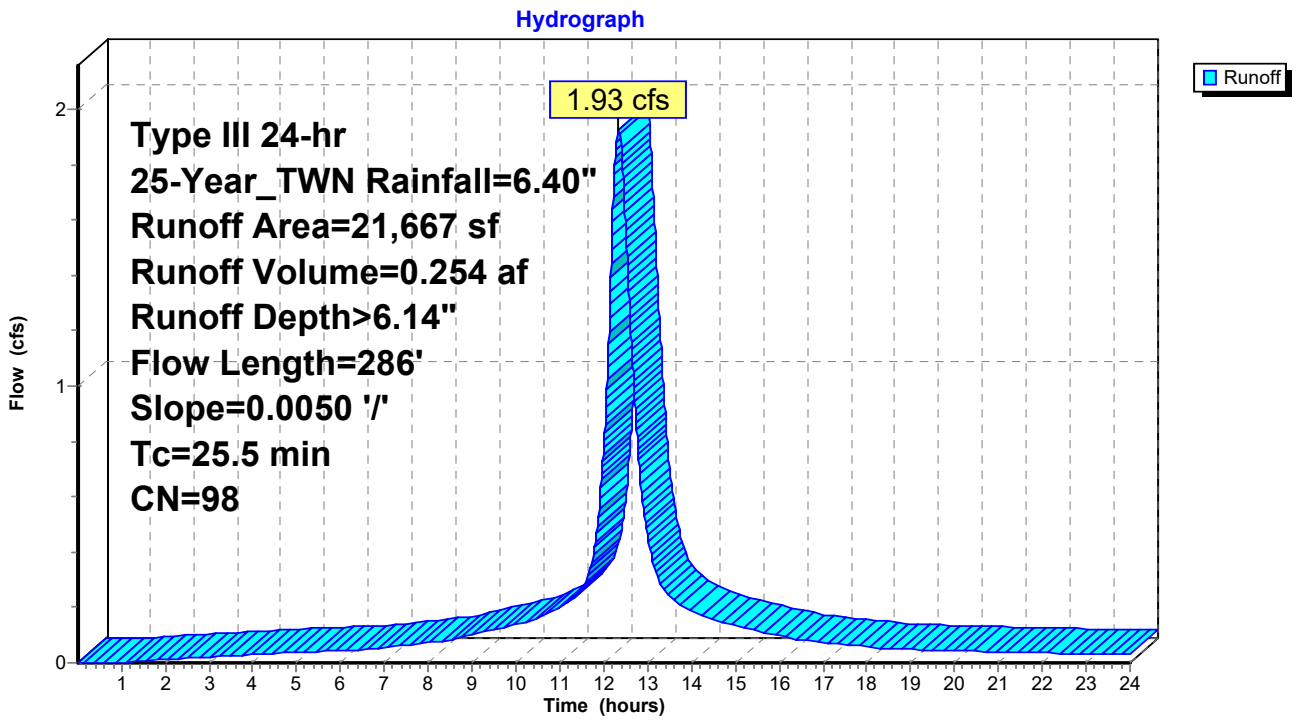

Summary for Subcatchment F3-4: Field 3, DA4

Runoff = 2.64 cfs @ 12.35 hrs, Volume= 0.354 af, Depth> 6.14"

Runoff by SCS TR-20 method, UH=SCS, Weighted-CN, Time Span= 0.01-24.00 hrs, dt= 0.01 hrs
Type III 24-hr 25-Year_TWN Rainfall=6.40"

	Area (sf)	CN	Description
*	30,153	98	Turf
	30,153		100.00% Impervious Area

Tc (min)	Length (feet)	Slope (ft/ft)	Velocity (ft/sec)	Capacity (cfs)	Description
25.0	127	0.0050	0.08		**Sheet Flow, Turf** n= 0.200 P2= 3.45"
1.3	415	0.0050	5.46	9.66	**Pipe Channel, ToOutfall** 18.0" Round Area= 1.8 sf Perim= 4.7' r= 0.38' n= 0.010 PVC, smooth interior
26.3	542	Total			

Subcatchment F3-4: Field 3, DA4

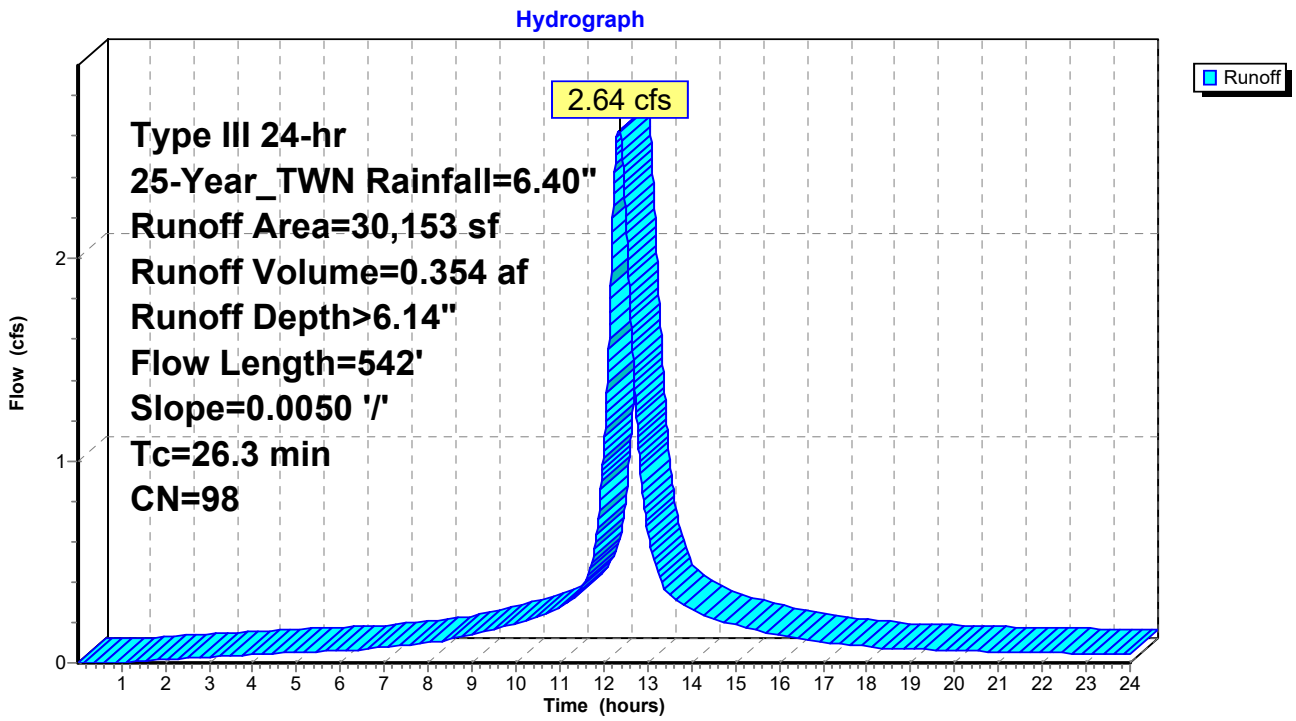

Summary for Subcatchment F4-1: Field 4, DA1

Runoff = 1.79 cfs @ 12.28 hrs, Volume= 0.220 af, Depth> 6.14"

Runoff by SCS TR-20 method, UH=SCS, Weighted-CN, Time Span= 0.01-24.00 hrs, dt= 0.01 hrs
Type III 24-hr 25-Year_TWN Rainfall=6.40"

	Area (sf)	CN	Description
*	18,762	98	Turf
	18,762		100.00% Impervious Area

Tc (min)	Length (feet)	Slope (ft/ft)	Velocity (ft/sec)	Capacity (cfs)	Description
21.2	103	0.0050	0.08		**Sheet Flow, Turf** n= 0.200 P2= 3.45"
0.5	162	0.0050	5.46	9.66	**Pipe Channel, ToOutfall** 18.0" Round Area= 1.8 sf Perim= 4.7' r= 0.38' n= 0.010
21.7	265	Total			

Subcatchment F4-1: Field 4, DA1

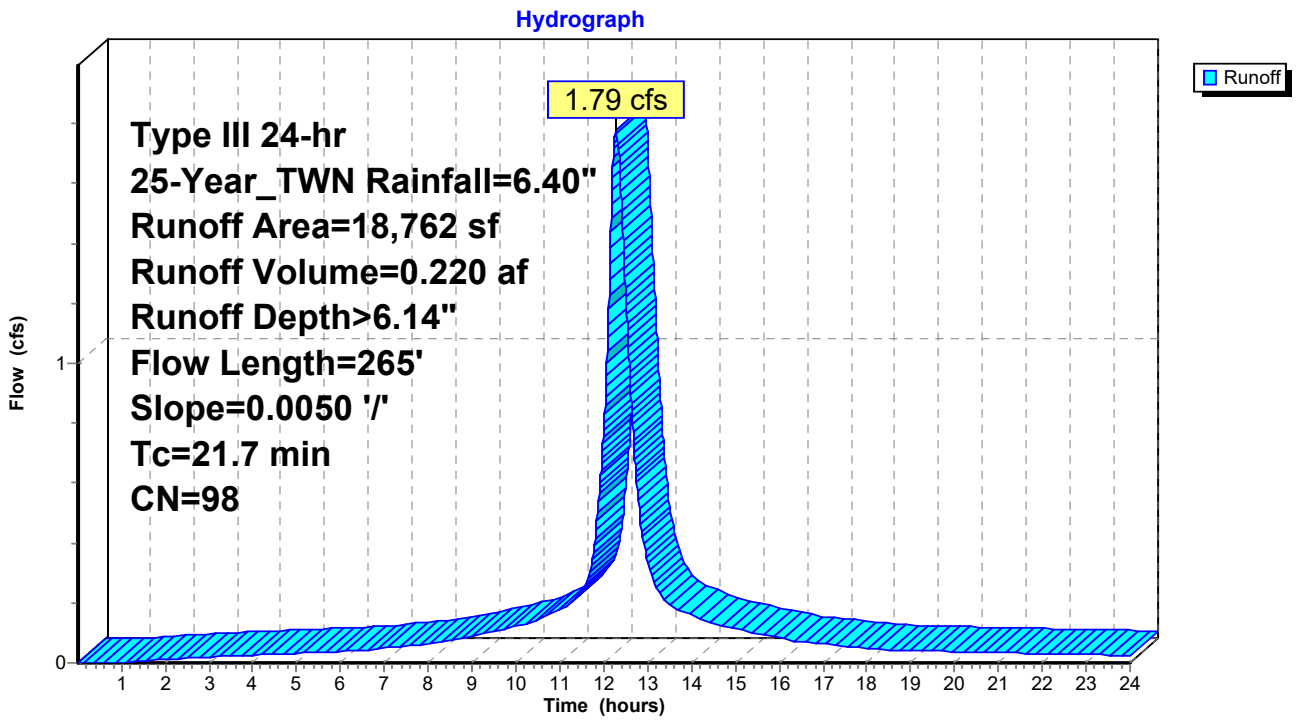

Summary for Subcatchment F4-2: Field 4, DA2

Runoff = 2.08 cfs @ 12.28 hrs, Volume= 0.261 af, Depth> 6.14"

Runoff by SCS TR-20 method, UH=SCS, Weighted-CN, Time Span= 0.01-24.00 hrs, dt= 0.01 hrs
Type III 24-hr 25-Year_TWN Rainfall=6.40"

	Area (sf)	CN	Description
*	22,174	98	Turf
	22,174		100.00% Impervious Area

Tc (min)	Length (feet)	Slope (ft/ft)	Velocity (ft/sec)	Capacity (cfs)	Description
21.2	103	0.0050	0.08		**Sheet Flow, Turf** n= 0.200 P2= 3.45"
1.3	417	0.0050	5.46	9.66	**Pipe Channel, ToOutfall** 18.0" Round Area= 1.8 sf Perim= 4.7' r= 0.38' n= 0.010 PVC, smooth interior
22.5	520	Total			

Subcatchment F4-2: Field 4, DA2

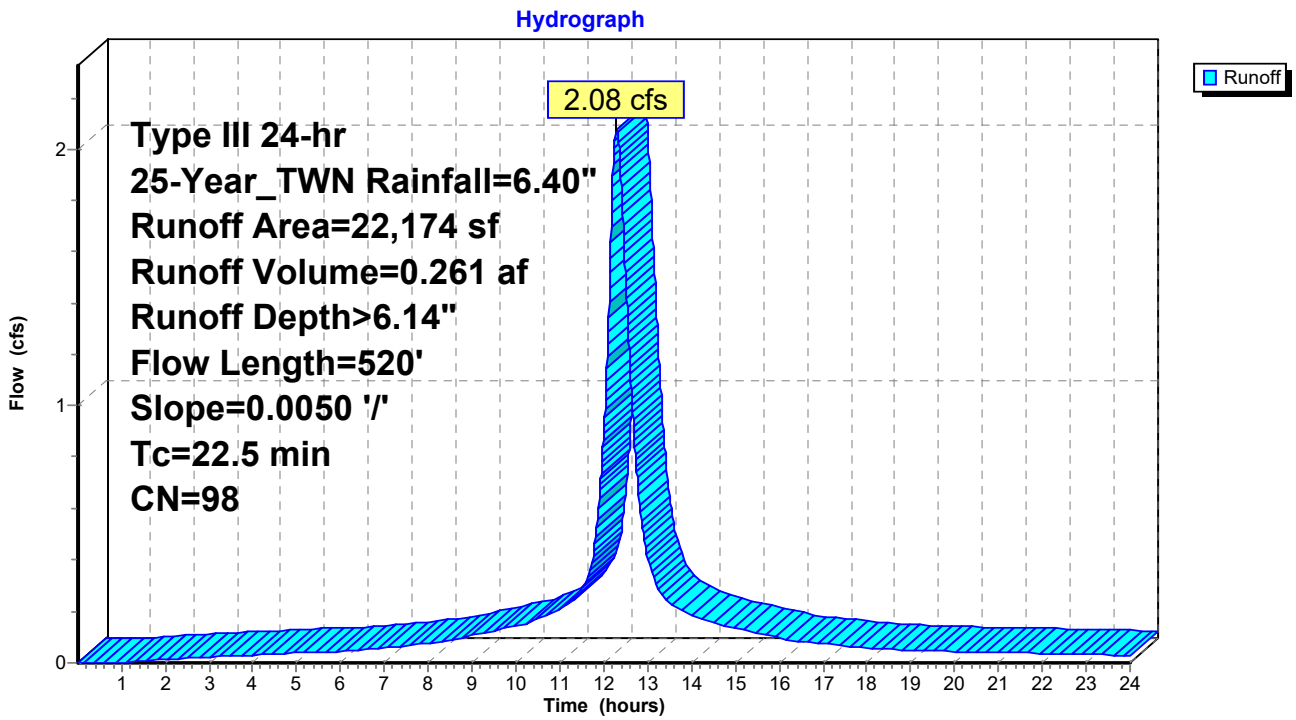

Summary for Subcatchment F4-3: Field 4, DA3

Runoff = 1.91 cfs @ 12.29 hrs, Volume= 0.237 af, Depth> 6.14"

Runoff by SCS TR-20 method, UH=SCS, Weighted-CN, Time Span= 0.01-24.00 hrs, dt= 0.01 hrs
Type III 24-hr 25-Year_TWN Rainfall=6.40"

	Area (sf)	CN	Description
*	20,180	98	Turf
	20,180		100.00% Impervious Area

Tc (min)	Length (feet)	Slope (ft/ft)	Velocity (ft/sec)	Capacity (cfs)	Description
21.2	103	0.0050	0.08		**Sheet Flow, Turf** n= 0.200 P2= 3.45"
0.8	257	0.0050	5.46	9.66	**Pipe Channel, ToOutfall** 18.0" Round Area= 1.8 sf Perim= 4.7' r= 0.38' n= 0.010
22.0	360	Total			

Subcatchment F4-3: Field 4, DA3

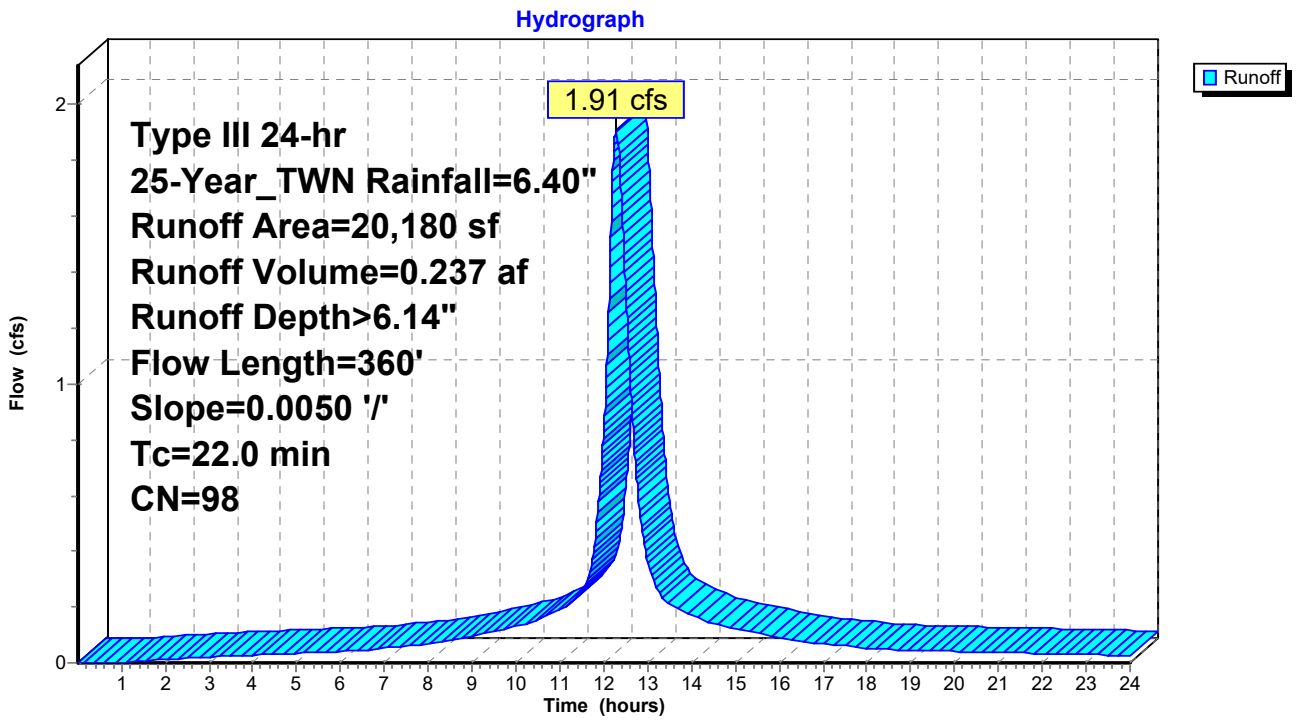

Summary for Subcatchment F4-4: Field 4, DA4

Runoff = 1.76 cfs @ 12.28 hrs, Volume= 0.222 af, Depth> 6.14"

Runoff by SCS TR-20 method, UH=SCS, Weighted-CN, Time Span= 0.01-24.00 hrs, dt= 0.01 hrs
Type III 24-hr 25-Year_TWN Rainfall=6.40"

	Area (sf)	CN	Description
*	18,870	98	Turf
	18,870		100.00% Impervious Area

Tc (min)	Length (feet)	Slope (ft/ft)	Velocity (ft/sec)	Capacity (cfs)	Description
21.2	103	0.0050	0.08		**Sheet Flow, Turf** n= 0.200 P2= 3.45"
1.4	465	0.0050	5.46	9.66	**Pipe Channel, ToOutfall** 18.0" Round Area= 1.8 sf Perim= 4.7' r= 0.38' n= 0.010
22.6	568	Total			

Subcatchment F4-4: Field 4, DA4

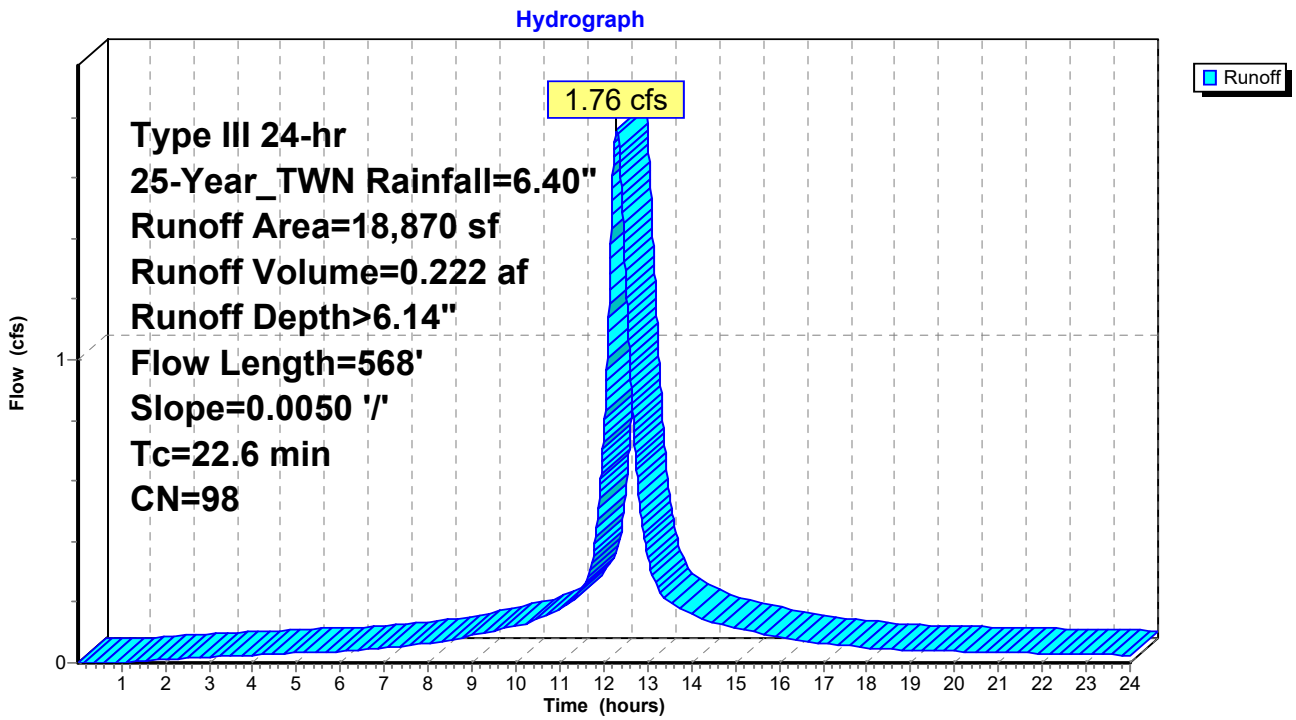

Summary for Reach 1-R: F4-4_Conveyance

[52] Hint: Inlet/Outlet conditions not evaluated

Inflow Area = 0.433 ac,100.00% Impervious, Inflow Depth > 6.14" for 25-Year_TWN event
Inflow = 1.76 cfs @ 12.28 hrs, Volume= 0.222 af
Outflow = 1.76 cfs @ 12.33 hrs, Volume= 0.222 af, Atten= 0%, Lag= 2.7 min

Routing by Stor-Ind+Trans method, Time Span= 0.01-24.00 hrs, dt= 0.01 hrs
Max. Velocity= 4.60 fps, Min. Travel Time= 1.3 min
Avg. Velocity = 1.79 fps, Avg. Travel Time= 3.3 min

Peak Storage= 135 cf @ 12.31 hrs
Average Depth at Peak Storage= 0.49'
Bank-Full Depth= 1.00' Flow Area= 0.8 sf, Capacity= 3.64 cfs

12.0" Round Pipe
n= 0.009
Length= 351.7' Slope= 0.0050 '/'
Inlet Invert= 50.89', Outlet Invert= 49.13'

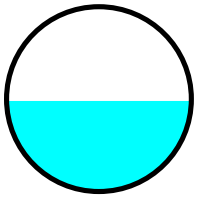

Reach 1-R: F4-4_Conveyance

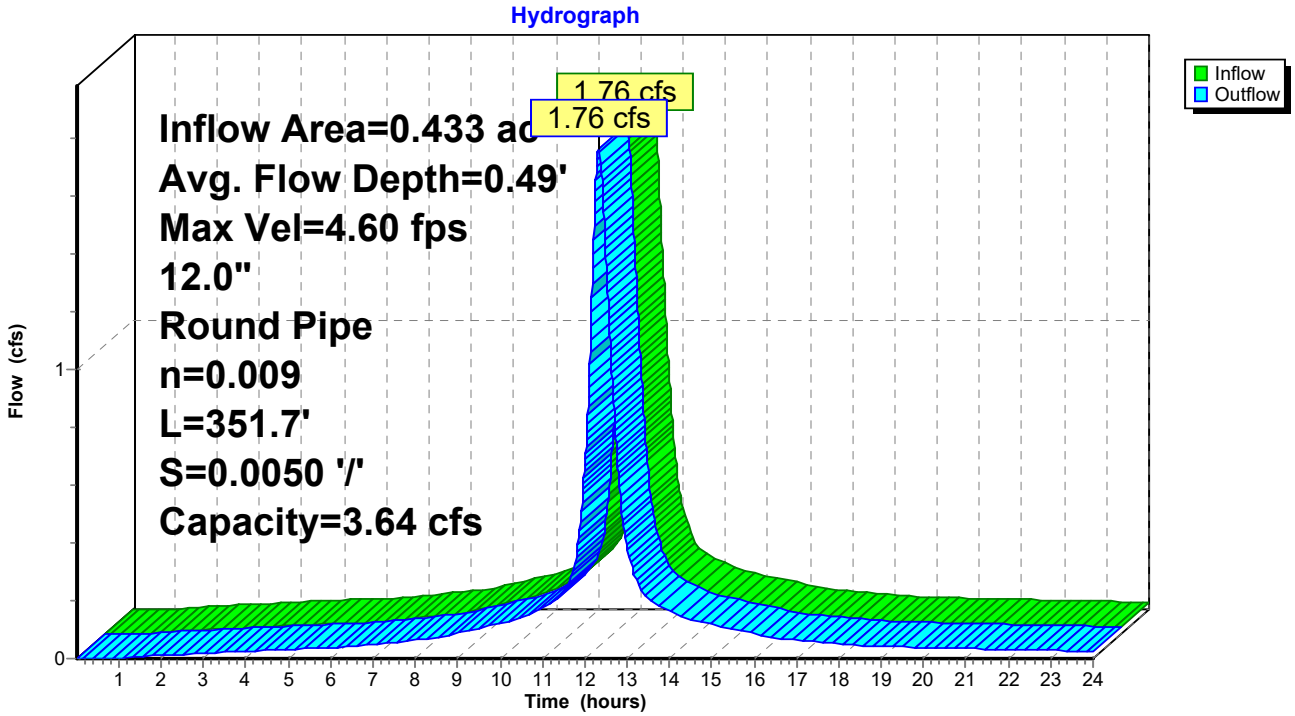

Summary for Reach 2-R: F4-3_Conveyance

[52] Hint: Inlet/Outlet conditions not evaluated

Inflow Area = 0.463 ac,100.00% Impervious, Inflow Depth > 6.14" for 25-Year_TWN event
Inflow = 1.91 cfs @ 12.29 hrs, Volume= 0.237 af
Outflow = 1.91 cfs @ 12.30 hrs, Volume= 0.237 af, Atten= 0%, Lag= 0.8 min

Routing by Stor-Ind+Trans method, Time Span= 0.01-24.00 hrs, dt= 0.01 hrs
Max. Velocity= 4.70 fps, Min. Travel Time= 0.5 min
Avg. Velocity = 1.83 fps, Avg. Travel Time= 1.3 min

Peak Storage= 59 cf @ 12.30 hrs
Average Depth at Peak Storage= 0.51'
Bank-Full Depth= 1.00' Flow Area= 0.8 sf, Capacity= 3.65 cfs

12.0" Round Pipe
n= 0.009
Length= 145.0' Slope= 0.0050 '/'
Inlet Invert= 50.89', Outlet Invert= 50.16'



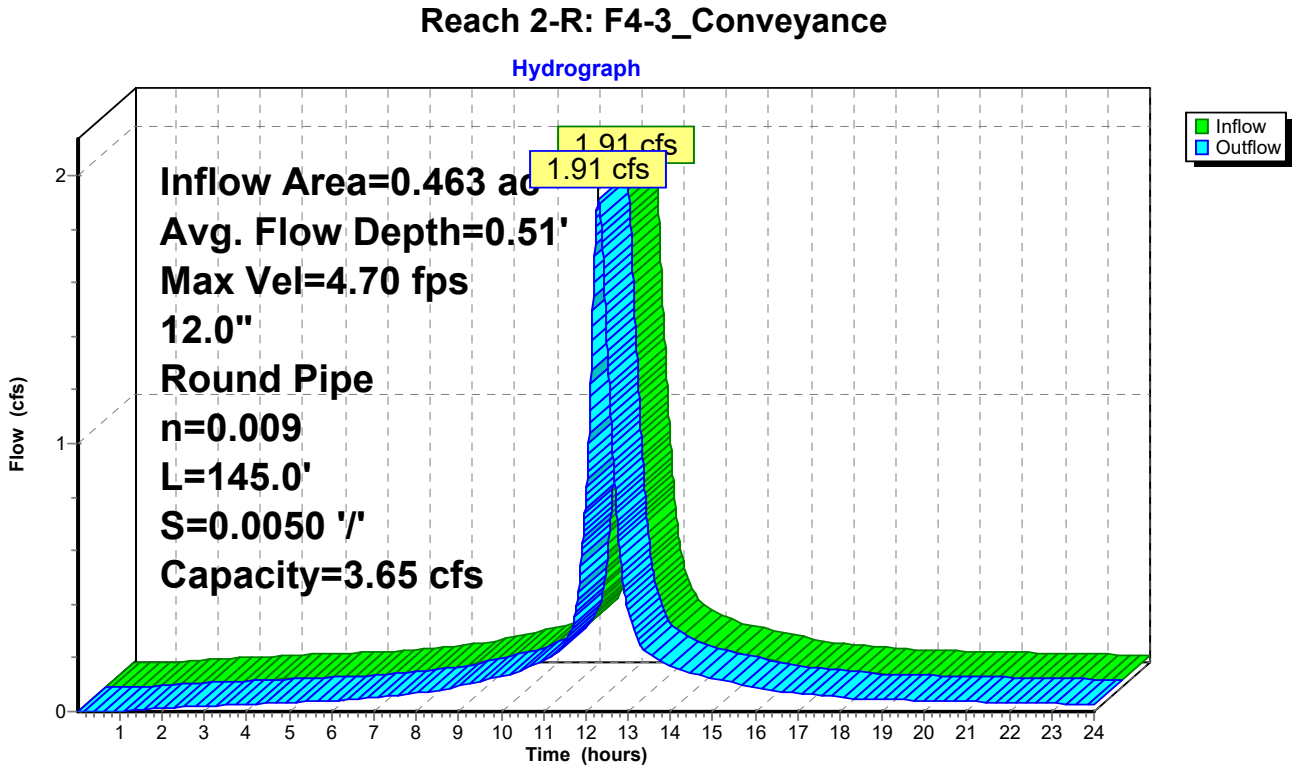

Summary for Reach 3-R: F4-1 Conveyance

[52] Hint: Inlet/Outlet conditions not evaluated

Inflow Area = 0.431 ac,100.00% Impervious, Inflow Depth > 6.14" for 25-Year_TWN event
Inflow = 1.79 cfs @ 12.28 hrs, Volume= 0.220 af
Outflow = 1.78 cfs @ 12.30 hrs, Volume= 0.220 af, Atten= 0%, Lag= 1.3 min

Routing by Stor-Ind+Trans method, Time Span= 0.01-24.00 hrs, dt= 0.01 hrs
Max. Velocity= 4.61 fps, Min. Travel Time= 0.7 min
Avg. Velocity = 1.79 fps, Avg. Travel Time= 1.8 min

Peak Storage= 73 cf @ 12.29 hrs
Average Depth at Peak Storage= 0.49'
Bank-Full Depth= 1.00' Flow Area= 0.8 sf, Capacity= 3.64 cfs

12.0" Round Pipe
n= 0.009
Length= 187.8' Slope= 0.0050 '/'
Inlet Invert= 50.89', Outlet Invert= 49.95'

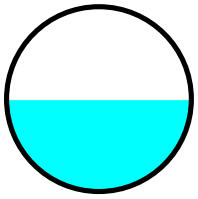

Reach 3-R: F4-1 Conveyance

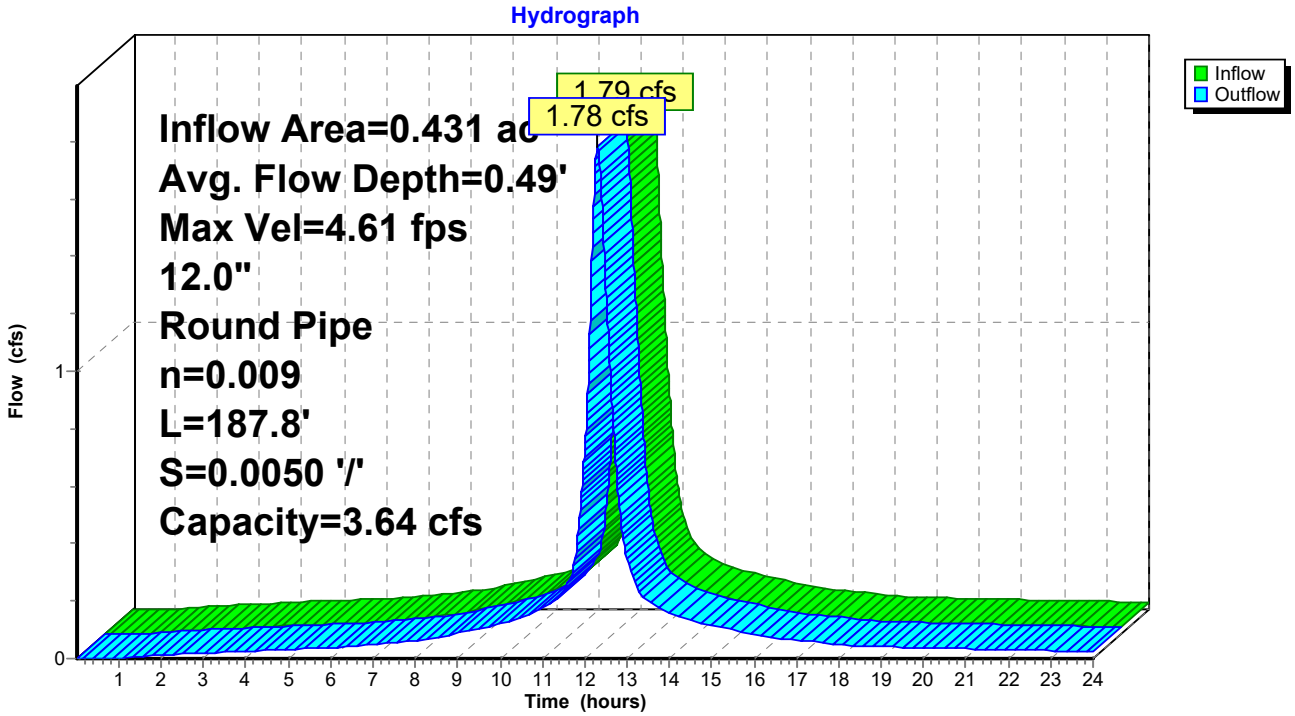

Summary for Reach 3-R,4-R,5-R,6-R: Combined 3-R,4-R,5-R,6-R

[52] Hint: Inlet/Outlet conditions not evaluated
[62] Hint: Exceeded Reach 4A-5A-R OUTLET depth by 0.17' @ 12.34 hrs

Inflow Area = 2.129 ac,100.00% Impervious, Inflow Depth > 6.14" for 25-Year_TWN event
Inflow = 8.35 cfs @ 12.34 hrs, Volume= 1.089 af
Outflow = 8.35 cfs @ 12.34 hrs, Volume= 1.089 af, Atten= 0%, Lag= 0.0 min

Routing by Stor-Ind+Trans method, Time Span= 0.01-24.00 hrs, dt= 0.01 hrs
Max. Velocity= 7.08 fps, Min. Travel Time= 0.0 min
Avg. Velocity = 2.85 fps, Avg. Travel Time= 0.0 min

Peak Storage= 4 cf @ 12.34 hrs
Average Depth at Peak Storage= 0.95'
Bank-Full Depth= 1.50' Flow Area= 1.8 sf, Capacity= 11.47 cfs

18.0" Round Pipe
n= 0.009
Length= 3.5' Slope= 0.0057 '/'
Inlet Invert= 48.69', Outlet Invert= 48.67'

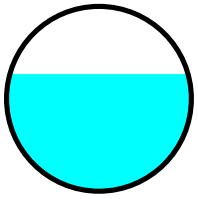

Reach 3-R,4-R,5-R,6-R: Combined 3-R,4-R,5-R,6-R

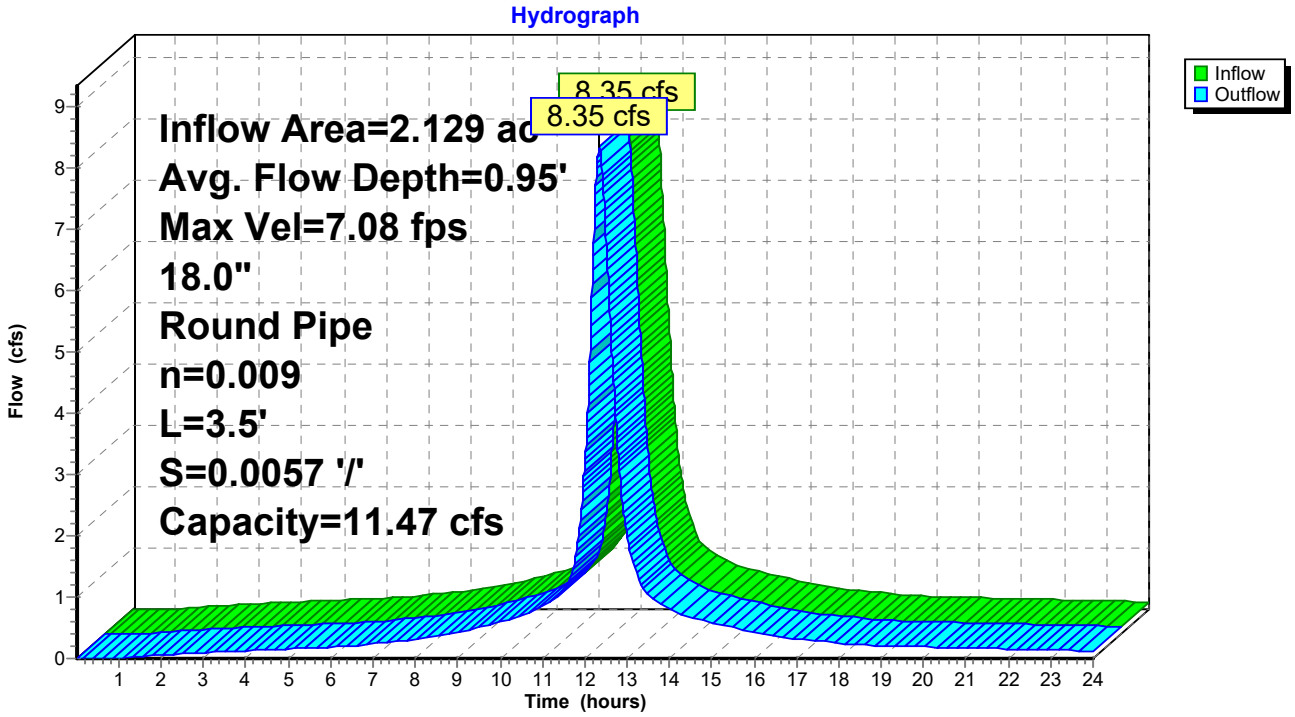

Summary for Reach 4-R: F4-2 COnveyance

[52] Hint: Inlet/Outlet conditions not evaluated

Inflow Area = 0.509 ac,100.00% Impervious, Inflow Depth > 6.14" for 25-Year_TWN event
Inflow = 2.08 cfs @ 12.28 hrs, Volume= 0.261 af
Outflow = 2.07 cfs @ 12.31 hrs, Volume= 0.260 af, Atten= 0%, Lag= 1.5 min

Routing by Stor-Ind+Trans method, Time Span= 0.01-24.00 hrs, dt= 0.01 hrs
Max. Velocity= 4.79 fps, Min. Travel Time= 0.7 min
Avg. Velocity = 1.88 fps, Avg. Travel Time= 1.7 min

Peak Storage= 81 cf @ 12.30 hrs
Average Depth at Peak Storage= 0.54'
Bank-Full Depth= 1.00' Flow Area= 0.8 sf, Capacity= 3.64 cfs

12.0" Round Pipe
n= 0.009
Length= 187.9' Slope= 0.0050 '/'
Inlet Invert= 50.89', Outlet Invert= 49.95'



Reach 4-R: F4-2 COnveyance

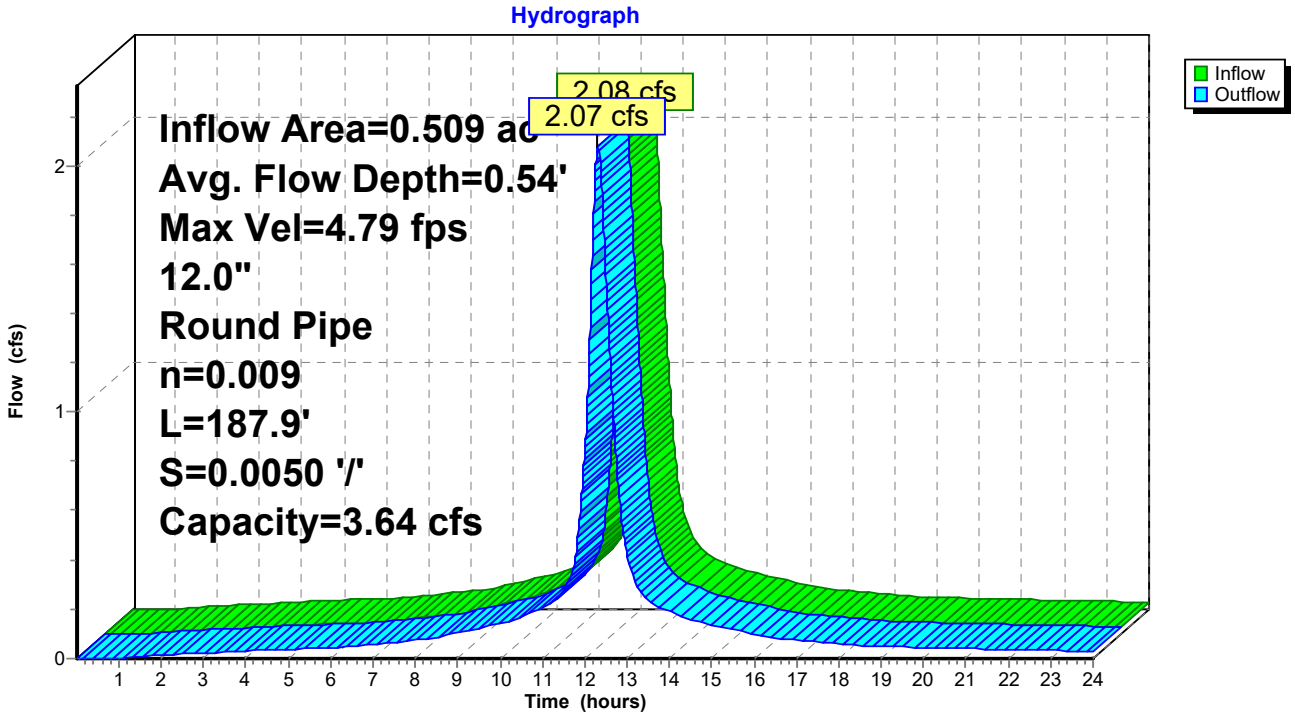

Summary for Reach 4A-5A-R: Combined 4-R & 5-R Conveyance

[52] Hint: Inlet/Outlet conditions not evaluated
[62] Hint: Exceeded Reach 4-R OUTLET depth by 0.27' @ 12.41 hrs
[62] Hint: Exceeded Reach 6-R OUTLET depth by 0.07' @ 12.33 hrs

Inflow Area = 1.201 ac,100.00% Impervious, Inflow Depth > 6.14" for 25-Year_TWN event
Inflow = 4.69 cfs @ 12.33 hrs, Volume= 0.614 af
Outflow = 4.69 cfs @ 12.36 hrs, Volume= 0.614 af, Atten= 0%, Lag= 1.3 min

Routing by Stor-Ind+Trans method, Time Span= 0.01-24.00 hrs, dt= 0.01 hrs
Max. Velocity= 5.83 fps, Min. Travel Time= 0.7 min
Avg. Velocity = 2.35 fps, Avg. Travel Time= 1.8 min

Peak Storage= 205 cf @ 12.34 hrs
Average Depth at Peak Storage= 0.78'
Bank-Full Depth= 1.25' Flow Area= 1.2 sf, Capacity= 6.59 cfs

15.0" Round Pipe
n= 0.009
Length= 254.6' Slope= 0.0050 '/'
Inlet Invert= 49.96', Outlet Invert= 48.69'



Reach 4A-5A-R: Combined 4-R & 5-R Conveyance

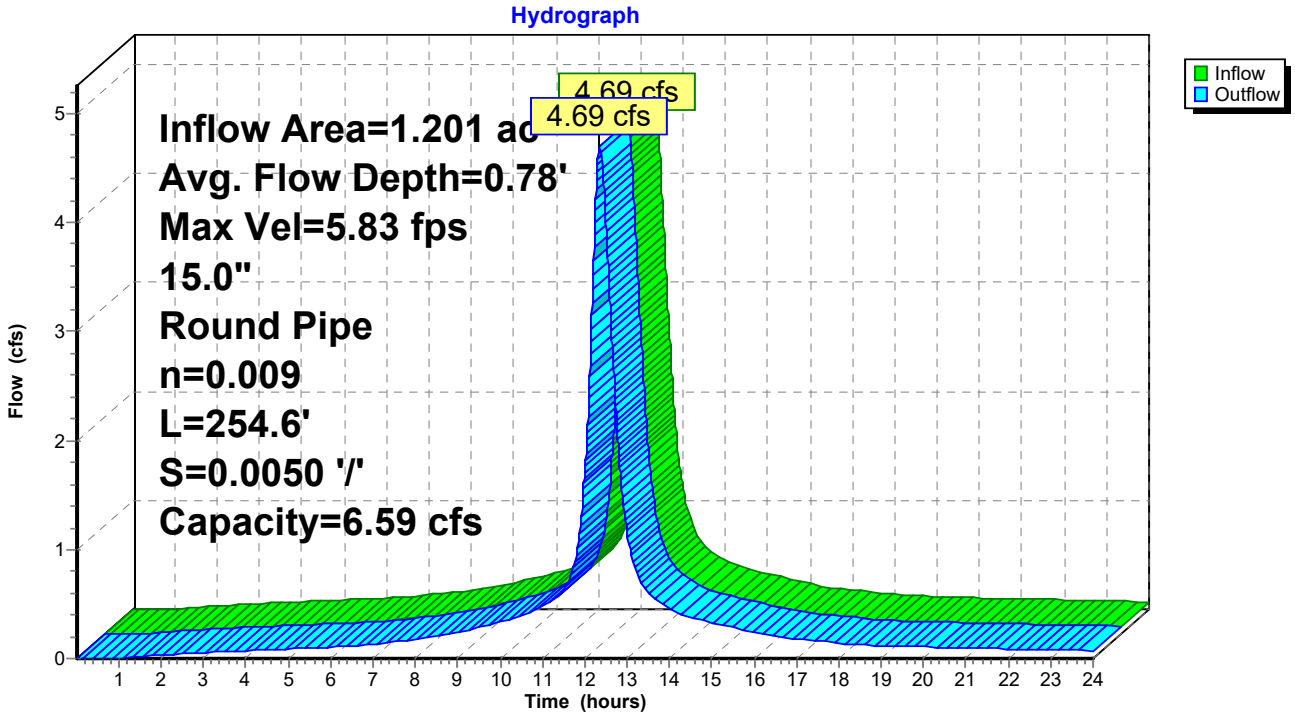

Summary for Reach 5-R: F3-3 Conveyance

[52] Hint: Inlet/Outlet conditions not evaluated

Inflow Area = 0.497 ac,100.00% Impervious, Inflow Depth > 6.14" for 25-Year_TWN event
Inflow = 1.93 cfs @ 12.33 hrs, Volume= 0.254 af
Outflow = 1.92 cfs @ 12.34 hrs, Volume= 0.254 af, Atten= 0%, Lag= 0.9 min

Routing by Stor-Ind+Trans method, Time Span= 0.01-24.00 hrs, dt= 0.01 hrs
Max. Velocity= 4.69 fps, Min. Travel Time= 0.5 min
Avg. Velocity = 1.86 fps, Avg. Travel Time= 1.3 min

Peak Storage= 60 cf @ 12.33 hrs
Average Depth at Peak Storage= 0.52'
Bank-Full Depth= 1.00' Flow Area= 0.8 sf, Capacity= 3.63 cfs

12.0" Round Pipe
n= 0.009
Length= 145.0' Slope= 0.0050 '/'
Inlet Invert= 50.77', Outlet Invert= 50.05'



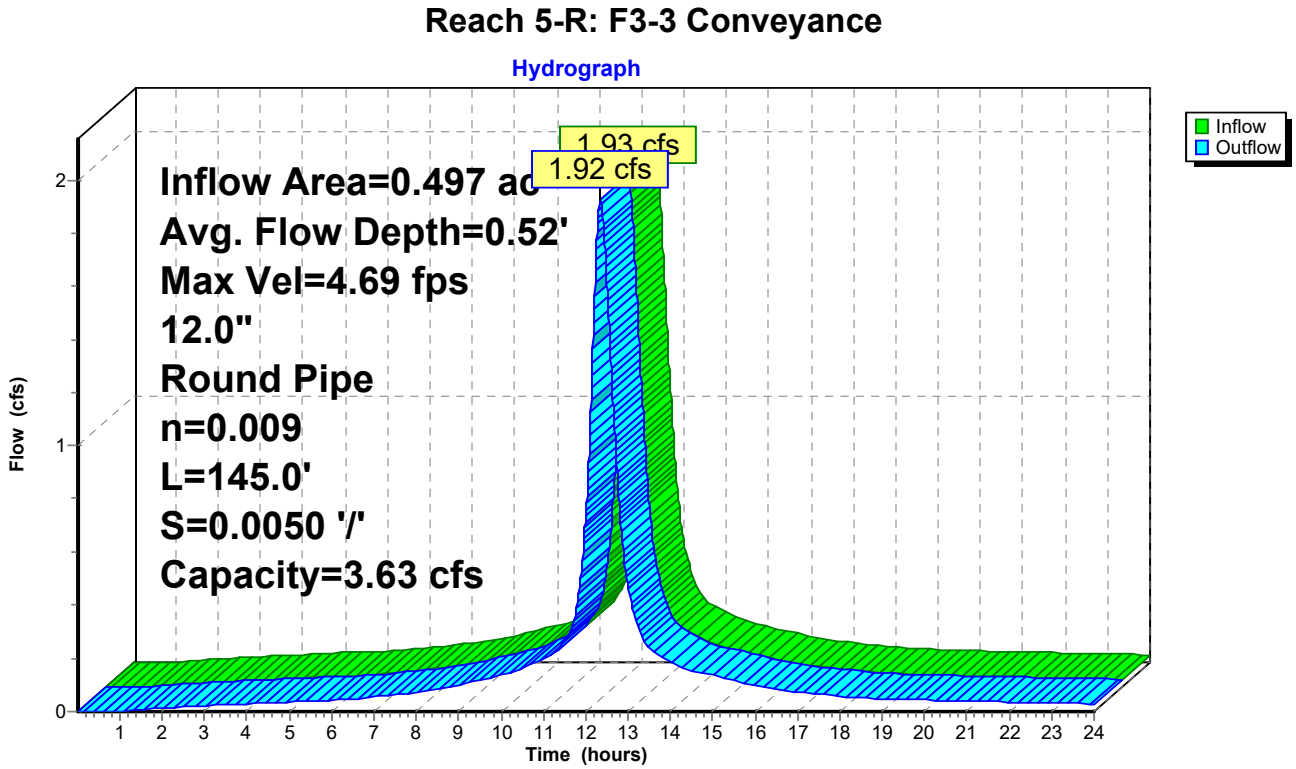

Summary for Reach 6-R: F3-4 Conveyance

[52] Hint: Inlet/Outlet conditions not evaluated

Inflow Area = 0.692 ac,100.00% Impervious, Inflow Depth > 6.14" for 25-Year_TWN event
Inflow = 2.64 cfs @ 12.35 hrs, Volume= 0.354 af
Outflow = 2.64 cfs @ 12.36 hrs, Volume= 0.354 af, Atten= 0%, Lag= 0.7 min

Routing by Stor-Ind+Trans method, Time Span= 0.01-24.00 hrs, dt= 0.01 hrs
Max. Velocity= 5.06 fps, Min. Travel Time= 0.5 min
Avg. Velocity = 2.06 fps, Avg. Travel Time= 1.2 min

Peak Storage= 76 cf @ 12.36 hrs
Average Depth at Peak Storage= 0.63'
Bank-Full Depth= 1.00' Flow Area= 0.8 sf, Capacity= 3.65 cfs

12.0" Round Pipe
n= 0.009
Length= 145.3' Slope= 0.0050 '/'
Inlet Invert= 50.77', Outlet Invert= 50.04'

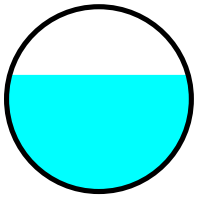

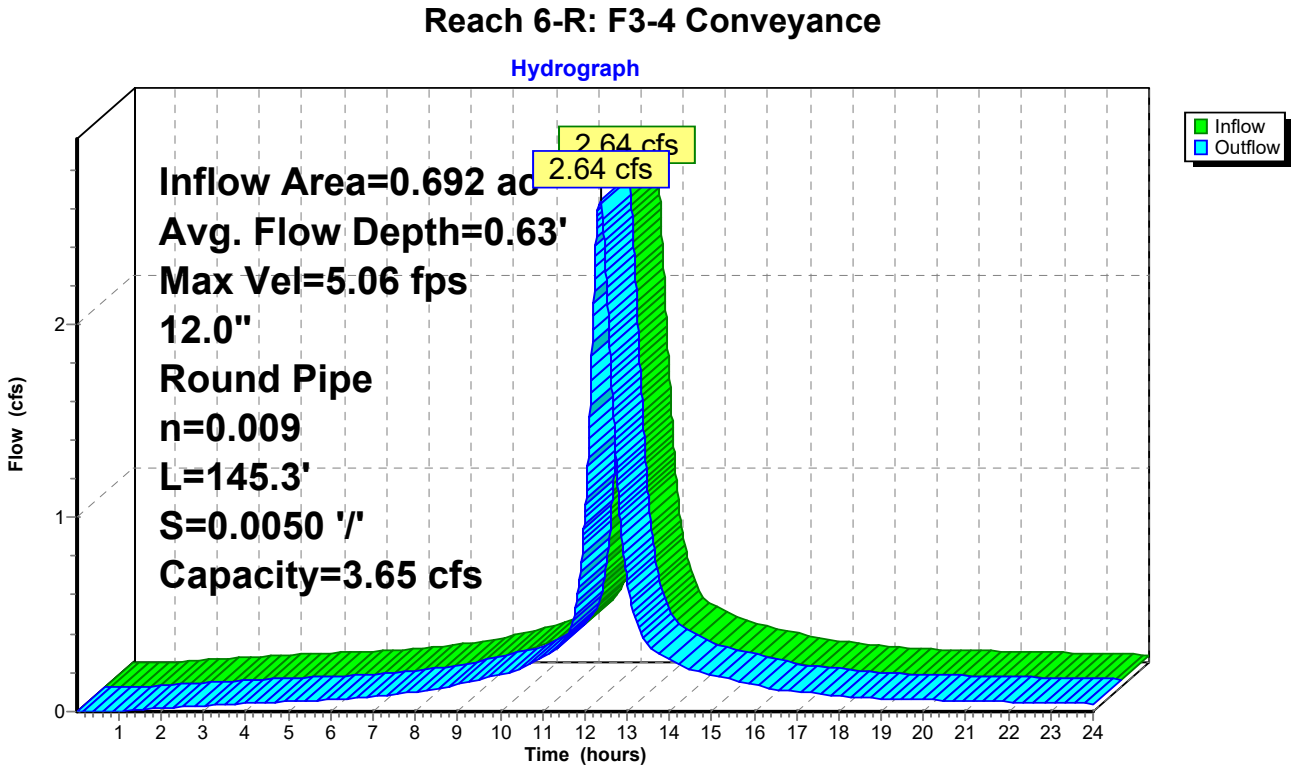

Summary for Reach 7-R: F3-1 Conveyance

[52] Hint: Inlet/Outlet conditions not evaluated

Inflow Area = 0.594 ac,100.00% Impervious, Inflow Depth > 6.14" for 25-Year_TWN event
Inflow = 2.28 cfs @ 12.34 hrs, Volume= 0.304 af
Outflow = 2.28 cfs @ 12.36 hrs, Volume= 0.304 af, Atten= 0%, Lag= 1.0 min

Routing by Stor-Ind+Trans method, Time Span= 0.01-24.00 hrs, dt= 0.01 hrs
Max. Velocity= 4.88 fps, Min. Travel Time= 0.6 min
Avg. Velocity = 1.96 fps, Avg. Travel Time= 1.6 min

Peak Storage= 88 cf @ 12.35 hrs
Average Depth at Peak Storage= 0.58'
Bank-Full Depth= 1.00' Flow Area= 0.8 sf, Capacity= 3.63 cfs

12.0" Round Pipe
n= 0.009
Length= 189.0' Slope= 0.0050 '/'
Inlet Invert= 50.77', Outlet Invert= 49.83'

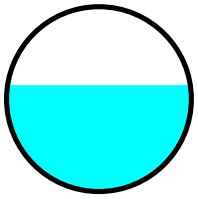

Reach 7-R: F3-1 Conveyance

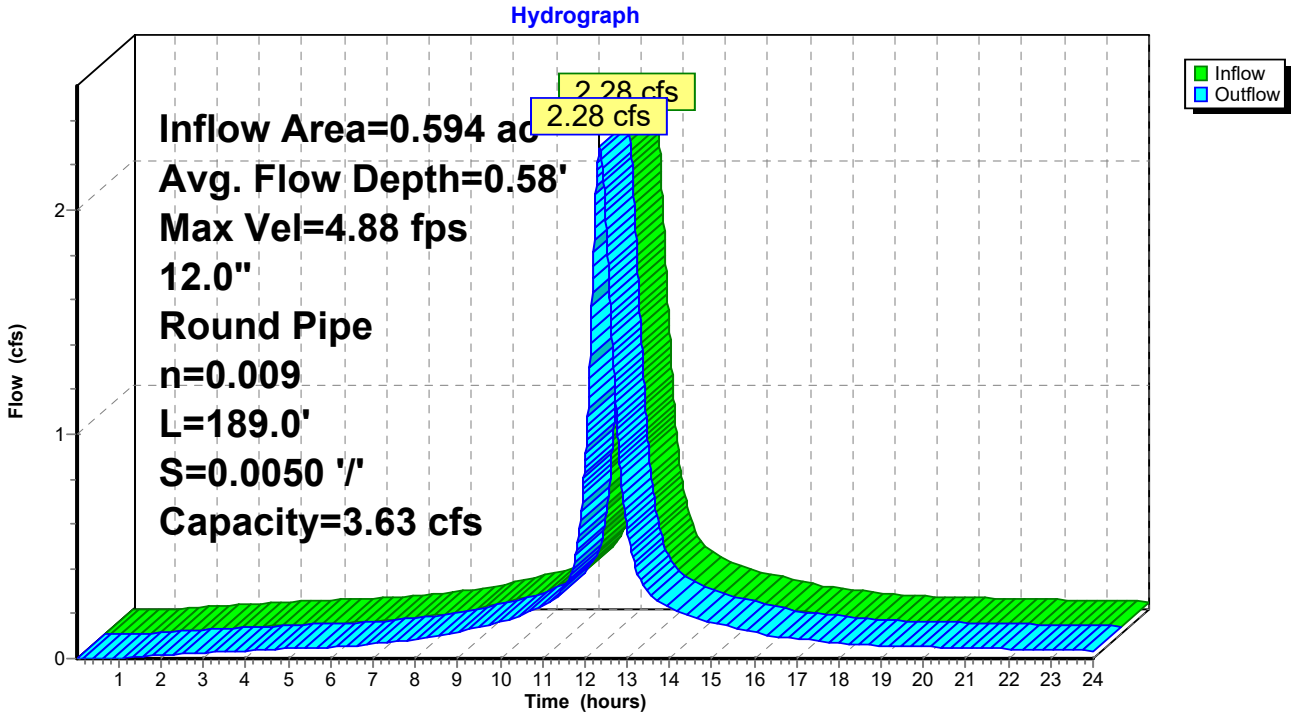

Summary for Reach 8-R: F3-2 Conveyance

[52] Hint: Inlet/Outlet conditions not evaluated

Inflow Area = 0.935 ac,100.00% Impervious, Inflow Depth > 6.14" for 25-Year_TWN event
Inflow = 3.50 cfs @ 12.37 hrs, Volume= 0.478 af
Outflow = 3.49 cfs @ 12.40 hrs, Volume= 0.478 af, Atten= 0%, Lag= 2.0 min

Routing by Stor-Ind+Trans method, Time Span= 0.01-24.00 hrs, dt= 0.01 hrs
Max. Velocity= 5.46 fps, Min. Travel Time= 1.4 min
Avg. Velocity = 2.18 fps, Avg. Travel Time= 3.4 min

Peak Storage= 284 cf @ 12.38 hrs
Average Depth at Peak Storage= 0.65'
Bank-Full Depth= 1.25' Flow Area= 1.2 sf, Capacity= 6.60 cfs

15.0" Round Pipe
n= 0.009
Length= 443.4' Slope= 0.0050 '/'
Inlet Invert= 50.77', Outlet Invert= 48.55'



Reach 8-R: F3-2 Conveyance

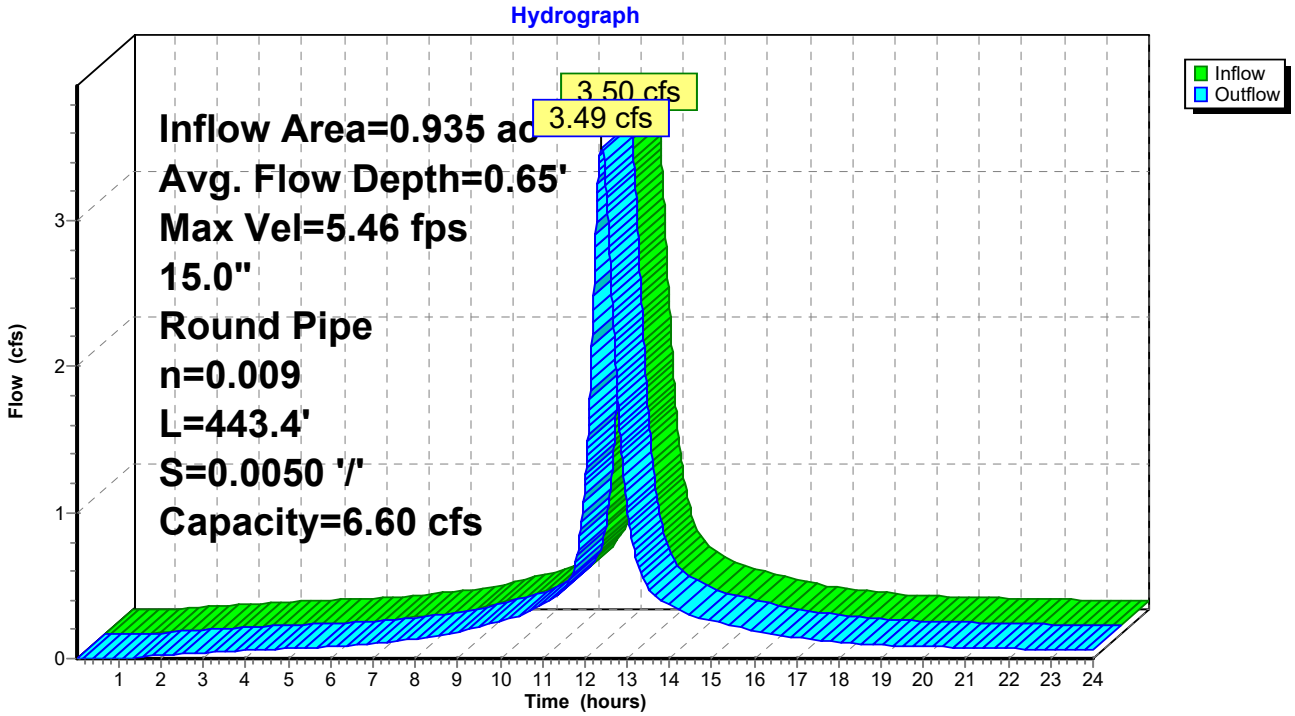

Summary for Pond 1-P: Underground Detention

Inflow Area = 0.896 ac,100.00% Impervious, Inflow Depth > 6.14" for 25-Year_TWN event
Inflow = 3.66 cfs @ 12.31 hrs, Volume= 0.459 af
Outflow = 3.66 cfs @ 12.32 hrs, Volume= 0.458 af, Atten= 0%, Lag= 0.2 min
Primary = 3.66 cfs @ 12.32 hrs, Volume= 0.458 af

Routing by Stor-Ind method, Time Span= 0.01-24.00 hrs, dt= 0.01 hrs / 3
Peak Elev= 49.05' @ 12.32 hrs Surf.Area= 67 sf Storage= 1,129 cf

Plug-Flow detention time= 4.7 min calculated for 0.458 af (100% of inflow)
Center-of-Mass det. time= 4.5 min (763.7 - 759.3)

Volume	Invert	Avail.Storage	Storage Description
#1	46.90'	1,131 cf	**24.0" Round Pipe Storage** x 4 L= 90.0' S= 0.0025 '/'

Device	Routing	Invert	Outlet Devices
#1	Primary	46.90'	**15.0" Round Culvert** L= 8.4' Ke= 0.500 Inlet / Outlet Invert= 46.90' / 46.86' S= 0.0048 '/' Cc= 0.900 n= 0.009, Flow Area= 1.23 sf
#2	Device 1	46.90'	**12.0" W x 3.0" H Vert. Orifice-2y** C= 0.600
#3	Device 1	48.60'	**Weir, Cv= 2.62 (C= 3.28)** Head (feet) 0.00 1.00 Width (feet) 2.00 2.00

Primary OutFlow Max=3.65 cfs @ 12.32 hrs HW=49.04' (Free Discharge)
└─**1=Culvert** (Passes 3.65 cfs of 7.28 cfs potential flow)
  ├─**2=Orifice-2y** (Orifice Controls 1.71 cfs @ 6.84 fps)
  └─**3=Weir** (Weir Controls 1.94 cfs @ 2.18 fps)

Pond 1-P: Underground Detention

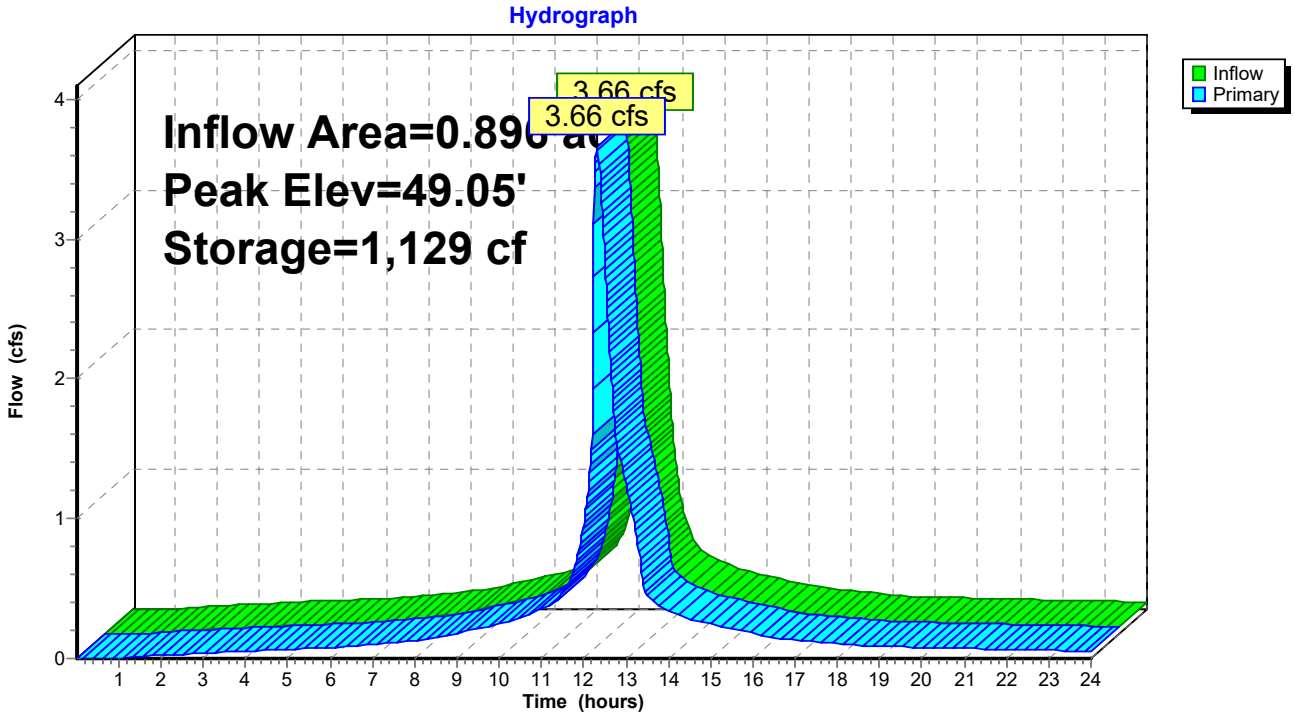

Summary for Pond 2-P: Underground Detention

Inflow Area = 2.129 ac,100.00% Impervious, Inflow Depth > 6.14" for 25-Year_TWN event
Inflow = 8.35 cfs @ 12.34 hrs, Volume= 1.089 af
Outflow = 7.75 cfs @ 12.43 hrs, Volume= 1.089 af, Atten= 7%, Lag= 5.6 min
Primary = 7.75 cfs @ 12.43 hrs, Volume= 1.089 af

Routing by Stor-Ind method, Time Span= 0.01-24.00 hrs, dt= 0.01 hrs / 3
Peak Elev= 48.35' @ 12.43 hrs Surf.Area= 552 sf Storage= 3,381 cf

Plug-Flow detention time= 3.9 min calculated for 1.089 af (100% of inflow)
Center-of-Mass det. time= 3.8 min (764.9 - 761.1)

Volume	Invert	Avail.Storage	Storage Description
#1	45.81'	1,100 cf	**24.0" Round Pipe Storage** L= 350.0' S= 0.0025 '/'
#2	46.06'	2,356 cf	**24.0" Round Pipe Storage** x 3 L= 250.0' S= 0.0025 '/'
		3,456 cf	Total Available Storage

Device	Routing	Invert	Outlet Devices
#1	Primary	45.81'	**18.0" Round Culvert** L= 7.4' Ke= 0.500 Inlet / Outlet Invert= 45.81' / 45.77' S= 0.0054 '/' Cc= 0.900 n= 0.009, Flow Area= 1.77 sf
#2	Device 1	45.81'	**20.0" W x 4.4" H Vert. Orifice-2** C= 0.600
#3	Device 1	48.69'	**Custom Weir, Cv= 2.62 (C= 3.28)** Head (feet) 0.00 2.00 Width (feet) 2.00 2.00
#4	Device 1	47.37'	**18.0" W x 6.4" H Vert. Orifice-5-10-25** C= 0.600

Primary OutFlow Max=7.75 cfs @ 12.43 hrs HW=48.35' (Free Discharge)
└─**1=Culvert** (Passes 7.75 cfs of 11.39 cfs potential flow)
  ├─**2=Orifice-2** (Orifice Controls 4.52 cfs @ 7.39 fps)
  ├─**3=Custom Weir** (Controls 0.00 cfs)
  └─**4=Orifice-5-10-25** (Orifice Controls 3.23 cfs @ 4.04 fps)

Pond 2-P: Underground Detention

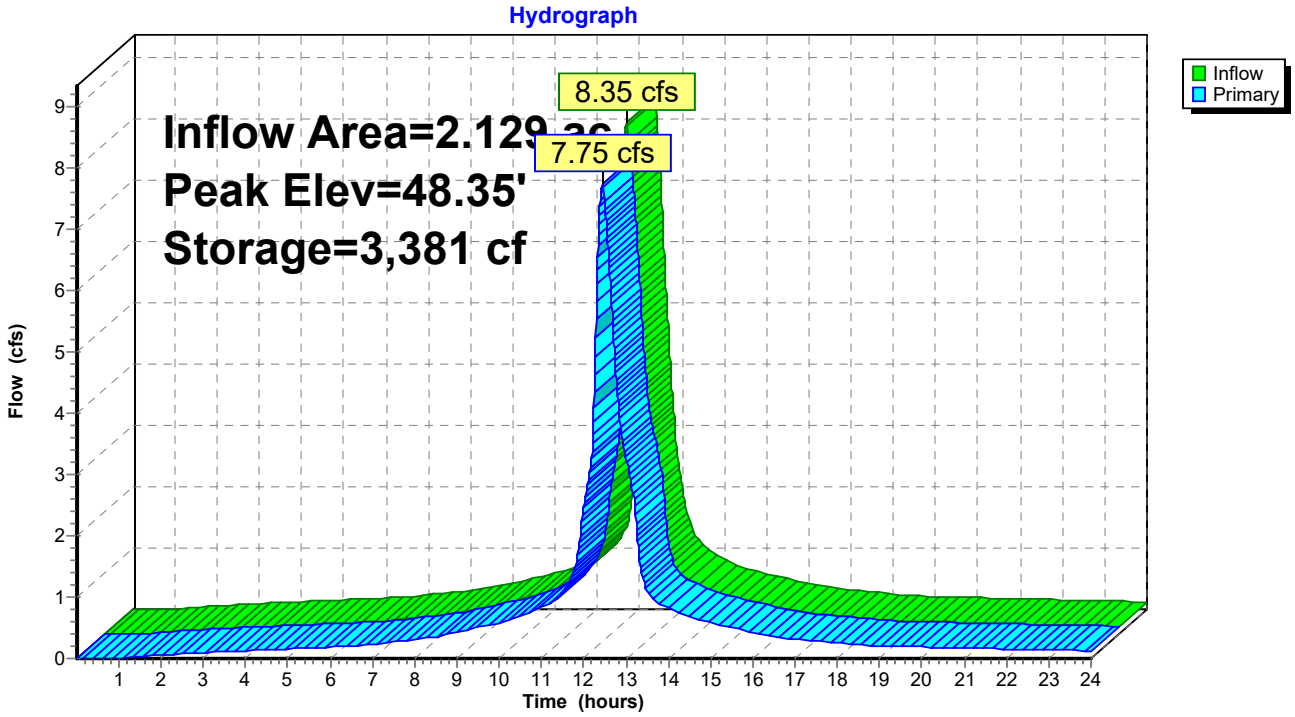

Summary for Pond 3-P: Underground Detention

Inflow Area = 1.529 ac,100.00% Impervious, Inflow Depth > 6.13" for 25-Year_TWN event
Inflow = 5.75 cfs @ 12.38 hrs, Volume= 0.781 af
Outflow = 5.44 cfs @ 12.47 hrs, Volume= 0.781 af, Atten= 5%, Lag= 5.3 min
Primary = 5.44 cfs @ 12.47 hrs, Volume= 0.781 af

Routing by Stor-Ind method, Time Span= 0.01-24.00 hrs, dt= 0.01 hrs / 3
Peak Elev= 48.13' @ 12.47 hrs Surf.Area= 602 sf Storage= 2,344 cf

Plug-Flow detention time= 4.3 min calculated for 0.781 af (100% of inflow)
Center-of-Mass det. time= 4.2 min (767.6 - 763.5)

Volume	Invert	Avail.Storage	Storage Description
#1	45.91'	2,450 cf	**24.0" Round Pipe Storage** x 3 L= 260.0' S= 0.0025 '/'

Device	Routing	Invert	Outlet Devices
#1	Primary	45.91'	**18.0" Round Culvert** L= 56.6' Ke= 0.500 Inlet / Outlet Invert= 45.91' / 45.63' S= 0.0049 '/' Cc= 0.900 n= 0.009, Flow Area= 1.77 sf
#2	Device 1	45.91'	**20.0" W x 3.2" H Vert. Orifice-2** C= 0.600
#3	Device 1	48.56'	**Custom Weir, Cv= 2.62 (C= 3.28)** Head (feet) 0.00 2.00 Width (feet) 2.00 2.00
#4	Device 1	47.33'	**16.0" W x 6.0" H Vert. Orifice-5-10** C= 0.600

Primary OutFlow Max=5.44 cfs @ 12.47 hrs HW=48.13' (Free Discharge)
└─**1=Culvert** (Passes 5.44 cfs of 10.02 cfs potential flow)
  ├─**2=Orifice-2** (Orifice Controls 3.09 cfs @ 6.95 fps)
  ├─**3=Custom Weir** (Controls 0.00 cfs)
  └─**4=Orifice-5-10** (Orifice Controls 2.35 cfs @ 3.53 fps)

Pond 3-P: Underground Detention

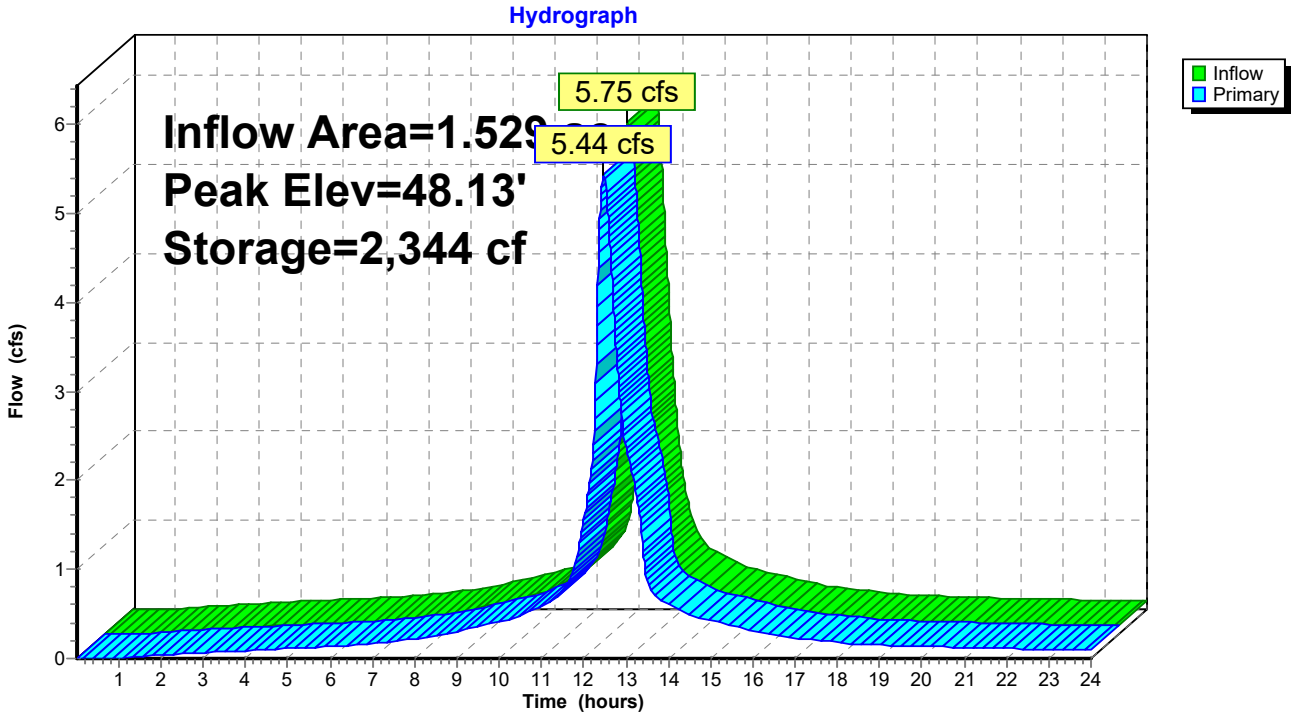

Summary for Link 1-L: Brothers Brook

[79] Warning: Submerged Pond 1-P Primary device # 1 OUTLET by 0.04'
[81] Warning: Exceeded Pond 2-P by 1.09' @ 0.01 hrs
[81] Warning: Exceeded Pond 3-P by 0.99' @ 0.01 hrs

Inflow Area = 4.555 ac,100.00% Impervious, Inflow Depth > 6.14" for 25-Year_TWN event
Inflow = 16.36 cfs @ 12.43 hrs, Volume= 2.329 af
Primary = 16.36 cfs @ 12.43 hrs, Volume= 2.329 af, Atten= 0%, Lag= 0.0 min

Primary outflow = Inflow, Time Span= 0.01-24.00 hrs, dt= 0.01 hrs

Fixed water surface Elevation= 46.90'

Link 1-L: Brothers Brook

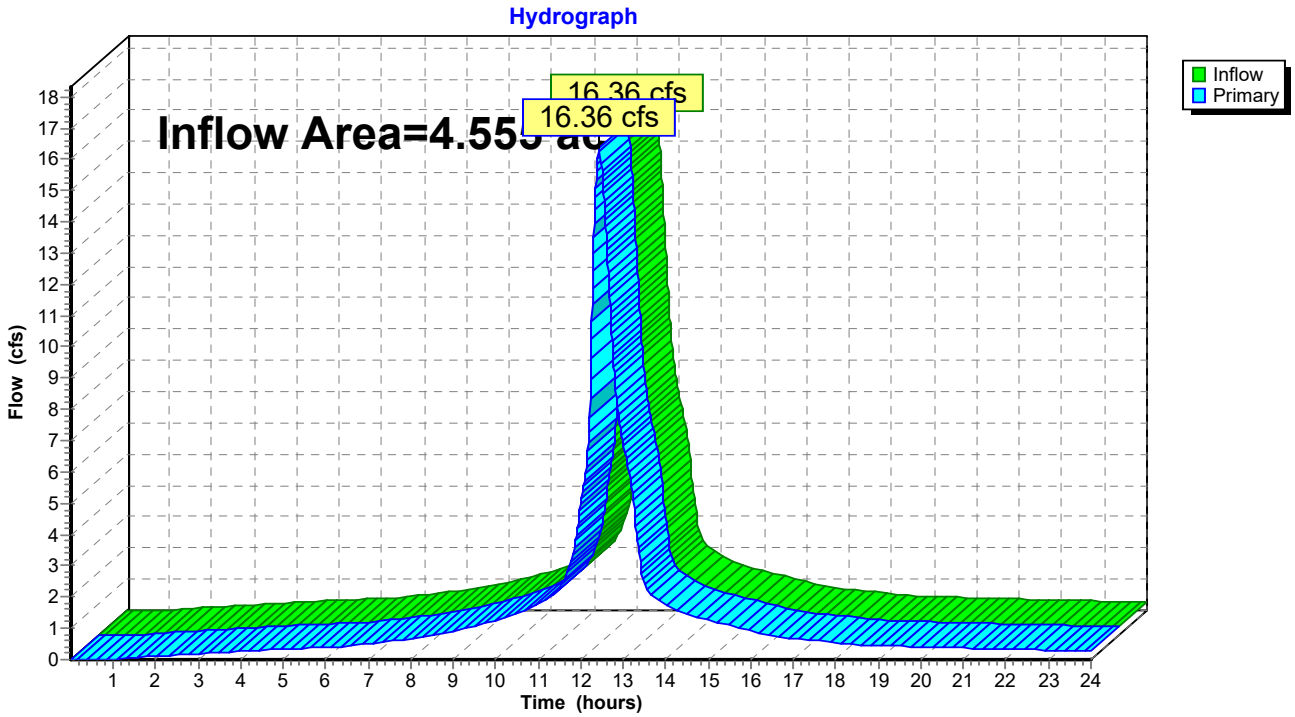

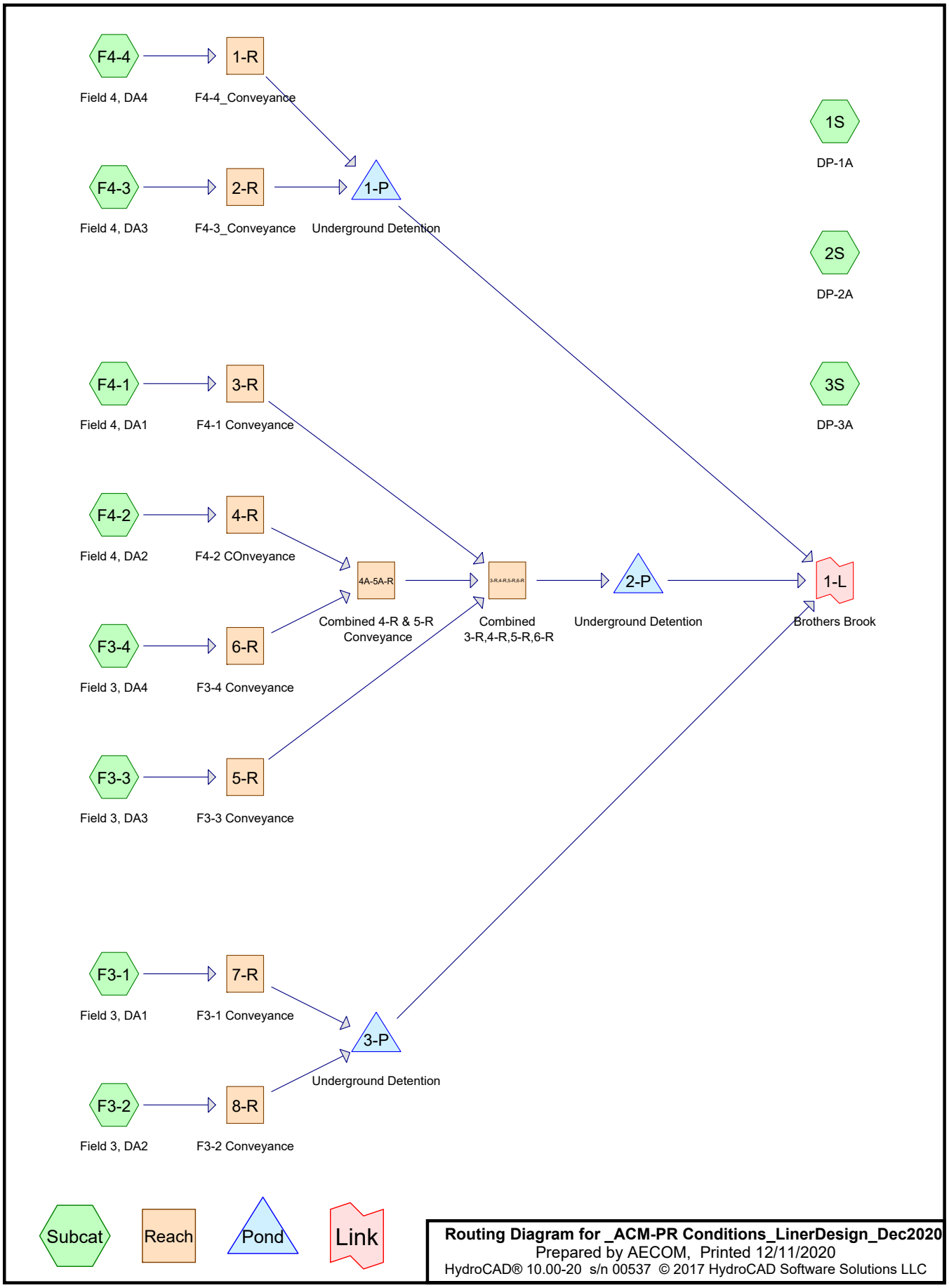

Routing Diagram for _ACM-PR Conditions_LinerDesign_Dec2020
Prepared by AECOM, Printed 12/11/2020
HydroCAD® 10.00-20 s/n 00537 © 2017 HydroCAD Software Solutions LLC

Summary for Subcatchment 1S: DP-1A

Runoff = 8.07 cfs @ 12.16 hrs, Volume= 0.699 af, Depth> 1.11"

Runoff by SCS TR-20 method, UH=SCS, Weighted-CN, Time Span= 0.01-24.00 hrs, dt= 0.01 hrs
Type III 24-hr 1-Year_TWN Rainfall=2.90"

	Area (sf)	CN	Description
	20,333	60	Woods, Fair, HSG B
*	119,147	98	Synthetic Turf
	240	98	Paved parking, HSG A
	5,562	87	Dirt roads, HSG C
	80,901	61	>75% Grass cover, Good, HSG B
	38,289	73	Woods, Fair, HSG C
	62,736	74	>75% Grass cover, Good, HSG C
	929	80	>75% Grass cover, Good, HSG D
	328,137	79	Weighted Average
	208,750		63.62% Pervious Area
	119,387		36.38% Impervious Area

Tc (min)	Length (feet)	Slope (ft/ft)	Velocity (ft/sec)	Capacity (cfs)	Description
2.4	39	0.6800	0.27		**Sheet Flow, Sheet Flow - Woods Light Underbrush** Woods: Light underbrush n= 0.400 P2= 3.45"
7.3	390	0.0035	0.89		**Shallow Concentrated Flow, Shallow Concentrated Flow - Turf** Grassed Waterway Kv= 15.0 fps
1.4	636	0.0100	7.34	648.39	**Channel Flow, Channel Flow - Woods** Area= 88.3 sf Perim= 77.9' r= 1.13' n= 0.022 Earth, clean & straight
11.1	1,065	Total			

Summary for Subcatchment 2S: DP-2A

Runoff = 2.76 cfs @ 12.41 hrs, Volume= 0.352 af, Depth> 0.89"

Runoff by SCS TR-20 method, UH=SCS, Weighted-CN, Time Span= 0.01-24.00 hrs, dt= 0.01 hrs
Type III 24-hr 1-Year_TWN Rainfall=2.90"

	Area (sf)	CN	Description
	6	98	Unconnected pavement, HSG A
	476	98	Paved parking, HSG A
*	75	98	Synthetic Turf
	18,222	61	>75% Grass cover, Good, HSG B
	159,450	74	>75% Grass cover, Good, HSG C
	340	82	Dirt roads, HSG B
	28,311	87	Dirt roads, HSG C
	206,880	75	Weighted Average
	206,323		99.73% Pervious Area
	557		0.27% Impervious Area
	6		1.08% Unconnected

Tc (min)	Length (feet)	Slope (ft/ft)	Velocity (ft/sec)	Capacity (cfs)	Description
27.0	300	0.0130	0.19		**Sheet Flow, Sheet, Baseball Field** Grass: Short n= 0.150 P2= 3.45"
0.0	16	0.3125	8.39		**Shallow Concentrated Flow, Shallow Conc, Riverbank** Grassed Waterway Kv= 15.0 fps
27.0	316	Total			

Summary for Subcatchment 3S: DP-3A

Runoff = 7.21 cfs @ 12.42 hrs, Volume= 0.910 af, Depth> 1.64"

Runoff by SCS TR-20 method, UH=SCS, Weighted-CN, Time Span= 0.01-24.00 hrs, dt= 0.01 hrs
Type III 24-hr 1-Year_TWN Rainfall=2.90"

	Area (sf)	CN	Description
	14,577	98	Unconnected pavement, HSG A
	110,658	98	Paved parking, HSG A
*	39,653	98	Synthetic Turf
	17	60	Woods, Fair, HSG B
	605	73	Woods, Fair, HSG C
	25,209	61	>75% Grass cover, Good, HSG B
	94,227	74	>75% Grass cover, Good, HSG C
	4,836	87	Dirt roads, HSG C
	289,782	87	Weighted Average
	124,894		43.10% Pervious Area
	164,888		56.90% Impervious Area
	14,577		8.84% Unconnected

Tc (min)	Length (feet)	Slope (ft/ft)	Velocity (ft/sec)	Capacity (cfs)	Description
20.7	122	0.0074	0.10		**Sheet Flow, Sheet, Turf** n= 0.200 P2= 3.45"
6.7	233	0.0068	0.58		**Shallow Concentrated Flow, Shal Conc. Baseball Field** Short Grass Pasture Kv= 7.0 fps
0.4	94	0.0380	3.96		**Shallow Concentrated Flow, Shal. Conc. Baseball Field** Paved Kv= 20.3 fps
0.2	59	0.0120	4.97	3.90	**Pipe Channel, 12" CPP** 12.0" Round Area= 0.8 sf Perim= 3.1' r= 0.25' n= 0.013 Corrugated PE, smooth interior
1.8	531	0.0045	4.83	15.18	**Pipe Channel, 24" CPP** 24.0" Round Area= 3.1 sf Perim= 6.3' r= 0.50' n= 0.013 Corrugated PE, smooth interior
1.0	200	0.0015	3.24	15.89	**Pipe Channel, 30" CPP** 30.0" Round Area= 4.9 sf Perim= 7.9' r= 0.63' n= 0.013 Corrugated PE, smooth interior
30.8	1,239	Total			

Summary for Subcatchment F3-1: Field 3, DA1

Runoff = 1.02 cfs @ 12.34 hrs, Volume= 0.132 af, Depth> 2.66"

Runoff by SCS TR-20 method, UH=SCS, Weighted-CN, Time Span= 0.01-24.00 hrs, dt= 0.01 hrs
Type III 24-hr 1-Year_TWN Rainfall=2.90"

	Area (sf)	CN	Description
*	25,870	98	Turf
	25,870		100.00% Impervious Area

Tc (min)	Length (feet)	Slope (ft/ft)	Velocity (ft/sec)	Capacity (cfs)	Description
25.2	128	0.0050	0.08		**Sheet Flow, Turf** n= 0.200 P2= 3.45"
0.7	243	0.0050	5.46	9.66	**Pipe Channel, ToOutfall** 18.0" Round Area= 1.8 sf Perim= 4.7' r= 0.38' n= 0.010 PVC, smooth interior
25.9	371	Total			

Summary for Subcatchment F3-2: Field 3, DA2

Runoff = 1.56 cfs @ 12.37 hrs, Volume= 0.207 af, Depth> 2.66"

Runoff by SCS TR-20 method, UH=SCS, Weighted-CN, Time Span= 0.01-24.00 hrs, dt= 0.01 hrs
Type III 24-hr 1-Year_TWN Rainfall=2.90"

	Area (sf)	CN	Description
*	40,726	98	Turf
	40,726		100.00% Impervious Area

Tc (min)	Length (feet)	Slope (ft/ft)	Velocity (ft/sec)	Capacity (cfs)	Description
26.0	133	0.0050	0.09		**Sheet Flow, Turf Field** n= 0.200 P2= 3.45"
1.5	498	0.0050	5.46	9.66	**Pipe Channel, To OF1** 18.0" Round Area= 1.8 sf Perim= 4.7' r= 0.38' n= 0.010 PVC, smooth interior
27.5	631	Total			

Summary for Subcatchment F3-3: Field 3, DA3

Runoff = 0.86 cfs @ 12.33 hrs, Volume= 0.110 af, Depth> 2.66"

Runoff by SCS TR-20 method, UH=SCS, Weighted-CN, Time Span= 0.01-24.00 hrs, dt= 0.01 hrs
Type III 24-hr 1-Year_TWN Rainfall=2.90"

	Area (sf)	CN	Description
*	21,667	98	Turf
	21,667		100.00% Impervious Area

Tc (min)	Length (feet)	Slope (ft/ft)	Velocity (ft/sec)	Capacity (cfs)	Description
25.0	127	0.0050	0.08		**Sheet Flow, Turf** n= 0.200 P2= 3.45"
0.5	159	0.0050	5.46	9.66	**Pipe Channel, ToOutfall** 18.0" Round Area= 1.8 sf Perim= 4.7' r= 0.38' n= 0.010 PVC, smooth interior
25.5	286	Total			

Summary for Subcatchment F3-4: Field 3, DA4

Runoff = 1.18 cfs @ 12.35 hrs, Volume= 0.153 af, Depth> 2.66"

Runoff by SCS TR-20 method, UH=SCS, Weighted-CN, Time Span= 0.01-24.00 hrs, dt= 0.01 hrs
Type III 24-hr 1-Year_TWN Rainfall=2.90"

	Area (sf)	CN	Description
*	30,153	98	Turf
	30,153		100.00% Impervious Area

Tc (min)	Length (feet)	Slope (ft/ft)	Velocity (ft/sec)	Capacity (cfs)	Description
25.0	127	0.0050	0.08		**Sheet Flow, Turf** n= 0.200 P2= 3.45"
1.3	415	0.0050	5.46	9.66	**Pipe Channel, ToOutfall** 18.0" Round Area= 1.8 sf Perim= 4.7' r= 0.38' n= 0.010 PVC, smooth interior
26.3	542	Total			

Summary for Subcatchment F4-1: Field 4, DA1

Runoff = 0.80 cfs @ 12.28 hrs, Volume= 0.095 af, Depth> 2.66"

Runoff by SCS TR-20 method, UH=SCS, Weighted-CN, Time Span= 0.01-24.00 hrs, dt= 0.01 hrs
Type III 24-hr 1-Year_TWN Rainfall=2.90"

	Area (sf)	CN	Description
*	18,762	98	Turf
	18,762		100.00% Impervious Area

Tc (min)	Length (feet)	Slope (ft/ft)	Velocity (ft/sec)	Capacity (cfs)	Description
21.2	103	0.0050	0.08		**Sheet Flow, Turf** n= 0.200 P2= 3.45"
0.5	162	0.0050	5.46	9.66	**Pipe Channel, ToOutfall** 18.0" Round Area= 1.8 sf Perim= 4.7' r= 0.38' n= 0.010
21.7	265	Total			

Summary for Subcatchment F4-2: Field 4, DA2

Runoff = 0.93 cfs @ 12.29 hrs, Volume= 0.113 af, Depth> 2.66"

Runoff by SCS TR-20 method, UH=SCS, Weighted-CN, Time Span= 0.01-24.00 hrs, dt= 0.01 hrs
Type III 24-hr 1-Year_TWN Rainfall=2.90"

	Area (sf)	CN	Description
*	22,174	98	Turf
	22,174		100.00% Impervious Area

Tc (min)	Length (feet)	Slope (ft/ft)	Velocity (ft/sec)	Capacity (cfs)	Description
21.2	103	0.0050	0.08		**Sheet Flow, Turf** n= 0.200 P2= 3.45"
1.3	417	0.0050	5.46	9.66	**Pipe Channel, ToOutfall** 18.0" Round Area= 1.8 sf Perim= 4.7' r= 0.38' n= 0.010 PVC, smooth interior
22.5	520	Total			

Summary for Subcatchment F4-3: Field 4, DA3

Runoff = 0.85 cfs @ 12.29 hrs, Volume= 0.103 af, Depth> 2.66"

Runoff by SCS TR-20 method, UH=SCS, Weighted-CN, Time Span= 0.01-24.00 hrs, dt= 0.01 hrs
Type III 24-hr 1-Year_TWN Rainfall=2.90"

	Area (sf)	CN	Description
*	20,180	98	Turf
	20,180		100.00% Impervious Area

Tc (min)	Length (feet)	Slope (ft/ft)	Velocity (ft/sec)	Capacity (cfs)	Description
21.2	103	0.0050	0.08		**Sheet Flow, Turf** n= 0.200 P2= 3.45"
0.8	257	0.0050	5.46	9.66	**Pipe Channel, ToOutfall** 18.0" Round Area= 1.8 sf Perim= 4.7' r= 0.38' n= 0.010
22.0	360	Total			

Summary for Subcatchment F4-4: Field 4, DA4

Runoff = 0.79 cfs @ 12.29 hrs, Volume= 0.096 af, Depth> 2.66"

Runoff by SCS TR-20 method, UH=SCS, Weighted-CN, Time Span= 0.01-24.00 hrs, dt= 0.01 hrs
Type III 24-hr 1-Year_TWN Rainfall=2.90"

	Area (sf)	CN	Description
*	18,870	98	Turf
	18,870		100.00% Impervious Area

Tc (min)	Length (feet)	Slope (ft/ft)	Velocity (ft/sec)	Capacity (cfs)	Description
21.2	103	0.0050	0.08		**Sheet Flow, Turf** n= 0.200 P2= 3.45"
1.4	465	0.0050	5.46	9.66	**Pipe Channel, ToOutfall** 18.0" Round Area= 1.8 sf Perim= 4.7' r= 0.38' n= 0.010
22.6	568	Total			

Summary for Reach 1-R: F4-4_Conveyance

Inflow Area = 0.433 ac,100.00% Impervious, Inflow Depth > 2.66" for 1-Year_TWN event
Inflow = 0.79 cfs @ 12.29 hrs, Volume= 0.096 af
Outflow = 0.78 cfs @ 12.34 hrs, Volume= 0.096 af, Atten= 0%, Lag= 3.2 min

Routing by Stor-Ind+Trans method, Time Span= 0.01-24.00 hrs, dt= 0.01 hrs
Max. Velocity= 3.70 fps, Min. Travel Time= 1.6 min
Avg. Velocity = 1.39 fps, Avg. Travel Time= 4.2 min

Peak Storage= 75 cf @ 12.31 hrs
Average Depth at Peak Storage= 0.32'
Bank-Full Depth= 1.00' Flow Area= 0.8 sf, Capacity= 3.64 cfs

12.0" Round Pipe
n= 0.009
Length= 351.7' Slope= 0.0050 '/'
Inlet Invert= 50.89', Outlet Invert= 49.13'

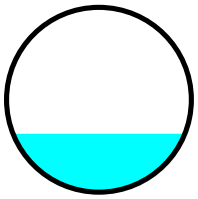

Summary for Reach 2-R: F4-3_Conveyance

Inflow Area = 0.463 ac,100.00% Impervious, Inflow Depth > 2.66" for 1-Year_TWN event
Inflow = 0.85 cfs @ 12.29 hrs, Volume= 0.103 af
Outflow = 0.85 cfs @ 12.31 hrs, Volume= 0.103 af, Atten= 0%, Lag= 1.0 min

Routing by Stor-Ind+Trans method, Time Span= 0.01-24.00 hrs, dt= 0.01 hrs
Max. Velocity= 3.79 fps, Min. Travel Time= 0.6 min
Avg. Velocity = 1.42 fps, Avg. Travel Time= 1.7 min

Peak Storage= 33 cf @ 12.30 hrs
Average Depth at Peak Storage= 0.33'
Bank-Full Depth= 1.00' Flow Area= 0.8 sf, Capacity= 3.65 cfs

12.0" Round Pipe
n= 0.009
Length= 145.0' Slope= 0.0050 '/'
Inlet Invert= 50.89', Outlet Invert= 50.16'

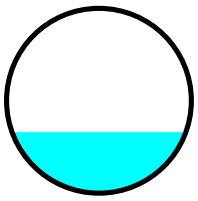

Summary for Reach 3-R: F4-1 Conveyance

Inflow Area = 0.431 ac,100.00% Impervious, Inflow Depth > 2.66" for 1-Year_TWN event
Inflow = 0.80 cfs @ 12.28 hrs, Volume= 0.095 af
Outflow = 0.80 cfs @ 12.30 hrs, Volume= 0.095 af, Atten= 0%, Lag= 1.6 min

Routing by Stor-Ind+Trans method, Time Span= 0.01-24.00 hrs, dt= 0.01 hrs
Max. Velocity= 3.71 fps, Min. Travel Time= 0.8 min
Avg. Velocity = 1.39 fps, Avg. Travel Time= 2.3 min

Peak Storage= 40 cf @ 12.29 hrs
Average Depth at Peak Storage= 0.32'
Bank-Full Depth= 1.00' Flow Area= 0.8 sf, Capacity= 3.64 cfs

12.0" Round Pipe
n= 0.009
Length= 187.8' Slope= 0.0050 '/'
Inlet Invert= 50.89', Outlet Invert= 49.95'

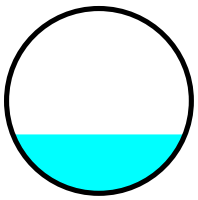

Summary for Reach 3-R,4-R,5-R,6-R: Combined 3-R,4-R,5-R,6-R

Inflow Area = 2.129 ac,100.00% Impervious, Inflow Depth > 2.66" for 1-Year_TWN event
Inflow = 3.73 cfs @ 12.35 hrs, Volume= 0.471 af
Outflow = 3.73 cfs @ 12.35 hrs, Volume= 0.471 af, Atten= 0%, Lag= 0.0 min

Routing by Stor-Ind+Trans method, Time Span= 0.01-24.00 hrs, dt= 0.01 hrs
Max. Velocity= 5.80 fps, Min. Travel Time= 0.0 min
Avg. Velocity = 2.22 fps, Avg. Travel Time= 0.0 min

Peak Storage= 2 cf @ 12.35 hrs
Average Depth at Peak Storage= 0.59'
Bank-Full Depth= 1.50' Flow Area= 1.8 sf, Capacity= 11.47 cfs

18.0" Round Pipe
n= 0.009
Length= 3.5' Slope= 0.0057 '/'
Inlet Invert= 48.69', Outlet Invert= 48.67'

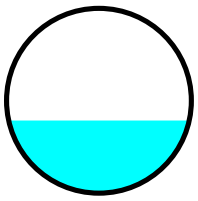

Summary for Reach 4-R: F4-2 COnveyance

Inflow Area = 0.509 ac,100.00% Impervious, Inflow Depth > 2.66" for 1-Year_TWN event
Inflow = 0.93 cfs @ 12.29 hrs, Volume= 0.113 af
Outflow = 0.93 cfs @ 12.31 hrs, Volume= 0.113 af, Atten= 0%, Lag= 1.7 min

Routing by Stor-Ind+Trans method, Time Span= 0.01-24.00 hrs, dt= 0.01 hrs
Max. Velocity= 3.87 fps, Min. Travel Time= 0.8 min
Avg. Velocity = 1.46 fps, Avg. Travel Time= 2.1 min

Peak Storage= 45 cf @ 12.30 hrs
Average Depth at Peak Storage= 0.34'
Bank-Full Depth= 1.00' Flow Area= 0.8 sf, Capacity= 3.64 cfs

12.0" Round Pipe
n= 0.009
Length= 187.9' Slope= 0.0050 '/'
Inlet Invert= 50.89', Outlet Invert= 49.95'

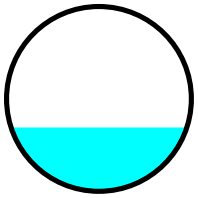

Summary for Reach 4A-5A-R: Combined 4-R & 5-R Conveyance

Inflow Area = 1.201 ac,100.00% Impervious, Inflow Depth > 2.66" for 1-Year_TWN event
Inflow = 2.10 cfs @ 12.34 hrs, Volume= 0.266 af
Outflow = 2.09 cfs @ 12.36 hrs, Volume= 0.266 af, Atten= 0%, Lag= 1.5 min

Routing by Stor-Ind+Trans method, Time Span= 0.01-24.00 hrs, dt= 0.01 hrs
Max. Velocity= 4.77 fps, Min. Travel Time= 0.9 min
Avg. Velocity = 1.83 fps, Avg. Travel Time= 2.3 min

Peak Storage= 112 cf @ 12.35 hrs
Average Depth at Peak Storage= 0.48'
Bank-Full Depth= 1.25' Flow Area= 1.2 sf, Capacity= 6.59 cfs

15.0" Round Pipe
n= 0.009
Length= 254.6' Slope= 0.0050 '/'
Inlet Invert= 49.96', Outlet Invert= 48.69'

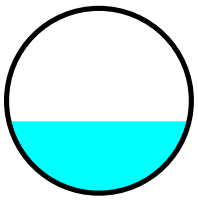

Summary for Reach 5-R: F3-3 Conveyance

Inflow Area = 0.497 ac,100.00% Impervious, Inflow Depth > 2.66" for 1-Year_TWN event
Inflow = 0.86 cfs @ 12.33 hrs, Volume= 0.110 af
Outflow = 0.86 cfs @ 12.35 hrs, Volume= 0.110 af, Atten= 0%, Lag= 1.1 min

Routing by Stor-Ind+Trans method, Time Span= 0.01-24.00 hrs, dt= 0.01 hrs
Max. Velocity= 3.78 fps, Min. Travel Time= 0.6 min
Avg. Velocity = 1.45 fps, Avg. Travel Time= 1.7 min

Peak Storage= 33 cf @ 12.34 hrs
Average Depth at Peak Storage= 0.33'
Bank-Full Depth= 1.00' Flow Area= 0.8 sf, Capacity= 3.63 cfs

12.0" Round Pipe
n= 0.009
Length= 145.0' Slope= 0.0050 '/'
Inlet Invert= 50.77', Outlet Invert= 50.05'

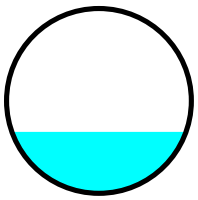

Summary for Reach 6-R: F3-4 Conveyance

Inflow Area = 0.692 ac,100.00% Impervious, Inflow Depth > 2.66" for 1-Year_TWN event
Inflow = 1.18 cfs @ 12.35 hrs, Volume= 0.153 af
Outflow = 1.18 cfs @ 12.37 hrs, Volume= 0.153 af, Atten= 0%, Lag= 0.8 min

Routing by Stor-Ind+Trans method, Time Span= 0.01-24.00 hrs, dt= 0.01 hrs
Max. Velocity= 4.14 fps, Min. Travel Time= 0.6 min
Avg. Velocity = 1.60 fps, Avg. Travel Time= 1.5 min

Peak Storage= 41 cf @ 12.36 hrs
Average Depth at Peak Storage= 0.39'
Bank-Full Depth= 1.00' Flow Area= 0.8 sf, Capacity= 3.65 cfs

12.0" Round Pipe
n= 0.009
Length= 145.3' Slope= 0.0050 '/'
Inlet Invert= 50.77', Outlet Invert= 50.04'

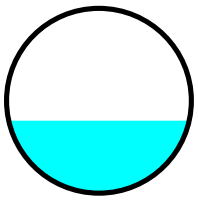

Summary for Reach 7-R: F3-1 Conveyance

Inflow Area = 0.594 ac,100.00% Impervious, Inflow Depth > 2.66" for 1-Year_TWN event
Inflow = 1.02 cfs @ 12.34 hrs, Volume= 0.132 af
Outflow = 1.02 cfs @ 12.36 hrs, Volume= 0.132 af, Atten= 0%, Lag= 1.2 min

Routing by Stor-Ind+Trans method, Time Span= 0.01-24.00 hrs, dt= 0.01 hrs
Max. Velocity= 3.97 fps, Min. Travel Time= 0.8 min
Avg. Velocity = 1.53 fps, Avg. Travel Time= 2.1 min

Peak Storage= 49 cf @ 12.35 hrs
Average Depth at Peak Storage= 0.36'
Bank-Full Depth= 1.00' Flow Area= 0.8 sf, Capacity= 3.63 cfs

12.0" Round Pipe
n= 0.009
Length= 189.0' Slope= 0.0050 '/'
Inlet Invert= 50.77', Outlet Invert= 49.83'



Summary for Reach 8-R: F3-2 Conveyance

Inflow Area = 0.935 ac,100.00% Impervious, Inflow Depth > 2.66" for 1-Year_TWN event
Inflow = 1.56 cfs @ 12.37 hrs, Volume= 0.207 af
Outflow = 1.56 cfs @ 12.41 hrs, Volume= 0.207 af, Atten= 0%, Lag= 2.5 min

Routing by Stor-Ind+Trans method, Time Span= 0.01-24.00 hrs, dt= 0.01 hrs
Max. Velocity= 4.40 fps, Min. Travel Time= 1.7 min
Avg. Velocity = 1.70 fps, Avg. Travel Time= 4.3 min

Peak Storage= 157 cf @ 12.38 hrs
Average Depth at Peak Storage= 0.41'
Bank-Full Depth= 1.25' Flow Area= 1.2 sf, Capacity= 6.60 cfs

15.0" Round Pipe
n= 0.009
Length= 443.4' Slope= 0.0050 '/'
Inlet Invert= 50.77', Outlet Invert= 48.55'

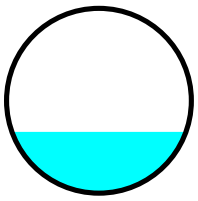

Summary for Pond 1-P: Underground Detention

Inflow Area = 0.896 ac,100.00% Impervious, Inflow Depth > 2.66" for 1-Year_TWN event
Inflow = 1.63 cfs @ 12.32 hrs, Volume= 0.199 af
Outflow = 1.27 cfs @ 12.50 hrs, Volume= 0.199 af, Atten= 22%, Lag= 10.5 min
Primary = 1.27 cfs @ 12.50 hrs, Volume= 0.199 af

Routing by Stor-Ind method, Time Span= 0.01-24.00 hrs, dt= 0.01 hrs / 3
Peak Elev= 48.14' @ 12.50 hrs Surf.Area= 713 sf Storage= 654 cf

Plug-Flow detention time= 4.0 min calculated for 0.199 af (100% of inflow)
Center-of-Mass det. time= 3.8 min (777.9 - 774.0)

Volume	Invert	Avail.Storage	Storage Description
#1	46.90'	1,131 cf	**24.0" Round Pipe Storage** x 4 L= 90.0' S= 0.0025 '/'

Device	Routing	Invert	Outlet Devices
#1	Primary	46.90'	**15.0" Round Culvert** L= 8.4' Ke= 0.500 Inlet / Outlet Invert= 46.90' / 46.86' S= 0.0048 '/' Cc= 0.900 n= 0.009, Flow Area= 1.23 sf
#2	Device 1	46.90'	**12.0" W x 3.0" H Vert. Orifice-2y** C= 0.600
#3	Device 1	48.60'	**Weir, Cv= 2.62 (C= 3.28)** Head (feet) 0.00 1.00 Width (feet) 2.00 2.00

Primary OutFlow Max=1.27 cfs @ 12.50 hrs HW=48.14' (Free Discharge)
└─**1=Culvert** (Passes 1.27 cfs of 3.69 cfs potential flow)
  ├─**2=Orifice-2y** (Orifice Controls 1.27 cfs @ 5.07 fps)
  └─**3=Weir** (Controls 0.00 cfs)

Summary for Pond 2-P: Underground Detention

Inflow Area = 2.129 ac,100.00% Impervious, Inflow Depth > 2.66" for 1-Year_TWN event
Inflow = 3.73 cfs @ 12.35 hrs, Volume= 0.471 af
Outflow = 3.04 cfs @ 12.51 hrs, Volume= 0.471 af, Atten= 19%, Lag= 10.0 min
Primary = 3.04 cfs @ 12.51 hrs, Volume= 0.471 af

Routing by Stor-Ind method, Time Span= 0.01-24.00 hrs, dt= 0.01 hrs / 3
Peak Elev= 47.06' @ 12.51 hrs Surf.Area= 2,060 sf Storage= 1,153 cf

Plug-Flow detention time= 2.2 min calculated for 0.471 af (100% of inflow)
Center-of-Mass det. time= 2.2 min (778.1 - 775.9)

Volume	Invert	Avail.Storage	Storage Description
#1	45.81'	1,100 cf	**24.0" Round Pipe Storage** L= 350.0' S= 0.0025 '/'
#2	46.06'	2,356 cf	**24.0" Round Pipe Storage** x 3 L= 250.0' S= 0.0025 '/'
		3,456 cf	Total Available Storage

Device	Routing	Invert	Outlet Devices
#1	Primary	45.81'	**18.0" Round Culvert** L= 7.4' Ke= 0.500 Inlet / Outlet Invert= 45.81' / 45.77' S= 0.0054 '/' Cc= 0.900 n= 0.009, Flow Area= 1.77 sf
#2	Device 1	45.81'	**20.0" W x 4.4" H Vert. Orifice-2** C= 0.600
#3	Device 1	48.69'	**Custom Weir, Cv= 2.62 (C= 3.28)** Head (feet) 0.00 2.00 Width (feet) 2.00 2.00
#4	Device 1	47.37'	**18.0" W x 6.4" H Vert. Orifice-5-10-25** C= 0.600

Primary OutFlow Max=3.04 cfs @ 12.51 hrs HW=47.06' (Free Discharge)
└─**1=Culvert** (Passes 3.04 cfs of 4.45 cfs potential flow)
  ├─**2=Orifice-2** (Orifice Controls 3.04 cfs @ 4.97 fps)
  ├─**3=Custom Weir** (Controls 0.00 cfs)
  └─**4=Orifice-5-10-25** (Controls 0.00 cfs)

Summary for Pond 3-P: Underground Detention

Inflow Area = 1.529 ac,100.00% Impervious, Inflow Depth > 2.66" for 1-Year_TWN event
Inflow = 2.57 cfs @ 12.39 hrs, Volume= 0.338 af
Outflow = 2.09 cfs @ 12.57 hrs, Volume= 0.338 af, Atten= 18%, Lag= 10.6 min
Primary = 2.09 cfs @ 12.57 hrs, Volume= 0.338 af

Routing by Stor-Ind method, Time Span= 0.01-24.00 hrs, dt= 0.01 hrs / 3

Peak Elev= 47.00' @ 12.57 hrs Surf.Area= 1,486 sf Storage= 872 cf

Plug-Flow detention time= 2.8 min calculated for 0.338 af (100% of inflow)
Center-of-Mass det. time= 2.7 min (781.0 - 778.3)

Volume	Invert	Avail.Storage	Storage Description
#1	45.91'	2,450 cf	**24.0" Round Pipe Storage** x 3 L= 260.0' S= 0.0025 '/'

Device	Routing	Invert	Outlet Devices
#1	Primary	45.91'	**18.0" Round Culvert** L= 56.6' Ke= 0.500 Inlet / Outlet Invert= 45.91' / 45.63' S= 0.0049 '/' Cc= 0.900 n= 0.009, Flow Area= 1.77 sf
#2	Device 1	45.91'	**20.0" W x 3.2" H Vert. Orifice-2** C= 0.600
#3	Device 1	48.56'	**Custom Weir, Cv= 2.62 (C= 3.28)** Head (feet) 0.00 2.00 Width (feet) 2.00 2.00
#4	Device 1	47.33'	**16.0" W x 6.0" H Vert. Orifice-5-10** C= 0.600

Primary OutFlow Max=2.09 cfs @ 12.57 hrs HW=47.00' (Free Discharge)
└─**1=Culvert** (Passes 2.09 cfs of 4.20 cfs potential flow)
  ├─**2=Orifice-2** (Orifice Controls 2.09 cfs @ 4.71 fps)
  ├─**3=Custom Weir** (Controls 0.00 cfs)
  └─**4=Orifice-5-10** (Controls 0.00 cfs)

Summary for Link 1-L: Brothers Brook

Inflow Area = 4.555 ac,100.00% Impervious, Inflow Depth > 2.66" for 1-Year_TWN event
Inflow = 6.39 cfs @ 12.53 hrs, Volume= 1.008 af
Primary = 6.39 cfs @ 12.53 hrs, Volume= 1.008 af, Atten= 0%, Lag= 0.0 min

Primary outflow = Inflow, Time Span= 0.01-24.00 hrs, dt= 0.01 hrs

Fixed water surface Elevation= 46.90'

Summary for Subcatchment 1S: DP-1A

Runoff = 10.95 cfs @ 12.16 hrs, Volume= 0.932 af, Depth> 1.48"

Runoff by SCS TR-20 method, UH=SCS, Weighted-CN, Time Span= 0.01-24.00 hrs, dt= 0.01 hrs
Type III 24-hr 2-Year_TWN Rainfall=3.40"

	Area (sf)	CN	Description
	20,333	60	Woods, Fair, HSG B
*	119,147	98	Synthetic Turf
	240	98	Paved parking, HSG A
	5,562	87	Dirt roads, HSG C
	80,901	61	>75% Grass cover, Good, HSG B
	38,289	73	Woods, Fair, HSG C
	62,736	74	>75% Grass cover, Good, HSG C
	929	80	>75% Grass cover, Good, HSG D
	328,137	79	Weighted Average
	208,750		63.62% Pervious Area
	119,387		36.38% Impervious Area

Tc (min)	Length (feet)	Slope (ft/ft)	Velocity (ft/sec)	Capacity (cfs)	Description
2.4	39	0.6800	0.27		**Sheet Flow, Sheet Flow - Woods Light Underbrush** Woods: Light underbrush n= 0.400 P2= 3.45"
7.3	390	0.0035	0.89		**Shallow Concentrated Flow, Shallow Concentrated Flow - Turf** Grassed Waterway Kv= 15.0 fps
1.4	636	0.0100	7.34	648.39	**Channel Flow, Channel Flow - Woods** Area= 88.3 sf Perim= 77.9' r= 1.13' n= 0.022 Earth, clean & straight
11.1	1,065	Total			

Summary for Subcatchment 2S: DP-2A

Runoff = 3.92 cfs @ 12.39 hrs, Volume= 0.484 af, Depth> 1.22"

Runoff by SCS TR-20 method, UH=SCS, Weighted-CN, Time Span= 0.01-24.00 hrs, dt= 0.01 hrs
Type III 24-hr 2-Year_TWN Rainfall=3.40"

	Area (sf)	CN	Description
	6	98	Unconnected pavement, HSG A
	476	98	Paved parking, HSG A
*	75	98	Synthetic Turf
	18,222	61	>75% Grass cover, Good, HSG B
	159,450	74	>75% Grass cover, Good, HSG C
	340	82	Dirt roads, HSG B
	28,311	87	Dirt roads, HSG C
	206,880	75	Weighted Average
	206,323		99.73% Pervious Area
	557		0.27% Impervious Area
	6		1.08% Unconnected

Tc (min)	Length (feet)	Slope (ft/ft)	Velocity (ft/sec)	Capacity (cfs)	Description
27.0	300	0.0130	0.19		**Sheet Flow, Sheet, Baseball Field** Grass: Short n= 0.150 P2= 3.45"
0.0	16	0.3125	8.39		**Shallow Concentrated Flow, Shallow Conc, Riverbank** Grassed Waterway Kv= 15.0 fps
27.0	316	Total			

Summary for Subcatchment 3S: DP-3A

Runoff = 9.13 cfs @ 12.42 hrs, Volume= 1.153 af, Depth> 2.08"

Runoff by SCS TR-20 method, UH=SCS, Weighted-CN, Time Span= 0.01-24.00 hrs, dt= 0.01 hrs
Type III 24-hr 2-Year_TWN Rainfall=3.40"

	Area (sf)	CN	Description
	14,577	98	Unconnected pavement, HSG A
	110,658	98	Paved parking, HSG A
*	39,653	98	Synthetic Turf
	17	60	Woods, Fair, HSG B
	605	73	Woods, Fair, HSG C
	25,209	61	>75% Grass cover, Good, HSG B
	94,227	74	>75% Grass cover, Good, HSG C
	4,836	87	Dirt roads, HSG C
	289,782	87	Weighted Average
	124,894		43.10% Pervious Area
	164,888		56.90% Impervious Area
	14,577		8.84% Unconnected

Tc (min)	Length (feet)	Slope (ft/ft)	Velocity (ft/sec)	Capacity (cfs)	Description
20.7	122	0.0074	0.10		**Sheet Flow, Sheet, Turf** n= 0.200 P2= 3.45"
6.7	233	0.0068	0.58		**Shallow Concentrated Flow, Shal Conc. Baseball Field** Short Grass Pasture Kv= 7.0 fps
0.4	94	0.0380	3.96		**Shallow Concentrated Flow, Shal. Conc. Baseball Field** Paved Kv= 20.3 fps
0.2	59	0.0120	4.97	3.90	**Pipe Channel, 12" CPP** 12.0" Round Area= 0.8 sf Perim= 3.1' r= 0.25' n= 0.013 Corrugated PE, smooth interior
1.8	531	0.0045	4.83	15.18	**Pipe Channel, 24" CPP** 24.0" Round Area= 3.1 sf Perim= 6.3' r= 0.50' n= 0.013 Corrugated PE, smooth interior
1.0	200	0.0015	3.24	15.89	**Pipe Channel, 30" CPP** 30.0" Round Area= 4.9 sf Perim= 7.9' r= 0.63' n= 0.013 Corrugated PE, smooth interior
30.8	1,239	Total			

Summary for Subcatchment F3-1: Field 3, DA1

Runoff = 1.20 cfs @ 12.34 hrs, Volume= 0.156 af, Depth> 3.16"

Runoff by SCS TR-20 method, UH=SCS, Weighted-CN, Time Span= 0.01-24.00 hrs, dt= 0.01 hrs
Type III 24-hr 2-Year_TWN Rainfall=3.40"

	Area (sf)	CN	Description
*	25,870	98	Turf
	25,870		100.00% Impervious Area

Tc (min)	Length (feet)	Slope (ft/ft)	Velocity (ft/sec)	Capacity (cfs)	Description
25.2	128	0.0050	0.08		**Sheet Flow, Turf** n= 0.200 P2= 3.45"
0.7	243	0.0050	5.46	9.66	**Pipe Channel, ToOutfall** 18.0" Round Area= 1.8 sf Perim= 4.7' r= 0.38' n= 0.010 PVC, smooth interior
25.9	371	Total			

Summary for Subcatchment F3-2: Field 3, DA2

Runoff = 1.84 cfs @ 12.37 hrs, Volume= 0.246 af, Depth> 3.15"

Runoff by SCS TR-20 method, UH=SCS, Weighted-CN, Time Span= 0.01-24.00 hrs, dt= 0.01 hrs
Type III 24-hr 2-Year_TWN Rainfall=3.40"

	Area (sf)	CN	Description
*	40,726	98	Turf
	40,726		100.00% Impervious Area

Tc (min)	Length (feet)	Slope (ft/ft)	Velocity (ft/sec)	Capacity (cfs)	Description
26.0	133	0.0050	0.09		**Sheet Flow, Turf Field** n= 0.200 P2= 3.45"
1.5	498	0.0050	5.46	9.66	**Pipe Channel, To OF1** 18.0" Round Area= 1.8 sf Perim= 4.7' r= 0.38' n= 0.010 PVC, smooth interior
27.5	631	Total			

Summary for Subcatchment F3-3: Field 3, DA3

Runoff = 1.01 cfs @ 12.33 hrs, Volume= 0.131 af, Depth> 3.16"

Runoff by SCS TR-20 method, UH=SCS, Weighted-CN, Time Span= 0.01-24.00 hrs, dt= 0.01 hrs
Type III 24-hr 2-Year_TWN Rainfall=3.40"

	Area (sf)	CN	Description
*	21,667	98	Turf
	21,667		100.00% Impervious Area

Tc (min)	Length (feet)	Slope (ft/ft)	Velocity (ft/sec)	Capacity (cfs)	Description
25.0	127	0.0050	0.08		**Sheet Flow, Turf** n= 0.200 P2= 3.45"
0.5	159	0.0050	5.46	9.66	**Pipe Channel, ToOutfall** 18.0" Round Area= 1.8 sf Perim= 4.7' r= 0.38' n= 0.010 PVC, smooth interior
25.5	286	Total			

Summary for Subcatchment F3-4: Field 3, DA4

Runoff = 1.39 cfs @ 12.35 hrs, Volume= 0.182 af, Depth> 3.15"

Runoff by SCS TR-20 method, UH=SCS, Weighted-CN, Time Span= 0.01-24.00 hrs, dt= 0.01 hrs
Type III 24-hr 2-Year_TWN Rainfall=3.40"

	Area (sf)	CN	Description
*	30,153	98	Turf
	30,153		100.00% Impervious Area

Tc (min)	Length (feet)	Slope (ft/ft)	Velocity (ft/sec)	Capacity (cfs)	Description
25.0	127	0.0050	0.08		**Sheet Flow, Turf** n= 0.200 P2= 3.45"
1.3	415	0.0050	5.46	9.66	**Pipe Channel, ToOutfall** 18.0" Round Area= 1.8 sf Perim= 4.7' r= 0.38' n= 0.010 PVC, smooth interior
26.3	542	Total			

Summary for Subcatchment F4-1: Field 4, DA1

Runoff = 0.94 cfs @ 12.28 hrs, Volume= 0.113 af, Depth> 3.16"

Runoff by SCS TR-20 method, UH=SCS, Weighted-CN, Time Span= 0.01-24.00 hrs, dt= 0.01 hrs
Type III 24-hr 2-Year_TWN Rainfall=3.40"

	Area (sf)	CN	Description
*	18,762	98	Turf
	18,762		100.00% Impervious Area

Tc (min)	Length (feet)	Slope (ft/ft)	Velocity (ft/sec)	Capacity (cfs)	Description
21.2	103	0.0050	0.08		**Sheet Flow, Turf** n= 0.200 P2= 3.45"
0.5	162	0.0050	5.46	9.66	**Pipe Channel, ToOutfall** 18.0" Round Area= 1.8 sf Perim= 4.7' r= 0.38' n= 0.010
21.7	265	Total			

Summary for Subcatchment F4-2: Field 4, DA2

Runoff = 1.09 cfs @ 12.29 hrs, Volume= 0.134 af, Depth> 3.16"

Runoff by SCS TR-20 method, UH=SCS, Weighted-CN, Time Span= 0.01-24.00 hrs, dt= 0.01 hrs
Type III 24-hr 2-Year_TWN Rainfall=3.40"

	Area (sf)	CN	Description
*	22,174	98	Turf
	22,174		100.00% Impervious Area

Tc (min)	Length (feet)	Slope (ft/ft)	Velocity (ft/sec)	Capacity (cfs)	Description
21.2	103	0.0050	0.08		**Sheet Flow, Turf** n= 0.200 P2= 3.45"
1.3	417	0.0050	5.46	9.66	**Pipe Channel, ToOutfall** 18.0" Round Area= 1.8 sf Perim= 4.7' r= 0.38' n= 0.010 PVC, smooth interior
22.5	520	Total			

Summary for Subcatchment F4-3: Field 4, DA3

Runoff = 1.00 cfs @ 12.29 hrs, Volume= 0.122 af, Depth> 3.16"

Runoff by SCS TR-20 method, UH=SCS, Weighted-CN, Time Span= 0.01-24.00 hrs, dt= 0.01 hrs
Type III 24-hr 2-Year_TWN Rainfall=3.40"

	Area (sf)	CN	Description
*	20,180	98	Turf
	20,180		100.00% Impervious Area

Tc (min)	Length (feet)	Slope (ft/ft)	Velocity (ft/sec)	Capacity (cfs)	Description
21.2	103	0.0050	0.08		**Sheet Flow, Turf** n= 0.200 P2= 3.45"
0.8	257	0.0050	5.46	9.66	**Pipe Channel, ToOutfall** 18.0" Round Area= 1.8 sf Perim= 4.7' r= 0.38' n= 0.010
22.0	360	Total			

Summary for Subcatchment F4-4: Field 4, DA4

Runoff = 0.93 cfs @ 12.29 hrs, Volume= 0.114 af, Depth> 3.16"

Runoff by SCS TR-20 method, UH=SCS, Weighted-CN, Time Span= 0.01-24.00 hrs, dt= 0.01 hrs
Type III 24-hr 2-Year_TWN Rainfall=3.40"

	Area (sf)	CN	Description
*	18,870	98	Turf
	18,870		100.00% Impervious Area

Tc (min)	Length (feet)	Slope (ft/ft)	Velocity (ft/sec)	Capacity (cfs)	Description
21.2	103	0.0050	0.08		**Sheet Flow, Turf** n= 0.200 P2= 3.45"
1.4	465	0.0050	5.46	9.66	**Pipe Channel, ToOutfall** 18.0" Round Area= 1.8 sf Perim= 4.7' r= 0.38' n= 0.010
22.6	568	Total			

Summary for Reach 1-R: F4-4_Conveyance

Inflow Area = 0.433 ac,100.00% Impervious, Inflow Depth > 3.16" for 2-Year_TWN event
Inflow = 0.93 cfs @ 12.29 hrs, Volume= 0.114 af
Outflow = 0.92 cfs @ 12.34 hrs, Volume= 0.114 af, Atten= 0%, Lag= 3.1 min

Routing by Stor-Ind+Trans method, Time Span= 0.01-24.00 hrs, dt= 0.01 hrs
Max. Velocity= 3.87 fps, Min. Travel Time= 1.5 min
Avg. Velocity = 1.46 fps, Avg. Travel Time= 4.0 min

Peak Storage= 84 cf @ 12.31 hrs
Average Depth at Peak Storage= 0.34'
Bank-Full Depth= 1.00' Flow Area= 0.8 sf, Capacity= 3.64 cfs

12.0" Round Pipe
n= 0.009
Length= 351.7' Slope= 0.0050 '/'
Inlet Invert= 50.89', Outlet Invert= 49.13'

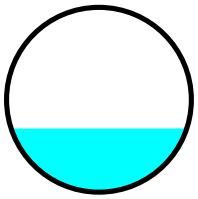

Summary for Reach 2-R: F4-3_Conveyance

Inflow Area = 0.463 ac,100.00% Impervious, Inflow Depth > 3.16" for 2-Year_TWN event
Inflow = 1.00 cfs @ 12.29 hrs, Volume= 0.122 af
Outflow = 1.00 cfs @ 12.31 hrs, Volume= 0.122 af, Atten= 0%, Lag= 1.0 min

Routing by Stor-Ind+Trans method, Time Span= 0.01-24.00 hrs, dt= 0.01 hrs
Max. Velocity= 3.97 fps, Min. Travel Time= 0.6 min
Avg. Velocity = 1.50 fps, Avg. Travel Time= 1.6 min

Peak Storage= 37 cf @ 12.30 hrs
Average Depth at Peak Storage= 0.36'
Bank-Full Depth= 1.00' Flow Area= 0.8 sf, Capacity= 3.65 cfs

12.0" Round Pipe
n= 0.009
Length= 145.0' Slope= 0.0050 '/'
Inlet Invert= 50.89', Outlet Invert= 50.16'



Summary for Reach 3-R: F4-1 Conveyance

Inflow Area = 0.431 ac,100.00% Impervious, Inflow Depth > 3.16" for 2-Year_TWN event
Inflow = 0.94 cfs @ 12.28 hrs, Volume= 0.113 af
Outflow = 0.94 cfs @ 12.30 hrs, Volume= 0.113 af, Atten= 0%, Lag= 1.6 min

Routing by Stor-Ind+Trans method, Time Span= 0.01-24.00 hrs, dt= 0.01 hrs
Max. Velocity= 3.89 fps, Min. Travel Time= 0.8 min
Avg. Velocity = 1.46 fps, Avg. Travel Time= 2.1 min

Peak Storage= 45 cf @ 12.29 hrs
Average Depth at Peak Storage= 0.35'
Bank-Full Depth= 1.00' Flow Area= 0.8 sf, Capacity= 3.64 cfs

12.0" Round Pipe
n= 0.009
Length= 187.8' Slope= 0.0050 '/'
Inlet Invert= 50.89', Outlet Invert= 49.95'



Summary for Reach 3-R,4-R,5-R,6-R: Combined 3-R,4-R,5-R,6-R

Inflow Area = 2.129 ac,100.00% Impervious, Inflow Depth > 3.15" for 2-Year_TWN event
Inflow = 4.39 cfs @ 12.35 hrs, Volume= 0.560 af
Outflow = 4.39 cfs @ 12.35 hrs, Volume= 0.560 af, Atten= 0%, Lag= 0.0 min

Routing by Stor-Ind+Trans method, Time Span= 0.01-24.00 hrs, dt= 0.01 hrs
Max. Velocity= 6.06 fps, Min. Travel Time= 0.0 min
Avg. Velocity = 2.34 fps, Avg. Travel Time= 0.0 min

Peak Storage= 3 cf @ 12.35 hrs
Average Depth at Peak Storage= 0.64'
Bank-Full Depth= 1.50' Flow Area= 1.8 sf, Capacity= 11.47 cfs

18.0" Round Pipe
n= 0.009
Length= 3.5' Slope= 0.0057 '/'
Inlet Invert= 48.69', Outlet Invert= 48.67'

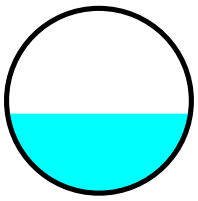

Summary for Reach 4-R: F4-2 COnveyance

Inflow Area = 0.509 ac,100.00% Impervious, Inflow Depth > 3.16" for 2-Year_TWN event
Inflow = 1.09 cfs @ 12.29 hrs, Volume= 0.134 af
Outflow = 1.09 cfs @ 12.31 hrs, Volume= 0.134 af, Atten= 0%, Lag= 1.7 min

Routing by Stor-Ind+Trans method, Time Span= 0.01-24.00 hrs, dt= 0.01 hrs
Max. Velocity= 4.05 fps, Min. Travel Time= 0.8 min
Avg. Velocity = 1.54 fps, Avg. Travel Time= 2.0 min

Peak Storage= 51 cf @ 12.30 hrs
Average Depth at Peak Storage= 0.38'
Bank-Full Depth= 1.00' Flow Area= 0.8 sf, Capacity= 3.64 cfs

12.0" Round Pipe
n= 0.009
Length= 187.9' Slope= 0.0050 '/'
Inlet Invert= 50.89', Outlet Invert= 49.95'



Summary for Reach 4A-5A-R: Combined 4-R & 5-R Conveyance

Inflow Area = 1.201 ac,100.00% Impervious, Inflow Depth > 3.15" for 2-Year_TWN event
Inflow = 2.47 cfs @ 12.34 hrs, Volume= 0.316 af
Outflow = 2.47 cfs @ 12.36 hrs, Volume= 0.316 af, Atten= 0%, Lag= 1.5 min

Routing by Stor-Ind+Trans method, Time Span= 0.01-24.00 hrs, dt= 0.01 hrs
Max. Velocity= 4.98 fps, Min. Travel Time= 0.9 min
Avg. Velocity = 1.93 fps, Avg. Travel Time= 2.2 min

Peak Storage= 126 cf @ 12.35 hrs
Average Depth at Peak Storage= 0.53'
Bank-Full Depth= 1.25' Flow Area= 1.2 sf, Capacity= 6.59 cfs

15.0" Round Pipe
n= 0.009
Length= 254.6' Slope= 0.0050 '/'
Inlet Invert= 49.96', Outlet Invert= 48.69'

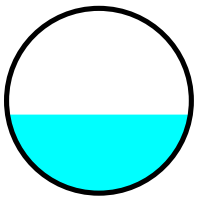

Summary for Reach 5-R: F3-3 Conveyance

Inflow Area = 0.497 ac,100.00% Impervious, Inflow Depth > 3.16" for 2-Year_TWN event
Inflow = 1.01 cfs @ 12.33 hrs, Volume= 0.131 af
Outflow = 1.01 cfs @ 12.35 hrs, Volume= 0.131 af, Atten= 0%, Lag= 1.1 min

Routing by Stor-Ind+Trans method, Time Span= 0.01-24.00 hrs, dt= 0.01 hrs
Max. Velocity= 3.96 fps, Min. Travel Time= 0.6 min
Avg. Velocity = 1.52 fps, Avg. Travel Time= 1.6 min

Peak Storage= 37 cf @ 12.34 hrs
Average Depth at Peak Storage= 0.36'
Bank-Full Depth= 1.00' Flow Area= 0.8 sf, Capacity= 3.63 cfs

12.0" Round Pipe
n= 0.009
Length= 145.0' Slope= 0.0050 '/'
Inlet Invert= 50.77', Outlet Invert= 50.05'



Summary for Reach 6-R: F3-4 Conveyance

Inflow Area = 0.692 ac,100.00% Impervious, Inflow Depth > 3.15" for 2-Year_TWN event
Inflow = 1.39 cfs @ 12.35 hrs, Volume= 0.182 af
Outflow = 1.39 cfs @ 12.37 hrs, Volume= 0.182 af, Atten= 0%, Lag= 0.8 min

Routing by Stor-Ind+Trans method, Time Span= 0.01-24.00 hrs, dt= 0.01 hrs
Max. Velocity= 4.33 fps, Min. Travel Time= 0.6 min
Avg. Velocity = 1.69 fps, Avg. Travel Time= 1.4 min

Peak Storage= 47 cf @ 12.36 hrs
Average Depth at Peak Storage= 0.43'
Bank-Full Depth= 1.00' Flow Area= 0.8 sf, Capacity= 3.65 cfs

12.0" Round Pipe
n= 0.009
Length= 145.3' Slope= 0.0050 '/'
Inlet Invert= 50.77', Outlet Invert= 50.04'

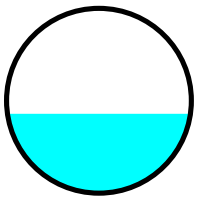

Summary for Reach 7-R: F3-1 Conveyance

Inflow Area = 0.594 ac,100.00% Impervious, Inflow Depth > 3.16" for 2-Year_TWN event
Inflow = 1.20 cfs @ 12.34 hrs, Volume= 0.156 af
Outflow = 1.20 cfs @ 12.36 hrs, Volume= 0.156 af, Atten= 0%, Lag= 1.2 min

Routing by Stor-Ind+Trans method, Time Span= 0.01-24.00 hrs, dt= 0.01 hrs
Max. Velocity= 4.15 fps, Min. Travel Time= 0.8 min
Avg. Velocity = 1.61 fps, Avg. Travel Time= 2.0 min

Peak Storage= 55 cf @ 12.35 hrs
Average Depth at Peak Storage= 0.40'
Bank-Full Depth= 1.00' Flow Area= 0.8 sf, Capacity= 3.63 cfs

12.0" Round Pipe
n= 0.009
Length= 189.0' Slope= 0.0050 '/'
Inlet Invert= 50.77', Outlet Invert= 49.83'

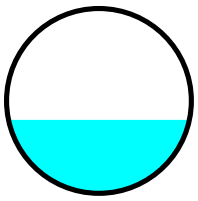

Summary for Reach 8-R: F3-2 Conveyance

Inflow Area = 0.935 ac,100.00% Impervious, Inflow Depth > 3.15" for 2-Year_TWN event
Inflow = 1.84 cfs @ 12.37 hrs, Volume= 0.246 af
Outflow = 1.84 cfs @ 12.41 hrs, Volume= 0.245 af, Atten= 0%, Lag= 2.4 min

Routing by Stor-Ind+Trans method, Time Span= 0.01-24.00 hrs, dt= 0.01 hrs
Max. Velocity= 4.61 fps, Min. Travel Time= 1.6 min
Avg. Velocity = 1.79 fps, Avg. Travel Time= 4.1 min

Peak Storage= 177 cf @ 12.38 hrs
Average Depth at Peak Storage= 0.45'
Bank-Full Depth= 1.25' Flow Area= 1.2 sf, Capacity= 6.60 cfs

15.0" Round Pipe
n= 0.009
Length= 443.4' Slope= 0.0050 '/'
Inlet Invert= 50.77', Outlet Invert= 48.55'



Summary for Pond 1-P: Underground Detention

Inflow Area = 0.896 ac,100.00% Impervious, Inflow Depth > 3.15" for 2-Year_TWN event
Inflow = 1.92 cfs @ 12.32 hrs, Volume= 0.236 af
Outflow = 1.44 cfs @ 12.51 hrs, Volume= 0.236 af, Atten= 25%, Lag= 11.4 min
Primary = 1.44 cfs @ 12.51 hrs, Volume= 0.236 af

Routing by Stor-Ind method, Time Span= 0.01-24.00 hrs, dt= 0.01 hrs / 3
Peak Elev= 48.46' @ 12.51 hrs Surf.Area= 641 sf Storage= 877 cf

Plug-Flow detention time= 4.6 min calculated for 0.236 af (100% of inflow)
Center-of-Mass det. time= 4.4 min (775.0 - 770.6)

Volume	Invert	Avail.Storage	Storage Description
#1	46.90'	1,131 cf	**24.0" Round Pipe Storage** x 4 L= 90.0' S= 0.0025 '/'

Device	Routing	Invert	Outlet Devices
#1	Primary	46.90'	**15.0" Round Culvert** L= 8.4' Ke= 0.500 Inlet / Outlet Invert= 46.90' / 46.86' S= 0.0048 '/' Cc= 0.900 n= 0.009, Flow Area= 1.23 sf
#2	Device 1	46.90'	**12.0" W x 3.0" H Vert. Orifice-2y** C= 0.600
#3	Device 1	48.60'	**Weir, Cv= 2.62 (C= 3.28)** Head (feet) 0.00 1.00 Width (feet) 2.00 2.00

Primary OutFlow Max=1.44 cfs @ 12.51 hrs HW=48.46' (Free Discharge)
└─**1=Culvert** (Passes 1.44 cfs of 5.01 cfs potential flow)
  ├─**2=Orifice-2y** (Orifice Controls 1.44 cfs @ 5.77 fps)
  └─**3=Weir** (Controls 0.00 cfs)

Summary for Pond 2-P: Underground Detention

Inflow Area = 2.129 ac,100.00% Impervious, Inflow Depth > 3.15" for 2-Year_TWN event
Inflow = 4.39 cfs @ 12.35 hrs, Volume= 0.560 af
Outflow = 3.38 cfs @ 12.54 hrs, Volume= 0.559 af, Atten= 23%, Lag= 11.6 min
Primary = 3.38 cfs @ 12.54 hrs, Volume= 0.559 af

Routing by Stor-Ind method, Time Span= 0.01-24.00 hrs, dt= 0.01 hrs / 3
Peak Elev= 47.31' @ 12.54 hrs Surf.Area= 2,148 sf Storage= 1,687 cf

Plug-Flow detention time= 2.9 min calculated for 0.559 af (100% of inflow)
Center-of-Mass det. time= 2.8 min (775.3 - 772.4)

Volume	Invert	Avail.Storage	Storage Description
#1	45.81'	1,100 cf	**24.0" Round Pipe Storage** L= 350.0' S= 0.0025 '/'
#2	46.06'	2,356 cf	**24.0" Round Pipe Storage** x 3 L= 250.0' S= 0.0025 '/'
		3,456 cf	Total Available Storage

Device	Routing	Invert	Outlet Devices
#1	Primary	45.81'	**18.0" Round Culvert** L= 7.4' Ke= 0.500 Inlet / Outlet Invert= 45.81' / 45.77' S= 0.0054 '/' Cc= 0.900 n= 0.009, Flow Area= 1.77 sf
#2	Device 1	45.81'	**20.0" W x 4.4" H Vert. Orifice-2** C= 0.600
#3	Device 1	48.69'	**Custom Weir, Cv= 2.62 (C= 3.28)** Head (feet) 0.00 2.00 Width (feet) 2.00 2.00
#4	Device 1	47.37'	**18.0" W x 6.4" H Vert. Orifice-5-10-25** C= 0.600

Primary OutFlow Max=3.38 cfs @ 12.54 hrs HW=47.31' (Free Discharge)
└─**1=Culvert** (Passes 3.38 cfs of 5.93 cfs potential flow)
  ├─**2=Orifice-2** (Orifice Controls 3.38 cfs @ 5.53 fps)
  ├─**3=Custom Weir** (Controls 0.00 cfs)
  └─**4=Orifice-5-10-25** (Controls 0.00 cfs)

Summary for Pond 3-P: Underground Detention

Inflow Area = 1.529 ac,100.00% Impervious, Inflow Depth > 3.15" for 2-Year_TWN event
Inflow = 3.02 cfs @ 12.39 hrs, Volume= 0.402 af
Outflow = 2.35 cfs @ 12.59 hrs, Volume= 0.401 af, Atten= 22%, Lag= 12.0 min
Primary = 2.35 cfs @ 12.59 hrs, Volume= 0.401 af

Routing by Stor-Ind method, Time Span= 0.01-24.00 hrs, dt= 0.01 hrs / 3

Peak Elev= 47.25' @ 12.59 hrs Surf.Area= 1,532 sf Storage= 1,250 cf

Plug-Flow detention time= 3.4 min calculated for 0.401 af (100% of inflow)
Center-of-Mass det. time= 3.3 min (778.2 - 774.8)

Volume	Invert	Avail.Storage	Storage Description
#1	45.91'	2,450 cf	**24.0" Round Pipe Storage** x 3 L= 260.0' S= 0.0025 '/'

Device	Routing	Invert	Outlet Devices
#1	Primary	45.91'	**18.0" Round Culvert** L= 56.6' Ke= 0.500 Inlet / Outlet Invert= 45.91' / 45.63' S= 0.0049 '/' Cc= 0.900 n= 0.009, Flow Area= 1.77 sf
#2	Device 1	45.91'	**20.0" W x 3.2" H Vert. Orifice-2** C= 0.600
#3	Device 1	48.56'	**Custom Weir, Cv= 2.62 (C= 3.28)** Head (feet) 0.00 2.00 Width (feet) 2.00 2.00
#4	Device 1	47.33'	**16.0" W x 6.0" H Vert. Orifice-5-10** C= 0.600

Primary OutFlow Max=2.35 cfs @ 12.59 hrs HW=47.25' (Free Discharge)
└─**1=Culvert** (Passes 2.35 cfs of 5.75 cfs potential flow)
  ├─**2=Orifice-2** (Orifice Controls 2.35 cfs @ 5.29 fps)
  ├─**3=Custom Weir** (Controls 0.00 cfs)
  └─**4=Orifice-5-10** (Controls 0.00 cfs)

Summary for Link 1-L: Brothers Brook

Inflow Area = 4.555 ac,100.00% Impervious, Inflow Depth > 3.15" for 2-Year_TWN event
Inflow = 7.16 cfs @ 12.55 hrs, Volume= 1.197 af
Primary = 7.16 cfs @ 12.55 hrs, Volume= 1.197 af, Atten= 0%, Lag= 0.0 min

Primary outflow = Inflow, Time Span= 0.01-24.00 hrs, dt= 0.01 hrs

Fixed water surface Elevation= 46.90'

Summary for Subcatchment 1S: DP-1A

Runoff = 16.45 cfs @ 12.15 hrs, Volume= 1.384 af, Depth> 2.20"

Runoff by SCS TR-20 method, UH=SCS, Weighted-CN, Time Span= 0.01-24.00 hrs, dt= 0.01 hrs
Type III 24-hr 5-Year_TWN Rainfall=4.30"

	Area (sf)	CN	Description
	20,333	60	Woods, Fair, HSG B
*	119,147	98	Synthetic Turf
	240	98	Paved parking, HSG A
	5,562	87	Dirt roads, HSG C
	80,901	61	>75% Grass cover, Good, HSG B
	38,289	73	Woods, Fair, HSG C
	62,736	74	>75% Grass cover, Good, HSG C
	929	80	>75% Grass cover, Good, HSG D
	328,137	79	Weighted Average
	208,750		63.62% Pervious Area
	119,387		36.38% Impervious Area

Tc (min)	Length (feet)	Slope (ft/ft)	Velocity (ft/sec)	Capacity (cfs)	Description
2.4	39	0.6800	0.27		**Sheet Flow, Sheet Flow - Woods Light Underbrush** Woods: Light underbrush n= 0.400 P2= 3.45"
7.3	390	0.0035	0.89		**Shallow Concentrated Flow, Shallow Concentrated Flow - Turf** Grassed Waterway Kv= 15.0 fps
1.4	636	0.0100	7.34	648.39	**Channel Flow, Channel Flow - Woods** Area= 88.3 sf Perim= 77.9' r= 1.13' n= 0.022 Earth, clean & straight
11.1	1,065	Total			

Summary for Subcatchment 2S: DP-2A

Runoff = 6.18 cfs @ 12.39 hrs, Volume= 0.745 af, Depth> 1.88"

Runoff by SCS TR-20 method, UH=SCS, Weighted-CN, Time Span= 0.01-24.00 hrs, dt= 0.01 hrs
Type III 24-hr 5-Year_TWN Rainfall=4.30"

	Area (sf)	CN	Description
	6	98	Unconnected pavement, HSG A
	476	98	Paved parking, HSG A
*	75	98	Synthetic Turf
	18,222	61	>75% Grass cover, Good, HSG B
	159,450	74	>75% Grass cover, Good, HSG C
	340	82	Dirt roads, HSG B
	28,311	87	Dirt roads, HSG C
	206,880	75	Weighted Average
	206,323		99.73% Pervious Area
	557		0.27% Impervious Area
	6		1.08% Unconnected

Tc (min)	Length (feet)	Slope (ft/ft)	Velocity (ft/sec)	Capacity (cfs)	Description
27.0	300	0.0130	0.19		**Sheet Flow, Sheet, Baseball Field** Grass: Short n= 0.150 P2= 3.45"
0.0	16	0.3125	8.39		**Shallow Concentrated Flow, Shallow Conc, Riverbank** Grassed Waterway Kv= 15.0 fps
27.0	316	Total			

Summary for Subcatchment 3S: DP-3A

Runoff = 12.63 cfs @ 12.42 hrs, Volume= 1.606 af, Depth> 2.90"

Runoff by SCS TR-20 method, UH=SCS, Weighted-CN, Time Span= 0.01-24.00 hrs, dt= 0.01 hrs
Type III 24-hr 5-Year_TWN Rainfall=4.30"

	Area (sf)	CN	Description
	14,577	98	Unconnected pavement, HSG A
	110,658	98	Paved parking, HSG A
*	39,653	98	Synthetic Turf
	17	60	Woods, Fair, HSG B
	605	73	Woods, Fair, HSG C
	25,209	61	>75% Grass cover, Good, HSG B
	94,227	74	>75% Grass cover, Good, HSG C
	4,836	87	Dirt roads, HSG C
	289,782	87	Weighted Average
	124,894		43.10% Pervious Area
	164,888		56.90% Impervious Area
	14,577		8.84% Unconnected

Tc (min)	Length (feet)	Slope (ft/ft)	Velocity (ft/sec)	Capacity (cfs)	Description
20.7	122	0.0074	0.10		**Sheet Flow, Sheet, Turf** n= 0.200 P2= 3.45"
6.7	233	0.0068	0.58		**Shallow Concentrated Flow, Shal Conc. Baseball Field** Short Grass Pasture Kv= 7.0 fps
0.4	94	0.0380	3.96		**Shallow Concentrated Flow, Shal. Conc. Baseball Field** Paved Kv= 20.3 fps
0.2	59	0.0120	4.97	3.90	**Pipe Channel, 12" CPP** 12.0" Round Area= 0.8 sf Perim= 3.1' r= 0.25' n= 0.013 Corrugated PE, smooth interior
1.8	531	0.0045	4.83	15.18	**Pipe Channel, 24" CPP** 24.0" Round Area= 3.1 sf Perim= 6.3' r= 0.50' n= 0.013 Corrugated PE, smooth interior
1.0	200	0.0015	3.24	15.89	**Pipe Channel, 30" CPP** 30.0" Round Area= 4.9 sf Perim= 7.9' r= 0.63' n= 0.013 Corrugated PE, smooth interior
30.8	1,239	Total			

Summary for Subcatchment F3-1: Field 3, DA1

Runoff = 1.53 cfs @ 12.34 hrs, Volume= 0.200 af, Depth> 4.05"

Runoff by SCS TR-20 method, UH=SCS, Weighted-CN, Time Span= 0.01-24.00 hrs, dt= 0.01 hrs
Type III 24-hr 5-Year_TWN Rainfall=4.30"

	Area (sf)	CN	Description
*	25,870	98	Turf
	25,870		100.00% Impervious Area

Tc (min)	Length (feet)	Slope (ft/ft)	Velocity (ft/sec)	Capacity (cfs)	Description
25.2	128	0.0050	0.08		**Sheet Flow, Turf** n= 0.200 P2= 3.45"
0.7	243	0.0050	5.46	9.66	**Pipe Channel, ToOutfall** 18.0" Round Area= 1.8 sf Perim= 4.7' r= 0.38' n= 0.010 PVC, smooth interior
25.9	371	Total			

Summary for Subcatchment F3-2: Field 3, DA2

Runoff = 2.34 cfs @ 12.37 hrs, Volume= 0.315 af, Depth> 4.05"

Runoff by SCS TR-20 method, UH=SCS, Weighted-CN, Time Span= 0.01-24.00 hrs, dt= 0.01 hrs
Type III 24-hr 5-Year_TWN Rainfall=4.30"

	Area (sf)	CN	Description
*	40,726	98	Turf
	40,726		100.00% Impervious Area

Tc (min)	Length (feet)	Slope (ft/ft)	Velocity (ft/sec)	Capacity (cfs)	Description
26.0	133	0.0050	0.09		**Sheet Flow, Turf Field** n= 0.200 P2= 3.45"
1.5	498	0.0050	5.46	9.66	**Pipe Channel, To OF1** 18.0" Round Area= 1.8 sf Perim= 4.7' r= 0.38' n= 0.010 PVC, smooth interior
27.5	631	Total			

Summary for Subcatchment F3-3: Field 3, DA3

Runoff = 1.29 cfs @ 12.33 hrs, Volume= 0.168 af, Depth> 4.05"

Runoff by SCS TR-20 method, UH=SCS, Weighted-CN, Time Span= 0.01-24.00 hrs, dt= 0.01 hrs
Type III 24-hr 5-Year_TWN Rainfall=4.30"

	Area (sf)	CN	Description
*	21,667	98	Turf
	21,667		100.00% Impervious Area

Tc (min)	Length (feet)	Slope (ft/ft)	Velocity (ft/sec)	Capacity (cfs)	Description
25.0	127	0.0050	0.08		**Sheet Flow, Turf** n= 0.200 P2= 3.45"
0.5	159	0.0050	5.46	9.66	**Pipe Channel, ToOutfall** 18.0" Round Area= 1.8 sf Perim= 4.7' r= 0.38' n= 0.010 PVC, smooth interior
25.5	286	Total			

Summary for Subcatchment F3-4: Field 3, DA4

Runoff = 1.77 cfs @ 12.35 hrs, Volume= 0.234 af, Depth> 4.05"

Runoff by SCS TR-20 method, UH=SCS, Weighted-CN, Time Span= 0.01-24.00 hrs, dt= 0.01 hrs
Type III 24-hr 5-Year_TWN Rainfall=4.30"

	Area (sf)	CN	Description
*	30,153	98	Turf
	30,153		100.00% Impervious Area

Tc (min)	Length (feet)	Slope (ft/ft)	Velocity (ft/sec)	Capacity (cfs)	Description
25.0	127	0.0050	0.08		**Sheet Flow, Turf** n= 0.200 P2= 3.45"
1.3	415	0.0050	5.46	9.66	**Pipe Channel, ToOutfall** 18.0" Round Area= 1.8 sf Perim= 4.7' r= 0.38' n= 0.010 PVC, smooth interior
26.3	542	Total			

Summary for Subcatchment F4-1: Field 4, DA1

Runoff = 1.19 cfs @ 12.28 hrs, Volume= 0.145 af, Depth> 4.05"

Runoff by SCS TR-20 method, UH=SCS, Weighted-CN, Time Span= 0.01-24.00 hrs, dt= 0.01 hrs
Type III 24-hr 5-Year_TWN Rainfall=4.30"

	Area (sf)	CN	Description
*	18,762	98	Turf
	18,762		100.00% Impervious Area

Tc (min)	Length (feet)	Slope (ft/ft)	Velocity (ft/sec)	Capacity (cfs)	Description
21.2	103	0.0050	0.08		**Sheet Flow, Turf** n= 0.200 P2= 3.45"
0.5	162	0.0050	5.46	9.66	**Pipe Channel, ToOutfall** 18.0" Round Area= 1.8 sf Perim= 4.7' r= 0.38' n= 0.010
21.7	265	Total			

Summary for Subcatchment F4-2: Field 4, DA2

Runoff = 1.39 cfs @ 12.28 hrs, Volume= 0.172 af, Depth> 4.05"

Runoff by SCS TR-20 method, UH=SCS, Weighted-CN, Time Span= 0.01-24.00 hrs, dt= 0.01 hrs
Type III 24-hr 5-Year_TWN Rainfall=4.30"

	Area (sf)	CN	Description
*	22,174	98	Turf
	22,174		100.00% Impervious Area

Tc (min)	Length (feet)	Slope (ft/ft)	Velocity (ft/sec)	Capacity (cfs)	Description
21.2	103	0.0050	0.08		**Sheet Flow, Turf** n= 0.200 P2= 3.45"
1.3	417	0.0050	5.46	9.66	**Pipe Channel, ToOutfall** 18.0" Round Area= 1.8 sf Perim= 4.7' r= 0.38' n= 0.010 PVC, smooth interior
22.5	520	Total			

Summary for Subcatchment F4-3: Field 4, DA3

Runoff = 1.28 cfs @ 12.29 hrs, Volume= 0.156 af, Depth> 4.05"

Runoff by SCS TR-20 method, UH=SCS, Weighted-CN, Time Span= 0.01-24.00 hrs, dt= 0.01 hrs
Type III 24-hr 5-Year_TWN Rainfall=4.30"

	Area (sf)	CN	Description
*	20,180	98	Turf
	20,180		100.00% Impervious Area

Tc (min)	Length (feet)	Slope (ft/ft)	Velocity (ft/sec)	Capacity (cfs)	Description
21.2	103	0.0050	0.08		**Sheet Flow, Turf** n= 0.200 P2= 3.45"
0.8	257	0.0050	5.46	9.66	**Pipe Channel, ToOutfall** 18.0" Round Area= 1.8 sf Perim= 4.7' r= 0.38' n= 0.010
22.0	360	Total			

Summary for Subcatchment F4-4: Field 4, DA4

Runoff = 1.18 cfs @ 12.28 hrs, Volume= 0.146 af, Depth> 4.05"

Runoff by SCS TR-20 method, UH=SCS, Weighted-CN, Time Span= 0.01-24.00 hrs, dt= 0.01 hrs
Type III 24-hr 5-Year_TWN Rainfall=4.30"

	Area (sf)	CN	Description
*	18,870	98	Turf
	18,870		100.00% Impervious Area

Tc (min)	Length (feet)	Slope (ft/ft)	Velocity (ft/sec)	Capacity (cfs)	Description
21.2	103	0.0050	0.08		**Sheet Flow, Turf** n= 0.200 P2= 3.45"
1.4	465	0.0050	5.46	9.66	**Pipe Channel, ToOutfall** 18.0" Round Area= 1.8 sf Perim= 4.7' r= 0.38' n= 0.010
22.6	568	Total			

Summary for Reach 1-R: F4-4_Conveyance

Inflow Area = 0.433 ac,100.00% Impervious, Inflow Depth > 4.05" for 5-Year_TWN event
Inflow = 1.18 cfs @ 12.28 hrs, Volume= 0.146 af
Outflow = 1.18 cfs @ 12.33 hrs, Volume= 0.146 af, Atten= 0%, Lag= 3.0 min

Routing by Stor-Ind+Trans method, Time Span= 0.01-24.00 hrs, dt= 0.01 hrs
Max. Velocity= 4.13 fps, Min. Travel Time= 1.4 min
Avg. Velocity = 1.58 fps, Avg. Travel Time= 3.7 min

Peak Storage= 100 cf @ 12.31 hrs
Average Depth at Peak Storage= 0.39'
Bank-Full Depth= 1.00' Flow Area= 0.8 sf, Capacity= 3.64 cfs

12.0" Round Pipe
n= 0.009
Length= 351.7' Slope= 0.0050 '/'
Inlet Invert= 50.89', Outlet Invert= 49.13'

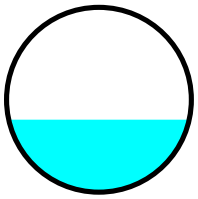

Summary for Reach 2-R: F4-3_Conveyance

Inflow Area = 0.463 ac,100.00% Impervious, Inflow Depth > 4.05" for 5-Year_TWN event
Inflow = 1.28 cfs @ 12.29 hrs, Volume= 0.156 af
Outflow = 1.28 cfs @ 12.31 hrs, Volume= 0.156 af, Atten= 0%, Lag= 0.9 min

Routing by Stor-Ind+Trans method, Time Span= 0.01-24.00 hrs, dt= 0.01 hrs
Max. Velocity= 4.24 fps, Min. Travel Time= 0.6 min
Avg. Velocity = 1.61 fps, Avg. Travel Time= 1.5 min

Peak Storage= 44 cf @ 12.30 hrs
Average Depth at Peak Storage= 0.41'
Bank-Full Depth= 1.00' Flow Area= 0.8 sf, Capacity= 3.65 cfs

12.0" Round Pipe
n= 0.009
Length= 145.0' Slope= 0.0050 '/'
Inlet Invert= 50.89', Outlet Invert= 50.16'

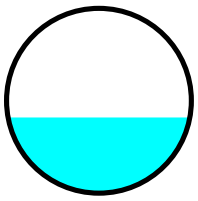

Summary for Reach 3-R: F4-1 Conveyance

Inflow Area = 0.431 ac,100.00% Impervious, Inflow Depth > 4.05" for 5-Year_TWN event
Inflow = 1.19 cfs @ 12.28 hrs, Volume= 0.145 af
Outflow = 1.19 cfs @ 12.30 hrs, Volume= 0.145 af, Atten= 0%, Lag= 1.5 min

Routing by Stor-Ind+Trans method, Time Span= 0.01-24.00 hrs, dt= 0.01 hrs
Max. Velocity= 4.15 fps, Min. Travel Time= 0.8 min
Avg. Velocity = 1.58 fps, Avg. Travel Time= 2.0 min

Peak Storage= 54 cf @ 12.29 hrs
Average Depth at Peak Storage= 0.39'
Bank-Full Depth= 1.00' Flow Area= 0.8 sf, Capacity= 3.64 cfs

12.0" Round Pipe
n= 0.009
Length= 187.8' Slope= 0.0050 '/'
Inlet Invert= 50.89', Outlet Invert= 49.95'

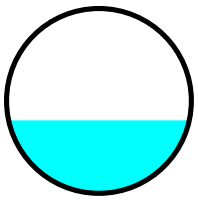

Summary for Reach 3-R,4-R,5-R,6-R: Combined 3-R,4-R,5-R,6-R

Inflow Area = 2.129 ac,100.00% Impervious, Inflow Depth > 4.05" for 5-Year_TWN event
Inflow = 5.58 cfs @ 12.34 hrs, Volume= 0.718 af
Outflow = 5.58 cfs @ 12.34 hrs, Volume= 0.718 af, Atten= 0%, Lag= 0.0 min

Routing by Stor-Ind+Trans method, Time Span= 0.01-24.00 hrs, dt= 0.01 hrs
Max. Velocity= 6.45 fps, Min. Travel Time= 0.0 min
Avg. Velocity = 2.52 fps, Avg. Travel Time= 0.0 min

Peak Storage= 3 cf @ 12.34 hrs
Average Depth at Peak Storage= 0.74'
Bank-Full Depth= 1.50' Flow Area= 1.8 sf, Capacity= 11.47 cfs

18.0" Round Pipe
n= 0.009
Length= 3.5' Slope= 0.0057 '/'
Inlet Invert= 48.69', Outlet Invert= 48.67'

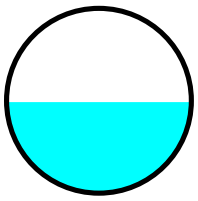

Summary for Reach 4-R: F4-2 COnveyance

Inflow Area = 0.509 ac,100.00% Impervious, Inflow Depth > 4.05" for 5-Year_TWN event
Inflow = 1.39 cfs @ 12.28 hrs, Volume= 0.172 af
Outflow = 1.39 cfs @ 12.31 hrs, Volume= 0.172 af, Atten= 0%, Lag= 1.9 min

Routing by Stor-Ind+Trans method, Time Span= 0.01-24.00 hrs, dt= 0.01 hrs
Max. Velocity= 4.32 fps, Min. Travel Time= 0.7 min
Avg. Velocity = 1.65 fps, Avg. Travel Time= 1.9 min

Peak Storage= 60 cf @ 12.30 hrs
Average Depth at Peak Storage= 0.43'
Bank-Full Depth= 1.00' Flow Area= 0.8 sf, Capacity= 3.64 cfs

12.0" Round Pipe
n= 0.009
Length= 187.9' Slope= 0.0050 '/'
Inlet Invert= 50.89', Outlet Invert= 49.95'

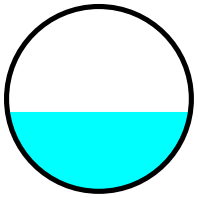

Summary for Reach 4A-5A-R: Combined 4-R & 5-R Conveyance

Inflow Area = 1.201 ac,100.00% Impervious, Inflow Depth > 4.05" for 5-Year_TWN event
Inflow = 3.14 cfs @ 12.34 hrs, Volume= 0.405 af
Outflow = 3.13 cfs @ 12.36 hrs, Volume= 0.405 af, Atten= 0%, Lag= 1.4 min

Routing by Stor-Ind+Trans method, Time Span= 0.01-24.00 hrs, dt= 0.01 hrs
Max. Velocity= 5.30 fps, Min. Travel Time= 0.8 min
Avg. Velocity = 2.08 fps, Avg. Travel Time= 2.0 min

Peak Storage= 151 cf @ 12.35 hrs
Average Depth at Peak Storage= 0.61'
Bank-Full Depth= 1.25' Flow Area= 1.2 sf, Capacity= 6.59 cfs

15.0" Round Pipe
n= 0.009
Length= 254.6' Slope= 0.0050 '/'
Inlet Invert= 49.96', Outlet Invert= 48.69'

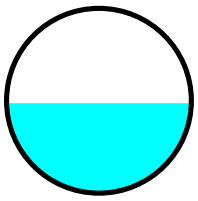

Summary for Reach 5-R: F3-3 Conveyance

Inflow Area = 0.497 ac,100.00% Impervious, Inflow Depth > 4.05" for 5-Year_TWN event
Inflow = 1.29 cfs @ 12.33 hrs, Volume= 0.168 af
Outflow = 1.29 cfs @ 12.34 hrs, Volume= 0.168 af, Atten= 0%, Lag= 1.0 min

Routing by Stor-Ind+Trans method, Time Span= 0.01-24.00 hrs, dt= 0.01 hrs
Max. Velocity= 4.22 fps, Min. Travel Time= 0.6 min
Avg. Velocity = 1.64 fps, Avg. Travel Time= 1.5 min

Peak Storage= 44 cf @ 12.34 hrs
Average Depth at Peak Storage= 0.41'
Bank-Full Depth= 1.00' Flow Area= 0.8 sf, Capacity= 3.63 cfs

12.0" Round Pipe
n= 0.009
Length= 145.0' Slope= 0.0050 '/'
Inlet Invert= 50.77', Outlet Invert= 50.05'

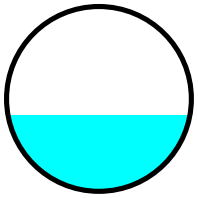

Summary for Reach 6-R: F3-4 Conveyance

Inflow Area = 0.692 ac,100.00% Impervious, Inflow Depth > 4.05" for 5-Year_TWN event
Inflow = 1.77 cfs @ 12.35 hrs, Volume= 0.234 af
Outflow = 1.77 cfs @ 12.36 hrs, Volume= 0.233 af, Atten= 0%, Lag= 0.8 min

Routing by Stor-Ind+Trans method, Time Span= 0.01-24.00 hrs, dt= 0.01 hrs
Max. Velocity= 4.61 fps, Min. Travel Time= 0.5 min
Avg. Velocity = 1.82 fps, Avg. Travel Time= 1.3 min

Peak Storage= 56 cf @ 12.36 hrs
Average Depth at Peak Storage= 0.49'
Bank-Full Depth= 1.00' Flow Area= 0.8 sf, Capacity= 3.65 cfs

12.0" Round Pipe
n= 0.009
Length= 145.3' Slope= 0.0050 '/'
Inlet Invert= 50.77', Outlet Invert= 50.04'

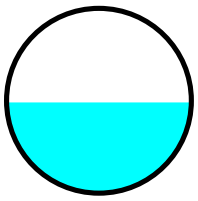

Summary for Reach 7-R: F3-1 Conveyance

Inflow Area = 0.594 ac,100.00% Impervious, Inflow Depth > 4.05" for 5-Year_TWN event
Inflow = 1.53 cfs @ 12.34 hrs, Volume= 0.200 af
Outflow = 1.53 cfs @ 12.36 hrs, Volume= 0.200 af, Atten= 0%, Lag= 1.1 min

Routing by Stor-Ind+Trans method, Time Span= 0.01-24.00 hrs, dt= 0.01 hrs
Max. Velocity= 4.42 fps, Min. Travel Time= 0.7 min
Avg. Velocity = 1.73 fps, Avg. Travel Time= 1.8 min

Peak Storage= 65 cf @ 12.35 hrs
Average Depth at Peak Storage= 0.45'
Bank-Full Depth= 1.00' Flow Area= 0.8 sf, Capacity= 3.63 cfs

12.0" Round Pipe
n= 0.009
Length= 189.0' Slope= 0.0050 '/'
Inlet Invert= 50.77', Outlet Invert= 49.83'

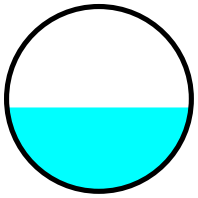

Summary for Reach 8-R: F3-2 Conveyance

Inflow Area = 0.935 ac,100.00% Impervious, Inflow Depth > 4.05" for 5-Year_TWN event
Inflow = 2.34 cfs @ 12.37 hrs, Volume= 0.315 af
Outflow = 2.33 cfs @ 12.40 hrs, Volume= 0.315 af, Atten= 0%, Lag= 2.2 min

Routing by Stor-Ind+Trans method, Time Span= 0.01-24.00 hrs, dt= 0.01 hrs
Max. Velocity= 4.92 fps, Min. Travel Time= 1.5 min
Avg. Velocity = 1.93 fps, Avg. Travel Time= 3.8 min

Peak Storage= 211 cf @ 12.38 hrs
Average Depth at Peak Storage= 0.51'
Bank-Full Depth= 1.25' Flow Area= 1.2 sf, Capacity= 6.60 cfs

15.0" Round Pipe
n= 0.009
Length= 443.4' Slope= 0.0050 '/'
Inlet Invert= 50.77', Outlet Invert= 48.55'

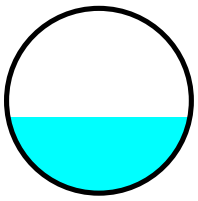

Summary for Pond 1-P: Underground Detention

Inflow Area = 0.896 ac,100.00% Impervious, Inflow Depth > 4.05" for 5-Year_TWN event
Inflow = 2.44 cfs @ 12.32 hrs, Volume= 0.302 af
Outflow = 2.26 cfs @ 12.41 hrs, Volume= 0.302 af, Atten= 8%, Lag= 5.4 min
Primary = 2.26 cfs @ 12.41 hrs, Volume= 0.302 af

Routing by Stor-Ind method, Time Span= 0.01-24.00 hrs, dt= 0.01 hrs / 3
Peak Elev= 48.81' @ 12.41 hrs Surf.Area= 423 sf Storage= 1,071 cf

Plug-Flow detention time= 4.9 min calculated for 0.302 af (100% of inflow)
Center-of-Mass det. time= 4.7 min (770.6 - 765.9)

Volume	Invert	Avail.Storage	Storage Description
#1	46.90'	1,131 cf	**24.0" Round Pipe Storage** x 4 L= 90.0' S= 0.0025 '/'

Device	Routing	Invert	Outlet Devices
#1	Primary	46.90'	**15.0" Round Culvert** L= 8.4' Ke= 0.500 Inlet / Outlet Invert= 46.90' / 46.86' S= 0.0048 '/' Cc= 0.900 n= 0.009, Flow Area= 1.23 sf
#2	Device 1	46.90'	**12.0" W x 3.0" H Vert. Orifice-2y** C= 0.600
#3	Device 1	48.60'	**Weir, Cv= 2.62 (C= 3.28)** Head (feet) 0.00 1.00 Width (feet) 2.00 2.00

Primary OutFlow Max=2.25 cfs @ 12.41 hrs HW=48.81' (Free Discharge)
└─**1=Culvert** (Passes 2.25 cfs of 6.54 cfs potential flow)
  ├─**2=Orifice-2y** (Orifice Controls 1.61 cfs @ 6.44 fps)
  └─**3=Weir** (Weir Controls 0.65 cfs @ 1.51 fps)

Summary for Pond 2-P: Underground Detention

Inflow Area =	2.129 ac,100.00% Impervious, Inflow Depth > 4.05" for 5-Year_TWN event				
Inflow	=	5.58 cfs @	12.34 hrs, Volume=	0.718 af	
Outflow	=	4.61 cfs @	12.50 hrs, Volume=	0.718 af, Atten= 17%, Lag= 9.6 min	
Primary	=	4.61 cfs @	12.50 hrs, Volume=	0.718 af	

Routing by Stor-Ind method, Time Span= 0.01-24.00 hrs, dt= 0.01 hrs / 3
Peak Elev= 47.67' @ 12.50 hrs Surf.Area= 2,004 sf Storage= 2,438 cf

Plug-Flow detention time= 3.5 min calculated for 0.718 af (100% of inflow)
Center-of-Mass det. time= 3.5 min (771.3 - 767.8)

Volume	Invert	Avail.Storage	Storage Description
#1	45.81'	1,100 cf	**24.0" Round Pipe Storage** L= 350.0' S= 0.0025 '/'
#2	46.06'	2,356 cf	**24.0" Round Pipe Storage** x 3 L= 250.0' S= 0.0025 '/'
		3,456 cf	Total Available Storage

Device	Routing	Invert	Outlet Devices
#1	Primary	45.81'	**18.0" Round Culvert** L= 7.4' Ke= 0.500 Inlet / Outlet Invert= 45.81' / 45.77' S= 0.0054 '/' Cc= 0.900 n= 0.009, Flow Area= 1.77 sf
#2	Device 1	45.81'	**20.0" W x 4.4" H Vert. Orifice-2** C= 0.600
#3	Device 1	48.69'	**Custom Weir, Cv= 2.62 (C= 3.28)** Head (feet) 0.00 2.00 Width (feet) 2.00 2.00
#4	Device 1	47.37'	**18.0" W x 6.4" H Vert. Orifice-5-10-25** C= 0.600

Primary OutFlow Max=4.61 cfs @ 12.50 hrs HW=47.67' (Free Discharge)
└─**1=Culvert** (Passes 4.61 cfs of 7.84 cfs potential flow)
  ├─**2=Orifice-2** (Orifice Controls 3.81 cfs @ 6.23 fps)
  ├─**3=Custom Weir** (Controls 0.00 cfs)
  └─**4=Orifice-5-10-25** (Orifice Controls 0.80 cfs @ 1.76 fps)

Summary for Pond 3-P: Underground Detention

Inflow Area =	1.529 ac,100.00% Impervious, Inflow Depth > 4.05" for 5-Year_TWN event				
Inflow	=	3.84 cfs @	12.38 hrs, Volume=	0.515 af	
Outflow	=	3.25 cfs @	12.54 hrs, Volume=	0.515 af, Atten= 15%, Lag= 9.5 min	
Primary	=	3.25 cfs @	12.54 hrs, Volume=	0.515 af	

Routing by Stor-Ind method, Time Span= 0.01-24.00 hrs, dt= 0.01 hrs / 3

Peak Elev= 47.60' @ 12.54 hrs Surf.Area= 1,420 sf Storage= 1,765 cf

Plug-Flow detention time= 4.1 min calculated for 0.515 af (100% of inflow)
Center-of-Mass det. time= 4.0 min (774.1 - 770.2)

Volume	Invert	Avail.Storage	Storage Description
#1	45.91'	2,450 cf	**24.0" Round Pipe Storage** x 3 L= 260.0' S= 0.0025 '/'

Device	Routing	Invert	Outlet Devices
#1	Primary	45.91'	**18.0" Round Culvert** L= 56.6' Ke= 0.500 Inlet / Outlet Invert= 45.91' / 45.63' S= 0.0049 '/' Cc= 0.900 n= 0.009, Flow Area= 1.77 sf
#2	Device 1	45.91'	**20.0" W x 3.2" H Vert. Orifice-2** C= 0.600
#3	Device 1	48.56'	**Custom Weir, Cv= 2.62 (C= 3.28)** Head (feet) 0.00 2.00 Width (feet) 2.00 2.00
#4	Device 1	47.33'	**16.0" W x 6.0" H Vert. Orifice-5-10** C= 0.600

Primary OutFlow Max=3.25 cfs @ 12.54 hrs HW=47.60' (Free Discharge)
└─**1=Culvert** (Passes 3.25 cfs of 7.79 cfs potential flow)
  ├─**2=Orifice-2** (Orifice Controls 2.67 cfs @ 6.00 fps)
  ├─**3=Custom Weir** (Controls 0.00 cfs)
  └─**4=Orifice-5-10** (Orifice Controls 0.59 cfs @ 1.66 fps)

Summary for Link 1-L: Brothers Brook

Inflow Area = 4.555 ac,100.00% Impervious, Inflow Depth > 4.05" for 5-Year_TWN event
Inflow = 9.78 cfs @ 12.50 hrs, Volume= 1.536 af
Primary = 9.78 cfs @ 12.50 hrs, Volume= 1.536 af, Atten= 0%, Lag= 0.0 min

Primary outflow = Inflow, Time Span= 0.01-24.00 hrs, dt= 0.01 hrs

Fixed water surface Elevation= 46.90'

Summary for Subcatchment 1S: DP-1A

Runoff = 21.55 cfs @ 12.15 hrs, Volume= 1.809 af, Depth> 2.88"

Runoff by SCS TR-20 method, UH=SCS, Weighted-CN, Time Span= 0.01-24.00 hrs, dt= 0.01 hrs
Type III 24-hr 10-Year_TWN Rainfall=5.10"

	Area (sf)	CN	Description
	20,333	60	Woods, Fair, HSG B
*	119,147	98	Synthetic Turf
	240	98	Paved parking, HSG A
	5,562	87	Dirt roads, HSG C
	80,901	61	>75% Grass cover, Good, HSG B
	38,289	73	Woods, Fair, HSG C
	62,736	74	>75% Grass cover, Good, HSG C
	929	80	>75% Grass cover, Good, HSG D
	328,137	79	Weighted Average
	208,750		63.62% Pervious Area
	119,387		36.38% Impervious Area

Tc (min)	Length (feet)	Slope (ft/ft)	Velocity (ft/sec)	Capacity (cfs)	Description
2.4	39	0.6800	0.27		**Sheet Flow, Sheet Flow - Woods Light Underbrush** Woods: Light underbrush n= 0.400 P2= 3.45"
7.3	390	0.0035	0.89		**Shallow Concentrated Flow, Shallow Concentrated Flow - Turf** Grassed Waterway Kv= 15.0 fps
1.4	636	0.0100	7.34	648.39	**Channel Flow, Channel Flow - Woods** Area= 88.3 sf Perim= 77.9' r= 1.13' n= 0.022 Earth, clean & straight
11.1	1,065	Total			

Summary for Subcatchment 2S: DP-2A

Runoff = 8.33 cfs @ 12.39 hrs, Volume= 0.996 af, Depth> 2.52"

Runoff by SCS TR-20 method, UH=SCS, Weighted-CN, Time Span= 0.01-24.00 hrs, dt= 0.01 hrs
Type III 24-hr 10-Year_TWN Rainfall=5.10"

	Area (sf)	CN	Description
	6	98	Unconnected pavement, HSG A
	476	98	Paved parking, HSG A
*	75	98	Synthetic Turf
	18,222	61	>75% Grass cover, Good, HSG B
	159,450	74	>75% Grass cover, Good, HSG C
	340	82	Dirt roads, HSG B
	28,311	87	Dirt roads, HSG C
	206,880	75	Weighted Average
	206,323		99.73% Pervious Area
	557		0.27% Impervious Area
	6		1.08% Unconnected

Tc (min)	Length (feet)	Slope (ft/ft)	Velocity (ft/sec)	Capacity (cfs)	Description
27.0	300	0.0130	0.19		**Sheet Flow, Sheet, Baseball Field** Grass: Short n= 0.150 P2= 3.45"
0.0	16	0.3125	8.39		**Shallow Concentrated Flow, Shallow Conc, Riverbank** Grassed Waterway Kv= 15.0 fps
27.0	316	Total			

Summary for Subcatchment 3S: DP-3A

Runoff = 15.76 cfs @ 12.42 hrs, Volume= 2.019 af, Depth> 3.64"

Runoff by SCS TR-20 method, UH=SCS, Weighted-CN, Time Span= 0.01-24.00 hrs, dt= 0.01 hrs
Type III 24-hr 10-Year_TWN Rainfall=5.10"

	Area (sf)	CN	Description
	14,577	98	Unconnected pavement, HSG A
	110,658	98	Paved parking, HSG A
*	39,653	98	Synthetic Turf
	17	60	Woods, Fair, HSG B
	605	73	Woods, Fair, HSG C
	25,209	61	>75% Grass cover, Good, HSG B
	94,227	74	>75% Grass cover, Good, HSG C
	4,836	87	Dirt roads, HSG C
	289,782	87	Weighted Average
	124,894		43.10% Pervious Area
	164,888		56.90% Impervious Area
	14,577		8.84% Unconnected

Tc (min)	Length (feet)	Slope (ft/ft)	Velocity (ft/sec)	Capacity (cfs)	Description
20.7	122	0.0074	0.10		**Sheet Flow, Sheet, Turf** n= 0.200 P2= 3.45"
6.7	233	0.0068	0.58		**Shallow Concentrated Flow, Shal Conc. Baseball Field** Short Grass Pasture Kv= 7.0 fps
0.4	94	0.0380	3.96		**Shallow Concentrated Flow, Shal. Conc. Baseball Field** Paved Kv= 20.3 fps
0.2	59	0.0120	4.97	3.90	**Pipe Channel, 12" CPP** 12.0" Round Area= 0.8 sf Perim= 3.1' r= 0.25' n= 0.013 Corrugated PE, smooth interior
1.8	531	0.0045	4.83	15.18	**Pipe Channel, 24" CPP** 24.0" Round Area= 3.1 sf Perim= 6.3' r= 0.50' n= 0.013 Corrugated PE, smooth interior
1.0	200	0.0015	3.24	15.89	**Pipe Channel, 30" CPP** 30.0" Round Area= 4.9 sf Perim= 7.9' r= 0.63' n= 0.013 Corrugated PE, smooth interior
30.8	1,239	Total			

Summary for Subcatchment F3-1: Field 3, DA1

Runoff = 1.82 cfs @ 12.34 hrs, Volume= 0.240 af, Depth> 4.85"

Runoff by SCS TR-20 method, UH=SCS, Weighted-CN, Time Span= 0.01-24.00 hrs, dt= 0.01 hrs
Type III 24-hr 10-Year_TWN Rainfall=5.10"

	Area (sf)	CN	Description
*	25,870	98	Turf
	25,870		100.00% Impervious Area

Tc (min)	Length (feet)	Slope (ft/ft)	Velocity (ft/sec)	Capacity (cfs)	Description
25.2	128	0.0050	0.08		**Sheet Flow, Turf** n= 0.200 P2= 3.45"
0.7	243	0.0050	5.46	9.66	**Pipe Channel, ToOutfall** 18.0" Round Area= 1.8 sf Perim= 4.7' r= 0.38' n= 0.010 PVC, smooth interior
25.9	371	Total			

Summary for Subcatchment F3-2: Field 3, DA2

Runoff = 2.78 cfs @ 12.37 hrs, Volume= 0.377 af, Depth> 4.84"

Runoff by SCS TR-20 method, UH=SCS, Weighted-CN, Time Span= 0.01-24.00 hrs, dt= 0.01 hrs
Type III 24-hr 10-Year_TWN Rainfall=5.10"

	Area (sf)	CN	Description
*	40,726	98	Turf
	40,726		100.00% Impervious Area

Tc (min)	Length (feet)	Slope (ft/ft)	Velocity (ft/sec)	Capacity (cfs)	Description
26.0	133	0.0050	0.09		**Sheet Flow, Turf Field** n= 0.200 P2= 3.45"
1.5	498	0.0050	5.46	9.66	**Pipe Channel, To OF1** 18.0" Round Area= 1.8 sf Perim= 4.7' r= 0.38' n= 0.010 PVC, smooth interior
27.5	631	Total			

Summary for Subcatchment F3-3: Field 3, DA3

Runoff = 1.53 cfs @ 12.33 hrs, Volume= 0.201 af, Depth> 4.85"

Runoff by SCS TR-20 method, UH=SCS, Weighted-CN, Time Span= 0.01-24.00 hrs, dt= 0.01 hrs
Type III 24-hr 10-Year_TWN Rainfall=5.10"

	Area (sf)	CN	Description
*	21,667	98	Turf
	21,667		100.00% Impervious Area

Tc (min)	Length (feet)	Slope (ft/ft)	Velocity (ft/sec)	Capacity (cfs)	Description
25.0	127	0.0050	0.08		**Sheet Flow, Turf** n= 0.200 P2= 3.45"
0.5	159	0.0050	5.46	9.66	**Pipe Channel, ToOutfall** 18.0" Round Area= 1.8 sf Perim= 4.7' r= 0.38' n= 0.010 PVC, smooth interior
25.5	286	Total			

Summary for Subcatchment F3-4: Field 3, DA4

Runoff = 2.10 cfs @ 12.35 hrs, Volume= 0.279 af, Depth> 4.85"

Runoff by SCS TR-20 method, UH=SCS, Weighted-CN, Time Span= 0.01-24.00 hrs, dt= 0.01 hrs
Type III 24-hr 10-Year_TWN Rainfall=5.10"

	Area (sf)	CN	Description
*	30,153	98	Turf
	30,153		100.00% Impervious Area

Tc (min)	Length (feet)	Slope (ft/ft)	Velocity (ft/sec)	Capacity (cfs)	Description
25.0	127	0.0050	0.08		**Sheet Flow, Turf** n= 0.200 P2= 3.45"
1.3	415	0.0050	5.46	9.66	**Pipe Channel, ToOutfall** 18.0" Round Area= 1.8 sf Perim= 4.7' r= 0.38' n= 0.010 PVC, smooth interior
26.3	542	Total			

Summary for Subcatchment F4-1: Field 4, DA1

Runoff = 1.42 cfs @ 12.28 hrs, Volume= 0.174 af, Depth> 4.85"

Runoff by SCS TR-20 method, UH=SCS, Weighted-CN, Time Span= 0.01-24.00 hrs, dt= 0.01 hrs
Type III 24-hr 10-Year_TWN Rainfall=5.10"

	Area (sf)	CN	Description
*	18,762	98	Turf
	18,762		100.00% Impervious Area

Tc (min)	Length (feet)	Slope (ft/ft)	Velocity (ft/sec)	Capacity (cfs)	Description
21.2	103	0.0050	0.08		**Sheet Flow, Turf** n= 0.200 P2= 3.45"
0.5	162	0.0050	5.46	9.66	**Pipe Channel, ToOutfall** 18.0" Round Area= 1.8 sf Perim= 4.7' r= 0.38' n= 0.010
21.7	265	Total			

Summary for Subcatchment F4-2: Field 4, DA2

Runoff = 1.65 cfs @ 12.28 hrs, Volume= 0.206 af, Depth> 4.85"

Runoff by SCS TR-20 method, UH=SCS, Weighted-CN, Time Span= 0.01-24.00 hrs, dt= 0.01 hrs
Type III 24-hr 10-Year_TWN Rainfall=5.10"

	Area (sf)	CN	Description
*	22,174	98	Turf
	22,174		100.00% Impervious Area

Tc (min)	Length (feet)	Slope (ft/ft)	Velocity (ft/sec)	Capacity (cfs)	Description
21.2	103	0.0050	0.08		**Sheet Flow, Turf** n= 0.200 P2= 3.45"
1.3	417	0.0050	5.46	9.66	**Pipe Channel, ToOutfall** 18.0" Round Area= 1.8 sf Perim= 4.7' r= 0.38' n= 0.010 PVC, smooth interior
22.5	520	Total			

Summary for Subcatchment F4-3: Field 4, DA3

Runoff = 1.52 cfs @ 12.29 hrs, Volume= 0.187 af, Depth> 4.85"

Runoff by SCS TR-20 method, UH=SCS, Weighted-CN, Time Span= 0.01-24.00 hrs, dt= 0.01 hrs
Type III 24-hr 10-Year_TWN Rainfall=5.10"

	Area (sf)	CN	Description
*	20,180	98	Turf
	20,180		100.00% Impervious Area

Tc (min)	Length (feet)	Slope (ft/ft)	Velocity (ft/sec)	Capacity (cfs)	Description
21.2	103	0.0050	0.08		**Sheet Flow, Turf** n= 0.200 P2= 3.45"
0.8	257	0.0050	5.46	9.66	**Pipe Channel, ToOutfall** 18.0" Round Area= 1.8 sf Perim= 4.7' r= 0.38' n= 0.010
22.0	360	Total			

Summary for Subcatchment F4-4: Field 4, DA4

Runoff = 1.40 cfs @ 12.28 hrs, Volume= 0.175 af, Depth> 4.85"

Runoff by SCS TR-20 method, UH=SCS, Weighted-CN, Time Span= 0.01-24.00 hrs, dt= 0.01 hrs
Type III 24-hr 10-Year_TWN Rainfall=5.10"

	Area (sf)	CN	Description
*	18,870	98	Turf
	18,870		100.00% Impervious Area

Tc (min)	Length (feet)	Slope (ft/ft)	Velocity (ft/sec)	Capacity (cfs)	Description
21.2	103	0.0050	0.08		**Sheet Flow, Turf** n= 0.200 P2= 3.45"
1.4	465	0.0050	5.46	9.66	**Pipe Channel, ToOutfall** 18.0" Round Area= 1.8 sf Perim= 4.7' r= 0.38' n= 0.010
22.6	568	Total			

Summary for Reach 1-R: F4-4_Conveyance

Inflow Area = 0.433 ac,100.00% Impervious, Inflow Depth > 4.85" for 10-Year_TWN event
Inflow = 1.40 cfs @ 12.28 hrs, Volume= 0.175 af
Outflow = 1.40 cfs @ 12.33 hrs, Volume= 0.175 af, Atten= 0%, Lag= 2.9 min

Routing by Stor-Ind+Trans method, Time Span= 0.01-24.00 hrs, dt= 0.01 hrs
Max. Velocity= 4.33 fps, Min. Travel Time= 1.4 min
Avg. Velocity = 1.67 fps, Avg. Travel Time= 3.5 min

Peak Storage= 114 cf @ 12.31 hrs
Average Depth at Peak Storage= 0.43'
Bank-Full Depth= 1.00' Flow Area= 0.8 sf, Capacity= 3.64 cfs

12.0" Round Pipe
n= 0.009
Length= 351.7' Slope= 0.0050 '/'
Inlet Invert= 50.89', Outlet Invert= 49.13'

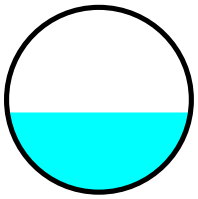

Summary for Reach 2-R: F4-3_Conveyance

Inflow Area = 0.463 ac,100.00% Impervious, Inflow Depth > 4.85" for 10-Year_TWN event
Inflow = 1.52 cfs @ 12.29 hrs, Volume= 0.187 af
Outflow = 1.52 cfs @ 12.30 hrs, Volume= 0.187 af, Atten= 0%, Lag= 0.9 min

Routing by Stor-Ind+Trans method, Time Span= 0.01-24.00 hrs, dt= 0.01 hrs
Max. Velocity= 4.43 fps, Min. Travel Time= 0.5 min
Avg. Velocity = 1.70 fps, Avg. Travel Time= 1.4 min

Peak Storage= 50 cf @ 12.30 hrs
Average Depth at Peak Storage= 0.45'
Bank-Full Depth= 1.00' Flow Area= 0.8 sf, Capacity= 3.65 cfs

12.0" Round Pipe
n= 0.009
Length= 145.0' Slope= 0.0050 '/'
Inlet Invert= 50.89', Outlet Invert= 50.16'

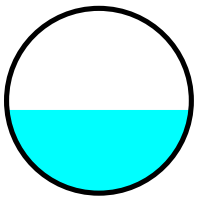

Summary for Reach 3-R: F4-1 Conveyance

Inflow Area = 0.431 ac,100.00% Impervious, Inflow Depth > 4.85" for 10-Year_TWN event
Inflow = 1.42 cfs @ 12.28 hrs, Volume= 0.174 af
Outflow = 1.42 cfs @ 12.30 hrs, Volume= 0.174 af, Atten= 0%, Lag= 1.4 min

Routing by Stor-Ind+Trans method, Time Span= 0.01-24.00 hrs, dt= 0.01 hrs
Max. Velocity= 4.35 fps, Min. Travel Time= 0.7 min
Avg. Velocity = 1.66 fps, Avg. Travel Time= 1.9 min

Peak Storage= 61 cf @ 12.29 hrs
Average Depth at Peak Storage= 0.43'
Bank-Full Depth= 1.00' Flow Area= 0.8 sf, Capacity= 3.64 cfs

12.0" Round Pipe
n= 0.009
Length= 187.8' Slope= 0.0050 '/'
Inlet Invert= 50.89', Outlet Invert= 49.95'

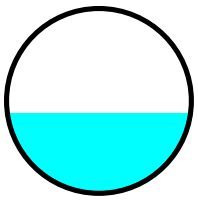

Summary for Reach 3-R,4-R,5-R,6-R: Combined 3-R,4-R,5-R,6-R

Inflow Area = 2.129 ac,100.00% Impervious, Inflow Depth > 4.84" for 10-Year_TWN event
Inflow = 6.64 cfs @ 12.34 hrs, Volume= 0.859 af
Outflow = 6.64 cfs @ 12.34 hrs, Volume= 0.859 af, Atten= 0%, Lag= 0.0 min

Routing by Stor-Ind+Trans method, Time Span= 0.01-24.00 hrs, dt= 0.01 hrs
Max. Velocity= 6.73 fps, Min. Travel Time= 0.0 min
Avg. Velocity = 2.66 fps, Avg. Travel Time= 0.0 min

Peak Storage= 3 cf @ 12.34 hrs
Average Depth at Peak Storage= 0.82'
Bank-Full Depth= 1.50' Flow Area= 1.8 sf, Capacity= 11.47 cfs

18.0" Round Pipe
n= 0.009
Length= 3.5' Slope= 0.0057 '/'
Inlet Invert= 48.69', Outlet Invert= 48.67'

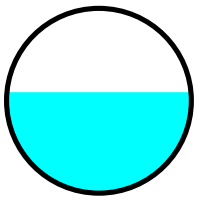

Summary for Reach 4-R: F4-2 COnveyance

Inflow Area = 0.509 ac,100.00% Impervious, Inflow Depth > 4.85" for 10-Year_TWN event
Inflow = 1.65 cfs @ 12.28 hrs, Volume= 0.206 af
Outflow = 1.65 cfs @ 12.31 hrs, Volume= 0.206 af, Atten= 0%, Lag= 1.8 min

Routing by Stor-Ind+Trans method, Time Span= 0.01-24.00 hrs, dt= 0.01 hrs
Max. Velocity= 4.52 fps, Min. Travel Time= 0.7 min
Avg. Velocity = 1.75 fps, Avg. Travel Time= 1.8 min

Peak Storage= 69 cf @ 12.30 hrs
Average Depth at Peak Storage= 0.47'
Bank-Full Depth= 1.00' Flow Area= 0.8 sf, Capacity= 3.64 cfs

12.0" Round Pipe
n= 0.009
Length= 187.9' Slope= 0.0050 '/'
Inlet Invert= 50.89', Outlet Invert= 49.95'

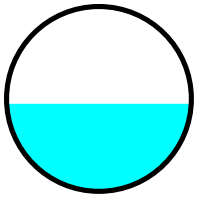

Summary for Reach 4A-5A-R: Combined 4-R & 5-R Conveyance

Inflow Area = 1.201 ac,100.00% Impervious, Inflow Depth > 4.84" for 10-Year_TWN event
Inflow = 3.73 cfs @ 12.34 hrs, Volume= 0.485 af
Outflow = 3.73 cfs @ 12.36 hrs, Volume= 0.485 af, Atten= 0%, Lag= 1.3 min

Routing by Stor-Ind+Trans method, Time Span= 0.01-24.00 hrs, dt= 0.01 hrs
Max. Velocity= 5.53 fps, Min. Travel Time= 0.8 min
Avg. Velocity = 2.19 fps, Avg. Travel Time= 1.9 min

Peak Storage= 171 cf @ 12.34 hrs
Average Depth at Peak Storage= 0.67'
Bank-Full Depth= 1.25' Flow Area= 1.2 sf, Capacity= 6.59 cfs

15.0" Round Pipe
n= 0.009
Length= 254.6' Slope= 0.0050 '/'
Inlet Invert= 49.96', Outlet Invert= 48.69'

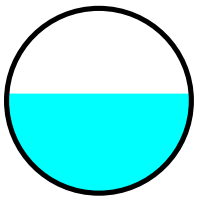

Summary for Reach 5-R: F3-3 Conveyance

Inflow Area = 0.497 ac,100.00% Impervious, Inflow Depth > 4.85" for 10-Year_TWN event
Inflow = 1.53 cfs @ 12.33 hrs, Volume= 0.201 af
Outflow = 1.53 cfs @ 12.34 hrs, Volume= 0.201 af, Atten= 0%, Lag= 1.0 min

Routing by Stor-Ind+Trans method, Time Span= 0.01-24.00 hrs, dt= 0.01 hrs
Max. Velocity= 4.42 fps, Min. Travel Time= 0.5 min
Avg. Velocity = 1.73 fps, Avg. Travel Time= 1.4 min

Peak Storage= 50 cf @ 12.33 hrs
Average Depth at Peak Storage= 0.45'
Bank-Full Depth= 1.00' Flow Area= 0.8 sf, Capacity= 3.63 cfs

12.0" Round Pipe
n= 0.009
Length= 145.0' Slope= 0.0050 '/'
Inlet Invert= 50.77', Outlet Invert= 50.05'

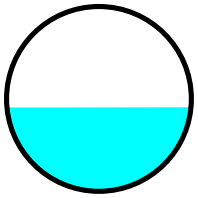

Summary for Reach 6-R: F3-4 Conveyance

Inflow Area = 0.692 ac,100.00% Impervious, Inflow Depth > 4.85" for 10-Year_TWN event
Inflow = 2.10 cfs @ 12.35 hrs, Volume= 0.279 af
Outflow = 2.10 cfs @ 12.36 hrs, Volume= 0.279 af, Atten= 0%, Lag= 0.7 min

Routing by Stor-Ind+Trans method, Time Span= 0.01-24.00 hrs, dt= 0.01 hrs
Max. Velocity= 4.81 fps, Min. Travel Time= 0.5 min
Avg. Velocity = 1.92 fps, Avg. Travel Time= 1.3 min

Peak Storage= 63 cf @ 12.36 hrs
Average Depth at Peak Storage= 0.54'
Bank-Full Depth= 1.00' Flow Area= 0.8 sf, Capacity= 3.65 cfs

12.0" Round Pipe
n= 0.009
Length= 145.3' Slope= 0.0050 '/'
Inlet Invert= 50.77', Outlet Invert= 50.04'

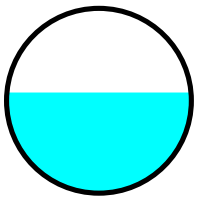

Summary for Reach 7-R: F3-1 Conveyance

Inflow Area = 0.594 ac,100.00% Impervious, Inflow Depth > 4.85" for 10-Year_TWN event
Inflow = 1.82 cfs @ 12.34 hrs, Volume= 0.240 af
Outflow = 1.81 cfs @ 12.36 hrs, Volume= 0.240 af, Atten= 0%, Lag= 1.1 min

Routing by Stor-Ind+Trans method, Time Span= 0.01-24.00 hrs, dt= 0.01 hrs
Max. Velocity= 4.62 fps, Min. Travel Time= 0.7 min
Avg. Velocity = 1.82 fps, Avg. Travel Time= 1.7 min

Peak Storage= 74 cf @ 12.35 hrs
Average Depth at Peak Storage= 0.50'
Bank-Full Depth= 1.00' Flow Area= 0.8 sf, Capacity= 3.63 cfs

12.0" Round Pipe
n= 0.009
Length= 189.0' Slope= 0.0050 '/'
Inlet Invert= 50.77', Outlet Invert= 49.83'

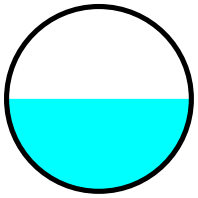

Summary for Reach 8-R: F3-2 Conveyance

Inflow Area = 0.935 ac,100.00% Impervious, Inflow Depth > 4.84" for 10-Year_TWN event
Inflow = 2.78 cfs @ 12.37 hrs, Volume= 0.377 af
Outflow = 2.78 cfs @ 12.40 hrs, Volume= 0.377 af, Atten= 0%, Lag= 2.1 min

Routing by Stor-Ind+Trans method, Time Span= 0.01-24.00 hrs, dt= 0.01 hrs
Max. Velocity= 5.15 fps, Min. Travel Time= 1.4 min
Avg. Velocity = 2.03 fps, Avg. Travel Time= 3.6 min

Peak Storage= 239 cf @ 12.38 hrs
Average Depth at Peak Storage= 0.57'
Bank-Full Depth= 1.25' Flow Area= 1.2 sf, Capacity= 6.60 cfs

15.0" Round Pipe
n= 0.009
Length= 443.4' Slope= 0.0050 '/'
Inlet Invert= 50.77', Outlet Invert= 48.55'

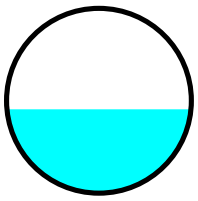

Summary for Pond 1-P: Underground Detention

Inflow Area = 0.896 ac,100.00% Impervious, Inflow Depth > 4.84" for 10-Year_TWN event
Inflow = 2.91 cfs @ 12.32 hrs, Volume= 0.362 af
Outflow = 2.87 cfs @ 12.35 hrs, Volume= 0.362 af, Atten= 1%, Lag= 2.0 min
Primary = 2.87 cfs @ 12.35 hrs, Volume= 0.362 af

Routing by Stor-Ind method, Time Span= 0.01-24.00 hrs, dt= 0.01 hrs / 3
Peak Elev= 48.92' @ 12.35 hrs Surf.Area= 262 sf Storage= 1,110 cf

Plug-Flow detention time= 4.8 min calculated for 0.362 af (100% of inflow)
Center-of-Mass det. time= 4.7 min (767.5 - 762.9)

Volume	Invert	Avail.Storage	Storage Description
#1	46.90'	1,131 cf	**24.0" Round Pipe Storage** x 4 L= 90.0' S= 0.0025 '/'

Device	Routing	Invert	Outlet Devices
#1	Primary	46.90'	**15.0" Round Culvert** L= 8.4' Ke= 0.500 Inlet / Outlet Invert= 46.90' / 46.86' S= 0.0048 '/' Cc= 0.900 n= 0.009, Flow Area= 1.23 sf
#2	Device 1	46.90'	**12.0" W x 3.0" H Vert. Orifice-2y** C= 0.600
#3	Device 1	48.60'	**Weir, Cv= 2.62 (C= 3.28)** Head (feet) 0.00 1.00 Width (feet) 2.00 2.00

Primary OutFlow Max=2.87 cfs @ 12.35 hrs HW=48.92' (Free Discharge)
└─**1=Culvert** (Passes 2.87 cfs of 6.99 cfs potential flow)
  ├─**2=Orifice-2y** (Orifice Controls 1.66 cfs @ 6.64 fps)
  └─**3=Weir** (Weir Controls 1.21 cfs @ 1.87 fps)

Summary for Pond 2-P: Underground Detention

Inflow Area =	2.129 ac,100.00% Impervious, Inflow Depth > 4.84" for 10-Year_TWN event			
Inflow =	6.64 cfs @	12.34 hrs, Volume=	0.859 af	
Outflow =	5.86 cfs @	12.47 hrs, Volume=	0.859 af, Atten= 12%, Lag= 7.5 min	
Primary =	5.86 cfs @	12.47 hrs, Volume=	0.859 af	

Routing by Stor-Ind method, Time Span= 0.01-24.00 hrs, dt= 0.01 hrs / 3
Peak Elev= 47.89' @ 12.47 hrs Surf.Area= 1,707 sf Storage= 2,848 cf

Plug-Flow detention time= 3.7 min calculated for 0.859 af (100% of inflow)
Center-of-Mass det. time= 3.7 min (768.4 - 764.7)

Volume	Invert	Avail.Storage	Storage Description
#1	45.81'	1,100 cf	**24.0" Round Pipe Storage** L= 350.0' S= 0.0025 '/'
#2	46.06'	2,356 cf	**24.0" Round Pipe Storage** x 3 L= 250.0' S= 0.0025 '/'
		3,456 cf	Total Available Storage

Device	Routing	Invert	Outlet Devices
#1	Primary	45.81'	**18.0" Round Culvert** L= 7.4' Ke= 0.500 Inlet / Outlet Invert= 45.81' / 45.77' S= 0.0054 '/' Cc= 0.900 n= 0.009, Flow Area= 1.77 sf
#2	Device 1	45.81'	**20.0" W x 4.4" H Vert. Orifice-2** C= 0.600
#3	Device 1	48.69'	**Custom Weir, Cv= 2.62 (C= 3.28)** Head (feet) 0.00 2.00 Width (feet) 2.00 2.00
#4	Device 1	47.37'	**18.0" W x 6.4" H Vert. Orifice-5-10-25** C= 0.600

Primary OutFlow Max=5.86 cfs @ 12.47 hrs HW=47.89' (Free Discharge)
└─**1=Culvert** (Passes 5.86 cfs of 8.93 cfs potential flow)
  ├─**2=Orifice-2** (Orifice Controls 4.05 cfs @ 6.63 fps)
  ├─**3=Custom Weir** (Controls 0.00 cfs)
  └─**4=Orifice-5-10-25** (Orifice Controls 1.81 cfs @ 2.31 fps)

Summary for Pond 3-P: Underground Detention

Inflow Area =	1.529 ac,100.00% Impervious, Inflow Depth > 4.84" for 10-Year_TWN event			
Inflow =	4.57 cfs @	12.38 hrs, Volume=	0.617 af	
Outflow =	4.15 cfs @	12.50 hrs, Volume=	0.617 af, Atten= 9%, Lag= 7.0 min	
Primary =	4.15 cfs @	12.50 hrs, Volume=	0.617 af	

Routing by Stor-Ind method, Time Span= 0.01-24.00 hrs, dt= 0.01 hrs / 3

Peak Elev= 47.79' @ 12.50 hrs Surf.Area= 1,250 sf Storage= 2,021 cf

Plug-Flow detention time= 4.2 min calculated for 0.616 af (100% of inflow)
Center-of-Mass det. time= 4.1 min (771.2 - 767.1)

Volume	Invert	Avail.Storage	Storage Description
#1	45.91'	2,450 cf	**24.0" Round Pipe Storage** x 3 L= 260.0' S= 0.0025 '/'

Device	Routing	Invert	Outlet Devices
#1	Primary	45.91'	**18.0" Round Culvert** L= 56.6' Ke= 0.500 Inlet / Outlet Invert= 45.91' / 45.63' S= 0.0049 '/' Cc= 0.900 n= 0.009, Flow Area= 1.77 sf
#2	Device 1	45.91'	**20.0" W x 3.2" H Vert. Orifice-2** C= 0.600
#3	Device 1	48.56'	**Custom Weir, Cv= 2.62 (C= 3.28)** Head (feet) 0.00 2.00 Width (feet) 2.00 2.00
#4	Device 1	47.33'	**16.0" W x 6.0" H Vert. Orifice-5-10** C= 0.600

Primary OutFlow Max=4.14 cfs @ 12.50 hrs HW=47.79' (Free Discharge)
└─**1=Culvert** (Passes 4.14 cfs of 8.66 cfs potential flow)
  ├─**2=Orifice-2** (Orifice Controls 2.82 cfs @ 6.36 fps)
  ├─**3=Custom Weir** (Controls 0.00 cfs)
  └─**4=Orifice-5-10** (Orifice Controls 1.32 cfs @ 2.17 fps)

Summary for Link 1-L: Brothers Brook

Inflow Area = 4.555 ac,100.00% Impervious, Inflow Depth > 4.84" for 10-Year_TWN event
Inflow = 12.42 cfs @ 12.46 hrs, Volume= 1.838 af
Primary = 12.42 cfs @ 12.46 hrs, Volume= 1.838 af, Atten= 0%, Lag= 0.0 min

Primary outflow = Inflow, Time Span= 0.01-24.00 hrs, dt= 0.01 hrs

Fixed water surface Elevation= 46.90'

Summary for Subcatchment 1S: DP-1A

Runoff = 38.00 cfs @ 12.15 hrs, Volume= 3.218 af, Depth> 5.13"

Runoff by SCS TR-20 method, UH=SCS, Weighted-CN, Time Span= 0.01-24.00 hrs, dt= 0.01 hrs
Type III 24-hr 50-Year_TWN Rainfall=7.60"

	Area (sf)	CN	Description
	20,333	60	Woods, Fair, HSG B
*	119,147	98	Synthetic Turf
	240	98	Paved parking, HSG A
	5,562	87	Dirt roads, HSG C
	80,901	61	>75% Grass cover, Good, HSG B
	38,289	73	Woods, Fair, HSG C
	62,736	74	>75% Grass cover, Good, HSG C
	929	80	>75% Grass cover, Good, HSG D
	328,137	79	Weighted Average
	208,750		63.62% Pervious Area
	119,387		36.38% Impervious Area

Tc (min)	Length (feet)	Slope (ft/ft)	Velocity (ft/sec)	Capacity (cfs)	Description
2.4	39	0.6800	0.27		**Sheet Flow, Sheet Flow - Woods Light Underbrush** Woods: Light underbrush n= 0.400 P2= 3.45"
7.3	390	0.0035	0.89		**Shallow Concentrated Flow, Shallow Concentrated Flow - Turf** Grassed Waterway Kv= 15.0 fps
1.4	636	0.0100	7.34	648.39	**Channel Flow, Channel Flow - Woods** Area= 88.3 sf Perim= 77.9' r= 1.13' n= 0.022 Earth, clean & straight
11.1	1,065	Total			

Summary for Subcatchment 2S: DP-2A

Runoff = 15.42 cfs @ 12.38 hrs, Volume= 1.843 af, Depth> 4.66"

Runoff by SCS TR-20 method, UH=SCS, Weighted-CN, Time Span= 0.01-24.00 hrs, dt= 0.01 hrs
Type III 24-hr 50-Year_TWN Rainfall=7.60"

	Area (sf)	CN	Description
	6	98	Unconnected pavement, HSG A
	476	98	Paved parking, HSG A
*	75	98	Synthetic Turf
	18,222	61	>75% Grass cover, Good, HSG B
	159,450	74	>75% Grass cover, Good, HSG C
	340	82	Dirt roads, HSG B
	28,311	87	Dirt roads, HSG C
	206,880	75	Weighted Average
	206,323		99.73% Pervious Area
	557		0.27% Impervious Area
	6		1.08% Unconnected

Tc (min)	Length (feet)	Slope (ft/ft)	Velocity (ft/sec)	Capacity (cfs)	Description
27.0	300	0.0130	0.19		**Sheet Flow, Sheet, Baseball Field** Grass: Short n= 0.150 P2= 3.45"
0.0	16	0.3125	8.39		**Shallow Concentrated Flow, Shallow Conc, Riverbank** Grassed Waterway Kv= 15.0 fps
27.0	316	Total			

Summary for Subcatchment 3S: DP-3A

Runoff = 25.52 cfs @ 12.42 hrs, Volume= 3.343 af, Depth> 6.03"

Runoff by SCS TR-20 method, UH=SCS, Weighted-CN, Time Span= 0.01-24.00 hrs, dt= 0.01 hrs
Type III 24-hr 50-Year_TWN Rainfall=7.60"

	Area (sf)	CN	Description
	14,577	98	Unconnected pavement, HSG A
	110,658	98	Paved parking, HSG A
*	39,653	98	Synthetic Turf
	17	60	Woods, Fair, HSG B
	605	73	Woods, Fair, HSG C
	25,209	61	>75% Grass cover, Good, HSG B
	94,227	74	>75% Grass cover, Good, HSG C
	4,836	87	Dirt roads, HSG C
	289,782	87	Weighted Average
	124,894		43.10% Pervious Area
	164,888		56.90% Impervious Area
	14,577		8.84% Unconnected

Tc (min)	Length (feet)	Slope (ft/ft)	Velocity (ft/sec)	Capacity (cfs)	Description
20.7	122	0.0074	0.10		**Sheet Flow, Sheet, Turf** n= 0.200 P2= 3.45"
6.7	233	0.0068	0.58		**Shallow Concentrated Flow, Shal Conc. Baseball Field** Short Grass Pasture Kv= 7.0 fps
0.4	94	0.0380	3.96		**Shallow Concentrated Flow, Shal. Conc. Baseball Field** Paved Kv= 20.3 fps
0.2	59	0.0120	4.97	3.90	**Pipe Channel, 12" CPP** 12.0" Round Area= 0.8 sf Perim= 3.1' r= 0.25' n= 0.013 Corrugated PE, smooth interior
1.8	531	0.0045	4.83	15.18	**Pipe Channel, 24" CPP** 24.0" Round Area= 3.1 sf Perim= 6.3' r= 0.50' n= 0.013 Corrugated PE, smooth interior
1.0	200	0.0015	3.24	15.89	**Pipe Channel, 30" CPP** 30.0" Round Area= 4.9 sf Perim= 7.9' r= 0.63' n= 0.013 Corrugated PE, smooth interior
30.8	1,239	Total			

Summary for Subcatchment F3-1: Field 3, DA1

Runoff = 2.72 cfs @ 12.34 hrs, Volume= 0.363 af, Depth> 7.33"

Runoff by SCS TR-20 method, UH=SCS, Weighted-CN, Time Span= 0.01-24.00 hrs, dt= 0.01 hrs
Type III 24-hr 50-Year_TWN Rainfall=7.60"

	Area (sf)	CN	Description
*	25,870	98	Turf
	25,870		100.00% Impervious Area

Tc (min)	Length (feet)	Slope (ft/ft)	Velocity (ft/sec)	Capacity (cfs)	Description
25.2	128	0.0050	0.08		**Sheet Flow, Turf** n= 0.200 P2= 3.45"
0.7	243	0.0050	5.46	9.66	**Pipe Channel, ToOutfall** 18.0" Round Area= 1.8 sf Perim= 4.7' r= 0.38' n= 0.010 PVC, smooth interior
25.9	371	Total			

Summary for Subcatchment F3-2: Field 3, DA2

Runoff = 4.16 cfs @ 12.37 hrs, Volume= 0.571 af, Depth> 7.33"

Runoff by SCS TR-20 method, UH=SCS, Weighted-CN, Time Span= 0.01-24.00 hrs, dt= 0.01 hrs
Type III 24-hr 50-Year_TWN Rainfall=7.60"

	Area (sf)	CN	Description
*	40,726	98	Turf
	40,726		100.00% Impervious Area

Tc (min)	Length (feet)	Slope (ft/ft)	Velocity (ft/sec)	Capacity (cfs)	Description
26.0	133	0.0050	0.09		**Sheet Flow, Turf Field** n= 0.200 P2= 3.45"
1.5	498	0.0050	5.46	9.66	**Pipe Channel, To OF1** 18.0" Round Area= 1.8 sf Perim= 4.7' r= 0.38' n= 0.010 PVC, smooth interior
27.5	631	Total			

Summary for Subcatchment F3-3: Field 3, DA3

Runoff = 2.29 cfs @ 12.33 hrs, Volume= 0.304 af, Depth> 7.33"

Runoff by SCS TR-20 method, UH=SCS, Weighted-CN, Time Span= 0.01-24.00 hrs, dt= 0.01 hrs
Type III 24-hr 50-Year_TWN Rainfall=7.60"

	Area (sf)	CN	Description
*	21,667	98	Turf
	21,667		100.00% Impervious Area

Tc (min)	Length (feet)	Slope (ft/ft)	Velocity (ft/sec)	Capacity (cfs)	Description
25.0	127	0.0050	0.08		**Sheet Flow, Turf** n= 0.200 P2= 3.45"
0.5	159	0.0050	5.46	9.66	**Pipe Channel, ToOutfall** 18.0" Round Area= 1.8 sf Perim= 4.7' r= 0.38' n= 0.010 PVC, smooth interior
25.5	286	Total			

Summary for Subcatchment F3-4: Field 3, DA4

Runoff = 3.14 cfs @ 12.35 hrs, Volume= 0.423 af, Depth> 7.33"

Runoff by SCS TR-20 method, UH=SCS, Weighted-CN, Time Span= 0.01-24.00 hrs, dt= 0.01 hrs
Type III 24-hr 50-Year_TWN Rainfall=7.60"

	Area (sf)	CN	Description
*	30,153	98	Turf
	30,153		100.00% Impervious Area

Tc (min)	Length (feet)	Slope (ft/ft)	Velocity (ft/sec)	Capacity (cfs)	Description
25.0	127	0.0050	0.08		**Sheet Flow, Turf** n= 0.200 P2= 3.45"
1.3	415	0.0050	5.46	9.66	**Pipe Channel, ToOutfall** 18.0" Round Area= 1.8 sf Perim= 4.7' r= 0.38' n= 0.010 PVC, smooth interior
26.3	542	Total			

Summary for Subcatchment F4-1: Field 4, DA1

Runoff = 2.12 cfs @ 12.28 hrs, Volume= 0.263 af, Depth> 7.34"

Runoff by SCS TR-20 method, UH=SCS, Weighted-CN, Time Span= 0.01-24.00 hrs, dt= 0.01 hrs
Type III 24-hr 50-Year_TWN Rainfall=7.60"

	Area (sf)	CN	Description
*	18,762	98	Turf
	18,762		100.00% Impervious Area

Tc (min)	Length (feet)	Slope (ft/ft)	Velocity (ft/sec)	Capacity (cfs)	Description
21.2	103	0.0050	0.08		**Sheet Flow, Turf** n= 0.200 P2= 3.45"
0.5	162	0.0050	5.46	9.66	**Pipe Channel, ToOutfall** 18.0" Round Area= 1.8 sf Perim= 4.7' r= 0.38' n= 0.010
21.7	265	Total			

Summary for Subcatchment F4-2: Field 4, DA2

Runoff = 2.47 cfs @ 12.28 hrs, Volume= 0.311 af, Depth> 7.34"

Runoff by SCS TR-20 method, UH=SCS, Weighted-CN, Time Span= 0.01-24.00 hrs, dt= 0.01 hrs
Type III 24-hr 50-Year_TWN Rainfall=7.60"

	Area (sf)	CN	Description
*	22,174	98	Turf
	22,174		100.00% Impervious Area

Tc (min)	Length (feet)	Slope (ft/ft)	Velocity (ft/sec)	Capacity (cfs)	Description
21.2	103	0.0050	0.08		**Sheet Flow, Turf** n= 0.200 P2= 3.45"
1.3	417	0.0050	5.46	9.66	**Pipe Channel, ToOutfall** 18.0" Round Area= 1.8 sf Perim= 4.7' r= 0.38' n= 0.010 PVC, smooth interior
22.5	520	Total			

Summary for Subcatchment F4-3: Field 4, DA3

Runoff = 2.27 cfs @ 12.29 hrs, Volume= 0.283 af, Depth> 7.34"

Runoff by SCS TR-20 method, UH=SCS, Weighted-CN, Time Span= 0.01-24.00 hrs, dt= 0.01 hrs
Type III 24-hr 50-Year_TWN Rainfall=7.60"

	Area (sf)	CN	Description
*	20,180	98	Turf
	20,180		100.00% Impervious Area

Tc (min)	Length (feet)	Slope (ft/ft)	Velocity (ft/sec)	Capacity (cfs)	Description
21.2	103	0.0050	0.08		**Sheet Flow, Turf** n= 0.200 P2= 3.45"
0.8	257	0.0050	5.46	9.66	**Pipe Channel, ToOutfall** 18.0" Round Area= 1.8 sf Perim= 4.7' r= 0.38' n= 0.010
22.0	360	Total			

Summary for Subcatchment F4-4: Field 4, DA4

Runoff = 2.10 cfs @ 12.28 hrs, Volume= 0.265 af, Depth> 7.34"

Runoff by SCS TR-20 method, UH=SCS, Weighted-CN, Time Span= 0.01-24.00 hrs, dt= 0.01 hrs
Type III 24-hr 50-Year_TWN Rainfall=7.60"

	Area (sf)	CN	Description
*	18,870	98	Turf
	18,870		100.00% Impervious Area

Tc (min)	Length (feet)	Slope (ft/ft)	Velocity (ft/sec)	Capacity (cfs)	Description
21.2	103	0.0050	0.08		**Sheet Flow, Turf** n= 0.200 P2= 3.45"
1.4	465	0.0050	5.46	9.66	**Pipe Channel, ToOutfall** 18.0" Round Area= 1.8 sf Perim= 4.7' r= 0.38' n= 0.010
22.6	568	Total			

Summary for Reach 1-R: F4-4_Conveyance

Inflow Area = 0.433 ac,100.00% Impervious, Inflow Depth > 7.34" for 50-Year_TWN event
Inflow = 2.10 cfs @ 12.28 hrs, Volume= 0.265 af
Outflow = 2.09 cfs @ 12.33 hrs, Volume= 0.265 af, Atten= 0%, Lag= 2.6 min

Routing by Stor-Ind+Trans method, Time Span= 0.01-24.00 hrs, dt= 0.01 hrs
Max. Velocity= 4.79 fps, Min. Travel Time= 1.2 min
Avg. Velocity = 1.89 fps, Avg. Travel Time= 3.1 min

Peak Storage= 153 cf @ 12.31 hrs
Average Depth at Peak Storage= 0.54'
Bank-Full Depth= 1.00' Flow Area= 0.8 sf, Capacity= 3.64 cfs

12.0" Round Pipe
n= 0.009
Length= 351.7' Slope= 0.0050 '/'
Inlet Invert= 50.89', Outlet Invert= 49.13'

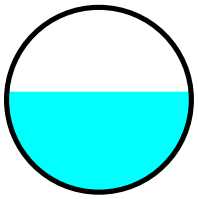

Summary for Reach 2-R: F4-3_Conveyance

Inflow Area = 0.463 ac,100.00% Impervious, Inflow Depth > 7.34" for 50-Year_TWN event
Inflow = 2.27 cfs @ 12.29 hrs, Volume= 0.283 af
Outflow = 2.27 cfs @ 12.30 hrs, Volume= 0.283 af, Atten= 0%, Lag= 0.8 min

Routing by Stor-Ind+Trans method, Time Span= 0.01-24.00 hrs, dt= 0.01 hrs
Max. Velocity= 4.90 fps, Min. Travel Time= 0.5 min
Avg. Velocity = 1.93 fps, Avg. Travel Time= 1.3 min

Peak Storage= 67 cf @ 12.30 hrs
Average Depth at Peak Storage= 0.57'
Bank-Full Depth= 1.00' Flow Area= 0.8 sf, Capacity= 3.65 cfs

12.0" Round Pipe
n= 0.009
Length= 145.0' Slope= 0.0050 '/'
Inlet Invert= 50.89', Outlet Invert= 50.16'

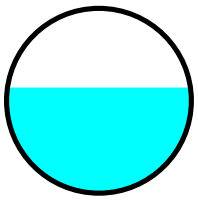

Summary for Reach 3-R: F4-1 Conveyance

Inflow Area = 0.431 ac,100.00% Impervious, Inflow Depth > 7.34" for 50-Year_TWN event
Inflow = 2.12 cfs @ 12.28 hrs, Volume= 0.263 af
Outflow = 2.12 cfs @ 12.30 hrs, Volume= 0.263 af, Atten= 0%, Lag= 1.3 min

Routing by Stor-Ind+Trans method, Time Span= 0.01-24.00 hrs, dt= 0.01 hrs
Max. Velocity= 4.81 fps, Min. Travel Time= 0.7 min
Avg. Velocity = 1.88 fps, Avg. Travel Time= 1.7 min

Peak Storage= 83 cf @ 12.29 hrs
Average Depth at Peak Storage= 0.55'
Bank-Full Depth= 1.00' Flow Area= 0.8 sf, Capacity= 3.64 cfs

12.0" Round Pipe
n= 0.009
Length= 187.8' Slope= 0.0050 '/'
Inlet Invert= 50.89', Outlet Invert= 49.95'

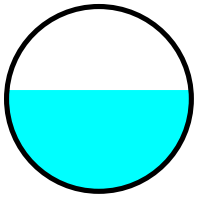

Summary for Reach 3-R,4-R,5-R,6-R: Combined 3-R,4-R,5-R,6-R

Inflow Area = 2.129 ac,100.00% Impervious, Inflow Depth > 7.33" for 50-Year_TWN event
Inflow = 9.93 cfs @ 12.34 hrs, Volume= 1.301 af
Outflow = 9.93 cfs @ 12.34 hrs, Volume= 1.301 af, Atten= 0%, Lag= 0.0 min

Routing by Stor-Ind+Trans method, Time Span= 0.01-24.00 hrs, dt= 0.01 hrs
Max. Velocity= 7.31 fps, Min. Travel Time= 0.0 min
Avg. Velocity = 3.01 fps, Avg. Travel Time= 0.0 min

Peak Storage= 5 cf @ 12.34 hrs
Average Depth at Peak Storage= 1.08'
Bank-Full Depth= 1.50' Flow Area= 1.8 sf, Capacity= 11.47 cfs

18.0" Round Pipe
n= 0.009
Length= 3.5' Slope= 0.0057 '/'
Inlet Invert= 48.69', Outlet Invert= 48.67'



Summary for Reach 4-R: F4-2 COnveyance

Inflow Area = 0.509 ac,100.00% Impervious, Inflow Depth > 7.34" for 50-Year_TWN event
Inflow = 2.47 cfs @ 12.28 hrs, Volume= 0.311 af
Outflow = 2.47 cfs @ 12.31 hrs, Volume= 0.311 af, Atten= 0%, Lag= 1.4 min

Routing by Stor-Ind+Trans method, Time Span= 0.01-24.00 hrs, dt= 0.01 hrs
Max. Velocity= 4.98 fps, Min. Travel Time= 0.6 min
Avg. Velocity = 1.98 fps, Avg. Travel Time= 1.6 min

Peak Storage= 93 cf @ 12.30 hrs
Average Depth at Peak Storage= 0.60'
Bank-Full Depth= 1.00' Flow Area= 0.8 sf, Capacity= 3.64 cfs

12.0" Round Pipe
n= 0.009
Length= 187.9' Slope= 0.0050 '/'
Inlet Invert= 50.89', Outlet Invert= 49.95'

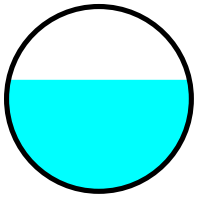

Summary for Reach 4A-5A-R: Combined 4-R & 5-R Conveyance

Inflow Area = 1.201 ac,100.00% Impervious, Inflow Depth > 7.33" for 50-Year_TWN event
Inflow = 5.58 cfs @ 12.33 hrs, Volume= 0.734 af
Outflow = 5.57 cfs @ 12.36 hrs, Volume= 0.734 af, Atten= 0%, Lag= 1.3 min

Routing by Stor-Ind+Trans method, Time Span= 0.01-24.00 hrs, dt= 0.01 hrs
Max. Velocity= 6.02 fps, Min. Travel Time= 0.7 min
Avg. Velocity = 2.48 fps, Avg. Travel Time= 1.7 min

Peak Storage= 236 cf @ 12.34 hrs
Average Depth at Peak Storage= 0.88'
Bank-Full Depth= 1.25' Flow Area= 1.2 sf, Capacity= 6.59 cfs

15.0" Round Pipe
n= 0.009
Length= 254.6' Slope= 0.0050 '/'
Inlet Invert= 49.96', Outlet Invert= 48.69'



Summary for Reach 5-R: F3-3 Conveyance

Inflow Area = 0.497 ac,100.00% Impervious, Inflow Depth > 7.33" for 50-Year_TWN event
Inflow = 2.29 cfs @ 12.33 hrs, Volume= 0.304 af
Outflow = 2.29 cfs @ 12.34 hrs, Volume= 0.304 af, Atten= 0%, Lag= 0.9 min

Routing by Stor-Ind+Trans method, Time Span= 0.01-24.00 hrs, dt= 0.01 hrs
Max. Velocity= 4.88 fps, Min. Travel Time= 0.5 min
Avg. Velocity = 1.96 fps, Avg. Travel Time= 1.2 min

Peak Storage= 68 cf @ 12.33 hrs
Average Depth at Peak Storage= 0.58'
Bank-Full Depth= 1.00' Flow Area= 0.8 sf, Capacity= 3.63 cfs

12.0" Round Pipe
n= 0.009
Length= 145.0' Slope= 0.0050 '/'
Inlet Invert= 50.77', Outlet Invert= 50.05'

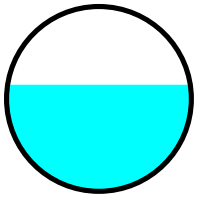

Summary for Reach 6-R: F3-4 Conveyance

Inflow Area = 0.692 ac,100.00% Impervious, Inflow Depth > 7.33" for 50-Year_TWN event
Inflow = 3.14 cfs @ 12.35 hrs, Volume= 0.423 af
Outflow = 3.14 cfs @ 12.36 hrs, Volume= 0.423 af, Atten= 0%, Lag= 0.7 min

Routing by Stor-Ind+Trans method, Time Span= 0.01-24.00 hrs, dt= 0.01 hrs
Max. Velocity= 5.22 fps, Min. Travel Time= 0.5 min
Avg. Velocity = 2.17 fps, Avg. Travel Time= 1.1 min

Peak Storage= 87 cf @ 12.36 hrs
Average Depth at Peak Storage= 0.72'
Bank-Full Depth= 1.00' Flow Area= 0.8 sf, Capacity= 3.65 cfs

12.0" Round Pipe
n= 0.009
Length= 145.3' Slope= 0.0050 '/'
Inlet Invert= 50.77', Outlet Invert= 50.04'



Summary for Reach 7-R: F3-1 Conveyance

Inflow Area = 0.594 ac,100.00% Impervious, Inflow Depth > 7.33" for 50-Year_TWN event
Inflow = 2.72 cfs @ 12.34 hrs, Volume= 0.363 af
Outflow = 2.71 cfs @ 12.36 hrs, Volume= 0.363 af, Atten= 0%, Lag= 1.0 min

Routing by Stor-Ind+Trans method, Time Span= 0.01-24.00 hrs, dt= 0.01 hrs
Max. Velocity= 5.07 fps, Min. Travel Time= 0.6 min
Avg. Velocity = 2.07 fps, Avg. Travel Time= 1.5 min

Peak Storage= 101 cf @ 12.35 hrs
Average Depth at Peak Storage= 0.64'
Bank-Full Depth= 1.00' Flow Area= 0.8 sf, Capacity= 3.63 cfs

12.0" Round Pipe
n= 0.009
Length= 189.0' Slope= 0.0050 '/'
Inlet Invert= 50.77', Outlet Invert= 49.83'

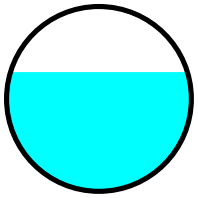

Summary for Reach 8-R: F3-2 Conveyance

Inflow Area = 0.935 ac,100.00% Impervious, Inflow Depth > 7.33" for 50-Year_TWN event
Inflow = 4.16 cfs @ 12.37 hrs, Volume= 0.571 af
Outflow = 4.15 cfs @ 12.40 hrs, Volume= 0.571 af, Atten= 0%, Lag= 1.9 min

Routing by Stor-Ind+Trans method, Time Span= 0.01-24.00 hrs, dt= 0.01 hrs
Max. Velocity= 5.69 fps, Min. Travel Time= 1.3 min
Avg. Velocity = 2.30 fps, Avg. Travel Time= 3.2 min

Peak Storage= 324 cf @ 12.38 hrs
Average Depth at Peak Storage= 0.72'
Bank-Full Depth= 1.25' Flow Area= 1.2 sf, Capacity= 6.60 cfs

15.0" Round Pipe
n= 0.009
Length= 443.4' Slope= 0.0050 '/'
Inlet Invert= 50.77', Outlet Invert= 48.55'



Summary for Pond 1-P: Underground Detention

Inflow Area = 0.896 ac,100.00% Impervious, Inflow Depth > 7.33" for 50-Year_TWN event
Inflow = 4.35 cfs @ 12.31 hrs, Volume= 0.548 af
Outflow = 4.35 cfs @ 12.31 hrs, Volume= 0.548 af, Atten= 0%, Lag= 0.1 min
Primary = 4.35 cfs @ 12.31 hrs, Volume= 0.548 af

Routing by Stor-Ind method, Time Span= 0.01-24.00 hrs, dt= 0.01 hrs / 3
Peak Elev= 49.14' @ 12.31 hrs Surf.Area= 0 sf Storage= 1,131 cf

Plug-Flow detention time= 4.5 min calculated for 0.548 af (100% of inflow)
Center-of-Mass det. time= 4.3 min (761.2 - 756.8)

Volume	Invert	Avail.Storage	Storage Description
#1	46.90'	1,131 cf	**24.0" Round Pipe Storage** x 4 L= 90.0' S= 0.0025 '/'

Device	Routing	Invert	Outlet Devices
#1	Primary	46.90'	**15.0" Round Culvert** L= 8.4' Ke= 0.500 Inlet / Outlet Invert= 46.90' / 46.86' S= 0.0048 '/' Cc= 0.900 n= 0.009, Flow Area= 1.23 sf
#2	Device 1	46.90'	**12.0" W x 3.0" H Vert. Orifice-2y** C= 0.600
#3	Device 1	48.60'	**Weir, Cv= 2.62 (C= 3.28)** Head (feet) 0.00 1.00 Width (feet) 2.00 2.00

Primary OutFlow Max=4.35 cfs @ 12.31 hrs HW=49.14' (Free Discharge)
└─**1=Culvert** (Passes 4.35 cfs of 7.51 cfs potential flow)
  ├─**2=Orifice-2y** (Orifice Controls 1.75 cfs @ 7.00 fps)
  └─**3=Weir** (Weir Controls 2.60 cfs @ 2.41 fps)

Summary for Pond 2-P: Underground Detention

Inflow Area = 2.129 ac,100.00% Impervious, Inflow Depth > 7.33" for 50-Year_TWN event
Inflow = 9.93 cfs @ 12.34 hrs, Volume= 1.301 af
Outflow = 10.39 cfs @ 12.35 hrs, Volume= 1.300 af, Atten= 0%, Lag= 0.5 min
Primary = 10.39 cfs @ 12.35 hrs, Volume= 1.300 af

Routing by Stor-Ind method, Time Span= 0.01-24.00 hrs, dt= 0.01 hrs / 3
Peak Elev= 48.96' @ 12.35 hrs Surf.Area= 0 sf Storage= 3,456 cf

Plug-Flow detention time= 4.1 min calculated for 1.300 af (100% of inflow)
Center-of-Mass det. time= 3.8 min (762.5 - 758.7)

Volume	Invert	Avail.Storage	Storage Description
#1	45.81'	1,100 cf	**24.0" Round Pipe Storage** L= 350.0' S= 0.0025 '/'
#2	46.06'	2,356 cf	**24.0" Round Pipe Storage** x 3 L= 250.0' S= 0.0025 '/'
		3,456 cf	Total Available Storage

Device	Routing	Invert	Outlet Devices
#1	Primary	45.81'	**18.0" Round Culvert** L= 7.4' Ke= 0.500 Inlet / Outlet Invert= 45.81' / 45.77' S= 0.0054 '/' Cc= 0.900 n= 0.009, Flow Area= 1.77 sf
#2	Device 1	45.81'	**20.0" W x 4.4" H Vert. Orifice-2** C= 0.600
#3	Device 1	48.69'	**Custom Weir, Cv= 2.62 (C= 3.28)** Head (feet) 0.00 2.00 Width (feet) 2.00 2.00
#4	Device 1	47.37'	**18.0" W x 6.4" H Vert. Orifice-5-10-25** C= 0.600

Primary OutFlow Max=10.37 cfs @ 12.35 hrs HW=48.96' (Free Discharge)
└─**1=Culvert** (Passes 10.37 cfs of 13.17 cfs potential flow)
  ├─**2=Orifice-2** (Orifice Controls 5.06 cfs @ 8.29 fps)
  ├─**3=Custom Weir** (Weir Controls 0.90 cfs @ 1.69 fps)
  └─**4=Orifice-5-10-25** (Orifice Controls 4.42 cfs @ 5.52 fps)

Summary for Pond 3-P: Underground Detention

Inflow Area = 1.529 ac,100.00% Impervious, Inflow Depth > 7.33" for 50-Year_TWN event
Inflow = 6.84 cfs @ 12.38 hrs, Volume= 0.934 af
Outflow = 6.89 cfs @ 12.37 hrs, Volume= 0.934 af, Atten= 0%, Lag= 0.0 min
Primary = 6.89 cfs @ 12.37 hrs, Volume= 0.934 af

Routing by Stor-Ind method, Time Span= 0.01-24.00 hrs, dt= 0.01 hrs / 3

Peak Elev= 48.64' @ 12.37 hrs Surf.Area= 0 sf Storage= 2,450 cf

Plug-Flow detention time= 4.1 min calculated for 0.934 af (100% of inflow)
Center-of-Mass det. time= 4.1 min (765.1 - 761.0)

Volume	Invert	Avail.Storage	Storage Description
#1	45.91'	2,450 cf	**24.0" Round Pipe Storage** x 3 L= 260.0' S= 0.0025 '/'

Device	Routing	Invert	Outlet Devices
#1	Primary	45.91'	**18.0" Round Culvert** L= 56.6' Ke= 0.500 Inlet / Outlet Invert= 45.91' / 45.63' S= 0.0049 '/' Cc= 0.900 n= 0.009, Flow Area= 1.77 sf
#2	Device 1	45.91'	**20.0" W x 3.2" H Vert. Orifice-2** C= 0.600
#3	Device 1	48.56'	**Custom Weir, Cv= 2.62 (C= 3.28)** Head (feet) 0.00 2.00 Width (feet) 2.00 2.00
#4	Device 1	47.33'	**16.0" W x 6.0" H Vert. Orifice-5-10** C= 0.600

Primary OutFlow Max=6.89 cfs @ 12.37 hrs HW=48.64' (Free Discharge)
└─**1=Culvert** (Passes 6.89 cfs of 11.97 cfs potential flow)
  ├─**2=Orifice-2** (Orifice Controls 3.45 cfs @ 7.76 fps)
  ├─**3=Custom Weir** (Weir Controls 0.14 cfs @ 0.92 fps)
  └─**4=Orifice-5-10** (Orifice Controls 3.29 cfs @ 4.94 fps)

Summary for Link 1-L: Brothers Brook

Inflow Area = 4.555 ac,100.00% Impervious, Inflow Depth > 7.33" for 50-Year_TWN event
Inflow = 21.41 cfs @ 12.37 hrs, Volume= 2.782 af
Primary = 21.41 cfs @ 12.37 hrs, Volume= 2.782 af, Atten= 0%, Lag= 0.0 min

Primary outflow = Inflow, Time Span= 0.01-24.00 hrs, dt= 0.01 hrs

Fixed water surface Elevation= 46.90'

Summary for Subcatchment 1S: DP-1A

Runoff = 47.98 cfs @ 12.15 hrs, Volume= 4.097 af, Depth> 6.53"

Runoff by SCS TR-20 method, UH=SCS, Weighted-CN, Time Span= 0.01-24.00 hrs, dt= 0.01 hrs
Type III 24-hr 100-Year_TWN Rainfall=9.10"

	Area (sf)	CN	Description
	20,333	60	Woods, Fair, HSG B
*	119,147	98	Synthetic Turf
	240	98	Paved parking, HSG A
	5,562	87	Dirt roads, HSG C
	80,901	61	>75% Grass cover, Good, HSG B
	38,289	73	Woods, Fair, HSG C
	62,736	74	>75% Grass cover, Good, HSG C
	929	80	>75% Grass cover, Good, HSG D
	328,137	79	Weighted Average
	208,750		63.62% Pervious Area
	119,387		36.38% Impervious Area

Tc (min)	Length (feet)	Slope (ft/ft)	Velocity (ft/sec)	Capacity (cfs)	Description
2.4	39	0.6800	0.27		**Sheet Flow, Sheet Flow - Woods Light Underbrush** Woods: Light underbrush n= 0.400 P2= 3.45"
7.3	390	0.0035	0.89		**Shallow Concentrated Flow, Shallow Concentrated Flow - Turf** Grassed Waterway Kv= 15.0 fps
1.4	636	0.0100	7.34	648.39	**Channel Flow, Channel Flow - Woods** Area= 88.3 sf Perim= 77.9' r= 1.13' n= 0.022 Earth, clean & straight
11.1	1,065	Total			

Summary for Subcatchment 2S: DP-2A

Runoff = 19.82 cfs @ 12.36 hrs, Volume= 2.380 af, Depth> 6.01"

Runoff by SCS TR-20 method, UH=SCS, Weighted-CN, Time Span= 0.01-24.00 hrs, dt= 0.01 hrs
Type III 24-hr 100-Year_TWN Rainfall=9.10"

	Area (sf)	CN	Description
	6	98	Unconnected pavement, HSG A
	476	98	Paved parking, HSG A
*	75	98	Synthetic Turf
	18,222	61	>75% Grass cover, Good, HSG B
	159,450	74	>75% Grass cover, Good, HSG C
	340	82	Dirt roads, HSG B
	28,311	87	Dirt roads, HSG C
	206,880	75	Weighted Average
	206,323		99.73% Pervious Area
	557		0.27% Impervious Area
	6		1.08% Unconnected

Tc (min)	Length (feet)	Slope (ft/ft)	Velocity (ft/sec)	Capacity (cfs)	Description
27.0	300	0.0130	0.19		**Sheet Flow, Sheet, Baseball Field** Grass: Short n= 0.150 P2= 3.45"
0.0	16	0.3125	8.39		**Shallow Concentrated Flow, Shallow Conc, Riverbank** Grassed Waterway Kv= 15.0 fps
27.0	316	Total			

Summary for Subcatchment 3S: DP-3A

Runoff = 31.33 cfs @ 12.42 hrs, Volume= 4.150 af, Depth> 7.49"

Runoff by SCS TR-20 method, UH=SCS, Weighted-CN, Time Span= 0.01-24.00 hrs, dt= 0.01 hrs
Type III 24-hr 100-Year_TWN Rainfall=9.10"

	Area (sf)	CN	Description
	14,577	98	Unconnected pavement, HSG A
	110,658	98	Paved parking, HSG A
*	39,653	98	Synthetic Turf
	17	60	Woods, Fair, HSG B
	605	73	Woods, Fair, HSG C
	25,209	61	>75% Grass cover, Good, HSG B
	94,227	74	>75% Grass cover, Good, HSG C
	4,836	87	Dirt roads, HSG C
	289,782	87	Weighted Average
	124,894		43.10% Pervious Area
	164,888		56.90% Impervious Area
	14,577		8.84% Unconnected

Tc (min)	Length (feet)	Slope (ft/ft)	Velocity (ft/sec)	Capacity (cfs)	Description
20.7	122	0.0074	0.10		**Sheet Flow, Sheet, Turf** n= 0.200 P2= 3.45"
6.7	233	0.0068	0.58		**Shallow Concentrated Flow, Shal Conc. Baseball Field** Short Grass Pasture Kv= 7.0 fps
0.4	94	0.0380	3.96		**Shallow Concentrated Flow, Shal. Conc. Baseball Field** Paved Kv= 20.3 fps
0.2	59	0.0120	4.97	3.90	**Pipe Channel, 12" CPP** 12.0" Round Area= 0.8 sf Perim= 3.1' r= 0.25' n= 0.013 Corrugated PE, smooth interior
1.8	531	0.0045	4.83	15.18	**Pipe Channel, 24" CPP** 24.0" Round Area= 3.1 sf Perim= 6.3' r= 0.50' n= 0.013 Corrugated PE, smooth interior
1.0	200	0.0015	3.24	15.89	**Pipe Channel, 30" CPP** 30.0" Round Area= 4.9 sf Perim= 7.9' r= 0.63' n= 0.013 Corrugated PE, smooth interior
30.8	1,239	Total			

Summary for Subcatchment F3-1: Field 3, DA1

Runoff = 3.26 cfs @ 12.34 hrs, Volume= 0.437 af, Depth> 8.83"

Runoff by SCS TR-20 method, UH=SCS, Weighted-CN, Time Span= 0.01-24.00 hrs, dt= 0.01 hrs
Type III 24-hr 100-Year_TWN Rainfall=9.10"

	Area (sf)	CN	Description
*	25,870	98	Turf
	25,870		100.00% Impervious Area

Tc (min)	Length (feet)	Slope (ft/ft)	Velocity (ft/sec)	Capacity (cfs)	Description
25.2	128	0.0050	0.08		**Sheet Flow, Turf** n= 0.200 P2= 3.45"
0.7	243	0.0050	5.46	9.66	**Pipe Channel, ToOutfall** 18.0" Round Area= 1.8 sf Perim= 4.7' r= 0.38' n= 0.010 PVC, smooth interior
25.9	371	Total			

Summary for Subcatchment F3-2: Field 3, DA2

Runoff = 4.99 cfs @ 12.37 hrs, Volume= 0.688 af, Depth> 8.83"

Runoff by SCS TR-20 method, UH=SCS, Weighted-CN, Time Span= 0.01-24.00 hrs, dt= 0.01 hrs
Type III 24-hr 100-Year_TWN Rainfall=9.10"

	Area (sf)	CN	Description
*	40,726	98	Turf
	40,726		100.00% Impervious Area

Tc (min)	Length (feet)	Slope (ft/ft)	Velocity (ft/sec)	Capacity (cfs)	Description
26.0	133	0.0050	0.09		**Sheet Flow, Turf Field** n= 0.200 P2= 3.45"
1.5	498	0.0050	5.46	9.66	**Pipe Channel, To OF1** 18.0" Round Area= 1.8 sf Perim= 4.7' r= 0.38' n= 0.010 PVC, smooth interior
27.5	631	Total			

Summary for Subcatchment F3-3: Field 3, DA3

Runoff = 2.74 cfs @ 12.33 hrs, Volume= 0.366 af, Depth> 8.83"

Runoff by SCS TR-20 method, UH=SCS, Weighted-CN, Time Span= 0.01-24.00 hrs, dt= 0.01 hrs
Type III 24-hr 100-Year_TWN Rainfall=9.10"

	Area (sf)	CN	Description
*	21,667	98	Turf
	21,667		100.00% Impervious Area

Tc (min)	Length (feet)	Slope (ft/ft)	Velocity (ft/sec)	Capacity (cfs)	Description
25.0	127	0.0050	0.08		**Sheet Flow, Turf** n= 0.200 P2= 3.45"
0.5	159	0.0050	5.46	9.66	**Pipe Channel, ToOutfall** 18.0" Round Area= 1.8 sf Perim= 4.7' r= 0.38' n= 0.010 PVC, smooth interior
25.5	286	Total			

Summary for Subcatchment F3-4: Field 3, DA4

Runoff = 3.76 cfs @ 12.35 hrs, Volume= 0.509 af, Depth> 8.83"

Runoff by SCS TR-20 method, UH=SCS, Weighted-CN, Time Span= 0.01-24.00 hrs, dt= 0.01 hrs
Type III 24-hr 100-Year_TWN Rainfall=9.10"

	Area (sf)	CN	Description
*	30,153	98	Turf
	30,153		100.00% Impervious Area

Tc (min)	Length (feet)	Slope (ft/ft)	Velocity (ft/sec)	Capacity (cfs)	Description
25.0	127	0.0050	0.08		**Sheet Flow, Turf** n= 0.200 P2= 3.45"
1.3	415	0.0050	5.46	9.66	**Pipe Channel, ToOutfall** 18.0" Round Area= 1.8 sf Perim= 4.7' r= 0.38' n= 0.010 PVC, smooth interior
26.3	542	Total			

Summary for Subcatchment F4-1: Field 4, DA1

Runoff = 2.54 cfs @ 12.28 hrs, Volume= 0.317 af, Depth> 8.83"

Runoff by SCS TR-20 method, UH=SCS, Weighted-CN, Time Span= 0.01-24.00 hrs, dt= 0.01 hrs
Type III 24-hr 100-Year_TWN Rainfall=9.10"

	Area (sf)	CN	Description
*	18,762	98	Turf
	18,762		100.00% Impervious Area

Tc (min)	Length (feet)	Slope (ft/ft)	Velocity (ft/sec)	Capacity (cfs)	Description
21.2	103	0.0050	0.08		**Sheet Flow, Turf** n= 0.200 P2= 3.45"
0.5	162	0.0050	5.46	9.66	**Pipe Channel, ToOutfall** 18.0" Round Area= 1.8 sf Perim= 4.7' r= 0.38' n= 0.010
21.7	265	Total			

Summary for Subcatchment F4-2: Field 4, DA2

Runoff = 2.96 cfs @ 12.28 hrs, Volume= 0.375 af, Depth> 8.83"

Runoff by SCS TR-20 method, UH=SCS, Weighted-CN, Time Span= 0.01-24.00 hrs, dt= 0.01 hrs
Type III 24-hr 100-Year_TWN Rainfall=9.10"

	Area (sf)	CN	Description
*	22,174	98	Turf
	22,174		100.00% Impervious Area

Tc (min)	Length (feet)	Slope (ft/ft)	Velocity (ft/sec)	Capacity (cfs)	Description
21.2	103	0.0050	0.08		**Sheet Flow, Turf** n= 0.200 P2= 3.45"
1.3	417	0.0050	5.46	9.66	**Pipe Channel, ToOutfall** 18.0" Round Area= 1.8 sf Perim= 4.7' r= 0.38' n= 0.010 PVC, smooth interior
22.5	520	Total			

Summary for Subcatchment F4-3: Field 4, DA3

Runoff = 2.72 cfs @ 12.29 hrs, Volume= 0.341 af, Depth> 8.83"

Runoff by SCS TR-20 method, UH=SCS, Weighted-CN, Time Span= 0.01-24.00 hrs, dt= 0.01 hrs
Type III 24-hr 100-Year_TWN Rainfall=9.10"

	Area (sf)	CN	Description
*	20,180	98	Turf
	20,180		100.00% Impervious Area

Tc (min)	Length (feet)	Slope (ft/ft)	Velocity (ft/sec)	Capacity (cfs)	Description
21.2	103	0.0050	0.08		**Sheet Flow, Turf** n= 0.200 P2= 3.45"
0.8	257	0.0050	5.46	9.66	**Pipe Channel, ToOutfall** 18.0" Round Area= 1.8 sf Perim= 4.7' r= 0.38' n= 0.010
22.0	360	Total			

Summary for Subcatchment F4-4: Field 4, DA4

Runoff = 2.51 cfs @ 12.28 hrs, Volume= 0.319 af, Depth> 8.83"

Runoff by SCS TR-20 method, UH=SCS, Weighted-CN, Time Span= 0.01-24.00 hrs, dt= 0.01 hrs
Type III 24-hr 100-Year_TWN Rainfall=9.10"

	Area (sf)	CN	Description
*	18,870	98	Turf
	18,870		100.00% Impervious Area

Tc (min)	Length (feet)	Slope (ft/ft)	Velocity (ft/sec)	Capacity (cfs)	Description
21.2	103	0.0050	0.08		**Sheet Flow, Turf** n= 0.200 P2= 3.45"
1.4	465	0.0050	5.46	9.66	**Pipe Channel, ToOutfall** 18.0" Round Area= 1.8 sf Perim= 4.7' r= 0.38' n= 0.010
22.6	568	Total			

Summary for Reach 1-R: F4-4_Conveyance

Inflow Area = 0.433 ac,100.00% Impervious, Inflow Depth > 8.83" for 100-Year_TWN event
Inflow = 2.51 cfs @ 12.28 hrs, Volume= 0.319 af
Outflow = 2.51 cfs @ 12.33 hrs, Volume= 0.319 af, Atten= 0%, Lag= 2.6 min

Routing by Stor-Ind+Trans method, Time Span= 0.01-24.00 hrs, dt= 0.01 hrs
Max. Velocity= 5.00 fps, Min. Travel Time= 1.2 min
Avg. Velocity = 1.99 fps, Avg. Travel Time= 2.9 min

Peak Storage= 176 cf @ 12.31 hrs
Average Depth at Peak Storage= 0.61'
Bank-Full Depth= 1.00' Flow Area= 0.8 sf, Capacity= 3.64 cfs

12.0" Round Pipe
n= 0.009
Length= 351.7' Slope= 0.0050 '/'
Inlet Invert= 50.89', Outlet Invert= 49.13'

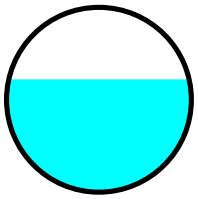

Summary for Reach 2-R: F4-3_Conveyance

Inflow Area = 0.463 ac,100.00% Impervious, Inflow Depth > 8.83" for 100-Year_TWN event
Inflow = 2.72 cfs @ 12.29 hrs, Volume= 0.341 af
Outflow = 2.72 cfs @ 12.30 hrs, Volume= 0.341 af, Atten= 0%, Lag= 0.8 min

Routing by Stor-Ind+Trans method, Time Span= 0.01-24.00 hrs, dt= 0.01 hrs
Max. Velocity= 5.09 fps, Min. Travel Time= 0.5 min
Avg. Velocity = 2.04 fps, Avg. Travel Time= 1.2 min

Peak Storage= 77 cf @ 12.30 hrs
Average Depth at Peak Storage= 0.64'
Bank-Full Depth= 1.00' Flow Area= 0.8 sf, Capacity= 3.65 cfs

12.0" Round Pipe
n= 0.009
Length= 145.0' Slope= 0.0050 '/'
Inlet Invert= 50.89', Outlet Invert= 50.16'



Summary for Reach 3-R: F4-1 Conveyance

Inflow Area = 0.431 ac,100.00% Impervious, Inflow Depth > 8.83" for 100-Year_TWN event
Inflow = 2.54 cfs @ 12.28 hrs, Volume= 0.317 af
Outflow = 2.54 cfs @ 12.30 hrs, Volume= 0.317 af, Atten= 0%, Lag= 1.2 min

Routing by Stor-Ind+Trans method, Time Span= 0.01-24.00 hrs, dt= 0.01 hrs
Max. Velocity= 5.01 fps, Min. Travel Time= 0.6 min
Avg. Velocity = 1.99 fps, Avg. Travel Time= 1.6 min

Peak Storage= 95 cf @ 12.29 hrs
Average Depth at Peak Storage= 0.62'
Bank-Full Depth= 1.00' Flow Area= 0.8 sf, Capacity= 3.64 cfs

12.0" Round Pipe
n= 0.009
Length= 187.8' Slope= 0.0050 '/'
Inlet Invert= 50.89', Outlet Invert= 49.95'

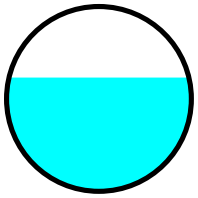

Summary for Reach 3-R,4-R,5-R,6-R: Combined 3-R,4-R,5-R,6-R

Inflow Area = 2.129 ac,100.00% Impervious, Inflow Depth > 8.82" for 100-Year_TWN event
Inflow = 11.89 cfs @ 12.34 hrs, Volume= 1.566 af
Outflow = 11.89 cfs @ 12.34 hrs, Volume= 1.566 af, Atten= 0%, Lag= 0.0 min

Routing by Stor-Ind+Trans method, Time Span= 0.01-24.00 hrs, dt= 0.01 hrs
Max. Velocity= 7.40 fps, Min. Travel Time= 0.0 min
Avg. Velocity = 3.18 fps, Avg. Travel Time= 0.0 min

Peak Storage= 6 cf @ 12.34 hrs
Average Depth at Peak Storage= 1.29'
Bank-Full Depth= 1.50' Flow Area= 1.8 sf, Capacity= 11.47 cfs

18.0" Round Pipe
n= 0.009
Length= 3.5' Slope= 0.0057 '/'
Inlet Invert= 48.69', Outlet Invert= 48.67'



Summary for Reach 4-R: F4-2 COnveyance

Inflow Area = 0.509 ac,100.00% Impervious, Inflow Depth > 8.83" for 100-Year_TWN event
Inflow = 2.96 cfs @ 12.28 hrs, Volume= 0.375 af
Outflow = 2.96 cfs @ 12.31 hrs, Volume= 0.375 af, Atten= 0%, Lag= 1.4 min

Routing by Stor-Ind+Trans method, Time Span= 0.01-24.00 hrs, dt= 0.01 hrs
Max. Velocity= 5.16 fps, Min. Travel Time= 0.6 min
Avg. Velocity = 2.09 fps, Avg. Travel Time= 1.5 min

Peak Storage= 108 cf @ 12.30 hrs
Average Depth at Peak Storage= 0.68'
Bank-Full Depth= 1.00' Flow Area= 0.8 sf, Capacity= 3.64 cfs

12.0" Round Pipe
n= 0.009
Length= 187.9' Slope= 0.0050 '/'
Inlet Invert= 50.89', Outlet Invert= 49.95'



Summary for Reach 4A-5A-R: Combined 4-R & 5-R Conveyance

Inflow Area = 1.201 ac,100.00% Impervious, Inflow Depth > 8.83" for 100-Year_TWN event
Inflow = 6.68 cfs @ 12.33 hrs, Volume= 0.884 af
Outflow = 6.67 cfs @ 12.36 hrs, Volume= 0.883 af, Atten= 0%, Lag= 1.4 min

Routing by Stor-Ind+Trans method, Time Span= 0.01-24.00 hrs, dt= 0.01 hrs
Max. Velocity= 6.12 fps, Min. Travel Time= 0.7 min
Avg. Velocity = 2.62 fps, Avg. Travel Time= 1.6 min

Peak Storage= 278 cf @ 12.35 hrs
Average Depth at Peak Storage= 1.04'
Bank-Full Depth= 1.25' Flow Area= 1.2 sf, Capacity= 6.59 cfs

15.0" Round Pipe
n= 0.009
Length= 254.6' Slope= 0.0050 '/'
Inlet Invert= 49.96', Outlet Invert= 48.69'



Summary for Reach 5-R: F3-3 Conveyance

Inflow Area = 0.497 ac,100.00% Impervious, Inflow Depth > 8.83" for 100-Year_TWN event
Inflow = 2.74 cfs @ 12.33 hrs, Volume= 0.366 af
Outflow = 2.74 cfs @ 12.34 hrs, Volume= 0.366 af, Atten= 0%, Lag= 0.9 min

Routing by Stor-Ind+Trans method, Time Span= 0.01-24.00 hrs, dt= 0.01 hrs
Max. Velocity= 5.08 fps, Min. Travel Time= 0.5 min
Avg. Velocity = 2.07 fps, Avg. Travel Time= 1.2 min

Peak Storage= 78 cf @ 12.33 hrs
Average Depth at Peak Storage= 0.65'
Bank-Full Depth= 1.00' Flow Area= 0.8 sf, Capacity= 3.63 cfs

12.0" Round Pipe
n= 0.009
Length= 145.0' Slope= 0.0050 '/'
Inlet Invert= 50.77', Outlet Invert= 50.05'



Summary for Reach 6-R: F3-4 Conveyance

Inflow Area = 0.692 ac,100.00% Impervious, Inflow Depth > 8.83" for 100-Year_TWN event
Inflow = 3.76 cfs @ 12.35 hrs, Volume= 0.509 af
Outflow = 3.76 cfs @ 12.36 hrs, Volume= 0.509 af, Atten= 0%, Lag= 0.8 min

Routing by Stor-Ind+Trans method, Time Span= 0.01-24.00 hrs, dt= 0.01 hrs
Max. Velocity= 5.29 fps, Min. Travel Time= 0.5 min
Avg. Velocity = 2.29 fps, Avg. Travel Time= 1.1 min

Peak Storage= 104 cf @ 12.36 hrs
Average Depth at Peak Storage= 0.85'
Bank-Full Depth= 1.00' Flow Area= 0.8 sf, Capacity= 3.65 cfs

12.0" Round Pipe
n= 0.009
Length= 145.3' Slope= 0.0050 '/'
Inlet Invert= 50.77', Outlet Invert= 50.04'



Summary for Reach 7-R: F3-1 Conveyance

Inflow Area = 0.594 ac,100.00% Impervious, Inflow Depth > 8.83" for 100-Year_TWN event
Inflow = 3.26 cfs @ 12.34 hrs, Volume= 0.437 af
Outflow = 3.25 cfs @ 12.36 hrs, Volume= 0.437 af, Atten= 0%, Lag= 1.0 min

Routing by Stor-Ind+Trans method, Time Span= 0.01-24.00 hrs, dt= 0.01 hrs
Max. Velocity= 5.23 fps, Min. Travel Time= 0.6 min
Avg. Velocity = 2.18 fps, Avg. Travel Time= 1.4 min

Peak Storage= 118 cf @ 12.35 hrs
Average Depth at Peak Storage= 0.74'
Bank-Full Depth= 1.00' Flow Area= 0.8 sf, Capacity= 3.63 cfs

12.0" Round Pipe
n= 0.009
Length= 189.0' Slope= 0.0050 '/'
Inlet Invert= 50.77', Outlet Invert= 49.83'



Summary for Reach 8-R: F3-2 Conveyance

Inflow Area = 0.935 ac,100.00% Impervious, Inflow Depth > 8.83" for 100-Year_TWN event
Inflow = 4.99 cfs @ 12.37 hrs, Volume= 0.688 af
Outflow = 4.98 cfs @ 12.40 hrs, Volume= 0.687 af, Atten= 0%, Lag= 1.9 min

Routing by Stor-Ind+Trans method, Time Span= 0.01-24.00 hrs, dt= 0.01 hrs
Max. Velocity= 5.91 fps, Min. Travel Time= 1.3 min
Avg. Velocity = 2.43 fps, Avg. Travel Time= 3.0 min

Peak Storage= 373 cf @ 12.38 hrs
Average Depth at Peak Storage= 0.81'
Bank-Full Depth= 1.25' Flow Area= 1.2 sf, Capacity= 6.60 cfs

15.0" Round Pipe
n= 0.009
Length= 443.4' Slope= 0.0050 '/'
Inlet Invert= 50.77', Outlet Invert= 48.55'



Summary for Pond 1-P: Underground Detention

Inflow Area = 0.896 ac,100.00% Impervious, Inflow Depth > 8.83" for 100-Year_TWN event
Inflow = 5.21 cfs @ 12.31 hrs, Volume= 0.659 af
Outflow = 5.21 cfs @ 12.31 hrs, Volume= 0.659 af, Atten= 0%, Lag= 0.0 min
Primary = 5.21 cfs @ 12.31 hrs, Volume= 0.659 af

Routing by Stor-Ind method, Time Span= 0.01-24.00 hrs, dt= 0.01 hrs / 3
Peak Elev= 49.25' @ 12.31 hrs Surf.Area= 0 sf Storage= 1,131 cf

Plug-Flow detention time= 4.4 min calculated for 0.659 af (100% of inflow)
Center-of-Mass det. time= 4.2 min (758.7 - 754.6)

Volume	Invert	Avail.Storage	Storage Description
#1	46.90'	1,131 cf	**24.0" Round Pipe Storage** x 4 L= 90.0' S= 0.0025 '/'

Device	Routing	Invert	Outlet Devices
#1	Primary	46.90'	**15.0" Round Culvert** L= 8.4' Ke= 0.500 Inlet / Outlet Invert= 46.90' / 46.86' S= 0.0048 '/' Cc= 0.900 n= 0.009, Flow Area= 1.23 sf
#2	Device 1	46.90'	**12.0" W x 3.0" H Vert. Orifice-2y** C= 0.600
#3	Device 1	48.60'	**Weir, Cv= 2.62 (C= 3.28)** Head (feet) 0.00 1.00 Width (feet) 2.00 2.00

Primary OutFlow Max=5.21 cfs @ 12.31 hrs HW=49.25' (Free Discharge)
└─**1=Culvert** (Passes 5.21 cfs of 7.76 cfs potential flow)
  ├─**2=Orifice-2y** (Orifice Controls 1.79 cfs @ 7.18 fps)
  └─**3=Weir** (Weir Controls 3.42 cfs @ 2.64 fps)

Summary for Pond 2-P: Underground Detention

Inflow Area = 2.129 ac,100.00% Impervious, Inflow Depth > 8.82" for 100-Year_TWN event
Inflow = 11.89 cfs @ 12.34 hrs, Volume= 1.566 af
Outflow = 13.40 cfs @ 12.35 hrs, Volume= 1.567 af, Atten= 0%, Lag= 0.5 min
Primary = 13.40 cfs @ 12.35 hrs, Volume= 1.567 af

Routing by Stor-Ind method, Time Span= 0.01-24.00 hrs, dt= 0.01 hrs / 3
Peak Elev= 49.30' @ 12.35 hrs Surf.Area= 0 sf Storage= 3,456 cf

Plug-Flow detention time= (not calculated: outflow precedes inflow)
Center-of-Mass det. time= 3.7 min (760.1 - 756.4)

Volume	Invert	Avail.Storage	Storage Description
#1	45.81'	1,100 cf	**24.0" Round Pipe Storage** L= 350.0' S= 0.0025 '/'
#2	46.06'	2,356 cf	**24.0" Round Pipe Storage** x 3 L= 250.0' S= 0.0025 '/'
		3,456 cf	Total Available Storage

Device	Routing	Invert	Outlet Devices
#1	Primary	45.81'	**18.0" Round Culvert** L= 7.4' Ke= 0.500 Inlet / Outlet Invert= 45.81' / 45.77' S= 0.0054 '/' Cc= 0.900 n= 0.009, Flow Area= 1.77 sf
#2	Device 1	45.81'	**20.0" W x 4.4" H Vert. Orifice-2** C= 0.600
#3	Device 1	48.69'	**Custom Weir, Cv= 2.62 (C= 3.28)** Head (feet) 0.00 2.00 Width (feet) 2.00 2.00
#4	Device 1	47.37'	**18.0" W x 6.4" H Vert. Orifice-5-10-25** C= 0.600

Primary OutFlow Max=13.38 cfs @ 12.35 hrs HW=49.29' (Free Discharge)
└─**1=Culvert** (Passes 13.38 cfs of 14.07 cfs potential flow)
  ├─**2=Orifice-2** (Orifice Controls 5.35 cfs @ 8.75 fps)
  ├─**3=Custom Weir** (Weir Controls 3.08 cfs @ 2.55 fps)
  └─**4=Orifice-5-10-25** (Orifice Controls 4.96 cfs @ 6.19 fps)

Summary for Pond 3-P: Underground Detention

Inflow Area = 1.529 ac,100.00% Impervious, Inflow Depth > 8.82" for 100-Year_TWN event
Inflow = 8.20 cfs @ 12.38 hrs, Volume= 1.124 af
Outflow = 9.10 cfs @ 12.37 hrs, Volume= 1.124 af, Atten= 0%, Lag= 0.0 min
Primary = 9.10 cfs @ 12.37 hrs, Volume= 1.124 af

Routing by Stor-Ind method, Time Span= 0.01-24.00 hrs, dt= 0.01 hrs / 3

Peak Elev= 48.96' @ 12.37 hrs Surf.Area= 0 sf Storage= 2,450 cf

Plug-Flow detention time= 4.1 min calculated for 1.124 af (100% of inflow)
Center-of-Mass det. time= 4.0 min (762.7 - 758.8)

Volume	Invert	Avail.Storage	Storage Description
#1	45.91'	2,450 cf	**24.0" Round Pipe Storage** x 3 L= 260.0' S= 0.0025 '/'

Device	Routing	Invert	Outlet Devices
#1	Primary	45.91'	**18.0" Round Culvert** L= 56.6' Ke= 0.500 Inlet / Outlet Invert= 45.91' / 45.63' S= 0.0049 '/' Cc= 0.900 n= 0.009, Flow Area= 1.77 sf
#2	Device 1	45.91'	**20.0" W x 3.2" H Vert. Orifice-2** C= 0.600
#3	Device 1	48.56'	**Custom Weir, Cv= 2.62 (C= 3.28)** Head (feet) 0.00 2.00 Width (feet) 2.00 2.00
#4	Device 1	47.33'	**16.0" W x 6.0" H Vert. Orifice-5-10** C= 0.600

Primary OutFlow Max=9.09 cfs @ 12.37 hrs HW=48.96' (Free Discharge)
└─**1=Culvert** (Passes 9.09 cfs of 12.91 cfs potential flow)
  ├─**2=Orifice-2** (Orifice Controls 3.66 cfs @ 8.23 fps)
  ├─**3=Custom Weir** (Weir Controls 1.67 cfs @ 2.08 fps)
  └─**4=Orifice-5-10** (Orifice Controls 3.77 cfs @ 5.65 fps)

Summary for Link 1-L: Brothers Brook

Inflow Area = 4.555 ac,100.00% Impervious, Inflow Depth > 8.82" for 100-Year_TWN event
Inflow = 27.58 cfs @ 12.35 hrs, Volume= 3.350 af
Primary = 27.58 cfs @ 12.35 hrs, Volume= 3.350 af, Atten= 0%, Lag= 0.0 min

Primary outflow = Inflow, Time Span= 0.01-24.00 hrs, dt= 0.01 hrs

Fixed water surface Elevation= 46.90'

Appendix C – Town of Greenwich LID Design Checklist

Credits for Low Impact Development (LID) Best Management Practices (BMPs)

LID Technique	Compliance Requirements	Credit	LID Used	Credit Taken
Minimizing Soil Compaction (*Section 4.4.1*)	• The "no disturbance" areas are protected by having the limits of disturbance and access clearly shown on the Stormwater Management Plan, all construction drawings, and delineated/flagged/fenced in the field. • "No disturbance" areas are not to be stripped of existing topsoil. • "No disturbance" areas are not to be stripped of existing vegetation. • Vehicle movement, storage, or equipment/material lay-down is not to be permitted in "no disturbance" areas. • Use of soil amendments and additional topsoil is permitted in other areas being disturbed. Grading may be performed using low ground pressure equipment (less than 3 pounds per square inch) to reduce the potential for soil compaction. • Lawn and turf grass are acceptable uses. Planted meadow is an encouraged use.	Areas that comply (i.e., "no disturbance areas") can use the forested cover and open space site cover runoff coefficient (R) when calculating the required Water Quality Volume. See Section 5.6.3 and Table 5-5, Site Cover Runoff Coefficients.	☑	☐
Minimizing Site Disturbance (*Section 4.4.2*)	Site disturbance including earthwork and clearing of vegetation should be limited to 40 feet beyond the building perimeter, 10 feet beyond the primary roadway curbs, walkways, and main utility branch trenches, and 25 feet beyond areas of proposed infiltration in order to limit compaction in the proposed infiltration area. This guidance is not intended to limit lawn areas.	Areas that comply can use the forested cover and open space site cover runoff coefficient (R) when calculating the required Water Quality Volume. See Section 5.6.3 and Table 5-5, Site Cover Runoff Coefficients.	☐	☐
Protecting Sensitive Natural Areas (*Section 4.4.3*)	Sensitive natural areas should be conserved at development sites, thereby preserving predevelopment hydrologic and water quality characteristics. The area must be permanently protected under a conservation easement.	The project proponent can subtract the conservation area from the total area in the Water Quality Volume calculation.	☐	☐
Protecting Riparian Buffers (*Section 4.4.4*)	Effective treatment of stormwater runoff is achieved when pervious and impervious area runoff is discharged to a grass or forested buffer via overland flow. The use of a filter strip is recommended to treat overland flow in the green space of a development site. • The minimum stream buffer width (i.e., perpendicular to the stream flow path) shall be 50 feet as measured from the top bank elevation of a stream or the boundary of a wetland. • The maximum contributing path shall be 150 feet for pervious surfaces and 75 feet for impervious surfaces. • The average contributing overland slope to and across the buffer shall be less than or equal to 5%. • Runoff shall enter the buffer as sheet flow. A level spreader shall be utilized where local site conditions prevent sheet flow from being maintained. • The stream buffer remains unmanaged other than routine debris removal. • The buffer is protected by an acceptable conservation easement or other enforceable instrument that provides perpetual protection of the area. The easement must clearly specify how the natural area vegetation shall be	The area draining by sheet flow to a buffer can be subtracted from the total area in the Water Quality Volume calculation, and the impervious area draining to the buffer by sheet flow can be subtracted from the impervious area in the Groundwater Recharge Volume calculation and post-development impervious area in the Runoff Reduction Volume calculation.	☐	☐

Credits for Low Impact Development (LID) Best Management Practices (BMPs)

LID Technique	Compliance Requirements	Credit	LID Used	Credit Taken
	managed and boundaries will be marked. [Note: managed turf (e.g., playgrounds, regularly maintained open areas) is not an acceptable form of vegetation management.]			
Avoiding Disturbance of Steep Slopes (*Section 4.4.5*)	Development on steep slope areas shall be avoided. Unnecessary grading should be avoided on all slopes, as should the flattening of hills and ridges. Development shall follow the natural contours of the landscape.	Undisturbed steep slope areas can use the forested cover and open space site cover runoff coefficient (R) when calculating the required Water Quality Volume. See Section 5.6.3 and Table 5-5, Site Cover Runoff Coefficients.	☑	☐
Siting on Permeable and *Erodible Soils (Section 4.4.6*)	Whenever possible, highly erodible soils should be left undisturbed and protected from disturbance during site construction. Gravel soils tend to be the least erodible. Also as clay and organic matter increase erodibility tends to decrease. Infiltration practices should be located on those portions of the site with the most permeable soils.		☑	☐
Protecting Natural Flow Pathways (*Section 4.4.7*)	Site designs should use and/or improve natural drainage pathways whenever possible to reduce or eliminate the need for stormwater pipe networks. Natural drainage pathways should be protected from significantly increased runoff volumes and rates due to development. The design should prevent the erosion and degradation of natural drainage pathways through the use of upstream volume and rate control BMPs, if necessary. Level spreaders, erosion control matting, revegetation, outlet stabilization, and check dams can also be used to protect natural drainage features.		☐	☐
Reducing Impervious Surfaces (*Section 4.4.8*)	By reducing the amount of paved surfaces, stormwater runoff is decreased while infiltration and evapotranspiration opportunities are increased.	Reducing impervious surfaces reduces the Water Quality Volume, Runoff Reduction Volume, Groundwater Recharge Volume, and Peak Flow/Runoff Attenuation requirements.	☐	☐
Stormwater Disconnection (*Section 4.4.9*)	Disconnecting roof leaders and routing road and driveway runoff from conventional stormwater conveyance systems allows runoff to be collected and managed onsite. Runoff can be directed to vegetated areas designed for onsite storage, treatment, and volume control. All design criteria from section 4.4.9 must be met in order to obtain the credits shown.	Methods to compute the resultant runoff volumes and peak runoff rates from disconnected impervious areas are discussed in Section 4.6 of this manual and the design references cited therein. For simple disconnection, subtract 100% of the disconnected area from the total area in the Water Quality Volume calculation if the receiving pervious area is HSG A or B soils or 50% of the	☐	☐

Credits for Low Impact Development (LID) Best Management Practices (BMPs)

LID Technique	Compliance Requirements	Credit	LID Used	Credit Taken
		disconnected area if the receiving pervious area is HSG C or D soils. For disconnection to LID BMPs, subtract 100% of the disconnected area from the total area in the Water Quality Volume calculation.		

Compost-Amended Soils	Restore the original properties and porosity of the soil by deep till and amendment with compost to reduce the generation of runoff and enhance the runoff reduction performance of infiltration BMPs.
	• Soil must be tilled to 12 to 16 inches and amended with small amounts of organic material.
	• For mechanical aeration of lawns/turf to be effective:
	  ○ Utilize a soil aerator that has a mechanical action that not only penetrates the soil surface but also shatters the soil matrix, causing the soil to decompact and crack, thus creating void space and increasing infiltration. (Passive-type aerators which simply poke a hole into the soil, whether it removes a plug or simply spikes a hole, can create a hardpan effect at the depth of penetration.)
	  ○ Shatter-type aerators include vertidrain, soil reliever, agrivator, and groundbreaker. Shatter-type aerators should penetrate the soil at depths of 8 to 18 inches.
	• The depth to water table or bedrock must be greater than 18 inches.
	• Existing soils may not be saturated or seasonal wet.
	• Slopes may not exceed 10%.
	• Existing tree root systems shall be avoided, no deep till or amendment under the tree drip lines.
		Subtract 50% of any restored areas (100% of any restored **and** reforested areas) from the total post development site area and re-calculate the Runoff Reduction Volume.	☐	☐

Rainwater Harvesting (Rain Barrels)	Rain barrels should hold a minimum of 50 gallons. Rain barrels can be connected in series to provide larger storage volumes. Equip rain barrels with a drain spigot near the bottom of the barrel with garden hose threading to allow easy hook up and use for watering. Provide an overflow pipe or hose near the top of the rain barrel. Provide removable, child-resistant covers. Provide mosquito screening on water entry holes to prevent mosquito breeding in standing water	Subtract 25% of the contributing drainage area from the total area in the Water Quality Volume calculation.	☐	☐

Credits for Low Impact Development (LID) Best Management Practices (BMPs)

LID Technique	Compliance Requirements	Credit	LID Used	Credit Taken
Rainwater Harvesting (Cisterns)	The rooftop runoff must be captured and either (1) used on site for irrigation of lawns and gardens, wash water and other non-potable uses, or (2) treated and released, or (3) infiltrated. The cistern must be sized to treat the design rainfall from the roof area directed to the water harvesting system. If all of the design volume captured cannot be used, then a scaled reduction in credit will be given. The remaining volume must be treated by a properly designed BMP. A minimum factor of safety equal to 1.2 must be applied to the calculated cistern volume required. All stormwater collected must have a dedicated, year-round, use to assure no overflow of the system during a design rainfall. A water balance calculation must be used to establish the dedicated use volumes and rates. The water balance calculation must demonstrate that the design volume can: (1) be drawn down (used) within 3 days to allow for available volume in the system for the next rain event to be captured and stored, or (2) have an overflow of no more than 14 percent of the annual average historic rainfall, or (3) be drawn down within 3 days and discharged to a properly designed BMP. On a case-by-case basis, reduced credit may be given if the design volume cannot be reliably drawn down within 3 days, or if a year-round reuse is not available. The dedicated water use system must be automated to ensure that the water will be used at the rate and volume designed. The overflow shall discharge flows in excess of the design volume to a vegetated or natural area, or to another properly designed BMP (e.g., rain garden). This discharge shall be non-erosive flow for the 10-yr rainfall event. It shall not discharge directly to impervious surfaces. The elevation of the overflow pipe from the cistern shall be at or above the design volume elevation. If a first flush diverter is used, the bypassed water must discharge to a properly designed BMP. The first flush can be directed to a relatively small BMP next to the water harvesting system, or it can be directed to and accounted for in other BMPs on the site. At a minimum, a 1 mm or smaller screen at the entrance to the cistern from the gutter system shall be provided to filter out debris and to keep mosquitoes out of the cistern. If the water reuse system is designed to accommodate basement sump/foundation drain water and roof runoff, the design must allow for adequate storage for the full volume of roof runoff for the next design storm and basement sump/foundation drain water.	Subtract 100% of the contributing drainage area from the total area in the Water Quality Volume calculation.	☐	☐

Credits for Low Impact Development (LID) Best Management Practices (BMPs)

LID Technique	Compliance Requirements	Credit	LID Used	Credit Taken
	A properly designed footing for the cistern must be designed if the load of the cistern at full capacity is greater than the soils will support. If it is buried, buoyancy calculations must be provided to show the cistern will not float when empty. Buoyancy calculations and flotation constraints must be provided if any part of the buried cistern is below the seasonal high water table, or if the area is subject to flooding. An appropriate pump shall be selected to provide adequate pressure for its designated uses. Above ground cisterns shall be made of a material or color that prevents light from entering the cistern, which helps prevent algae growth within the cistern. Irrigation water from a cistern shall be applied so that the water infiltrates into the ground. If for any reason the designed dedicated end use becomes unavailable because of some change, it will be required that an approved alternative end use or a properly designed BMP treatment system be installed on site to manage the roof runoff. The harvesting system shall be labeled and identified as non-potable water. The harvesting system shall meet all local and state building and plumbing codes.			

Credits for Low Impact Development (LID) Best Management Practices (BMPs)

LID Technique	Can Credit be Used? Groundwater Recharge Volume GRV	Can Credit be Used? Run-off Reduction Volume RRV	Can Credit be Used? Water Quality Volume WQV
Minimizing Soil Compaction (*Section 4.4.1*)	NO	NO	YES
Minimizing Site Disturbance (*Section 4.4.2*)	NO	NO	YES
Protecting Sensitive Natural Areas (*Section 4.4.3*)	NO	NO	YES
Protecting Riparian Buffers (*Section 4.4.4*)	YES	YES	YES
Avoiding Disturbance of Steep Slopes (*Section 4.4.5*)	NO	NO	YES
Siting on Permeable and *Erodible Soils (Section 4.4.6*)	NO	NO	NO
Protecting Natural Flow Pathways (*Section 4.4.7*)	NO	NO	NO
Reducing Impervious Surfaces (*Section 4.4.8*)	YES	YES	YES
Stormwater Disconnection (*Section 4.4.9*)	NO	NO	YES
Compost-Amended Soils	NO	YES	NO
Rainwater Harvesting (Rain Barrels)	NO	NO	YES
Rainwater Harvesting (Cisterns)	NO	NO	YES

Appendix D – Pollutant Reduction Calculations

Greenwich High School: RRV Calculations

Performed by: CMD Date: 12/11/2020

AECOM

Pre-Development Runoff Volumes for Required Design Storms

Design Storm Event	Total Runoff Volume by Drainage Area, acre-feet*						Total
	DP-1A	DP-1B	DP-2A	DP-2B	DP-3A	DP-3B	
1-Year	0.699	0.073	0.352	0.461	0.91	0.353	2.848
2-Year	0.932	0.086	0.484	0.547	1.153	0.437	3.639
5-Year	1.384	0.111	0.745	0.702	1.606	0.59	5.138
10-Year	1.809	0.133	0.996	0.84	2.019	0.728	6.525
25-Year	2.53	0.168	1.427	1.064	2.703	0.955	8.847
50-Year	3.218	0.201	1.843	1.271	3.343	1.166	11.042
100-Year	4.097	0.242	2.38	1.53	4.15	1.431	13.83

Post-Development Runoff Volumes for Required Design Storms

Design Storm	Total Runoff Volume by Drainage Area, acre-feet*						Total	Change from Existing
	DP-1A	DP-2A	DP-3A	Pond 1	Pond 2	Pond 3		
1-Year	0.699	0.352	0.91	0.199	0.471	0.339	2.97	0.122
2-Year	0.932	0.484	1.153	0.236	0.56	0.402	3.767	0.128
5-Year	1.384	0.745	1.606	0.302	0.719	0.515	5.271	0.133
10-Year	1.809	0.996	2.019	0.362	0.86	0.617	6.663	0.138
25-Year	2.53	1.427	2.703	0.459	1.089	0.782	8.99	0.143
50-Year	3.218	1.843	3.343	0.548	1.301	0.934	11.187	0.145
100-Year	4.097	2.38	4.15	0.66	1.567	1.125	13.979	0.149

**Results extracted from HydroCAD Models. See Appendix E of Site Stormwater Management Plan.*

Greenwich High School: WQV Calculations

Performed by: CMD Date: 11/30/2020

AECOM

Modified Watersheds: Proposed-Condition Water Quality Volume

Surface Covering & Runoff Coefficient*	Coverage per Drainage Area, SF		
	Pond 1	Pond 2	Pond 3
Artificial Turf, 0.95	39250	92756	66596
Area-Weighted Runoff Coefficient, R	0.95	0.95	0.95
WQV, acre-feet	0.07	0.17	0.12
Total WQV, acre-feet:			**0.36**

**Runoff coefficients determined per Town of Greenwich Stormwater Drainage Manual*

Appendix E – Town of Greenwich TSS Removal Worksheet

INSTRUCTIONS:
1. Column A and B: See TSS removal efficiency table in Section 5 of the Greenwich Drainage Manual
2. Complete only highlighted cells

Location: Pond 1 Outlet

TSS Removal Calculation Worksheet

A BMP[1]	B TSS Removal Rate[1]	C Starting TSS Load*	D Amount Removed (B*C)	E Remaining Load (C-D)
Vegetated Filter Strip (See Note)	**45%**	**1.00**	**0.45**	**0.55**
Sand Filter (See Note)	**85%**	**0.55**	**0.47**	**0.08**
		0.08	**0.00**	**0.08**
		0.08	**0.00**	**0.08**
		0.08	**0.00**	**0.08**

Project:

Prepared By: CMD

Date: 11/30/2020

Total TSS Removal = **92%**

Separate Form Needs to be Completed for Each Outlet or BMP Train

*Equals remaining load from previous BMP (E) which enters the BMP

NOTE: While modeled as an impervious surface, the artificial turf fields proposed onsite will filter stormwater vertically, similar to infiltration practices. As shown in the design plans for the proposed membrane liner, rainfall landing within the proposed liner area will percolate through the layer or artificial turf itself, followed by a 6" layer of dynamic stone base and a 12" layer of DGA before being shunted towards the runoff collection system. For the purposes of TSS removal calculations, the fields are considered to be a vegetated filter strip with a width of greater than 45 feet, and the dynamic stone / DGA is considered to be a sand filter. While the Town of Greenwich Stormwater Drainage Manual only gives TSS removal credit for sand filters when paired with a sediment forebay, pretreatment here is provided by the vegetated filter strip. This treatment train is better suited to the land use of the Site. A request for a variance to replace the mandated sediment forebay with a vegetated filter strip is included in the Site Stormwater Management Report.

INSTRUCTIONS:
1. Column A and B: See TSS removal efficiency table in Section 5 of the Greenwich Drainage Manual
2. Complete only highlighted cells

Location: Pond 2 Outlet

TSS Removal Calculation Worksheet

A BMP[1]	B TSS Removal Rate[1]	C Starting TSS Load*	D Amount Removed (B*C)	E Remaining Load (C-D)
Vegetated Filter Strip (See Note)	**45%**	**1.00**	**0.45**	**0.55**
Sand Filter (See Note)	**85%**	**0.55**	**0.47**	**0.08**
		0.08	**0.00**	**0.08**
		0.08	**0.00**	**0.08**
		0.08	**0.00**	**0.08**

Total TSS Removal = **92%**

Separate Form Needs to be Completed for Each Outlet or BMP Train

Project:
Prepared By: CMD
Date: 11/30/2020

*Equals remaining load from previous BMP (E) which enters the BMP

NOTE: While modeled as an impervious surface, the artificial turf fields proposed onsite will filter stormwater vertically, similar to infiltration practices. As shown in the design plans for the proposed membrane liner, rainfall landing within the proposed liner area will percolate through the layer or artificial turf itself, followed by a 6" layer of dynamic stone base and a 12" layer of DGA before being shunted towards the runoff collection system. For the purposes of TSS removal calculations, the fields are considered to be a vegetated filter strip with a width of greater than 45 feet, and the dynamic stone / DGA is considered to be a sand filter. While the Town of Greenwich Stormwater Drainage Manual only gives TSS removal credit for sand filters when paired with a sediment forebay, pretreatment here is provided by the vegetated filter strip. This treatment train is better suited to the land use of the Site. A request for a variance to replace the mandated sediment forebay with a vegetated filter strip is included in the Site Stormwater Management Report.

INSTRUCTIONS:
1. Column A and B: See TSS removal efficiency table in Section 5 of the Greenwich Drainage Manual
2. Complete only highlighted cells

Location: Pond 3 Outlet

TSS Removal Calculation Worksheet

A BMP[1]	B TSS Removal Rate[1]	C Starting TSS Load*	D Amount Removed (B*C)	E Remaining Load (C-D)
Vegetated Filter Strip (See Note)	**45%**	**1.00**	**0.45**	**0.55**
Sand Filter (See Note)	**85%**	**0.55**	**0.47**	**0.08**
		0.08	**0.00**	**0.08**
		0.08	**0.00**	**0.08**
		0.08	**0.00**	**0.08**

Total TSS Removal = **92%**

Separate Form Needs to be Completed for Each Outlet or BMP Train

Project:
Prepared By: CMD
Date: **11/30/2020**

*Equals remaining load from previous BMP (E) which enters the BMP

NOTE: While modeled as an impervious surface, the artificial turf fields proposed onsite will filter stormwater vertically, similar to infiltration practices. As shown in the design plans for the proposed membrane liner, rainfall landing within the proposed liner area will percolate through the layer or artificial turf itself, followed by a 6" layer of dynamic stone base and a 12" layer of DGA before being shunted towards the runoff collection system. For the purposes of TSS removal calculations, the fields are considered to be a vegetated filter strip with a width of greater than 45 feet, and the dynamic stone / DGA is considered to be a sand filter. While the Town of Greenwich Stormwater Drainage Manual only gives TSS removal credit for sand filters when paired with a sediment forebay, pretreatment here is provided by the vegetated filter strip. This treatment train is better suited to the land use of the Site. A request for a variance to replace the mandated sediment forebay with a vegetated filter strip is included in the Site Stormwater Management Report.

Appendix F – Draft Construction Erosion & Sediment Control Plan

ANSI D 22" x 34"

Approved:

Checked:

Designer:

Project Management Initials:

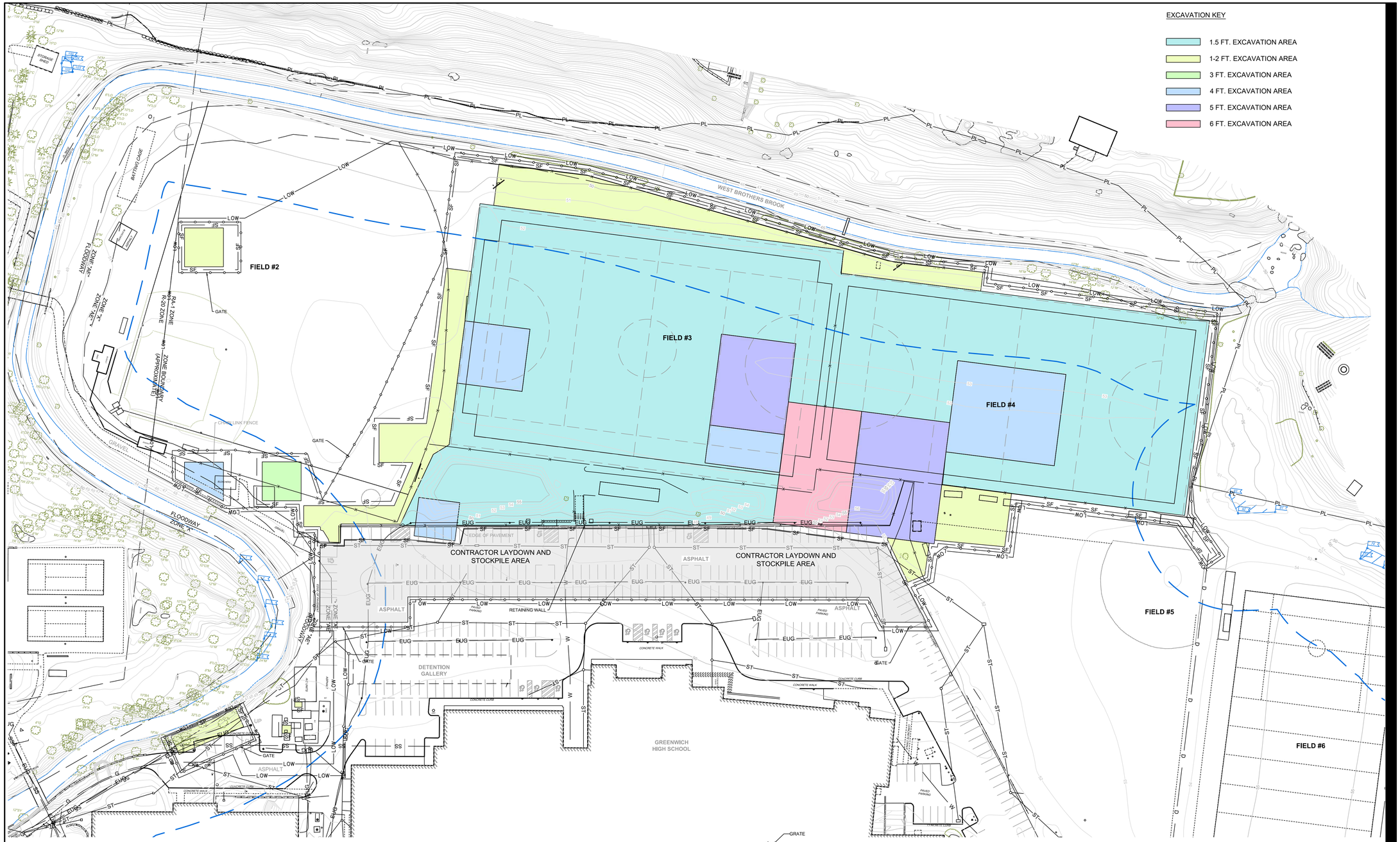

LEGEND

PL	PROPERTY LINE	SS	STORM SEWER PIPING	IRR	IRRIGATION PIPING	SF	SEDIMENT & EROSION CONTROL FEATURE
	BUILDING LINE	D	STORM DRAIN	V	SURVEILLANCE LINE		SITE SECURITY FENCE
	RANDOM STRUCTURE	ST	SANITARY SEWER PIPING		TREE		CONTRACTOR LAYDOWN AND STOCKPILE AREA
	RETAINING WALL		SANITARY SEWER MANHOI		TREE LINE	LOW	LIMITS OF WORK / DISTURBANCE
	CURB	SDMHY	STORM MANHOLE		BRUSH LINE		
TOP TOP	PAVEMENT		CATCH BASIN		WATER		
	GUIDE RAIL		ELECTRIC MANHOLE		ROCK LEDGE		
	FENCE		HYDRANT		CONTOUR (1 FT. INTERVAL)		
W	WATER LINE		UTILITY POLE		WETLAND LIMITS		
EUG	ELECTRIC LINE		LIGHT POLE	#XX	WETLAND FLAG		
G	GAS LINE		SIGN		WETLAND BUFFER ZONE LIMIT		
FBR	FIBER OPTIC LINE						

NOTES

1. WORK AND WORK AREAS SUBJECT TO CHANGE.
2. SEDIMENT & EROSION CONTROL FEATURES SHALL BE STRAW WATTLES (SEE DETAIL THIS SHEET).

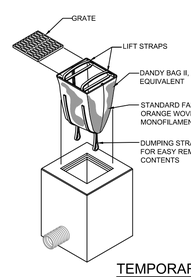

TEMPORARY INLET PROTECTION

N.T.S.

INLET PROTECTION NOTES

INSTALLATION: REMOVE THE GRATE FROM CATCH BASIN. IF USING OPTIONAL OIL ABSORBENTS; PLACE ABSORBENT PILLOW IN UNIT. STAND THE GRATE ON END. MOVE THE TOP LIFTING STRAPS OUT OF THE WAY AND PLACE THE GRATE INTO THE DANDY BAG II, OR EQUIVALENT, SO THAT THE GRATE IS BELOW THE TOP STRAPS AND ABOVE THE LOWER STRAPS. HOLDING THE LIFTING DEVICES, INSERT THE GRATE INTO THE INLET.

MAINTENANCE: INSPECT AFTER EACH STORM EVENT AND AT REGULAR INTERVALS. REMOVE ALL ACCUMULATED SEDIMENT AND DEBRIS FROM VICINITY OF UNIT. IF THE CONTAINMENT AREA IS MORE THAN 1/3 FULL OF SEDIMENT, THE UNIT MUST BE EMPTIED. TO EMPTY UNIT, LIFT THE UNIT OUT OF THE INLET USING THE LIFTING STRAPS AND REMOVE THE GRATE. IF USING OPTIONAL OIL ABSORBENTS; REPLACE ABSORBENT WHEN NEAR SATURATION.

STRAW WATTLE INSTALLATION NOTES:

1) WATTLES SHALL BE SECURELY STAKED.

2) MINIMUM POST SPACING = 5 FT.

3) WATTLES SHALL BE OVERLAPPED 6" (MIN.) WHEN JOINING.

4) WATTLES SHALL BE STAKED 3" (MIN.) FROM EACH END.

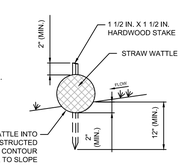

TEMPORARY STRAW WATTLE DETAILS

N.T.S.

AECOM

PROJECT

Town of Greenwich
Greenwich High School
10 Hillside Road
Greenwich, Connecticut

CLIENT

CONSULTANT

AECOM
500 Enterprose Drive Suite 3B
Rocky Hill, CT 06067-3913
860.529.8882 tel 860.529.3991 fax
www.aecom.com

REGISTRATION

PRELIMINARY DESIGN

05/17/2018

Date

Xxxx Xxxxxxx, P.E.
CTPE Lic. No. XXXXXXXX

REFERENCE

0 50' 100'

ISSUE/REVISION

I/R	DATE	DESCRIPTION

PROJECT NUMBER

60432356

SHEET TITLE

REMEDIATION PLAN

SHEET NUMBER

2

Printed on ___% Post-Consumer Recycled Content Paper

aecom.com

Appendix E

Groundwater Elevation Memo

AECOM
500 Enterprise Drive
Rocky Hill, CT 06067
aecom.com

Project name:
Greenwich High School

Project ref:
60432356

From:
AECOM

Date:
January 8, 2020

Memorandum

Subject: Groundwater Elevation Evaluation
Phase II Remediation Design
Greenwich High School

1. Introduction

AECOM has prepared this technical memorandum to evaluate the elevation of groundwater over time in the area where the installation of an impermeable liner is proposed as part of an Engineered Control overlying contaminated soil beneath Fields 3 and 4 and the area located between the fields and the western parking lot at Greenwich High School.

The existing drainage system below Fields 3 and 4 consists of 12-inch perforated drains present at elevations ranging from approximately 50.1 feet to 48.2 feet under Field 3 and 49.0 feet to 48.0 feet (NAVD 88) under Field 4. Field observations and analytical data indicate that groundwater occasionally enters the perforated drains under Field 3 and, less often, enters the perforated drains under Field 4. The proposed remediation design will utilize an impermeable liner to prevent stormwater from entering the field drains which discharge to West Brothers Brook.

The impermeable liner will be installed at elevations ranging from 51.0 feet (NAVD 88), along the perimeter of the fields to 56.1 feet (NAVD 88), where the impermeable liner meets the retaining wall along the western edge of the Western Parking Lot. A geocomposite field drain will be installed directly beneath the impermeable liner and will drain to six-inch slotted groundwater collection pipes installed at the edges of the impermeable barrier. The bottom of the 6-inch slotted collector pipes will be at an elevation of approximately 50.5 feet. As shown in **Figure 1**, the groundwater collector pipes are only located at the eastern and western edges of Fields 3 and 4. Groundwater that approaches the bottom of the impermeable liner will be collected through the geocomposite drainage blanket and underdrains to prevent hydraulic pressure from damaging the liner during high water table periods. Groundwater collected will be routed to a series of tanks that are expected to be pumped-off via tanker truck for treatment and disposal. The purpose of this evaluation is to determine whether a groundwater treatment system is required to more frequently manage groundwater recovered by the field drain network, based on groundwater elevation data previously collected at the site.

2. Background

A detailed evaluation of the artificial turf field layers was performed in 2017 and 2018 as part of the Artificial Turf Field and Site Hydrogeological Investigation (AECOM, 2019). It was concluded that while the layers of the artificial turf fields allow infiltration, they reduce the amount of it directly below the fields by allowing precipitation to flow to the edges of the fields through a permeable drainage blanket, which discharges into perforated drainage pipe and stone trenches that surround Field 4 and three sides of Field 3. The compact stone base is also in communication with the gravel trenches, allowing water to drain from this layer to the trenches when the infiltration capacity of the underlying fill material is exceeded. Water that flows horizontally to the drainage trenches and does not infiltrate there is directed to two outfalls on West Brothers Brook via the perforated pipe (AECOM, 2019).

3. Methods

Solinst© Levelogger pressure transducers have been used at the site to continuously record water levels and temperature in select monitoring wells since 2017. The pressure transducer network has been reconfigured multiple times. Pressure transducers are currently installed at eight shallow monitoring wells located around Fields 3 and 4 including wells MW-Y9, MW-AA12, MW-AJ13, MW-AM16, MW-Y15, MW-AG10, MW-AL10, and MW-AE8. When pressure transducers are installed in the monitoring wells, the top of the PVC is left open to allow for the Levelogger to measure atmospheric pressure and thereby determine the changes in water table elevation, corrected for barometric pressure changes.

The existing pressure transducer network and footprint of the proposed impermeable barrier are shown on **Figure 1**. Continuous groundwater elevation measurements are plotted and compared to groundwater temperature and total daily rain amounts in the attached **Figures 2 through 10**. Data for total daily rain amounts for the Stamford 4.2 Station were obtained from the National Oceanic and Atmospheric Administration (NOAA).

4. Data Summary

Table 1 summarizes the relevant groundwater elevation statistics for each of the eight monitoring wells in or near Fields 3 and 4. All groundwater elevations inside the subject area were converted from the 1929 National Geodetic Vertical Data (NVGD 29), to which the monitoring well measuring points are reference, to the 1988 North American Vertical Datum (NAVD 88), in which the engineering design was developed, by subtracting 1.1 feet. A 99.9th percentile upper value of groundwater elevations measured at each monitoring well was also calculated to filter out transient spikes in water level due to rainwater entering the well casing during precipitation events. The 99.9th percentile groundwater elevations are also shown on **Figure 1**. The following sections describe the long-term patterns and anomalies observed at each monitoring well. All elevations are given in NAVD 88. It is noted that elevations shown in **Figures 2 through 10** are given in NVGD 29 and a conversion factor is provided. The propose of **Figures 2 through 10** are to show the relative increases and decreases in groundwater elevations alongside rainfall and temperature measurements.

These figures provide a means of evaluating which groundwater elevations measurements are transient in response to rainfall and also indicate when changes are the result of stormwater directly entering the well casing rather than infiltrating through the subsurface. Rapid temperature changes that correlate with rainfall are indicative of rainwater entering the well directly, rather than infiltrating. When rainwater infiltrates through the ground down to the water table, it has a temperature proximate to the ground temperature, as opposed to stormwater directly entering the well, which has a temperature proximate to the air temperature. Observations of changes in water level that are indicative of rainwater directly entering the well are noted below, along with observations of changes in actual groundwater elevation observed in the data.

4.1.1 MW-AA12

MW-AA12 is located under Field 3, towards the southern end of the field. Relevant information for MW-AA12 is summarized below:

- The top of PVC elevation is 52.55 feet.
- The average groundwater elevation is 47.21 feet.
- The maximum groundwater elevation is 52.6 feet, which is at the top of PVC elevation and indicative of direct rainwater infiltration.
- The 99.9th percentile groundwater elevation is 50.15 feet.
- MW-AA12 is heavily influenced by rain events. Data points approaching or exceeding 50.5 feet correspond to increases or decreases in groundwater temperature and elevated daily rain totals, indicating these spikes are caused by rainwater entering the well through the top of the PVC. An example of an event where rainwater directly entered the well casing is summarized below:
  - 4/16/2018 through 4/17/2018 (total of 2.68 inches rain recorded)

  - Starting elevation (EL) = 46.64 feet on 4/16/2018 @ 1:08 AM
  - Max EL = 51.37 feet on 4/16/2018 @ 10:53 AM. Elevation exceeds 50.5 feet for approximately 5 hours.
  - Return to stable EL (48.05 feet) on 4/18/18 @ 2:23 PM

- The water level at MW-AA12 did not approach or rise above 50.5 feet except when rainwater directly infiltrated the well casing.
- A slug test performed in April 2018 indicated that the water level responded too rapidly to quantify, indicating that the local formation is highly permeable.
- PCBs are present in groundwater at MW-AA12 at concentrations exceeding the GWPC and SWPC. The average PCB concentration is 3.1 µg/L and the maximum is 16.1 µg/L.

These data indicate that the groundwater elevation in the vicinity of well MW-AA12 has not approached the level of the proposed passive groundwater drain beneath Field 3, indicating that this area is unlikely to contribute flow to the passive groundwater collection system.

4.1.2 MW-AJ13

MW-AJ13 is located under Field 4, towards the southern end of the field. Relevant information for MW-AJ13 is summarized below:

- The top of PVC elevation is 52.69 feet .
- The average groundwater elevation is 44.36 feet.
- The minimum groundwater elevation is 42.64 feet.
- The maximum groundwater elevation is 49.02 feet.
- The 99.9th percentile groundwater elevation is 47.64 feet.
- MW-AJ13 is approximately 30 feet north of a field drain running east to west between Fields 3 and 4.
- Peaks in groundwater elevation correspond to rain events. Peak groundwater elevations do not approach the impermeable barrier design elevation.
- A slug test performed in April 2018 determined an average hydraulic conductivity (K) of 1.52E-03 cm/s or 4.3 ft/day.
- PCBs are present in groundwater at MW-AJ13 at concentrations exceeding the GWPC and SWPC. The average PCB concentration is 3.5 µg/L and the maximum is 15.1 µg/L.

These data indicate that the groundwater elevation in the vicinity of well MW-AJ13 has not approached the level of the proposed passive groundwater drain beneath Fields 3 and 4, indicating that this area is unlikely to contribute flow to the passive groundwater collection system.

4.2 MW-AM16

MW-AM16 is located in natural grass in Field 5. MW-AM16 is 27 feet east of Field 4. Relevant information for MW-AM16 is summarized below:

- The top of PVC elevation is 52.36 feet.
- The average groundwater elevation is 45.16 feet.
- The minimum groundwater elevation is 42.10 feet.
- The maximum groundwater elevation is 48.71 feet.

- The 99.9th percentile groundwater elevation is 48.10 feet.
- Peaks in groundwater elevation correspond to rain events. Peak groundwater elevations do not approach the impermeable barrier design elevation.
- A slug test performed in April 2018 determined an average hydraulic conductivity (K) of 1.04E-02 cm/s or 29.5 ft/day.
- PCBs are typically detected in groundwater at concentrations less than the GWPC and SWPC. The average PCB concentration is 0.1 µg/L and the maximum is 0.54 µg/L.

These data indicate that the groundwater elevation in the vicinity of well MW-AM16 has not approached the level of the proposed passive groundwater drain beneath Field 4, indicating that this area is unlikely to contribute flow to the passive groundwater collection system.

4.3 MW-Y9

MW-Y9 is located in natural grass 50 feet south of Field 3. Relevant information for MW-Y9 is summarized below:

- The top of PVC elevation is 50.37 feet.
- The average groundwater elevation is 48.52 feet.
- The minimum groundwater elevation is 40.41 feet. Sudden drops in groundwater elevations at this well are a result of drawdown during low flow sampling.
- The maximum groundwater elevation is 50.57 feet (which is greater than the top of PVC elevation).
- The 99th percentile groundwater elevation is 50.15 feet.
- A slug test performed in April 2018 determined an average hydraulic conductivity (K) of 7.23E-03 cm/s or 20.5 ft/day.
- As evaluated in the 2017 Hydrogeologic study, the water level in well MW-Y9 exceeded the reference top of PVC elevation on March 2018 (3/3/2018) for about 10 hours during a precipitation event before continued infiltration of rainwater allowed the water table to decline. Well MW-Y9 is located in an area where ponded rainwater has been observed in the past, and this high groundwater elevation is indicative of the ponded water having reached the local infiltration capacity and generated saturated conditions throughout the subsurface in that area (AECOM, 2019). At no other time between 3/3/2018 and 4/6/2020 did the groundwater elevation exceed the reference elevation.
- Prior to filling of the wetlands, the area of MW-Y9 formed a headwater of a stream, which may be indicative of groundwater discharge from bedrock uplands in this area.
- There is no artificial turf field drain running east to west at the southern end of Field 3.
- PCB concentrations in groundwater at MW-Y9 are generally not detectable. The maximum PCB concentration detected is 0.026 µg/L, which is well below the SWPC and GWPC.

These data indicate that the groundwater elevation in the vicinity of well MW-Y9 has approached the level of the proposed passive groundwater drain beneath Field 3 on one occasion in the past three years, indicating that there is the potential for this area to contribute flow to the passive groundwater collection system but that it will only occur episodically for short periods of time.

4.4 MW-Y15

MW-Y15 is located in natural grass within a soil berm between Field 3 and the Western Parking Lot. MW-Y15 is approximately 45 feet southeast of Field 3. Relevant information for MW-Y15 is summarized below:

- The top of PVC elevation is 56.48 feet. MW-Y15 casing was raised above the height of the surrounding soil stockpile in 2015.
- The average groundwater elevation is 45.07 feet.
- The minimum groundwater elevation is 42.78 feet. Sudden drops in groundwater elevations at this well are a result of drawdown during low flow sampling.
- The maximum groundwater elevation is 46.20 feet.
- The 99.9th percentile groundwater elevation is 45.93 feet.
- Peaks in groundwater elevation correspond to rain events although impacts from rainwater are minimal. Peak groundwater elevations do not approach the impermeable barrier design elevation.
- A slug test performed in April 2018 determined an average hydraulic conductivity (K) of 5.39E-03 cm/s or 15.3 ft/day.
- PCBs are present in groundwater at MW-Y15 at concentrations exceeding the GWPC and SWPC. The average PCB concentration is 11.6 µg/L and the maximum is 21 µg/L.

These data indicate that the groundwater elevation in the vicinity of well MW-Y15 has not approached the level of the proposed passive groundwater drain beneath Field 3, indicating that this area is unlikely to contribute flow to the passive groundwater collection system.

4.5 MW-AH16R

MW-AH16R is located on the western edge of the Western Parking Lot. Relevant information for MW-AH16R is summarized below:

- The top of PVC elevation is 47.47 feet.
- The average groundwater elevation is 46.40 feet.
- The minimum groundwater elevation is 40.46 feet. Sudden drops in groundwater elevations at this well are a result of drawdown during low flow sampling.
- The maximum groundwater elevation is 48.33 feet (which is greater than the top of PVC elevation).
- The 99.9th percentile groundwater elevation is 48.01 feet.
- MW-AH16R is located below the soil berm between Field 4 and the Western Parking Lot (outside the footprint of the impermeable barrier). MW-AH16R receives runoff from the soil berm. This runoff is likely the cause of the high groundwater elevations observed at this well. Peak groundwater elevations do not approach the impermeable barrier design elevation, which is higher in this area due to the retaining wall.
- PCBs are present in groundwater at MW-AH16R at concentrations exceeding the GWPC and SWPC. The average PCB concentration is 13.5 µg/L and the maximum is 37.6 µg/L.

These data indicate that the groundwater elevation in the vicinity of well MW-AH16R has not approached the level of the proposed passive groundwater drain beneath Fields 3 and 4, indicating that this area is unlikely to contribute flow to the passive groundwater collection system.

4.6 MW-AG10

MW-AG10 is located under Field 3, towards the northern end of the field. Relevant information for MW-AG10 is summarized below:

- The top of PVC elevation is 51.77 feet.
- The average groundwater elevation is 47.04 feet.

- The minimum groundwater elevation is 45.30 feet. Sudden drops in groundwater elevations at this well are a result of drawdown during low flow sampling.
- The maximum groundwater elevation is 47.66 feet.
- The 99.9th percentile groundwater elevation is 47.63 feet.
- Based on temperature readings, rainwater does not enter MW-AG10 through the top of the PVC (road box does not fill up with rainwater).
- Groundwater elevations at MW-AG10 do not approach the impermeable barrier design elevation.
- PCBs are typically detected in groundwater at concentrations less than the GWPC and SWPC. The average PCB concentration is 0.1 µg/L and the maximum is 0.52 µg/L.

These data indicate that the groundwater elevation in the vicinity of well MW-AG10 has not approached the level of the proposed passive groundwater drain beneath Field 3, indicating that this area is unlikely to contribute flow to the passive groundwater collection system.

4.7 MW-AL10

MW-AL10 is located in the grass area, approximately 10 feet to the west of Field 4. Relevant information for MW-AL10 is summarized below:

- The top of PVC elevation is 54.35 feet.
- The average groundwater elevation is 48.35 feet.
- The minimum groundwater elevation is 43.20 feet. Sudden drops in groundwater elevations at this well are a result of drawdown during low flow sampling.
- The maximum groundwater elevation is 51.65 feet.
- The 99.9th percentile groundwater elevation is 51.15 feet.
- Based on temperature readings, rainwater enters MW-AL10 through the top of the PVC.
- Between 10/22/2019 and 4/6/2020, groundwater elevations exceeded 50.5 feet during one rain event on 12/14/2019 when 2 inches of rainfall occurred.
  - Starting EL = 49.51 feet on 12/13/2019 @ 9:00 PM
  - Groundwater remained above 50.5 feet for 25 hours
  - Max EL = 51.65 feet on 12/14/2019 @ 3:15 AM
  - Returned to stable EL (50.0 feet) on 12/15/2019 @ 8:00 PM.
- A perforated drain runs along the western edge of Field 4, approximately 10 feet to the east of MW-AL10. Stormwater which falls on turf Field 4 is redirected to the perimeter of the field.
- The concrete lined channel west of MW-AL10 prevents discharge of groundwater to the West Brothers Brook.
- PCB concentrations in groundwater at MW-AL10 have not exceeded the GWPC or SWPC. The average PCB concentration is 0.008 µg/L and the maximum is 0.03 µg/L.

These data indicate that the groundwater elevation in the vicinity of well MW-AL10 has reached the level of the proposed passive groundwater drain beneath Field 4 on two occasions in two years for less than one day on each occasion, indicating that this area has the potential contribute flow to the passive groundwater collection system. However, that contribution is likely to be episodic and short-lasting, rarely requiring management of groundwater.

4.8 MW-AE8

MW-AE8 is located in the grass area, approximately 28 feet to the west of Field 3. Relevant information for MW-AE8 is summarized below:

- The top of PVC elevation is 50.89 feet.
- The average groundwater elevation is 44.77 feet.
- The minimum groundwater elevation is 43.81 feet.
- The maximum groundwater elevation is 47.83 feet.
- The 99.9th percentile groundwater elevation is 47.75 feet.
- Peaks in groundwater elevation correspond to rain events. Peak groundwater elevations do not approach the impermeable barrier design elevation.
- PCB concentrations in groundwater at MW-AE8 have not exceeded the GWPC or SWPC. The average PCB concentration is 0.04 µg/L and the maximum is 0.19 µg/L.

These data indicate that the groundwater elevation in the vicinity of well MW-AM16 has not approached the level of the proposed passive groundwater drain beneath Field 4, indicating that this area is unlikely to contribute flow to the passive groundwater collection system.

5. Summary and Recommendations

Two monitoring wells, MW-Y9 and MW-AL10, indicate that maximum groundwater elevations have approached or exceeded the proposed impermeable barrier design elevation in their vicinity over the past three years of water level monitoring. On each occasion, the rise in groundwater levels was a temporary response to rainfall that quickly attenuated. These data suggest that the proposed passive groundwater collection drain with intercept groundwater rarely.

A summary table providing key information for each well where maximum groundwater elevations approach or exceed 50.5 ft is shown below.

Table 2: Summary Table of Design Elevation Exceedances

Monitoring Well	Location of Well	Average PCB Concentrations in Groundwater	Number of Times Groundwater Elevation Exceeded 50.5 ft	Time groundwater Elevation Exceeded 50.5 ft	Considerations
MW-AA12	Under artificial turf Field 3	3.1 ppb	8 events	4/16/2018 – 5 hours(hrs) 6/24/2018 – 0.25 hrs 8/18/2018 – 0.5 hr 5/12/2019 – 0.5 hrs 1/25/2020 – 3 hrs 2/7/2020 – 1.25 hrs 2/11/2020 – 0.25 hrs 2/13/2020 – 1.5 hrs	PVC fills up with rainwater. Evident from exceedance durations, water temperatures, and field observations. Actual groundwater elevation does not exceed lowest elevation of field drainage system
MW-Y9	In natural grass southwest of Field 3	0.008 ppb	1 event – 2.00 inches rainfall	3/2/2018 – 4 hrs	~40 feet south of proposed liner and field drainage
MW-AL10	In natural grass west of Field 4	ND	1 event – 2.10 inches rainfall	12/14/2019 – 25 hrs	~10 feet west of existing perforated drainage pipe

Based on the evaluation of groundwater elevations at monitoring wells in and surrounding the area of the proposed impermeable liner, it is assumed that insignificant groundwater collection by the membrane liner and associated groundwater underdrain will occur. Since groundwater may rise to elevations greater than 50.5 feet during intense rainfall events, subsurface groundwater storage vessels will be incorporated into the remediation design and monitored via a telemetry system. Collected groundwater will be analyzed for waste characterization parameters and pumped-off via tanker truck for treatment, if necessary.

Following installation of the impermeable liner, episodic response to rainfall events is expected to decrease, due to the reduction of infiltration. However, groundwater levels may be affected by the removal of the field drains, which currently appear to intercept groundwater during high water-level conditions and may therefore have a moderating influence on groundwater levels. The passive drain beneath the impermeable liner will serve a similar function. If it intercepts more groundwater than anticipated based on this analysis, a groundwater treatment system can be installed near the groundwater collection tanks to treat and discharge groundwater to the sanitary sewer.

6. References

AECOM, 2019. Artificial Turf Field and Site Hydrogeological Investigation Report. Greenwich High School, Greenwich, CT. Rocky Hill, CT: AECOM. February 2019.

Table

Table 1
Groundwater Elevation Summary Statistics
December 2020

Greenwich High School
10 Hillside Road
Greenwich, CT

Well ID	Summary Data Start Date	Summary Data End Date	Well Reference Elevation (feet)	Average Groundwater Elevation (feet)	Minimum Groundwater Elevation (feet)	Maximum Groundwater Elevation (feet)	99th Percentile Groundwater Elevation (feet)	99.9th Percentile Groundwater Elevation (feet)	Average PCB Concentration (µg/L)
MW-AA12	3/1/2018	4/6/2020	52.55	47.21	45.10	52.60	48.81	50.16	3.12
MW-AJ13	4/12/2017	4/6/2020	52.69	44.36	42.64	49.02	47.06	47.64	3.52
MW-AM16	4/12/2017	4/6/2020	52.36	45.16	42.10	48.71	47.53	48.10	0.10
MW-Y9	4/12/2017	4/6/2020	50.37	48.52	40.41	50.57	49.91	50.15	0.02
MW-Y15	4/12/2017	4/6/2020	56.48	45.07	42.78	46.20	45.70	45.93	11.60
MW-AH16R	2/26/2019	4/6/2020	47.47	46.40	40.46	48.33	47.69	48.01	13.34
MW-AG10	2/26/2019	4/6/2020	51.77	47.04	45.30	47.66	47.54	47.63	0.10
MW-AL10	2/26/2019	4/6/2020	54.35	48.35	43.20	51.65	49.90	51.15	0.008
MW-AE8	10/22/2019	4/6/2020	50.89	44.77	43.81	47.83	46.74	47.75	0.04

Notes
1. Groundwater elevations are in NAVD 88 datum.

Figures

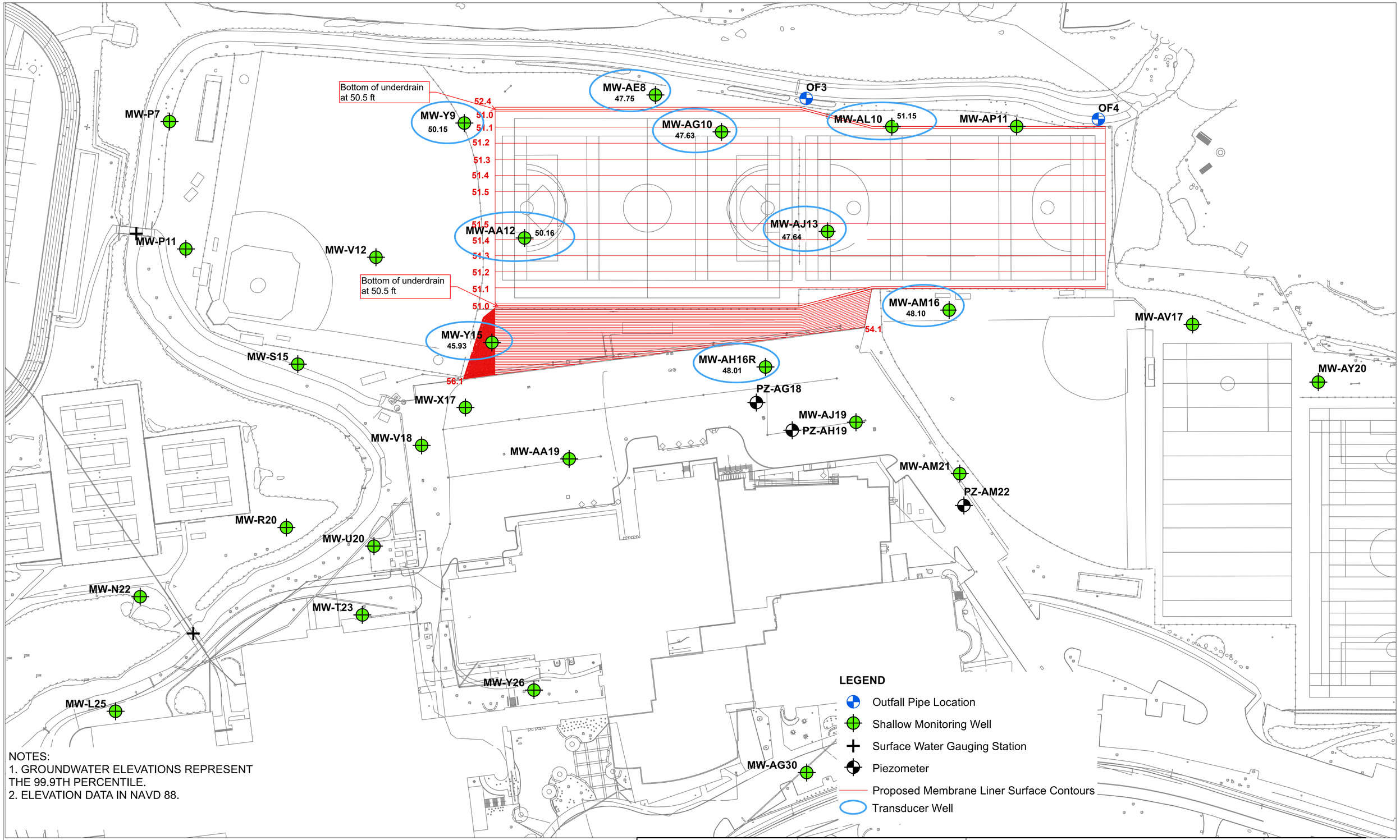

NOTES:
1. GROUNDWATER ELEVATIONS REPRESENT THE 99.9TH PERCENTILE.
2. ELEVATION DATA IN NAVD 88.

GREENWICH HIGH SCHOOL
10 HILLSIDE ROAD
GREENWICH, CT

SOURCE:
2010 AERIAL ORTHOPHOTO FROM STATE OF CONNECTICUT DEPARTMENT OF ENERGY & ENVIRONMENTAL PROTECTION.

AECOM Environment
500 ENTERPRISE DR, STE 1A
ROCKY HILL, CT 06067
(860) 263-5800
www.aecom.com

AECOM

N

SCALE:
1" = 50'
0 25 50 100 150 Feet
SCALE

UNLESS OTHERWISE NOTED OR CHANGED BY REPRODUCTION

FIGURE 1
PROPOSED MEMBRANE LINER ELEVATIONS COMPARED TO 99.9th PERCENTILE GROUNDWATER ELEVATIONS

JOB 60225155
FILE NO.
CAD FILE
SHEET

Path: \\usrk02\p001\def\EVERYONE\60432356 Greenwich High School Remediation\900-Work\GIS\MXDs\Prop_Liner_Monitoring_Well_8-14-19.mxd

Figure 2
MW-AA12 & MW-AA12D
Shallow/Deep Groundwater
Temperature and Elevation
Greenwich High School

- MW−AA12
- MW−AA12D
- Other Wells

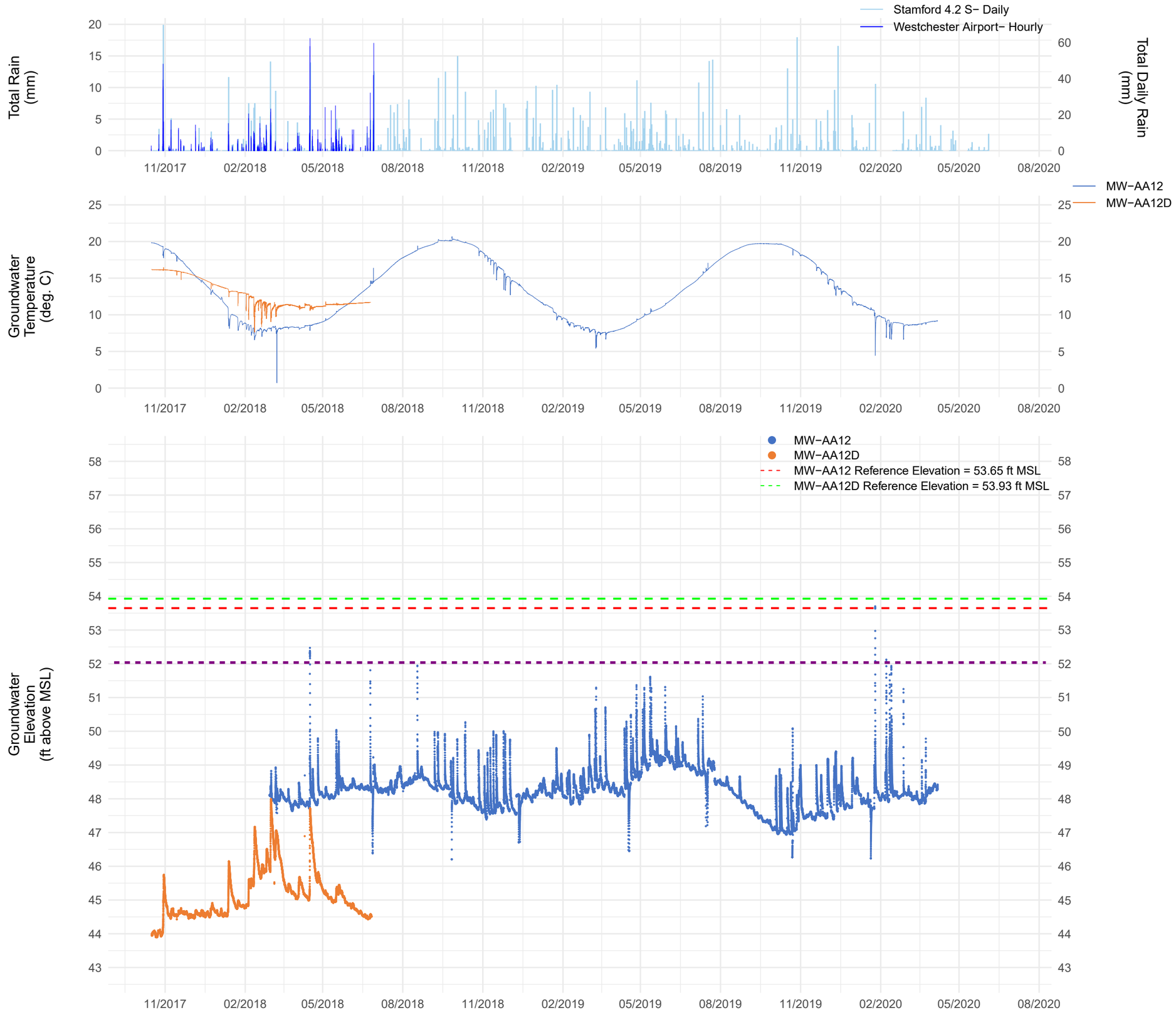

Note: Elevations shown in NGVD 29.
Site conversion factor: NGVD 29 - 1.1 = NAVD 88

Figure 3
MW-AJ13 & MW-AJ13D
Shallow/Deep Groundwater
Temperature and Elevation
Greenwich High School

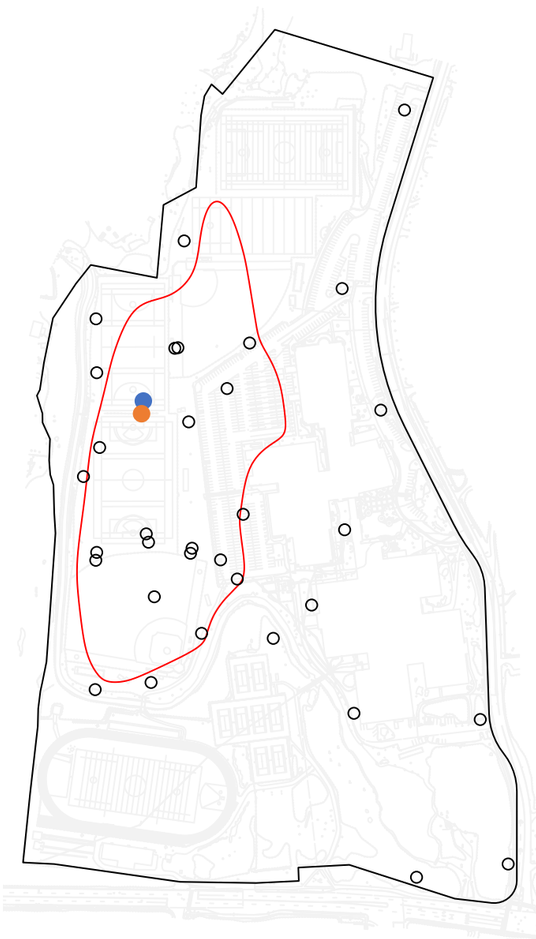

- MW−AJ13
- MW−AJ13D
- Other Wells

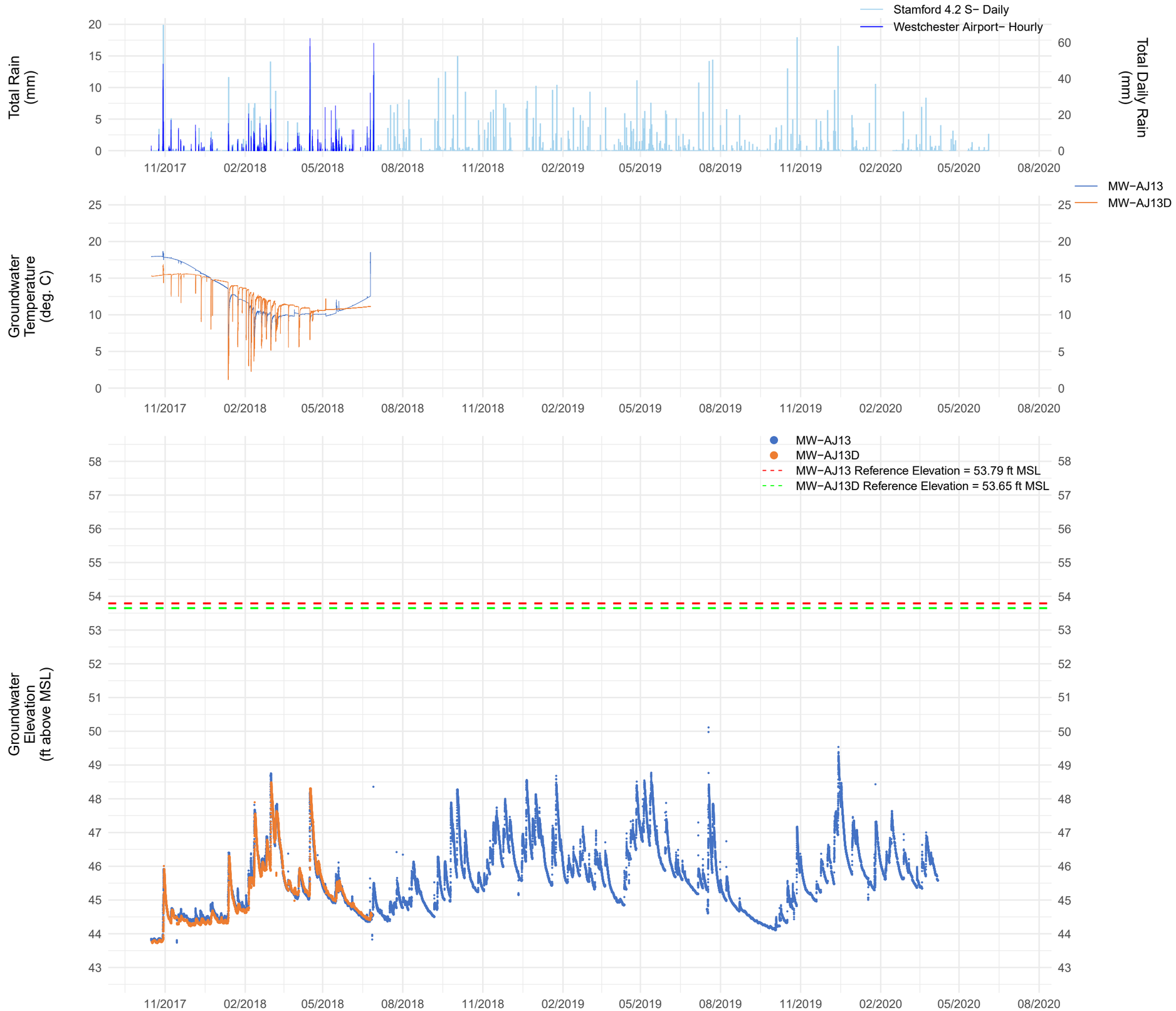

Note: Elevations shown in NGVD 29.
Site conversion factor: NGVD 29 - 1.1 = NAVD 88

Figure 4
MW-AM16 & MW-AM16D
Shallow/Deep Groundwater
Temperature and Elevation
Greenwich High School

- MW−AM16
- MW−AM16D
- Other Wells

Note: Elevations shown in NGVD 29.
Site conversion factor: NGVD 29 - 1.1 = NAVD 88

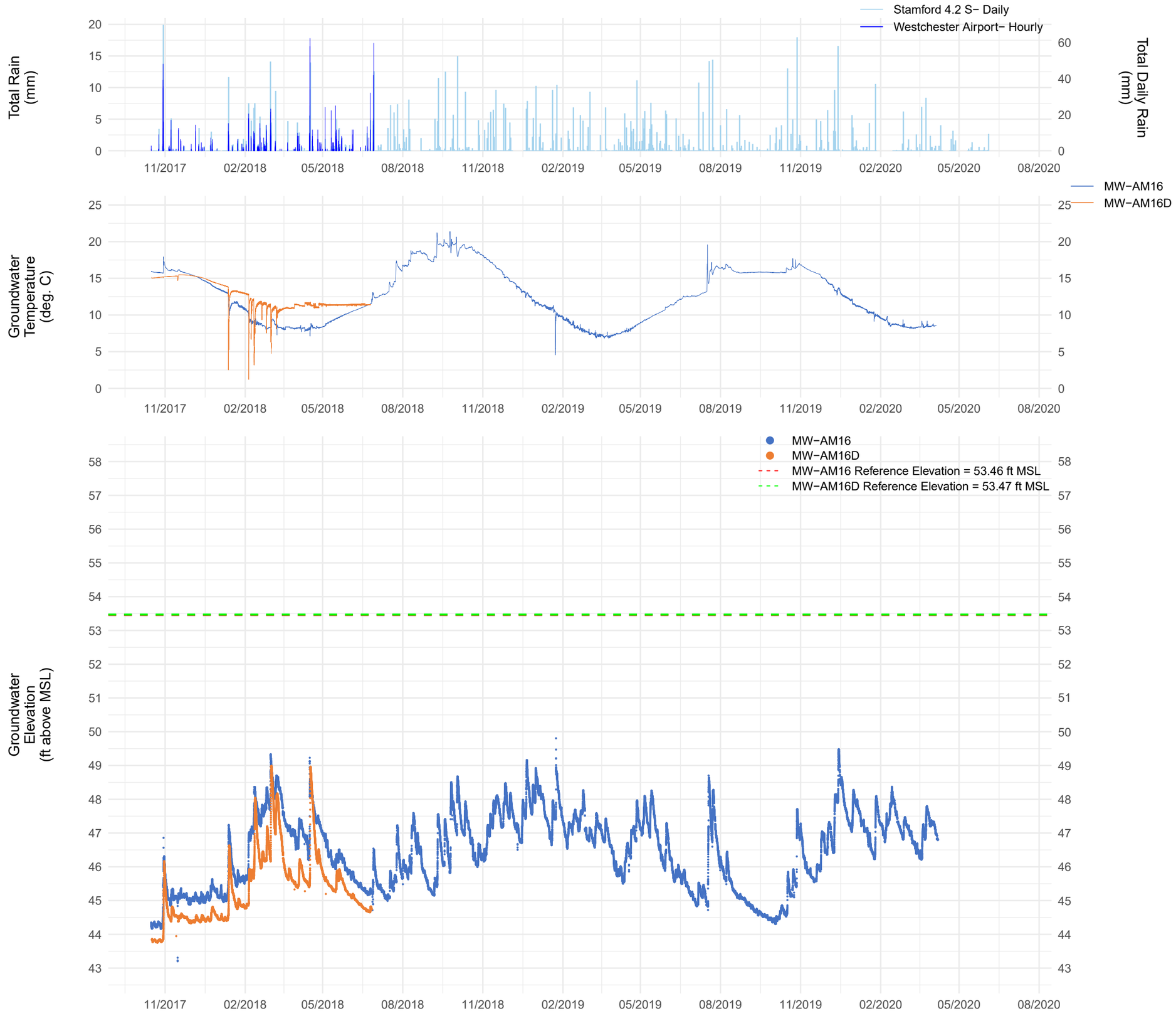

Figure 5
MW-Y9 & MW-Y9D
Shallow/Deep Groundwater
Temperature and Elevation
Greenwich High School

- MW−Y9
- MW−Y9D
- Other Wells

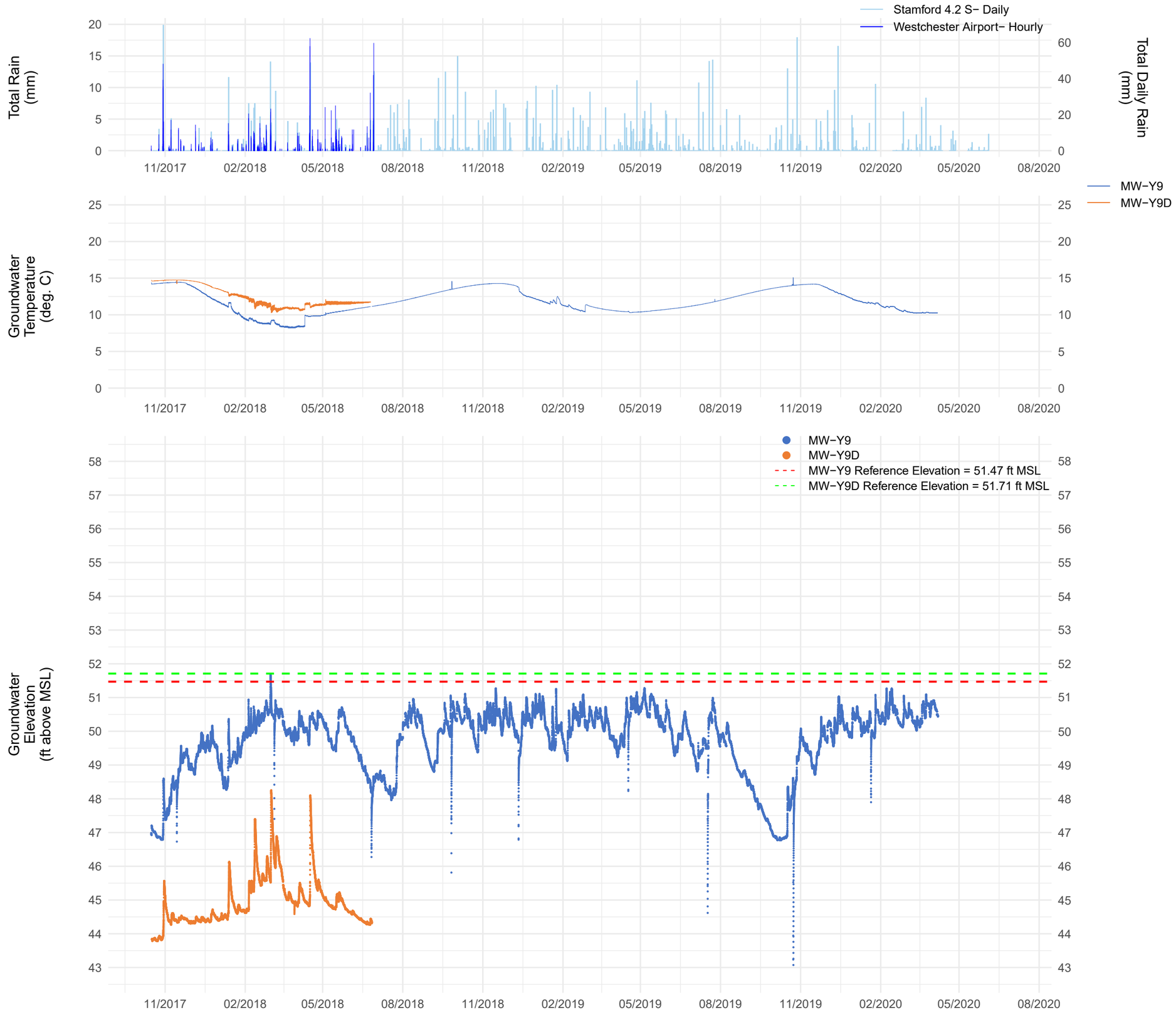

Note: Elevations shown in NGVD 29.
Site conversion factor: NGVD 29 - 1.1 = NAVD 88

Figure 6
MW-Y15 & MW-Y15D
Shallow/Deep Groundwater
Temperature and Elevation
Greenwich High School

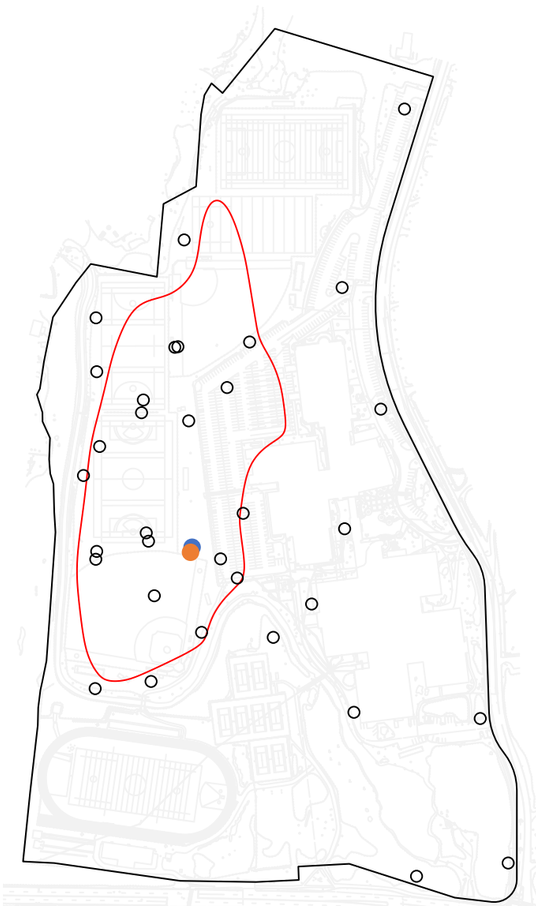

- MW−Y15
- MW−Y15D
- Other Wells

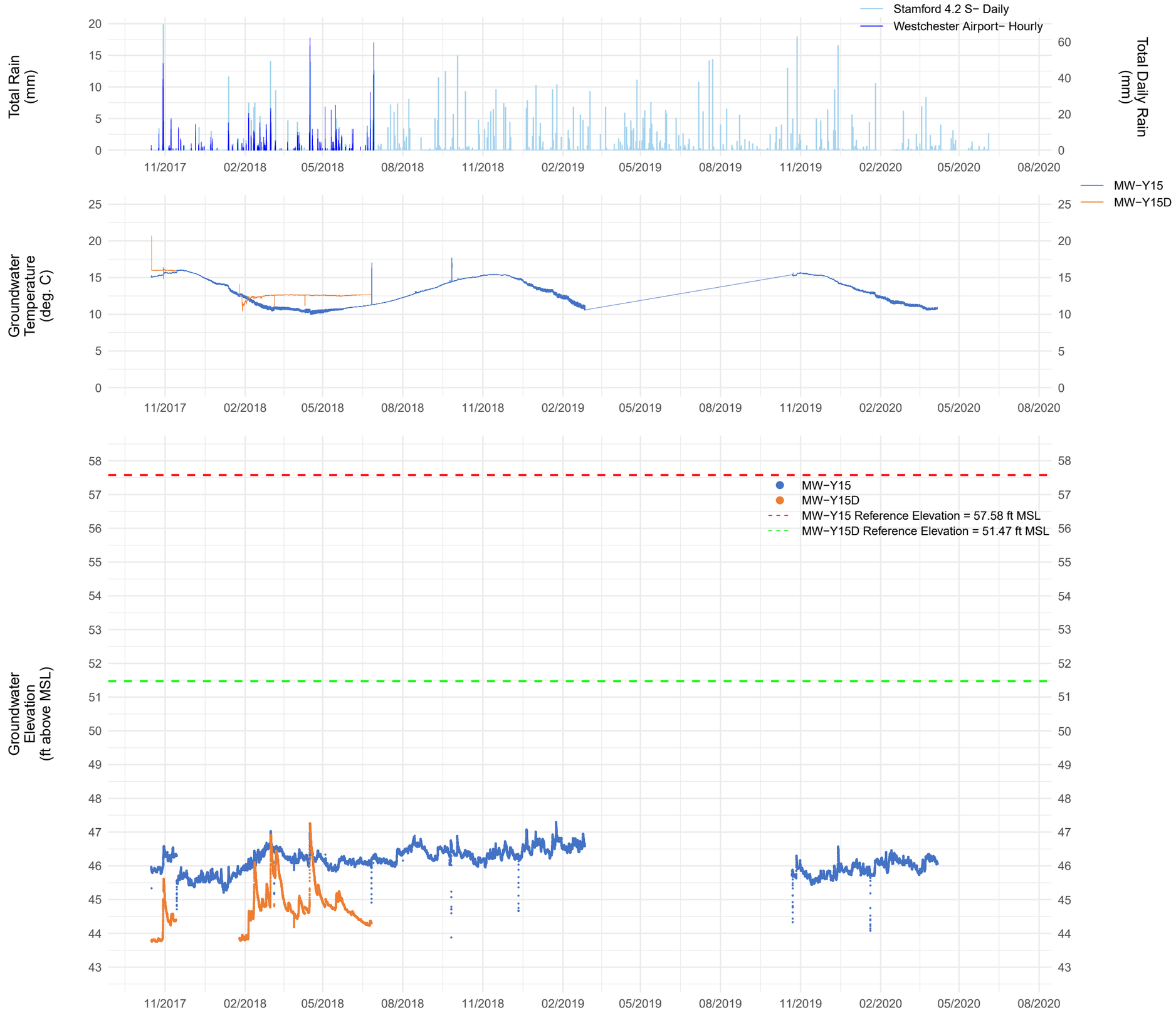

Note: Elevations shown in NGVD 29.
Site conversion factor: NGVD 29 - 1.1 = NAVD 88

Figure 7 - MW-AL10 Groundwater Elevation and Temperature

Greenwich High School

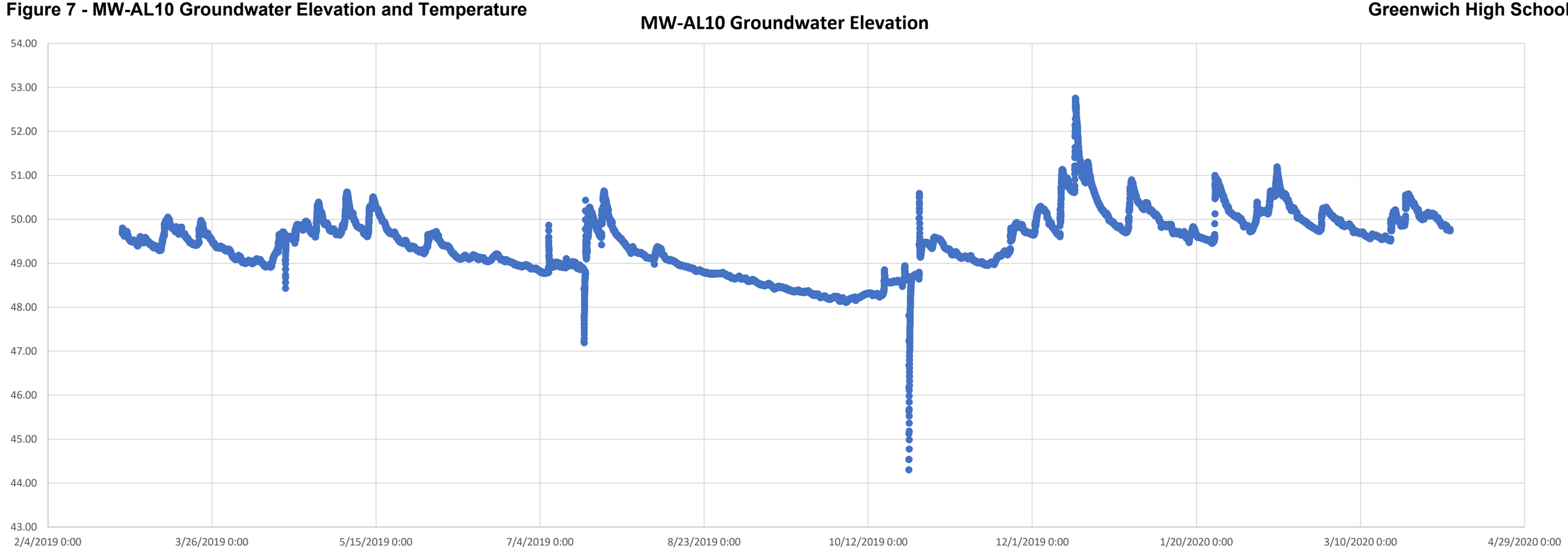

Note: Elevations shown in NGVD 29.
Site conversion factor: NGVD 29 - 1.1 = NAVD 88

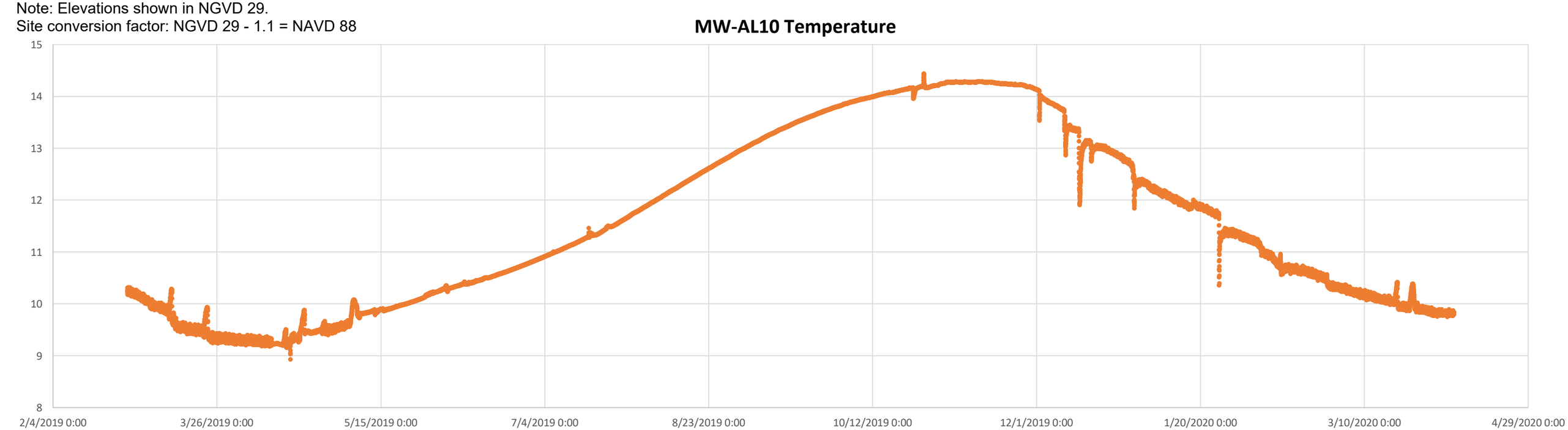

Figure 8 - MW-AG10 Groundwater Elevation and Temperature

Greenwich High School

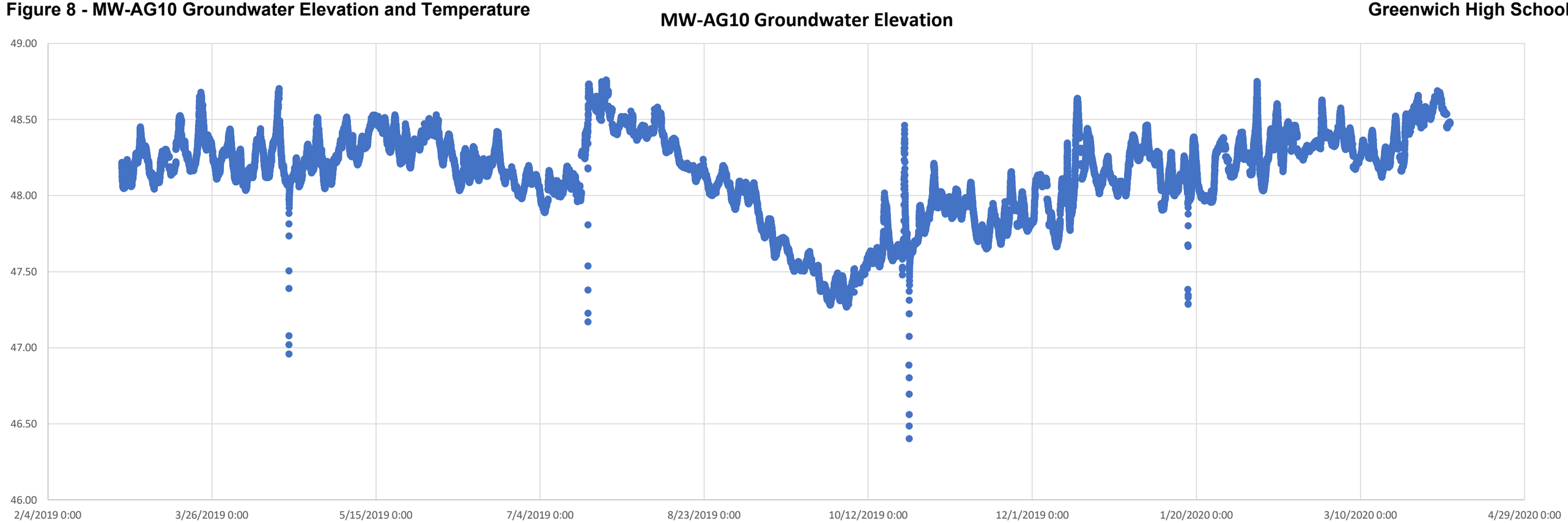

Note: Elevations shown in NGVD 29.
Site conversion factor: NGVD 29 - 1.1 = NAVD 88

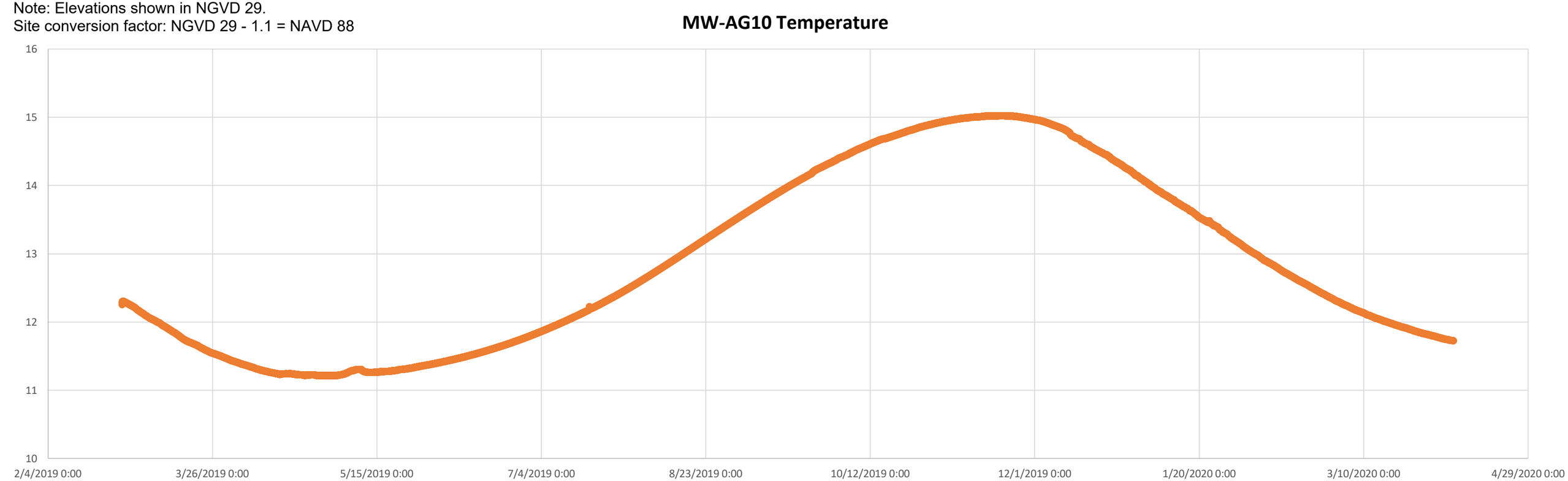

Figure 9 - MW-AE8 Groundwater Elevation and Temperature

Greenwich High School

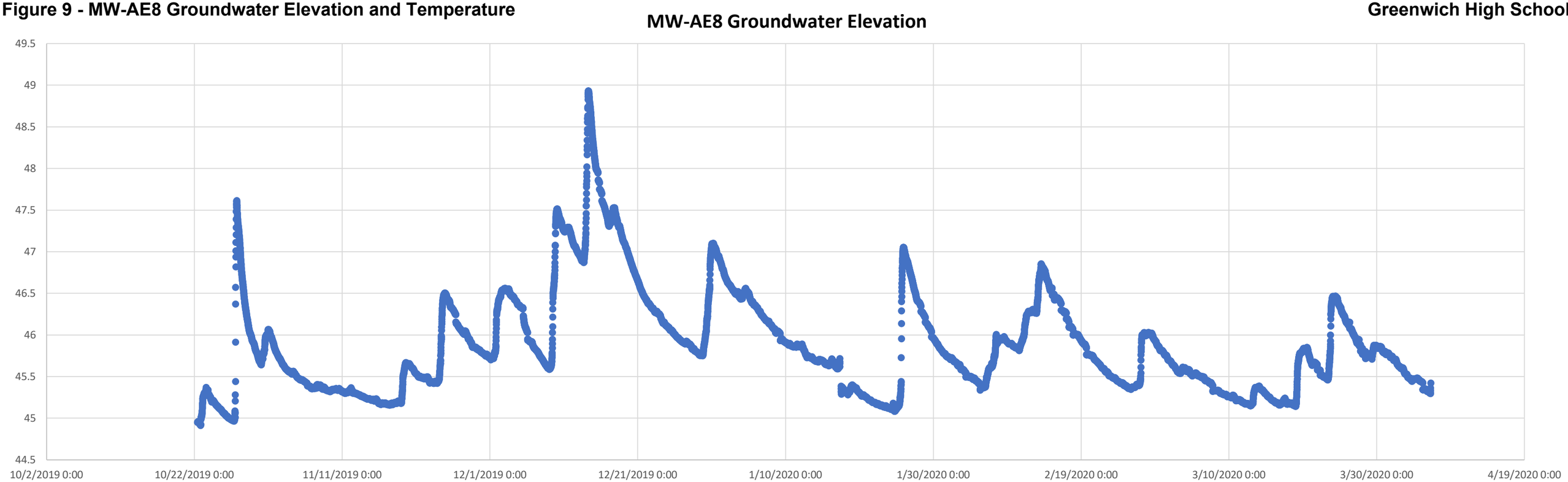

Note: Elevations shown in NGVD 29.

Site conversion factor: NGVD 29 - 1.1 = NAVD 88

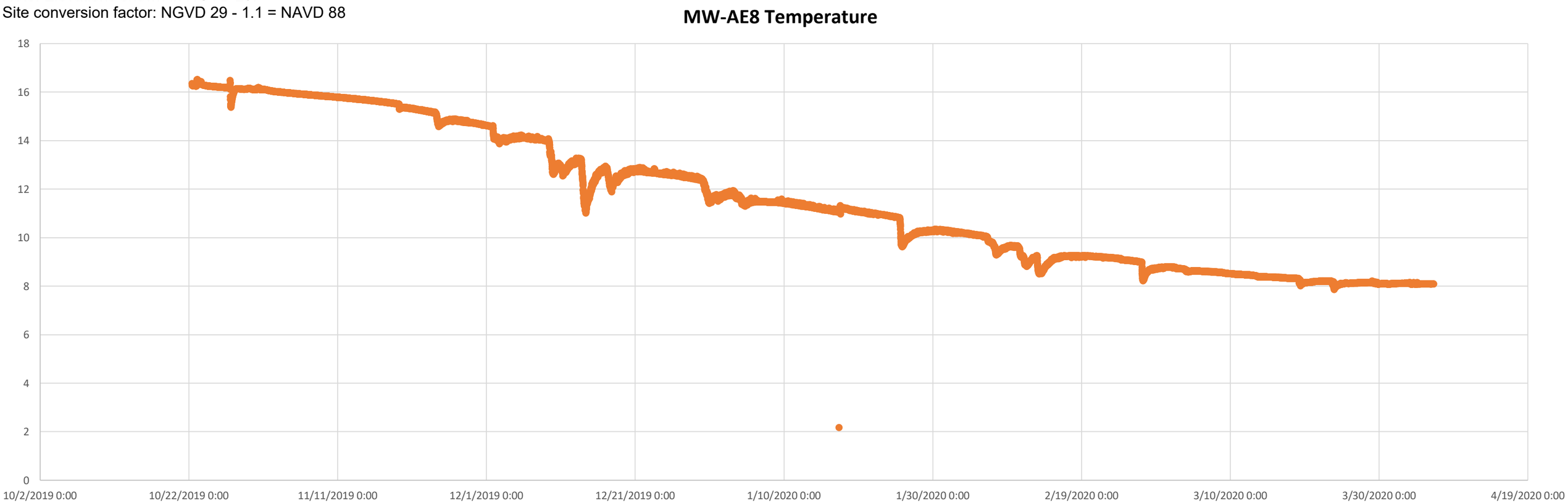

Figure 10 - MW-AH16R Groundwater Elevation and Temperature

Greenwich High School

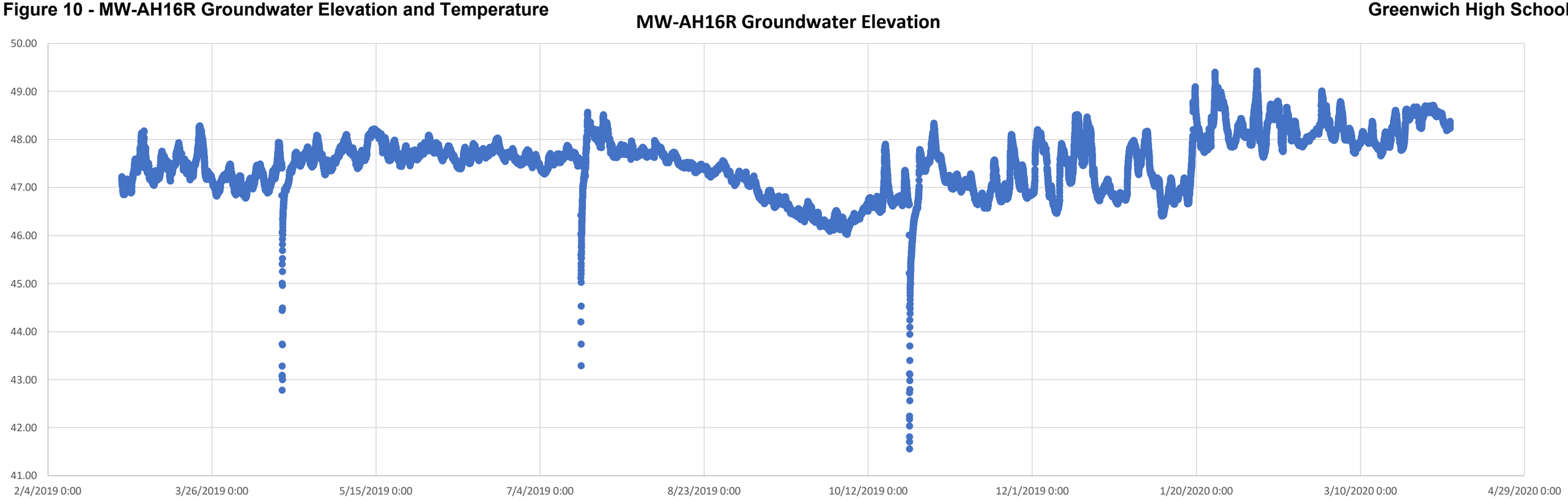

Note: Elevations shown in NGVD 29.
Site conversion factor: NGVD 29 - 1.1 = NAVD 88

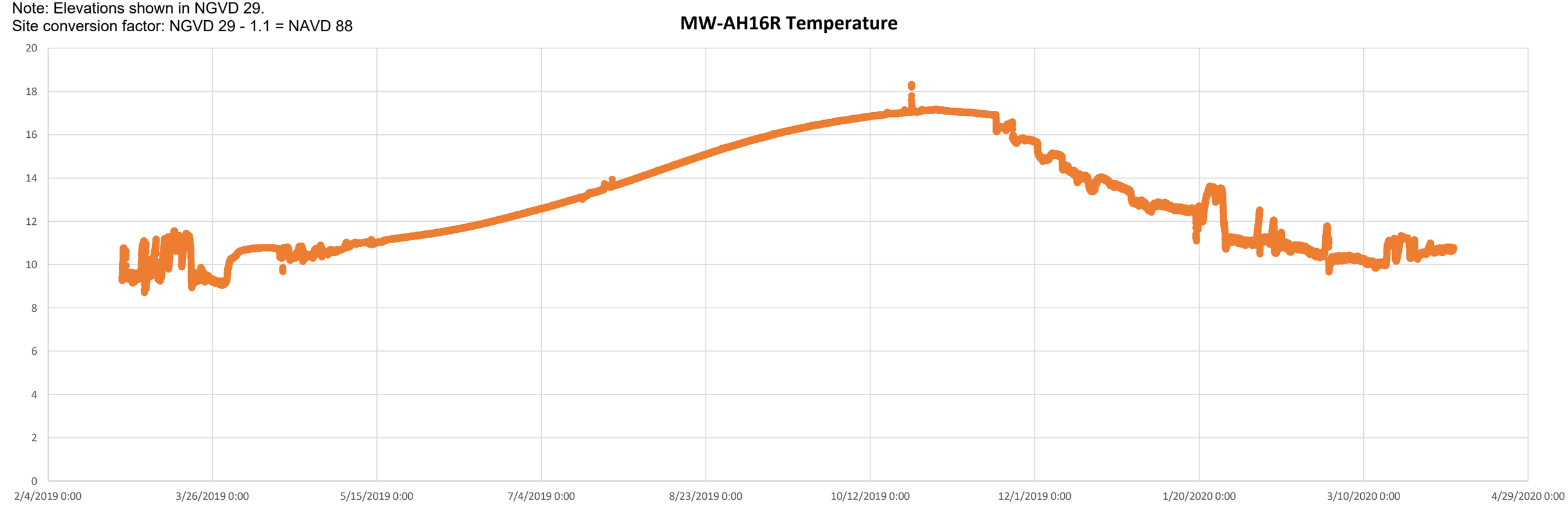

Appendix F

PCB Notification and Certification

AMY J. SIEBERT, P.E.
COMMISIONER

JAMES W. MICHEL, P.E.
DEPUTY COMMISIONER

Building Inspection
Building Construction & Maintenance
Engineering
Highway/Traffic Operations
Sewer
Waste Disposal

DEPARTMENT OF PUBLIC WORKS

January 8, 2021

Kimberly N. Tisa, Region 1 PCB Coordinator
United State Environmental Protection Agency
5 Post Office Square OSRR07-2
Boston, MA 02109-3912

Written Certification Required Under §761.61(a)(3)(E)
Phase II Remedial Action Plan
Greenwich High School
Greenwich, CT

Dear Ms. Tisa,

I certify that all sampling plans, sample collection procedures, sample preparation procedures, extraction procedures, and instrumental/chemical analysis procedures used to assess or characterize the PCB contamination at the Greenwich High School site, are on file at the AECOM offices located at 500 Enterprise Drive, Suite 1A, Rocky Hill, Connecticut, and are available for EPA inspection.

If you have any questions, comments, or concerns you may contact Patrick Haskell via phone at 401-854-2808 or via email at patrick.haskell@aecom.com.

Sincerely,

Amy J. Siebert, P.E.
Commissioner of Public Works
Town of Greenwich

cc: Daniel Watson, Town of Greenwich
Gary Trombly, CTDEEP
Amber Trahan, CTEEP
Jeff Wilcox, CTDEEP
Jane Warren, McCarter & English
Patrick Haskell, AECOM
Michael Doherty, AECOM

Town Hall, 101 Field Point Road, Greenwich, Connecticut 06830

PHONE: (203) 618-3001 **FAX NO. (203) 622-3716**

Appendix G

Public Notice Materials

To be published in the Greenwich Time

Notice of Remedial Action Plan
Greenwich High School
10 Hillside Road
Greenwich, CT

In accordance with Section 761.61(c) of the Chapter 40 of the Code of Federal Regulations (CFR), Section 22a-133x of the Connecticut General Statutes, and Section 22a-133k-2(f)(2) of the Regulations of Connecticut State Agencies (Connecticut Remediation Standard Regulations), notice is hereby given that environmental remediation is being planned for portions of the Greenwich High School property, located at 10 Hillside Road in Greenwich, Connecticut. The objective of the remediation is to excavate and properly dispose of soil containing polychlorinated biphenyls (PCBs), petroleum, polycyclic aromatic hydrocarbons (PAHs), metals, and pesticides from portions of the school property located west of the school building and to isolate deeper soil beneath a set of Engineered Controls (ECs). The ECs consist of a clean soil cap beneath the baseball and softball fields (Fields 2 and 5, respectively), an impermeable barrier beneath artificial turf Fields 3 and 4, and asphalt pavement in the western parking lot area. The school property is owned by the Town of Greenwich, 101 Field Point Road, Greenwich, CT 06830.

An EC was constructed in Summer 2020 to prevent contact with the PCB-polluted soil beneath the two northern most athletic fields (Fields 6 and 7) as part of the Phase I Remedial Action Plan (RAP). A RAP for the second phase of remediation (Phase II RAP) has been submitted to the Connecticut Department of Energy and Environmental Protection (CT DEEP) and the United States Environmental Protection Agency (EPA), and the public may provide comment on that plan for a period of 45 days following the publication of this notice. Copies of the Phase II RAP and Engineered Control (EC) Variance Applications are available for review at CT DEEP and on the Greenwich Public Schools website at www.greenwichschools.org. Additional information can be obtained by contacting Sasha Houlihan at (203) 625-7415 or sasha_houlihan@greenwich.k12.ct.us.

The Town of Greenwich and Greenwich Public Schools are planning to hold a virtual public meeting to provide additional information to the community and to provide additional opportunity for comment. Representatives from the CT DEEP and EPA will be available at the meeting to answer questions. The public meeting will be held at 6:00 p.m. on January 27, 2021 and can be accessed at the following link https://us02web.zoom.us/j/88245018250 or by dialing 646-558-8656 Webinar ID: 882 4501 8250.

If you have questions pertaining to the planned remediation please contact Jeff Wilcox at the Connecticut Department of Energy and Environmental Protection, 79 Elm Street, Hartford, CT 06106, (860) 424-3902 or jeff.wilcox@ct.gov. Written comments on the proposed Phase II RAP and EC applications may be submitted in writing to the Commissioner of the Connecticut Department of Energy and Environmental Protection, c/o Jeff Wilcox, Remediation Division, 79 Elm Street, Hartford, CT 06106 for a period of 45 days following publication of this notice.

AECOM
500 Enterprise Drive, Suite 1A
Rocky Hill, CT 06067

860.263.5800 tel.
860-263-5477 fax

January 12, 2021

Ms. Caroline Calderone Baisley
Director of Health
Greenwich Health Department
101 Field Point Road
Greenwich, CT 06830

Subject: Notification of Remediation
Greenwich High School
10 Hillside Rd
Greenwich, Connecticut

Dear Ms. Baisley,

On behalf of the Town of Greenwich Department of Public Works and Greenwich Public Schools, AECOM is providing notice of planned environmental remediation at the Greenwich High School property located at 10 Hillside Road in Greenwich, Connecticut. This notice is being provided in accordance with Section 761.61(c) of the Chapter 40 of the Code of Federal Regulations (CFR), Section 22a-133x of the Connecticut General Statutes and Section 2a-133k-2(f)(2) of the Connecticut Remediation Standard Regulations. The objective of the remediation is to excavate and properly dispose of soil containing polychlorinated biphenyls (PCBs), petroleum, polycyclic aromatic hydrocarbons (PAHs), metals, and pesticides from portions of the school property located west of the school building and to isolate deeper soil beneath a set of Engineered Controls (ECs). The ECs consist of a clean soil cap beneath the baseball and softball fields (Fields 2 and 5, respectively), an impermeable barrier beneath artificial turf Fields 3 and 4, and asphalt pavement in the western parking lot area. A figure depicting the location of the proposed excavation areas and ECs is attached. The remediation work is anticipated to be performed during the 2021, 2022, and 2023 school summer recesses, with the replacement of artificial turf Fields 3 and 4 occurring during the school year.

An EC has been previously constructed to prevent contact with the PCB-polluted soil beneath the two northern most athletic fields (Fields 6 and 7) as part of the Phase I Remedial Action Plan (RAP). A RAP for the second phase of remediation (Phase II RAP) been submitted to the CT DEEP and the EPA and is open for public comment for 45 days from the date of this letter. Copies of the Phase II RAP and EC Variance Applications are available for review at CT DEEP and on the Greenwich Public Schools website at www.greenwichpublicschools.org.

The Town of Greenwich and Greenwich Public Schools are planning to hold a virtual public meeting to provide additional information to the community and provide additional opportunity for comment. Representatives from the Connecticut Department of Energy and Environmental Protection (CT DEEP) and the US Environmental Protection Agency (EPA) will also be available to answer questions. The public meeting will be held via Zoom beginning at 6:00 pm on January 27, 2021. The Zoom meeting may be joined using the following link: https://us02web.zoom.us/j/88245018250 or by calling 646 558 8656 Webinar ID: 882 4501 8250

If you have any questions or comments pertaining to the information provided in this notification please contact Amy Siebert at asiebert@greenwichct.org or (203) 622-7740.

Yours sincerely,

Patrick Haskell, LEP, CHMM
Technical Lead

cc: Amy Siebert, Commissioner of Public Works, Town of Greenwich
Toni Jones, Superintendent of Greenwich Public Schools
Jeffrey Wilcox, CT DEEP

AECOM
500 Enterprise Drive, Suite 1A
Rocky Hill, CT 06067

860.263.5800 tel.
860-263-5477 fax

January 12, 2021

Abutting Property Owners
_____
Greenwich, CT 06830

Subject: Notification of Remediation
Greenwich High School
10 Hillside Rd
Greenwich, Connecticut

Dear _____,

On behalf of the Town of Greenwich Department of Public Works and Greenwich Public Schools, AECOM is providing notice of planned environmental remediation at the Greenwich High School property located at 10 Hillside Road in Greenwich, Connecticut. This notice is being provided in accordance with Section 761.61(c) of the Chapter 40 of the Code of Federal Regulations (CFR), Section 22a-133x of the Connecticut General Statutes, and Section 22a-133k-2(f)(2) of the Connecticut Remediation Standard Regulations, The objective of the remediation is to excavate and properly dispose of soil containing polychlorinated biphenyls (PCBs), petroleum, polycyclic aromatic hydrocarbons (PAHs), metals, and pesticides from portions of the school property located west of the school building and to isolate deeper soil beneath a set of Engineered Controls (ECs). The ECs consist of a clean soil cap beneath the baseball and softball fields (Fields 2 and 5, respectively), an impermeable barrier beneath artificial turf Fields 3 and 4, and asphalt pavement in the western parking lot area. A figure depicting the location of the proposed excavation areas and ECs is attached. The remediation work is anticipated to be performed during the 2021, 2022, and 2023 school summer recesses, with the replacement of artificial turf Fields 3 and 4 occurring during the school year.

An EC was constructed in Summer 2020 to prevent contact with the PCB-polluted soil beneath the two northern most athletic fields (Fields 6 and 7) as part of the Phase I Remedial Action Plan (RAP). A RAP for the second phase of remediation (Phase II RAP) has been submitted to the Connecticut Department of Energy and Environmental Protection (CT DEEP) and the United States Environmental Protection Agency (EPA), and the public may provide comment on that plan for a period of 45 days following the date of this letter. Copies of the Phase II RAP and Engineered Control (EC) Variance Applications are available for review at CT DEEP and on the Greenwich Public Schools website at www.greenwichschools.org. Additional information can also be obtained by contacting Sasha Houlihan at (203) 625-7415 or sasha_houlihan@greenwich.k12.ct.us.

The Town of Greenwich and Greenwich Public Schools are planning to hold a virtual public meeting to provide additional information to the community and to provide additional opportunity for comment. Representatives from the CT DEEP and EPA will be available to answer questions. The public meeting will be held via Zoom beginning at 6:00 pm on January 27, 2021. The Zoom meeting may be joined using the following link: https://us02web.zoom.us/j/88245018250 or by calling 646 558 8656 Webinar ID: 882 4501 8250

If you have questions pertaining to the planned remediation, please contact Jeff Wilcox at the Connecticut Department of Energy and Environmental Protection, 79 Elm Street, Hartford, CT 06106, (860) 424-3902 or jeff.wilcox@ct.gov. Written comments on the proposed RAP and ECs may be submitted in writing to the Commissioner of the Connecticut Department of Energy and Environmental Protection, c/o Jeff Wilcox, Remediation Division, 79 Elm Street, Hartford, CT 06106 for a period of 45 days following the date of this letter.

Yours sincerely,

Patrick Haskell, LEP, CHMM
Technical Lead

cc: Amy Siebert, Commissioner of Public Works, Town of Greenwich
Toni Jones, Superintendent of Greenwich Public Schools
Jeffrey Wilcox, CT DEEP