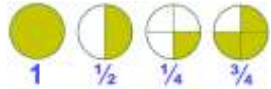













		9.10 9.25			10.40 10.55					3.20 3.35		
M		<p>Morning physical activity - http://jumpstartjonny.co.uk/</p> <p>Check-in 1: Starts Tuesday 12th January Welcome and introduction to the first part of the day's remote learning. Staff will explain the phonics and English learning to the children.</p> <p>Phonics Watch the video 'Weekly Phonics Explained' for an overview of how the phonics teaching progresses through each week. Learning challenge: To be able to read and spell words containing the 'ar' graphemes.</p> <p>Today we are focussing on – reading and spelling words with the ar spelling of the 'ar' sound.</p> <p>Watch this week's word building video to show you how to play this game with the words – Car – c/ar Smart – s/m/ar/t Start – s/t/ar/t</p> <p>Now watch the sound swap video before playing that game with the following words – Car, cart, art, dart</p> <p>Spellings To practice your spellings this week, please have a go at playing these games. Encourage your child to say the word in a sentence verbally, or to write the word into a sentence.</p>	Break	<p>English Learning challenge: To be able to VISUALISE and create a landscape.</p> <p>Success criteria: I can create an Arctic landscape drawing key features such as icy mountains, snow peaks and icicles. I can write adjectives around my collage to describe the nouns in my picture.</p> <p>Refer to the snowy landscape slides on the powerpoint.</p> <p>These slides are shown on our Academy site and are entitled as 'Term 3 Year 2 week 2 English Monday landscape slides' https://www.poundhillinfantacademy.org.uk/teaching-and-learning/remote-learning/year-two-resources</p> <p>Think about and answer the questions below: Where do you think this is? What clues makes you think this? What would it be like to be in this place? How would it feel to be there? How would you feel about going there? Have you been to a place like this?</p> <p>Task Have a go at recreating your own Arctic landscape. Think carefully about how you would create this. Include: Arctic peaks. Mountains. Think about what animals you might see there.</p>	Break	<p>Maths Learning challenge: To recognise and make equal parts of a shape or given quantity.</p> <p>Remember to... Make sure each part of a shape is the same.</p> <p>Make sure that when making equal parts of a number, each group has the same quantity</p>  <p>Click on the link below to access the powerpoint and resources for this lesson entitled 'Term 3 Week 2 Maths slides Monday' 'Shapes-Equal-Parts Sheet Maths Monday' 'Squared paper Maths Monday'</p> <p>https://www.poundhillinfantacademy.org.uk/teaching-and-learning/remote-learning/year-two-resources</p> <p>Click here for MyMaths login page</p> 	Break	<p>Reading Reading via Bug Club or your allocated reading book(s).</p>  <p>Click here for Bug Club Login</p>	Lunch break	<p>Topic- Handwriting Learning challenge: To be able to practice the formation of the letters OW, OU</p> <p>Please see video entitled 'handwriting ow ou'.</p>  <p>Remember to: Make sure your descenders are in between the black lines</p>	<p>PE Learning challenge: To take turns, share space and equipment. ... to use positive words when others do well. .. to use positive gestures/words to keep others going.</p> <p>Task Can you have a go at moving around the room like a penguin?</p> <p>Have a go at practicing to take off from two feet to landing back onto two feet.</p> <p>Remember to: Yellow –jumping from 2 feet to 2 feet forward, backward & sideways.</p> <p>Story Time Please share one of your favourite books with an adult, or visit https://www.bbc.co.uk/iplayer/episodes/b00jdlm2/cbeebies-bedtime-stories and choose a story you have not heard before.</p>	<p>Check-in 2: Starts Tuesday 12th January Mid-morning check-in and to explain the next part of the remote learning</p> <p>Check-in 3: Starts Tuesday 12th January Story time and thoughts of the day</p>

T	<p>Break Morning physical activity – http://jumpstartjonny.co.uk/</p>	<p>Check-in 1: Welcome and introduction to the first part of the day's remote learning. Staff will explain the phonics and English learning to the children.</p>	<p>Phonics Learning challenge: to be able to read and spell words containing the 'ar' graphemes.</p> <p>Today we are focussing on – reading and spelling words with the ar or a spelling of the 'ar' sound.</p> <p>Watch this week's word building video to remind you before building these words with the 'a' spelling of the 'ar' sound. (NB – these words are affecting by dialect) Ask – a/s/k Grasp – g/r/a/s/p Path – p/a/th</p> <p>Revise yesterday's words with the 'ar' spelling.</p> <p>Many of the Year 2 core words contain today's focus spelling. Write each word on a piece of paper so that you can practice reading and spelling them this week – Fast, last, past, class, grass, pass, path, bath, father</p>	<p>English Learning challenge: To discuss favourite words and phrases. To discuss word meanings, linking new meanings to those already known. To use expanded noun phrases to describe. To write present and past tenses correctly</p> <p>Success Criteria I can describe the landscape of Antarctic. I can challenge myself to explore new vocabulary and learn what the words mean. I can use descriptive language. I can explore personification.</p> <p>Within today's lesson you will be writing using examples of personification and similes. See links below to support you with this.</p> <p>Similes. What is a simile? A figure of speech involving the comparison of one thing with another thing of a different kind, used to make a description more emphatic or vivid (e.g. <i>as brave as a lion</i>). Click on the link to learn more about this:- https://www.bbc.co.uk/bitesize/topics/zmfc7ty/articles/zrrhpg8</p> <p>Personification What is personification? Why do we use it? Have a look at an example here: https://www.bbc.co.uk/bitesize/topics/zfkk7ty/articles/zw9p8m n</p> <p>On our Academy site, please view the resource entitled 'Tuesday Personification mix and match'.</p>	Break	<p>Check-in 2: Mid-morning check-in and to explain the next part of the remote learning</p>	<p>Maths Learning challenge To recognise, find, name and write fractions $\frac{1}{2}$ of a length, shape, set of objects or quantity.</p> <p>To write simple fractions for example, $1/2$ of 6 = 3</p> <p>Remember to... Make equal parts/ quantities</p> <p>Find 1 part of your whole</p> <p>Use your division facts of dividing by 2 to help you</p> <p>Click on the link below to access the powerpoint and resources for this lesson entitled 'Term 3 Week 2 Maths slides Tuesday' 'One half sheet Maths Tuesday'</p> <p>https://www.poundhillinfantacademy.org.uk/teaching-and-learning/remote-learning/year-two-resources</p>	Break	<p>Reading</p> <p>Reading via Bug Club or your allocated reading book(s).</p> <p> Bug Club</p> <p>Click here for Bug Club Login</p>	Lunch break	<p>Science Learning challenge: To make predictions about which material would be best at mopping up a spillage of water -To investigate which papers are the most absorbent by choosing a method and working in a group -To understand the different reasons why people may need to use absorbent materials</p> <p>Task Collect different towels, kitchen paper, kitchen cloths in your house. Today we are going to investigate which towel or cloth absorbs the most water and why.</p> <p>Scenario: Someone knocks over a glass of water. <i>I want to be able to mop up the water quickly, before it ruins the wood on the table and then drips on the floor, but I never know which paper towel to use. I have so many at home and it is quite confusing.</i></p> <p>Can you come up with a hypothesis (an explanation) to tell me which towel is the best to use and why? e.g. <i>More expensive brands of paper towel are more absorbent or Thicker towels are more absorbent.</i></p> <p>Watch the clip: https://www.youtube.com/watch?v=FAmTzD46Kg</p>	<p>PE Learning challenge: To take turns, share space and equipment. ... to use positive words when others do well. .. to use positive gestures/words to keep others going.</p> <p>Task Can you have a go at moving around the room like a penguin?</p> <p>Have a go at practicing to take off from two feet to landing back onto two feet.</p> <p>Remember to: Green – jumping from 2 feet with a quarter turn in both directions</p> <p>Story Time</p> <p>Please share one of your favourite books with an adult, or visit https://www.bbc.co.uk/iplayer/episodes/b00jdlm2/cbeebies-bedtime-stories and choose a story you have not heard before</p>	<p>Check-in 3: Story time and thoughts of the day</p>
---	---	---	---	--	-------	--	--	-------	---	-------------	--	--	--

			<p>https://www.poundhillinfantacademy.org.uk/teaching-and-learning/remote-learning/year-two-resources</p> <p>Cut up the left from the right side of the table and then have a go at matching the pairs together to show personification.</p> <p>Please see slide 10 for today's task in English. Choose your level of challenge. Comfort is the easiest challenge of today's task and 'challenge' is more challenging.</p> <p>Please see presentation entitled 'Term 3 Week 2 English Tuesday Slides'. 'Tuesday 12th January Antarctica pictures'. https://www.poundhillinfantacademy.org.uk/teaching-and-learning/remote-learning/year-two-resources</p>						<p>What did you notice here about the absorbency? What absorbed more? Why?</p>		
--	--	--	--	--	--	--	--	--	--	--	--

W	<p>Break Morning physical activity - http://jumpstartjonny.co.uk/</p>	<p>Check-in 1: Welcome and introduction to the first part of the day's remote learning. Staff will explain the phonics and English learning to the children.</p>	<p>Phonics Learning Challenge - To be able to read and spell words containing the 'ar' graphemes.</p> <p>Today we are focussing on – reading and spelling words with the ar, a or al spelling of the 'ar' sound.</p> <p>Watch this week's word building video to remind you before building these words with the 'al' spelling of the 'ar' sound. Palm – p/al/m Calm – c/al/m Balm – b/al/m</p> <p>Revise this week's other words with the 'ar' spelling. (ar, a)</p> <p>Now practice reading & spelling some of this week's Yr 2 core words from Tuesday.</p>	<p>English Learning challenge: To be able to discuss favourite words and phrases. To be able to participate in discussions about books, taking turns and listening. To write present and past tenses correctly To be able to discuss word meanings, linking new meanings to those already known.</p> <p>Success Criteria: Write a clear description of the setting. To use expanded noun phrases and different sentence openers. To include a similes and personification</p> <p>Task: Read the description of the snowy landscapes on the slides. What do you like about these descriptions? Use the Antarctica pictures from Tuesday's lesson to have a go at writing your own description that describes the Arctic. Use the word mat in the resources on the website to support you in using adjectives.</p> <p>Refer to Academy website for PDF entitled 'Term 3 Week 2 English Wednesday slides' 'English Wednesday word mat' https://www.poundhillinfantacademy.org.uk/teaching-and-learning/remote-learning/year-two-resources</p>	Break	<p>Check-in 2: Mid-morning check-in and to explain the next part of the remote learning</p>	<p>Maths Learning challenge: To recognise, find, name and write fractions $\frac{1}{4}$, of a length, shape, set of objects or quantity.</p> <p>To write simple fractions for example, $\frac{1}{2}$ of 6 = 3</p> <p>Remember to... Make equal parts/ quantities Find 1 part of your whole</p> <p>Use your knowledge about a $\frac{1}{2}$ of a shape or quantity</p> <p>Click on the link below to access the powerpoint for this lesson entitled 'Term 3 Week 2 Maths slides Wednesday'</p> <p>https://www.poundhillinfantacademy.org.uk/teaching-and-learning/remote-learning/year-two-resources</p> <p> Click here for MyMaths login page</p>	Break	<p>Reading</p> <p>Reading via Bug Club or your allocated reading book(s).</p> <p> Bug Club</p> <p>Click here for Bug Club Login</p>	Lunch break	<p>Computing Learning challenge To understand how to contribute to an existing blog.</p> <p>To understand how and why blog posts are approved by the teacher.</p> <p>Task: To continue writing your own year 2 class blog on Purple Mash</p> <p>Please log onto Purple Mash' and search for' – '2blogs'.</p> <p>Purple Mash by 2Simple</p> <p>Please click on the link below and search for a powerpoint presentation entitled 'week 2 blogs' to learn how to retrieve your existing blog and continue to create posts around your favourite parts of year 2 so far this year.</p> <p>NB The children worked in pairs previously on this. Some children may not have a pre-existing blog shared on their Purple Mash account. They can start their own blog at home.</p> <p>https://www.poundhillinfantacademy.org.uk/teaching-and-learning/remote-learning/year-two-resources</p>	<p>PE Learning challenge: To take turns, share space and equipment. ... to use positive words when others do well. .. to use positive gestures/words to keep others going.</p> <p>Task Can you have a go at moving around the room like a penguin?</p> <p>Have a go at practicing to take off from two feet to landing back onto two feet.</p> <p>Remember to: Red – complete a tucked jump with 180° turn in either direction</p> <p>Story Time</p> <p>Please share one of your favourite books with an adult, or visit https://www.bbc.co.uk/iplayer/episodes/b00jdlm2/cbeebies-bedtime-stories and choose a story you have not heard before</p>	<p>Check-in 3: Story time and thoughts of the day</p>
---	---	---	--	---	-------	--	---	-------	---	-------------	---	---	--

T H	<p>Break Morning physical activity – http://jumpstartjonny.co.uk/</p>	<p>Check-in 1:</p> <p>Welcome and introduction to the first part of the days remote learning. Staff will explain the phonics and English learning to the children.</p>	<p>Phonics</p> <p>Learning challenge: to be able to read and spell words containing the ‘ar’ graphemes.</p> <p>Today we are focussing on – reading and spelling words with the ar, a, al or au spelling of the ‘ar’ sound.</p> <p>Watch this week’s word building video to remind you before building these words with the ‘au’ spelling of the ‘ar’ sound. Laugh – l/au/gh Draught – d/r/au/gh/t</p> <p>Activity: one sound, diff spelling. Read/write Read Arthur’s Broken Arm on the Phonics PP.</p> <p>(NB – this text is quite a challenge so please support your children or read it to them so that they can listen out for the ‘ar’ words in the text)</p> <p>Seek the sound Identifying the focus sounds in the text. Make a list of any ‘ar’ words you heard in the story.</p> <p>Challenge – can you group them according to their spelling? ar, a, al, au</p>	<p>English</p> <p>Learning challenge: To be able to create some facts about penguins.</p> <p>Success Criteria: To write clear facts about penguins from what I have learnt.</p> <p>To write a question for what I would like to learn next about penguins</p> <p>Today we received an ‘egg’ in class. Where do you think this egg has come from? It arrived in ice. Why would an egg be in ice? Discuss with an adult.</p>  <p>Refer to Academy website for PDF entitled ‘Thursday 14th January.English’ , ‘Penguin facts Thursday’ ‘Tell me grid Thursday’ for today’s presentation and resources.</p> <p>https://www.poundhillinfantacademy.org.uk/teaching-and-learning/remote-learning/year-two-resources</p> <p>Use the presentation to help you to find out more about the text we are learning from. Read the fact file about penguins and underline any key information that stands out to you. Using this information, on the ‘tell me grid’ write in full sentences- what you like about this text/ dislike and why.</p> 	<p>Break</p>	<p>Check-in 2:</p> <p>Mid-morning check-in and to explain the next part of the remote learning</p>	<p>Maths</p> <p>Learning challenge To recognise and write fractions 1/3 of a length or shape.</p> <p>To write simple fractions for example, 1/2 of 6 = 3</p> <p>Remember to... Make equal parts/ quantities Find 1 part of your whole</p> <p>Click on the link below to access the powerpoint for this lesson entitled ‘Term 3 Week 2 Maths slides Thursday’</p> <p>https://www.poundhillinfantacademy.org.uk/teaching-and-learning/remote-learning/year-two-resources</p>  <p>Click here for MyMaths login page</p>	<p>Break</p>	<p>Reading</p> <p>Log on to Purple Mash to play a game called ‘Word splits’.</p>  <p>Within this game you need to click and drag the words from the center boxes and add them under the correct heading.</p> <p>This will help you to recap on your knowledge of adjectives, nouns and adverbs .</p> 	<p>R.E</p> <p>Learning challenge: To understand there are different religions in the world.</p> <p>To understand the importance of respecting other peoples beliefs and rituals.</p> <p>To know that the Torah is a holy book that is treated with care, reflecting the Jewish beliefs</p> <p>Success Criteria: - name the holy book for the Faith(s) I am learning about -describe why this holy book is so special. -describe how this holy book is stored. -talk about the similarities and differences between each</p> <p>How many different religions have the children heard of? Look at the presentation entitled ‘Term 3 week 2 RE’ and identify different religions and their symbols.</p> <p>Click on the link below to find out about Charlie. Charlie talks about what it is like to be Jewish and why it is important to him. https://www.youtube.com/watch?v=72QaHckhilw</p> <p>Charlie is Jewish and his religion is Judaism. Do you as a family have a religion? If so what is it?</p>	<p>PE</p> <p>Learning challenge: To perform a workout</p> <p>Join Joe Wick’s in a 15 minute workout. Make sure you: -warm up before exercising. -drink plenty of water. -Wearing appropriate clothing and footwear - have enough space -take a break if you need to.</p> <p>https://www.youtube.com/user/thebodycoach1/featured</p> <p>Story Time</p> <p>Please share one of your favourite books with an adult, or visit https://www.bbc.co.uk/iplayer/episodes/b00jdlm2/cbeebies-bedtime-stories and choose a story you have not heard before</p>	<p>Check-in 3:</p> <p>Story time and thoughts of the day</p>
--------	--	---	--	---	--------------	---	--	--------------	--	---	---	---

F

Break Morning physical activity - <http://jumpstartjonny.co.uk/>

Check-in 1:

Welcome and introduction to the first part of the day's remote learning. Staff will explain the phonics and English learning to the children.

Phonics

Learning Challenge - to be able to read and spell words containing the 'ar' graphemes.

Dictation

Listen to the dictation on the Phonics PP and write it down very carefully including capital letters and punctuation.

Dictation - Arthur fell off his bike on the pathway because he was going too fast. Oh no, his shoe has broken apart!

Grammar

Lesson Objective:

To turn adjectives into adverbs using 'ly'.

Success Criteria

I know what an adjective is.
I can use an adjective to describe a noun.
I know that an adverb describes how an adjective is carried out.
I know that an adverb uses 'ly' at the end of a word.

Please refer to the presentation on our Academy site entitled **'Term 3 week 2 English Friday spelling words ending in 'ly'**'. Think carefully about how word endings change the meaning of words. Practice these spelling rules at home.

Break

English

Learning challenge:

To be able to create a life cycle.

Success Criteria:

I can watch the video to find out more about the life cycle of a penguin.
I can use arrows to show the progress of growth in the life cycle.
I can label the life cycle to show the different stages.

Task: To create and draw the life cycle of a penguin.

Remember to:

Label your life cycle across the different stages.
Show arrows to indicate how the life cycle is changing.



Please refer to the presentation on our Academy site entitled **'Term 3 week 2 English Friday'**.

Break

Check-in 2:

Mid-morning check-in and to explain the next part of the remote learning

Maths

Learning challenge:

To find, name and write fractions 1/3, of a set of objects or quantity.

Remember to...

Make equal parts/ quantities
Find 1 part of your whole

Click on the link below to access the powerpoint for this lesson entitled **'Term 3 Week 2 Maths slides Friday'**

<https://www.poundhillinfantacademy.org.uk/teaching-and-learning/remote-learning/year-two-resources>



[Click here for MyMaths login page](#)

Break

Reading

Reading via Bug Club or your allocated reading book(s).



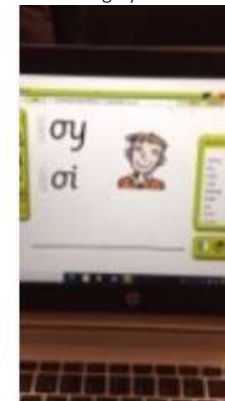
[Click here for Bug Club Login](#)

Lunch break

Handwriting

Learning challenge: To be able to practice the formation of the letters oy oi

Please see video entitled 'handwriting oy oi'.



Remember to:
Make sure your descenders are in between the black lines.

PE

Learning challenge

To understand how to be active, and be healthy.

Can you practice doing a star jump?
Practice bending your knees before you take off from the ground.
Swing your arms out to the sides to help you to leap up higher from the ground.
Watch the clip to find out how to perform one:

<https://www.bing.com/videos/search?q=star+jump+practice+&&view=detail&mid=CF52B1AA85F1983FCD7DCf52B1AA85F1983FCD7D&&FORM=VRD&ru=%2Fvideo%2Fsearch%3Fq%3Dstar%2Bjump%2Bpractice%2B%26go%3DSearch%26qs%3Dds%26form%3DQ&vbr>

Download some PE activities that you can do at home.
This resource on the website is called **'Be happy be healthy PE Friday'**.

Story Time

Listen to a story read by Mrs Chamberlain. See video on website entitled **'Mrs Chamberlain story time'**.
Who was your favourite character why?
What adjectives were used to describe the nouns in this text?

Check-in 3:

Story time and thoughts of the day

