




		8.45 9.00			10.20 10.35					3.00 3.15		
M	<div>Morning physical activity - http://lumpstartionny.co.uk/</div> <div>Check-in 1: Starts Tuesday 12th January</div> <div>Welcome and introduction to the first part of the day's remote learning. Staff will explain the phonics and English learning to the children.</div>	<div>Phonics Phonics: Link to Video 1 Term 3 week 2 https://www.poundhillinfantacademy.org.uk/teaching-and-learning/remote-learning/year-one-resources</div> <div>Today we are going to be using word building</div> <div>We are going to say the sound and read the word as we identify the sounds we need to build the word. Once completed we will say the sound and write the word.</div> <div>boat, goat, coat</div>	Break	<div>English Learning Objective To respond to an illustration</div> <div>Success Criteria Think about your ideas Discuss how you help our world Write your ideas and how we can help our world in full sentences.</div> <div>Read -10 things I can do to help my world pp Term 3 Week 2 slide 21 https://www.poundhillinfantacademy.org.uk/teaching-and-learning/remote-learning/year-one-resources</div> <div>Look at the last illustration in the book, of the earth with the flap down: 'I love my world.' Slide 21 Think about what this means to you, write your ideas in thought bubbles around an illustration of the Earth. – What does it mean to love your world? – How do we show the world that we love it? – Does everyone show that they love the world? – Do WE show it all the time?</div> <div>Look at the front cover of the book, slide 1, think about the world and how it might need some help. How can and do we help our world? Complete your ideas in full sentences.</div> <div></div>	Break	<div>Maths Learning Objectives To know how to use and read a ruler. To learn the measurement unit centimetres. To know how to use and read a metre. To learn the measurement unit centimetres.</div> <div>Success Criteria Make sure that you measure from the beginning of the object. You must start at 0 Look where the objects end to read the length/ height</div> <div>Lesson 1 PowerPoint- Follow the link below. Monday Length and Height https://www.poundhillinfantacademy.org.uk/teaching-and-learning/remote-learning/year-one-resources</div> <div></div> <div>Click here for MyMaths login page Then complete a game on 'Height'. https://app.mymaths.co.uk/5928-lesson/comparing-length</div>	Break	<div>Reading</div> <div>Reading via Bug Club or your allocated reading book(s).</div> <div></div> <div>Click here for Bug Club Login</div>	Lunch break	<div>History Learning Objective To know some changes in technology in living memory</div> <div>Success Criteria: Correctly sort <i>some</i> of the technological items from the past or still in use now Understand that technology changes rapidly and what was once cutting edge soon becomes dysfunctional. Know that : things that have already happened as being 'in the past' To know that things that are happening now as being 'in the present' And things that may happen, but have not happened yet, as being 'in the future' e.g. tomorrow is in the future, your next birthday is in future.</div> <div>Click on the link below and Watch this power point and discuss together. History-changes in technology within living memory. https://www.poundhillinfantacademy.org.uk/teaching-and-learning/remote-learning/year-one-resources Discuss with your grown up any ideas that you have about what technologies we might see in the future</div> <div>Click on the link below and Complete this activity. History sorting activity Term 3 https://www.poundhillinfantacademy.org.uk/teaching-and-learning/remote-learning/year-one-resources</div>	<div>PE Learning challenge: To name some things I am good at. To understand and follow simple rules.</div> <div>Task : Imagine that you are a train moving along a train line. Travel forwards and backwards fluidly along the line, maintaining your balance so that you barely wobble. Which part of this did you succeed at?</div> <div>Remember to: Yellow – I can walk forwards with fluidity and minimum wobble. I can walk backwards with fluidity and minimum wobble.</div> <div>Story Time Please share one of your favourite books with an adult, or visit https://www.bbc.co.uk/iplayer/episodes/b00jdlm2/c-beebies-bedtime-stories and choose a story you have not heard before.</div>	<div>Check-in 3: Starts Tuesday 12th January</div> <div>Story time and thoughts of the day</div>

Morning physical activity - <http://jumpstartionmy.co.uk/>Check-in 1: Starts Tuesday 12th January

Welcome and introduction to the first part of the day's remote learning. Staff will explain the phonics and English learning to the children.

Break



Break





Check-in 2: Starts Tuesday 12th January
Mid-morning check-in and to explain the next part of the remote learning


Break

Lunch break

[illegible]

											<div>Don't forget to click on the rewind button to send Red Riding Hood back to the beginning!</div> <div></div> <div><div>You can save your completed challenge by typing your name at the bottom and saving your work before you exit the program.</div><div></div></div> <div><div>Remember: Make sure you put your instructions in the right order, starting with the first box. You can always change an instruction if it doesn't work and try again. Always tell your grown-up if you see anything on the internet or whenever you are online that gives you a funny feeling in your tummy.</div></div>		
--	--	--	--	--	--	--	--	--	--	--	---	--	--

TH			<p>Phonics Phonics: Link to Phonics powerpoint Term 3 week 2 https://www.poundhillinfantacademy.org.uk/teaching-and-learning/remote-learning/year-one-resources</p> <p>Today we are going to complete a sentence dictation, revising the <ee> sound. Can a member of your family read the sentence and then you write it?</p> <p>Remember to say your sounds as you write the word.</p> <p>He went to ski in the stream.</p>	<p>English Learning Objective To write an information poster</p> <p>Success Criteria Discuss the range of information Design an information poster Include a heading Include captions</p> <p>Research a range of information posters relating to aspects of conservation. Discuss what makes the poster successful in conveying its message and being persuasive to the reader - pulling out effective features and looking closely at how the information has been represented within the printed text and imagery.</p> <p>Re-read '10 things I can do to help my world' looking at the way in which it has been constructed and designed, paying particular attention to the lift-the-flap paper engineering and why it enhances the experience for the reader; making us think about what we might do ourselves before being told.</p> <p>Make a large poster which uses a question taken from your previous research. Make sure you include a range of facts and questions for the reader.</p> 	<p>Break</p> <p>Check-in 2: Mid-morning check-in and to explain the next part of the remote learning</p>	<p>Maths Learning Objective To be able to compare lengths in a problem using different objects.</p> <p>Success Criteria Make sure that you measure from the beginning of the object. You must start at 0</p> <p>Look where the objects end to read the length/ height</p> <p>Lesson 4 Power Point- Follow the link below. Thursday Length and Height</p> <p>https://www.poundhillinfantacademy.org.uk/teaching-and-learning/remote-learning/year-one-resources</p>  <p>Click here for MyMaths login page</p> <p>Measuring Height</p> <p>https://app.mymaths.co.uk/5928-lesson/comparing-length</p>	<p>Reading</p> <p>Reading via Bug Club or your allocated reading book(s).</p>  <p>Click here for Bug Club Login</p> <p>Break</p>	<p>R.E Learning Challenge: -To find out about what symbols are. -To be able to recognise and name some Christian religious symbols. -To know why these symbols are important to people of the Christian faith.</p>  <p>Success Criteria: I can explain what a symbol is. I can recognise, name and talk about the meaning behind some Christian symbols.</p> <p>This week we'd like you to find out about symbols that are seen in the Christian faith. Click on the link below to access the PowerPoint entitled T-RE-027-Christian-Symbols-Teaching-and-Task-Setting-Powerpoint and find out how we want you to present your learning:</p> <p>https://www.poundhillinfantacademy.org.uk/teaching-and-learning/remote-learning/year-one-resources</p> <p>Remember: Please take photos of your work and tweet or email them to the Year 1 address.</p> <p>Lunch break</p>	<p>PE</p> <p>Learning challenge: To perform a workout</p> <p>Join Joe Wick's in a 15 minute workout. Make sure you: -warm up before exercising. -drink plenty of water. -Wearing appropriate clothing and footwear - have enough space -take a break if you need to.</p> <p>https://www.youtube.com/user/thebodycoach1/featured</p> <p>Story Time Please share one of your favourite books with an adult, or visit https://www.bbc.co.uk/ip/laver/episodes/b00jdlm2/cbeebies-bedtime-stories and choose a story you have not heard before</p>	<p>Check-in 3: Story time and thoughts of the day</p>
----	--	--	---	---	---	---	---	--	--	---

F	<p>Morning physical activity - http://jumpstartionny.co.uk/</p>	<p>Check-in 1</p> <p>Welcome and introduction to the first part of the day's remote learning. Staff will explain the phonics and English learning to the children.</p> <p>Phonics Practice your spellings using this link: https://www.purpleshomework.com/#~bGF1bmNoZXI9anNhcHBzJTJGZGJlJTJGcXVpenNwJmxhdW5jaGVyTmFtZT1qc2FwcHMIMkZkaXklMkZxdWl6c3AmdXNlcndvcms9U3BibGxpbmZK1cxK1QzLjJxdWl6c3AmZnVsbFBhdGg9X2FyY2hpdmUIMkZzY2hvb2xmaWxlcY</p> <p>Click on the above link to complete the spelling quiz</p> <p>Handwriting Once completed watch the handwriting video to complete lower case 'b' handwriting. https://central.espresso.co.uk/espresso/primary_uk/subiect/module/video/item339814/grade1/module1244120/index.html</p> <p>Discovery EDUCATION The username Espresso username – student29349</p> <p>Password -Poundhill2016</p>	<p>English To use the plural 's', and 'es' Success Criteria Explain what plural is Add the plural 's', 'es' Include a range of plurals 's', 'es' in words Include the suffixes in full sentences.</p> <p>Plural powerpoint Term 3 Week 2 https://www.poundhillinfantacademy.org.uk/teaching-and-learning/remote-learning/year-one-resources</p> <p>Carefully read through the plural powerpoint pay careful attention to the rule for the plural 's' and 'es'. Challenge yourself to include five words for the 's' plural in interesting sentences and five words for the 'es' plural in super sentences.</p> <p>Remember to think, write, read.</p>	<p>Maths Learning Objective</p> <p>To be able to measure lengths accurately and be able to order them in ascending order.</p> <p>Success criteria</p> <p>Make sure that you measure from the beginning of the object. You must start at 0 Look where the objects end to read the length/ height.</p> <p>Lesson 5 Power Point- Follow the link below. -Friday Length and Height</p> <p>https://academiescentral-my.sharepoint.com/:p:/g/persona/n_nalawade_phiacademy_org_u/k/EUHWSEpxikVGIOOXSnH6XsIB3qYZW4y8fyjmmnhFG638Gw?e=QkHLa5</p>	<p>Reading</p> <p>Reading via Bug Club or your allocated reading book(s).</p> <p></p> <p>Click here for Bug Club Login</p>	<p>Expressive Art Learning Challenge: To draw an observational drawing of a natural object.</p> <p>Success Criteria: I can identify what a nature sculpture is. I can look closely. I can draw what I can see.</p> <p>This term we are learning about sculpture. We would like you to choose a natural object, if you can find one or an object inside your home and draw it carefully. Please look carefully at the object. If you have one, use a magnifying glass so that you can see the detail really clearly.</p> <p>When you've finished, please watch the following video about the Artist Andy Goldsworthy: http://www.bbc.co.uk/education/clips/zh4wmp3</p> <p>Can you explain to a family member which of his sculptures you prefer and why?</p> <p>Remember: Drawing with a writing pencil or in only one colour will make it easier for you to focus on getting the detail of your object absolutely perfect.</p>	<p>PE Learning challenge To understand how to be active, and be healthy.</p> <p>Can you practice doing a star jump? Practice bending your knees before you take off from the ground. Swing your arms out to the sides to help you to leap up higher from the ground. Watch the clip to find out how to perform one:</p> <p>https://www.bing.com/videos/search?q=star+jump+practice+&view=detail&mid=CF52B1AA85F1983FCD7DCF52B1AA85F1983FCD7D&FORM=VRDGAR&ru=%2Fvideos%2Fsearch%3Fq%3Dstar%2Bjump%2Bpractice%2B%26go%3DSearch%26qs%3Dds%26form%3DQBRV</p> <p>Download some PE activities that you can do at home. This resource on the website is called 'Be happy be healthy PE Friday'.</p> <p>Story Time Please share one of your favourite books with an adult, or visit https://www.bbc.co.uk/ip/layers/episodes/b00idlm2/cbeebies-bedtime-stories and choose a story you have not heard before</p>	<p>Check-in 3: Story time and thoughts of the day</p>
---	---	--	---	---	--	---	---	--