



















		9.30-9.45			11.00 – 11.15					2.40 – 2.55																				
M	<p>Morning physical activity - <a href="http://jumpstartjonny.co.uk/">http://jumpstartjonny.co.uk/</a></p> <p><b>Check-in 1: Starts Tuesday 12<sup>th</sup> January</b></p> <p>Welcome and introduction to the first part of the day's remote learning. Staff will explain the phonics and English learning to the children.</p>	<p><b>Phonics</b>  <b>Learning challenge – Can you identify the sounds and write them?</b>                  Look at the phonics powerpoint called 'Monday phonics – symbol search' to find out how we play symbol search.                  Create your own symbol search map by writing the sounds we have learnt so far: m, a, s, t, i, n, o, p, h, b, g, c, d, f, v, e, l, r, k, u.                  Here is an example:</p> <table border="1" data-bbox="297 703 506 836"> <tr><td>m</td><td>a</td><td>s</td><td>t</td></tr> <tr><td>i</td><td>n</td><td>o</td><td>p</td></tr> <tr><td>h</td><td>b</td><td>g</td><td>c</td></tr> <tr><td>d</td><td>f</td><td>v</td><td>e</td></tr> <tr><td>l</td><td>r</td><td>k</td><td>u</td></tr> </table> <p>Ask a grown up to say the sound and you have to point at the correct sound. Once you have pointed at the correct sound, remember to write the sound. When writing the sounds remember to hold your pencil correctly and form the letters correctly, and making sure your letters are written the correct way round.</p>	m	a	s	t	i	n	o	p	h	b	g	c	d	f	v	e	l	r	k	u	<p><b>English – Speech Bubble</b>  <b>Learning challenge – to write a speech bubble for Supertato.</b>                  If you are able to please look at the Powerpoint: <b>Monday speech bubble powerpoint</b>                  This week we will be continuing the story of 'Supertato'. This about the first part of the story that you have heard – can you remember what has happened so far? Who is the main character in the story? Supertato! Imagine that you are Supertato, what do you think he might say? How is he feeling what is he doing? Talk to somebody about your ideas. Now have a go at writing a speech bubble to show your ideas.</p>  <p><b>Remember:</b></p> <ul style="list-style-type: none"> <li>• Think about your idea first</li> <li>• Say each word that you want to write and listen for the sounds that you can hear</li> <li>• Make sure all your letters are the right way round</li> <li>• Make sure your writing goes in a straight line and from left to right.</li> </ul>	<p>Break</p>	<p><b>Check-in 2: Starts Tuesday 12<sup>th</sup> January</b></p> <p>Mid-morning check-in and to explain the next part of the remote learning</p>	<p><b>Maths - Addition</b>  <b>Learning challenge – Can you show your addition skills using practical resources around the house?</b>                  This week we will be looking at addition. If you are able, please watch the <b>Maths Session 1 Video</b>.                  As we have been looking at the vegetables in the Supermarket, we are going to go shopping and see what we can find.                  Today I went to the shop and I bought 4 apples and 3 bananas. Use objects around the house to represent the number of objects.                  Place all of the objects (4 + 3) together and count them all to find out how many you have.                  Do the same activity with the following numbers?                  5 + 2 =                  7 + 3 =                  1 + 6 =  <b>Remember:</b></p> <ul style="list-style-type: none"> <li>• To count very carefully when getting your objects ready</li> <li>• Say one number name for one objects</li> <li>• When adding them together move the objects close and count them all at the same time</li> </ul>	<p><b>Reading</b></p> <p>Reading via Bug Club or your allocated reading book(s).</p>  <p><a href="#">Click here for Bug Club Login</a></p> <p>Break</p>	<p><b>Understanding of the World / Spoken Language</b>  <b>Learning challenge – To use spoken language to add explanation to their thoughts and ideas.</b></p> <p>If you are able to have a look at some ice in your freezer.                  Discuss where would you find ice and how is it formed? What happens to ice when it gets warm? Would you like to like somewhere where it is icy and cold all the time?                  Watch the video about ice:  <a href="https://www.bbc.co.uk/bitesize/clips/zpvfb9q">https://www.bbc.co.uk/bitesize/clips/zpvfb9q</a></p>  <p>Lunch break</p>	<p><b>PE – exploring movements</b>  <b>Learning challenge – to begin to explore the movements for jumping.</b></p> <p>We are going to be exploring different ways of moving to help us improve our 'Superhero skills'  <b>Task</b>                  First start off swinging your arms and bending your knees on the spot. Then move on to holding onto something and trying to jump. How many jump can you do in 1 minute?</p> <p>Remember</p> <ul style="list-style-type: none"> <li>- Make sure you have lots of space</li> <li>- Make sure you are jumping and landing on soft bent knees.</li> </ul> <p><b>Story Time</b>                  Please share one of your favourite books with an adult, or visit <a href="https://www.bbc.co.uk/iplayer/episodes/b00jdlm2/cbeebies-bedtime-stories">https://www.bbc.co.uk/iplayer/episodes/b00jdlm2/cbeebies-bedtime-stories</a> and choose a story you have not heard before.</p>	<p><b>Check-in 3: Starts Tuesday 12<sup>th</sup> January</b></p> <p>Story time and thoughts of the day</p>
m	a	s	t																											
i	n	o	p																											
h	b	g	c																											
d	f	v	e																											
l	r	k	u																											

T	<p>Morning physical activity - <a href="http://jumpstartjonny.co.uk/">http://jumpstartjonny.co.uk/</a></p>	<p><b>Check-in 1:</b> Welcome and introduction to the first part of the day's remote learning. Staff will explain the phonics and English learning to the children.</p>	<p><b>Phonics – Sound swap</b>  <b>Learning challenge – Children to be able to swap a sound in a word to create a new word.</b></p> <p>Children to write a word and then identify which sound they need to change/swap to create a new word. E.g. cat &gt; mat (children would identify that they need to swap 'c' to 'm').</p> <p>Can you have a go at some of these sound swaps?</p> <p>map &gt; mop  cat &gt; cap  dig &gt; dog  vet &gt; pet</p>	<p><b>English – How is Supertato feeling?</b>  <b>Learning challenges – to write a list of words describing how Supertato might feel in the freezer.</b>  If you are able please look at the video: <b>Tuesday Supertato story.</b>  What is a freezer and what do we use it for? Share your ideas with somebody. Think about how it might feel to be Supertato stuck in the freezer. After talking about your ideas write a list of words describing what you think it would feel like to be stuck in the freezer.</p>  <p><b>Remember:</b></p> <ul style="list-style-type: none"> <li>- Think about the word that you are writing</li> <li>- Say the sounds and then write the sounds that you can hear</li> <li>- Make sure that your writing is going in a straight line</li> <li>- Make sure that all your letters are the right way round</li> </ul>	<p><b>Break</b></p> <p><b>Check-in 2:</b> Mid-morning check-in and to explain the next part of the remote learning</p>	<p><b>Maths – Addition</b>  <b>Learning challenge – to use previous knowledge on addition to find the right number of animals.</b>  <a href="https://www.topmarks.co.uk/addition/addition-to-10">https://www.topmarks.co.uk/addition/addition-to-10</a></p>  <p><b>Remember:</b></p> <ul style="list-style-type: none"> <li>- To count one animal at a time</li> <li>- To say one number name for one animal</li> <li>- To count them all to find the total</li> <li>- Find the right numeral to represent the number.</li> </ul>	<p><b>Reading</b></p> <p>Reading via Bug Club or your allocated reading book(s).</p>  <p><a href="#">Click here for Bug Club Login</a></p> <p><b>Break</b></p>	<p><b>Art</b>  <b>Learning challenges – To create a superhero vehicle.</b>  Discuss with a grown up what your superhero vehicle would look like. Would it have any special powers or features? Can it fly? What colour would it be? Would it have your superhero logo on it? Have a go at making your superhero vehicle – you can use any materials you have available in your house, e.g. cereal box, tissue box, lids, paper, card, bottles, etc.</p> <p>Remember to share pictures of your superhero vehicle with</p> <p>Lunch break</p>   <p>your teacher ☺</p>	<p><b>PE – exploring movements</b>  <b>Learning challenge – to begin to explore the movements for jumping.</b></p> <p>We are going to be exploring different ways of moving to help us improve our 'Superhero skills' <b>Task</b>  Jump up first bending your knees to take off and bending your knees to land.  Jump up and down on the spot in time with a beat</p> <p>Remember</p> <ul style="list-style-type: none"> <li>- Make sure you have lots of space</li> <li>- Make sure you are jumping and landing on soft bent knees.</li> <li>- Can you jumps stay in time with the beat?</li> </ul> <p><b>Story Time</b>  Please share one of your favourite books with an adult, or visit <a href="https://www.bbc.co.uk/iplayer/episodes/b00jdlm2/cbeebies-bedtime-stories">https://www.bbc.co.uk/iplayer/episodes/b00jdlm2/cbeebies-bedtime-stories</a> and choose a story you have not heard before</p>	<p><b>Check-in 3:</b> Story time and thoughts of the day</p>
---	--	---	--	---	--	--	---	--	--	--

W	<p>Morning physical activity - <a href="http://jumpstart(onnv.co.uk/">http://jumpstart(onnv.co.uk/</a></p>	<p><b>Check-in 1:</b></p> <p>Welcome and introduction to the first part of the day's remote learning. Staff will explain the phonics and English learning to the children.</p>	<p><b>Phonics</b></p> <p>Learning challenge – to build and write CVC with sounds that we have learnt so far.</p> <p>Have a go at building some of the words below. Remember to ask a grown up to say the word very slowly so that you can hear all the sounds in the words. You could use your own sound cards to build the word or have a go at writing down the sounds that you can hear.</p> <p><b>Words to choose from:</b> pet, sit, hop, kit, cup, rug, let, vet, dip.</p> <p><b>Remember:</b></p> <ul style="list-style-type: none"> <li>- Make sure that you are saying the sounds correctly.</li> <li>- Make sure that you say the sounds and read the word after you have built it</li> <li>- If you have a go at writing the sounds make sure that they are the right way round.</li> </ul>	Break	<p><b>English – Helping Supertato</b></p> <p>Learning challenge – to create a plan to help Supertato escape from the freezer.</p> <p>If you are able please look at the video: <b>Tuesday Supertato story</b> again to remind you what has happened in the story Supertato cannot stay in the freezer for much longer. Think of a way that you could help Supertato to get out of the freezer without getting into the freezer yourself. When you have thought about your idea have a go at drawing your ideas and labelling your work.</p>  <p><b>Remember:</b></p> <ul style="list-style-type: none"> <li>- Think about your idea first.</li> <li>- Think about the different shapes you might need for your drawings</li> <li>- Think about the sounds that you can hear in the words that you are writing</li> <li>- Make sure that your writing is going in a straight line.</li> </ul>	Break	<p><b>Check-in 2:</b></p> <p>Mid-morning check-in and to explain the next part of the remote learning</p>	<p><b>Maths – Addition</b></p> <p>Learning challenge – Can you show addition using pictures to represent your number sentence?</p> <p>If you are able, please watch the <a href="#">Maths Session 2 Video</a>.</p> <p>Now we have had a go at addition using practical resources, we are now going to have a go at using pictures to help our addition skills.</p> <p>We are off to the shop again today, this time I am going to buy something different. I would like to buy 3 oranges – so I need to draw 3 oranges (these can look however you want, it may be easier to just draw plain circles). I also wanted to buy some peas from the shop, I want 6 peas (can you draw 6 peas – you could do these in a different colour to show they are different).</p> <p>Now, you need to count the pictures to find out how many things you have bought from the shop? Again, why don't you try this with different number sentences:</p> <p>5 + 3 6 + 4 8 + 3</p> <p><b>Remember:</b></p> <ul style="list-style-type: none"> <li>- When drawing your objects, make sure you only draw as many as you need.</li> <li>- To count the total number of objects to find the total</li> </ul>	Break	<p><b>Reading</b></p> <p>Reading via Bug Club or your allocated reading book(s).</p>  <p><b>Bug Club</b></p> <p><a href="#">Click here for Bug Club Login</a></p>	Lunch break	<p><b>Computing</b></p> <p>Learning challenges – To create a back drop.</p>  <p>Have a go at using the 2go App on Purple Mash.</p> <p><a href="https://www.purplemash.com/#app/tools/2go">https://www.purplemash.com/#app/tools/2go</a></p> <p>First, choose your backdrop and then have a go at making your character go to different places. Use the arrows and navigate your way around.</p> <p><b>Challenge:</b> Can you explain the journey you took to get there?</p> <p><b>If you can't access the link, have a go at directing someone around your house. 'Take 4 steps forward' or 'turn and face the door'.</b></p>	<p><b>PE – exploring movements</b></p> <p>Learning challenge – to begin to explore the movements for jumping.</p> <p>We are going to be exploring different ways of moving to help us improve our 'Superhero skills'</p> <p><b>Task</b></p> <p>Have a go at jumping forwards and backwards. Have a go at jumping from side to side. Did you find one easier than the other?</p> <p>Remember</p> <ul style="list-style-type: none"> <li>- Make sure you have lots of space</li> <li>- Make sure you are jumping and landing on soft bent knees.</li> <li>- Make sure you are checking behind you when jumping backwards.</li> </ul> <p><b>Story Time</b></p> <p>Please share one of your favourite books with an adult, or visit <a href="https://www.bbc.co.uk/iplayer/episodes/b00jdlm2/cbeebies-bedtime-stories">https://www.bbc.co.uk/iplayer/episodes/b00jdlm2/cbeebies-bedtime-stories</a> and choose a story you have not heard before</p>	<p><b>Check-in 3:</b></p> <p>Story time and thoughts of the day</p>
---	--	--	--	-------	---	-------	---	---	-------	--	-------------	--	--	---

TH	<p>Morning physical activity - <a href="http://jumpstartjonny.co.uk/">http://jumpstartjonny.co.uk/</a></p>	<p><b>Check-in 1:</b> Welcome and introduction to the first part of the day's remote learning. Staff will explain the phonics and English learning to the children.</p>	<p><b>Phonics</b> Learning challenge – to hear and segment (break down) the sounds when writing a word and/or sentence. Look at the powerpoint named 'Phonics - Thursday'. Click on the audio button on the slide to hear which word you have to write. <b>Remember:</b></p> <ul style="list-style-type: none"> <li>- Say each sound and then write it down.</li> <li>- Say the sounds and read the word once you have written it.</li> <li>- Make sure that all your letters are the right way round.</li> </ul> <p><b>Challenge!</b> Can you have a go at writing a sentence including the word you have written?</p>	<p><b>Break</b></p>	<p><b>English – Making a poster</b> Learning challenge – to create a poster telling everyone where Supertato is. The different vegetables in the supermarket have been looking for Supertato everywhere and cannot find him. Create a poster to put up in the supermarket telling them where he is so that they can go and help him. You can tell them where he is and how he is feeling about being stuck in there.</p>  <p><b>Remember:</b></p> <ul style="list-style-type: none"> <li>- A poster has pictures and writing</li> <li>- Make sure that you think about what you want to write first</li> <li>- Think about the sounds that you can hear in the words</li> </ul>	<p><b>Break</b></p> <p><b>Check-in 2:</b> Mid-morning check-in and to explain the next part of the remote learning</p>	<p><b>Maths</b> Learning challenge – have a go and see if you can find the answers to the addition number sentences and match the robots to the correct space. <a href="https://www.topmarks.co.uk/addition/robot-addition">https://www.topmarks.co.uk/addition/robot-addition</a> <b>Remember:</b></p> <ul style="list-style-type: none"> <li>- To use whichever method you find easier to find the answers.</li> <li>- Use your careful counting skills.</li> <li>- When you know the answer, match it to the correct space and</li> </ul>  <p>check if you are right.</p>	<p><b>Break</b></p>	<p><b>Reading</b> Reading via Bug Club or your allocated reading book(s).</p>  <p><b>Bug Club</b></p> <p><a href="#">Click here for Bug Club Login</a></p>	<p><b>Break</b></p> <p><b>Lunch break</b></p> <p>superheroes. Can you measure how tall your skyscraper is?</p> 	<p><b>Understanding of the World</b> <b>CHALLENGE!</b> The superheroes need your help! They need to build the tallest skyscraper building to make sure they can see everything in Superhero village. Think about what materials you might use to build your tall skyscraper. You could use cups, sticks, lego, duplo, boxes or any material you have available. Think about what you might use to make sure it all balances! <b>Remember:</b> your tall skyscraper must stay up and must stay strong for the</p> <p><b>Remember</b></p> <ul style="list-style-type: none"> <li>- Make sure you have lots of space</li> <li>- Make sure you are jumping and landing on soft bent knees.</li> <li>- If you are finding it a bit tricky try and persevere</li> </ul> <p><b>Story Time</b> Please share one of your favourite books with an adult, or visit <a href="https://www.bbc.co.uk/iplayer/episodes/b00jdlm2/cbeebies-bedtime-stories">https://www.bbc.co.uk/iplayer/episodes/b00jdlm2/cbeebies-bedtime-stories</a> and choose a story you have not heard before</p>	<p><b>PE – exploring movements</b> Learning challenge – to begin to explore the movements for jumping. We are going to be exploring different ways of moving to help us improve our 'Superhero skills' <b>Task</b> Jump up and land first using 1 foot and then 2 feet. If you can find someone to jump with and jump up and down in time with a partner.</p> <p><b>Check-in 3:</b> Story time and thoughts of the day</p>
----	--	---	---	---------------------	--	--	---	---------------------	---	--	--	--

F	<p><b>Morning physical activity</b> - <a href="http://jumpstartjonny.co.uk/">http://jumpstartjonny.co.uk/</a></p>	<p><b>Check-in 1:</b> Welcome and introduction to the first part of the day's remote learning. Staff will explain the phonics and English learning to the children.</p>	<p><b>Phonics</b> <b>Learning challenge – to say the sounds and blend the words.</b></p> <p>Enjoy playing the dragon den game on Phonics play. Focus on phase 2 words – this can be any sound of your choice. If you would like a challenge, why not choose a sound from phase 3?</p> <p><a href="https://www.phonicsplay.co.uk/resources/phase/2/dragons-den">https://www.phonicsplay.co.uk/resources/phase/2/dragons-den</a> Username: jan21 Password: home</p> 	<p><b>English – Handwriting</b> <b>Learning challenge – to write the letters l, r, u and k the correct way round.</b> If you are able have a look at the video <b>Friday handwriting</b>. These are the sounds that we have been focusing on recently and it is very important that when we are writing we write them the correct way round, otherwise people will not be able to read our writing. Watch the video and then have a go at writing the sound three times. Can you think of any words that start with the sound you are writing or any words that have the sound in it?</p> <p>Break</p> <p><b>r l u k</b></p> <p><b>Remember:</b></p> <ul style="list-style-type: none"> <li>- Make sure that when writing your letters start in the right</li> <li>- Make sure that your letters are all the right way round</li> <li>- If you find it a bit tricky at first please don't worry remember to persevere and you will get there in the end.</li> </ul>	<p><b>Check-in 2:</b> Mid-morning check-in and to explain the next part of the remote learning</p> <p>Break</p>	<p><b>Maths – Addition</b> <b>Learning challenge – our final challenge of the week will be to show our addition skills by writing the number sentences.</b> Now we have had a go at different number sentences using a range of different ways (practically and pictorial). Write the number sentence <math>3 + 3 =</math>. Explain to the children what this says and what the different symbols are (they should be familiar with + and =). With the children, have a go at finding the answer. Children can do this through the ways they have learnt or through mental calculation. Ask the children to have a go at writing and recording their number sentences, along with the answers. <b>Remember:</b></p> <ul style="list-style-type: none"> <li>- To write your numbers the correct way round when recording</li> <li>- To know where to put the symbols when recording</li> <li>- To know where to write the answer when recording.</li> </ul>	<p><b>Reading</b></p> <p>Reading via Bug Club or your allocated reading book(s).</p>  <p><b>Bug Club</b></p> <p><a href="#">Click here for Bug Club Login</a></p> <p>Break</p>	<p><b>Time to Shine</b> Spend some time together talking about all of the activities you have done during the week. What did you enjoy the most? What area do you want to get better at next week?</p> <p><b>TIME TO SHINE</b> – Please share your creations and activities via your year group Twitter </p> <p>Please remember that you can follow us at : <a href="https://twitter.com/PHInfants">https://twitter.com/PHInfants</a></p> <p>You can also follow our Reception Twitter page @PHIReception</p> <p>Lunch break</p>	<p><b>PE – exploring movements</b> <b>Learning challenge – to begin to explore the movements for jumping.</b></p> <p>We are going to be exploring different ways of moving to help us improve our 'Superhero skills' <b>Task</b> If you can find some objects to put in a row and have a go at jumping over them without your toes or feet touching the objects. How many times can you jump in 1 minute?</p> <p>Remember</p> <ul style="list-style-type: none"> <li>- Make sure you have lots of space</li> <li>- Make sure you are jumping and landing on soft bent knees.</li> </ul> <p><b>Story Time</b> Please share one of your favourite books with an adult, or visit <a href="https://www.bbc.co.uk/iplayer/episodes/b00idlm2/cbeebies-bedtime-stories">https://www.bbc.co.uk/iplayer/episodes/b00idlm2/cbeebies-bedtime-stories</a> and choose a story you have not heard before</p>	<p><b>Check-in 3:</b> Story time and thoughts of the day</p>
---	---	---	---	---	---	--	---	---	--	--