

# Florence High School • 2020-2021

## Know What Matters

### 1. COVID19 Safety Matters.

- Everyone will have their temperature checked upon arrival on campus
- Hand sanitizing stations have been placed throughout the building
- Warm water, soap, and paper towels/hand dryers are in every restroom
- Signs have been hung around campus reminding students of good COVID19 safety practices
- Social distancing will be followed when at all possible
- Everyone will wear a mask while on campus
- High-touch surfaces in classrooms will be cleaned between each class and at the end of each day
- High-touch surfaces in school will be cleaned at least every 2 hours
- Visitors (to include parents) will not be allowed on campus without an appointment
- Checkouts and check-in's will be handled at the front door of the school

}
**FACT:**  
**Security is**  
**NOT**  
**convenient!**
}

### 2. School Safety and Security Matters.

Safety Precautions Currently in Place	How does it protect me?
Front Door Buzzer	School personnel grants access before visitor enters building
All Exterior Doors Locked	Denies access from outside parties
ALL Visitors Report Directly to Office	Visitor badges given for identification
No Drop-offs at Back Steps	Protects the perimeter of the building
Dress Code	No hats, hoods, baggy clothes, oversized bookbags allowed
Faculty and Staff Trained	Crisis-trained personnel in building

3. **Checkouts Matter.** Checkouts will be done at the front door. You may not be checked out by anyone, regardless of circumstances, other than those listed on your Check-Out Card. Checkouts via phone, fax, and/or email will only be honored in COVID/emergency situations. Whoever checks you out should be prepared to provide some form of photo ID. To add someone to your check-out card, a parent must contact Moncia Howell at [mhowell@rcsd.ms](mailto:mhowell@rcsd.ms).

### 4. Lunch at School Matters.

- Lunch will be "Grab & Go".
- Teachers will escort you to the cafeteria for students to pick up their "Grab & Go" lunch then students will return to their classroom to eat.
- You will have a choice of a hot or cold entrée and a hot vegetable. Plates will be pre-made so there will be limited choices.
- Parents are encouraged to utilize [MyPaymentsPlus](#) to pay for lunches.
- No change will be given in the cafeteria. The amount owed will be deposited into your account.
- **NO OUTSIDE FOOD ORDERS/DELIVERIES ARE ALLOWED AT THIS TIME!**
- If not on-site due to distance learning, a lunch must be preordered the day before to pick up the next day. The lunch will be provided "Grab & Go" at a designated area at the school.
- Click [here](#) to complete a Free and Reduced Lunch Application.

5. **Lunch from Home Matters.** Plan ahead and bring your lunch from home if you don't want to eat in the cafeteria. No microwaves will be available during this time. **No food deliveries can be made during this time.** You will NOT be allowed to go to your vehicle to receive delivered food nor should food be delivered to the front or back steps of the school.

6. **Being on Time Matters.** Know the difference between excused and unexcused tardies.

Did you know?  
3 tardies = 1 absence  
(even if the tardies are excused)





	<b>Excused Tardies to School:</b>	<b>Unexcused Tardies to School:</b>
<b>When am I tardy?</b>	You arrive to 1 <sup>st</sup> block after 8:00 AM	You arrive to 1 <sup>st</sup> block after 8:00 AM
<b>Am I excused or unexcused?</b>	You have an official note (i.e. doctor note, court documentation, etc.)	You do NOT have an official note
	A parent checks you in at the front office (max of 3 times each semester)	A parent is unavailable to check you in
<b>What do I do when I am tardy?</b>	Check in with Mrs. Howell in the front office.	Check in with Mrs. Howell in the front office.
	You take blue slip and report to class	You report to the principal or ISS
<b>What are the consequences?</b> (When in the Traditional Model)	None	1 <sup>st</sup> : Warning  2 <sup>nd</sup> : Warning  3 <sup>rd</sup> : Warning <u>AND</u> referral to principal for parent contact  4 <sup>th</sup> : One day of ISS  5 <sup>th</sup> : Two days of ISS  6 <sup>th</sup> : Three days of ISS  7 <sup>th</sup> : Mandatory parent conference with principal

Fact: If you are in ISS for the day, you can't play, perform, or practice that day/night.

7. **How You Get Home Matters.** If you need to ride a bus other than your assigned bus, a parent note must be given to Mrs. Williams in the front office the morning of the change. The note should include your name, the bus number you need to ride/the address where you are being dropped off, and your parent's name and phone number.

Other transportation changes may be made over the phone but must be made **BEFORE 2:30 PM**. Questions regarding transportation should be directed to Mr. Shey Patterson, Florence School Zone Transportation Director at 601-845-2205.

8. **Good Digital Citizenship Matters.** You are allowed to use your cell phones and headphones at school during appropriate times.

 <p>Before School Between Classes Lunch Afterschool Allowed by Teacher for Instructional Purposes Cell Sign on Green</p>	 <p><b>CAN'T BE SEEN OR USED:</b> Not Allowed by Teacher Cell Sign on Red An Adult is Talking to You During a School Assembly</p>
 <p>Before School in Cafeteria/Gym Lunch Afterschool Allowed by Teacher for Instructional Purposes</p>	 <p><b>CAN'T BE SEEN OR WORN:</b> Not Allowed by Teacher An Adult is Talking to You During a School Assembly</p>

- A teacher reserves the right in his/her classroom to decide when the use of electronic devices is acceptable and when it is not.
- If a student does not display good digital citizenship and/or abuses this policy, this privilege will be revoked from the student and the device can be confiscated.
- A violation of the headphone policy will result in item being taken and given to the administration.
- See the RCSD Student Handbook for the penalties that apply when an electronic device is confiscated.

9. **What You Wear Matters.**



See the RCSD Student Handbook for complete listing of dress code policy.

<i>What to wear?</i>	<i>What NOT to wear?</i>
Modest tops for girls	Sagging pants
Shirts that cover top of shoulders, back, and abdomen	Hats or hoods
Leggings = top that completely covers your buttocks	Clothing with suggestive/vulgar or questionable lettering or logos
Skirts and shorts that are 6 inches or longer from the center of the knee	Low cut, halter, and cropped tops
Face masks with appropriate words and/or images	Shirts where abdomen and/or back is showing
	See-through/crocheted-type shirts that show undergarments or expose skin
	Pants with holes that expose undergarments or holes so large that an excessive amount of skin is visible
	Pajamas or slippers
	"Nike" shorts

10. **Staying Connected Matters.** There are many ways to stay connected and know what is going on at FHS.

- **TV Monitors for Announcements.** Located in front foyer and cafeteria.
- **SwiftK12.** Must have a Parent Portal account that has up-to-date cell number and email address. Save contact information for [Florence High School](#) AND [Rankin County School District](#) in your phone. (Click on the links for SwiftK12 flyer for information/instructions.)

- **FHS Website.** View the school calendar (even subscribe to the RSS feed and have your calendar automatically update with FHS events), see announcements, find teacher email addresses, and more!
- **Canvas.** Be an "Observer" of your child's Canvas Account. Teachers will post assignments and due dates. Counselors will send out announcements/notifications. Scan the QR code (below) or go to <http://bit.ly/31tv53t> for directions. You don't want to miss signing up for this!
- **Facebook.** Follow us on Facebook. Search for Florence High.
- **Twitter.** @allthings\_FHS
- **Instagram.** allthings\_fh



**NOTE:** FHS will adhere to all Rankin County School District Board Policies. See the 2020-2021 Student Handbook for a complete listing of policies.

