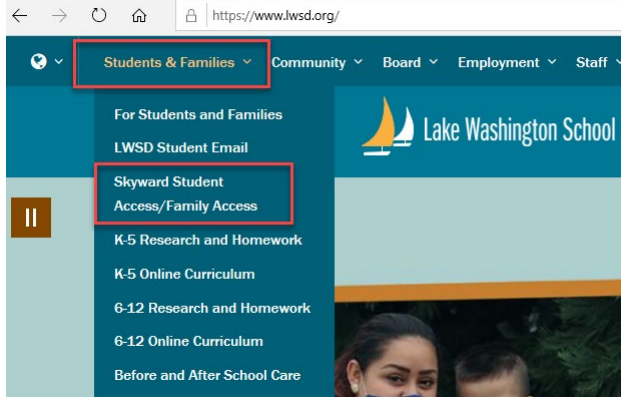
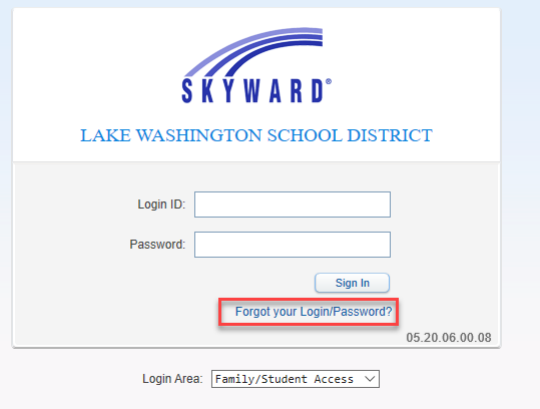
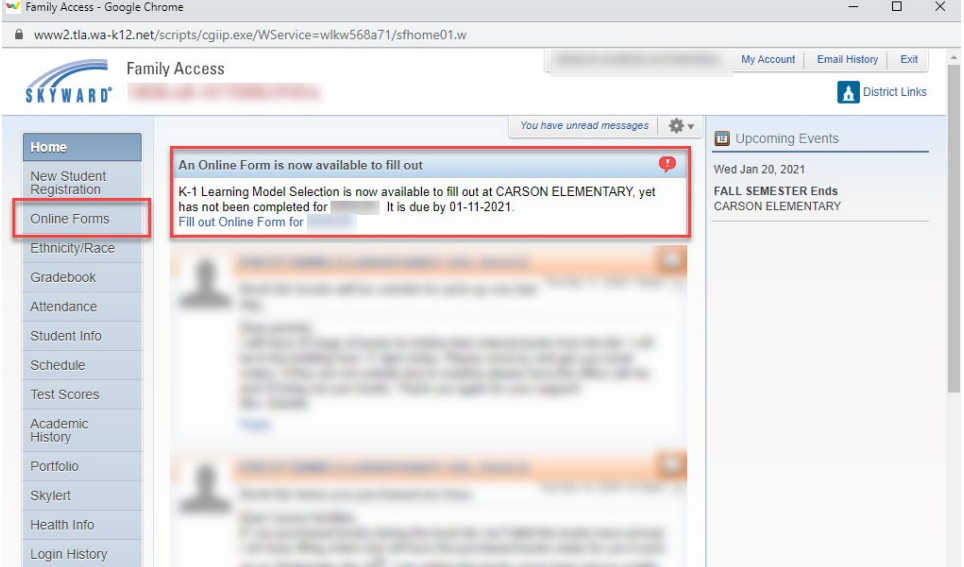


DIRECTIONS TO COMPLETE “K-1 LEARNING MODEL” SURVEY

<ol style="list-style-type: none">1) Go to the Lake Washington School District website.2) On the upper left menu, select “Students & Families.”3) Select “Skyward Student Access/Family Access.”	
<ol style="list-style-type: none">4) Login in to Family Access. If you don't know your Login or Password, select the “Forgot your Login/Password?” link.	
<ol style="list-style-type: none">5) You should see a message informing you about the new form that is available. You can access the form directly from the message or you can select “Online Forms.”6) Click on the link that says “Fill out Online Form for...”	

7) Review the information. Select "Next."

Family Access K-1 Learning Model Selection - Google Chrome
www.2.tla.wa-k12.net/scripts/cgiip.exe/WService=wtkw568a71/sfonlinereg001.w

Family Access
SKYWARD
District Links

Home
New Student Registration
Online Forms
Ethnicity/Race
Gradebook
Attendance
Student Info
Schedule
Test Scores

K-1 Learning Model Selection

Learning Model Selection for K-1 Students

The district will begin a phased-in return to in-person learning for kindergarteners, followed by first graders. This plan is based on King County Department of Health data and guidance.

The selection of in-person and fully-remote will be for the remainder of the school year. Should unique conditions warrant, changes to placement will be considered on a case-by-case basis. More details to help inform you of your selection can be found at the Return to School FAQ on the Lake Washington School District Website.

Learning Model Selection for K-1 Students
1. K-1 Learning Model Selection
2. Complete K-1 Learning Model Selection

Next
Close and Finish Later

8) Complete the survey.
9) Select "Complete Step 1 and move to Step 2" from the bottom of the page.

Family Access
SKYWARD
District Links

Home
New Student Registration
Online Forms
Gradebook
Attendance
Student Info
Schedule
Test Scores
Academic History
Portfolio
SkyAlert
Health Info
Login History

K-1 Learning Model Selection

Step 1. K-1 Learning Model Selection (Required)

Print View Full Screen

Learning Model Selection for K-1 Students
1. K-1 Learning Model Selection
2. Complete K-1 Learning Model Selection

Previous Step Next Step
Close and Finish Later

1. Please select the learning model for your child for the remainder of the 2020-21 school year.

2. If you selected "In-Person Learning", please select your transportation:

Complete Step 1 and move to Step 2

10) Select "Submit K-1 Learning Model Selection."

Family Access
SKYWARD
District Links LWSD Forms

Home
New Student Registration
Online Forms
Gradebook
Attendance
Student Info
Food Service
Schedule
Test Scores

K-1 Learning Model Selection

Print

Step 2. Complete K-1 Learning Model Selection (Required)

By completing K-1 Learning Model Selection, you are confirming that the Steps below have been finished. Are you sure you want to complete K-1 Learning Model Selection for

Review K-1 Learning Model Selection Steps
Step 1) K-1 Learning Model Selection Completed 09/23/2020 8:12am

Guardian Name: Guardian Address:

Submit K-1 Learning Model Selection

Learning Model Selection for K-1 Students
1. K-1 Learning Model Selection Completed 09/23/2020 8:12am
2. Complete K-1 Learning Model Selection

Previous Step Next Step
Close and Finish Later

11) You are able to go back and make changes by selecting "Mark K-1 Learning Model Selection as not completed and make changes."

Family Access
SKYWARD
District Links LWSD Forms

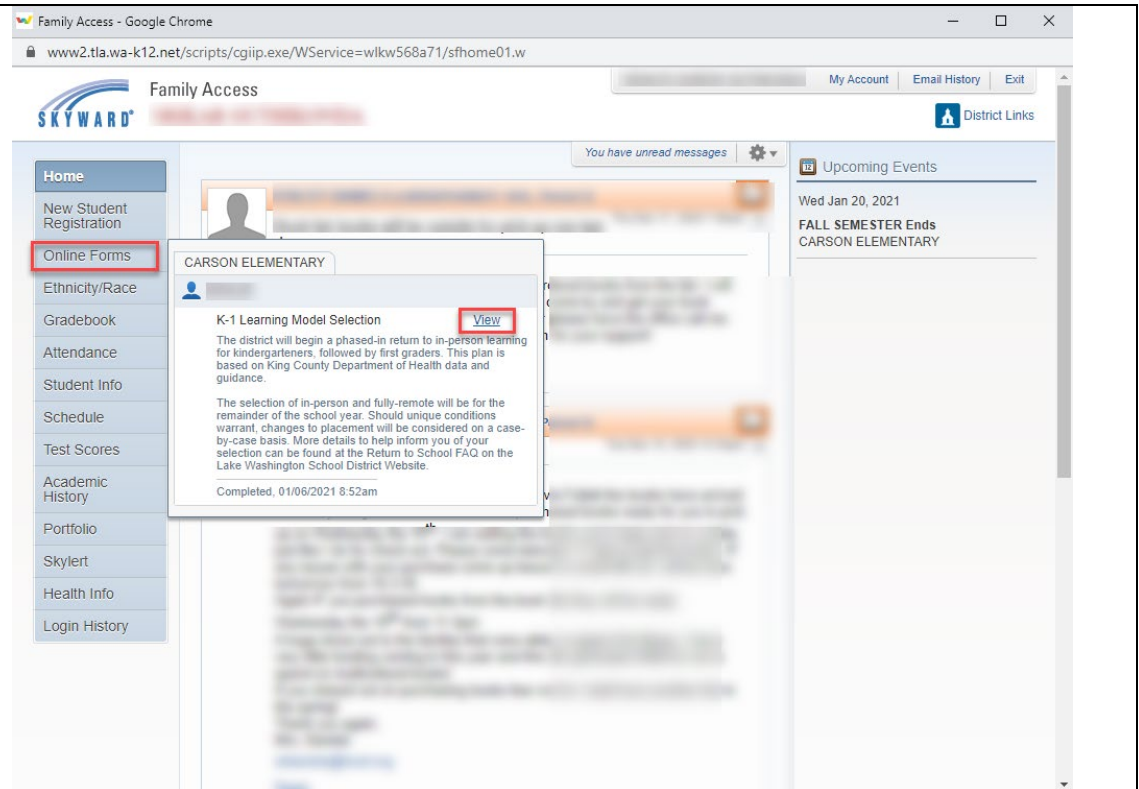
Home
New Student Registration
Online Forms
Gradebook
Attendance
Student Info

Go back to review completed steps
Mark K-1 Learning Model Selection as not completed and make changes

How to make changes to your selection after submitting it:

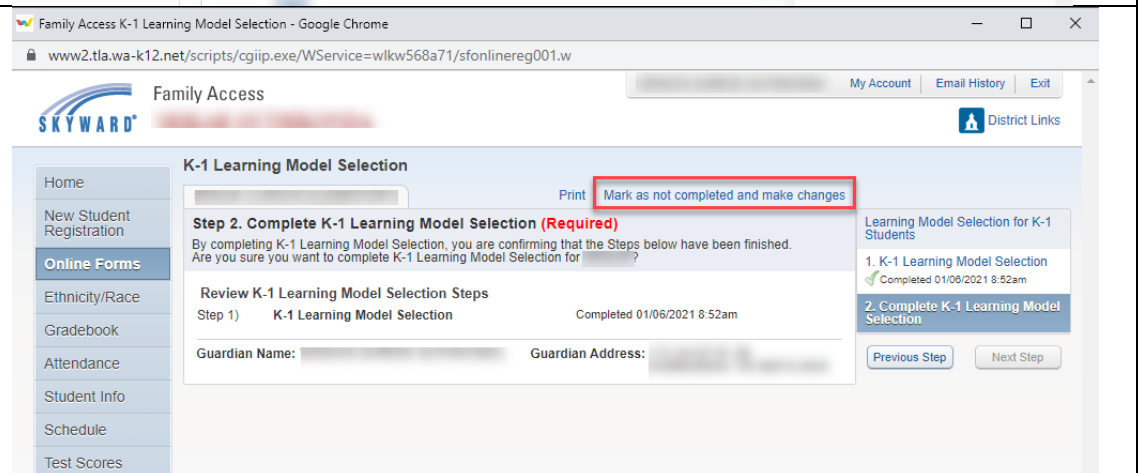
You are able to make changes to your selection up until the deadline. The following directions provide the steps to do this.

- 1) Select "Online Forms."
- 2) Select "View."



The screenshot shows the 'Family Access' website interface. On the left sidebar, the 'Online Forms' menu item is highlighted with a red box. In the main content area, a pop-up window titled 'CARSON ELEMENTARY' displays the 'K-1 Learning Model Selection' form. A 'View' button is highlighted with a red box in the top right corner of the form pop-up.

- 3) Select "Mark as not completed and make changes."



The screenshot shows the 'Family Access' website interface for the 'K-1 Learning Model Selection' form. The 'Mark as not completed and make changes' button is highlighted with a red box. The form displays 'Step 2. Complete K-1 Learning Model Selection (Required)' and a 'Review K-1 Learning Model Selection Steps' section. A progress indicator on the right shows '1. K-1 Learning Model Selection' as completed and '2. Complete K-1 Learning Model Selection' as the current step.

4) Select "K-1 Learning Model Selection."

The screenshot shows the 'K-1 Learning Model Selection' page in the Skyward Family Access system. The page is titled 'Step 2. Complete K-1 Learning Model Selection (Required)'. It includes a sidebar with navigation options like Home, New Student Registration, Online Forms, Gradebook, Attendance, Student Info, Food Service, Schedule, Test Scores, Academic History, Portfolio, Skylert, Health Info, and Login History. The main content area shows a 'Review K-1 Learning Model Selection Steps' section with a table listing 'Step 1) K-1 Learning Model Selection' as 'Completed 09/23/2020 2:48pm'. Below this, there are fields for 'Guardian Name' and 'Guardian Address', and a 'Submit K-1 Learning Model Selection' button. On the right side, there is a 'Learning Model Selection for K-1 Students' sidebar with a list of steps: '1. K-1 Learning Model Selection' (highlighted with a red box) and '2. Complete K-1 Learning Model Selection'. Navigation buttons for 'Previous Step', 'Next Step', and 'Close and Finish Later' are also present.

5) Select "Edit Step 1."
6) Make your changes and then submit as before.

The screenshot shows the 'K-1 Learning Model Selection' page in the Skyward Family Access system at Step 1. The page is titled 'Step 1. K-1 Learning Model Selection (Required)'. It includes the same sidebar as the previous screenshot. The main content area shows a 'Please select the learning model for your child for the remainder of the 2020-21 school year:' section with a dropdown menu set to 'In-Person Learning'. Below this, there is a section for 'If you selected "In-Person Learning", please select your transportation:' with a dropdown menu set to 'My child is eligible for bus transportation and will regularly use the school bus to get to school'. At the bottom of the page, there is an 'Edit Step 1' button highlighted with a red box. On the right side, there is a 'Learning Model Selection for K-1 Students' sidebar with a list of steps: '1. K-1 Learning Model Selection' (highlighted with a blue box) and '2. Complete K-1 Learning Model Selection'. Navigation buttons for 'Previous Step', 'Next Step', and 'Close and Finish Later' are also present.