

TESTING DASHBOARD

Updated 1/6/21

This dashboard is updated weekly to reflect both student and employee tests administered on-campus as well as reported cases.

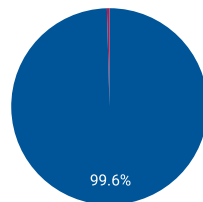
Active Cases in Isolation as of 1/6/21 (including off-site testing)
2

Total Cases Since 9/8/20 (including off-site testing)
7*†

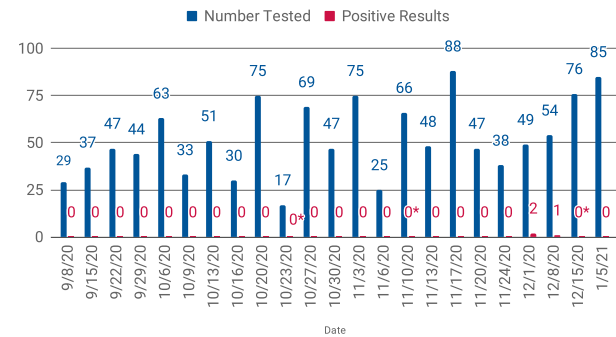
Rate of Cases in School Population

Trailing 14-day percentage across all students and employees (including off-site testing)

● Non-Cases ● Known Cases



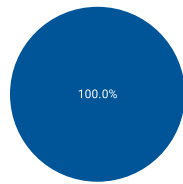
All Test Results by Week



Rate of Cases in Student Population

Trailing 14-day percentage across all students (inc. off-site)

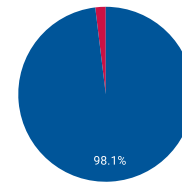
● Non-Cases



Rate of Cases in Employee Population

Trailing 14-day percentage across all employees (incl. off-site)

● Non-Cases ● Known Cases



Positivity Rates Among Students

Date	Number of Tests	Positive Results	% of Tested Pop.	% of Student Pop.
10/6/20	24	0	0.0%	0.0%
10/9/20	12	0	0.0%	0.0%
10/13/20	21	0	0.0%	0.0%
10/16/20	24	0	0.0%	0.0%
10/20/20	30	0	0.0%	0.0%
10/23/20	2	0	0.0%	0.0%
10/27/20	31	0	0.0%	0.0%
10/30/20	41	0	0.0%	0.0%
11/3/20	32	0	0.0%	0.0%
11/6/20	8	0	0.0%	0.0%
11/10/20	30	0	0.0%	0.0%
11/13/20	41	0	0.0%	0.0%
11/17/20	41	0	0.0%	0.0%
11/20/20	25	0	0.0%	0.0%
11/24/20	15	0	0.0%	0.0%
12/1/20	19	0	0.0%	0.0%
12/8/20	12	0	0.0%	0.0%
12/15/20	24	0	0.0%	0.0%
1/5/21	33	0	0.0%	0.0%

Positivity Rates Among Employees

Date	Number of Tests	Positive Results	% of Tested Pop.	% of Employee Pop.
9/8/20	29	0	0.0%	0.0%
9/15/20	37	0	0.0%	0.0%
9/22/20	47	0	0.0%	0.0%
9/29/20	44	0	0.0%	0.0%
10/6/20	39	0	0.0%	0.0%
10/9/20	21	0	0.0%	0.0%
10/13/20	30	0	0.0%	0.0%
10/16/20	6	0	0.0%	0.0%
10/20/20	45	0	0.0%	0.0%
10/23/20	15	0*	0.00%	0.00%
10/27/20	38	0	0.00%	0.00%
10/30/20	6	0	0.00%	0.00%
11/3/20	43	0	0.00%	0.00%
11/6/20	17	0	0.00%	0.00%
11/10/20	36	0*	0.00%	0.00%
11/13/20	7	0	0.00%	0.00%
11/17/20	47	0	0.00%	0.00%
11/20/20	22	0	0.00%	0.00%
11/24/20	23	0	0.00%	0.00%
12/1/20	30	2	6.67%	1.92%
12/8/20	42	1	2.38%	0.96%
12/15/20	52	0*	0.00%	0.00%
1/5/21	52	0	0.00%	0.00%

* The positive results reported on 10/23/20, 11/10/20, and 12/15/20 have been identified as false positives by the SF DPH and are NOT included in our totals.

† A communication will be sent in the event the positive case was on-campus during their infectious period.