

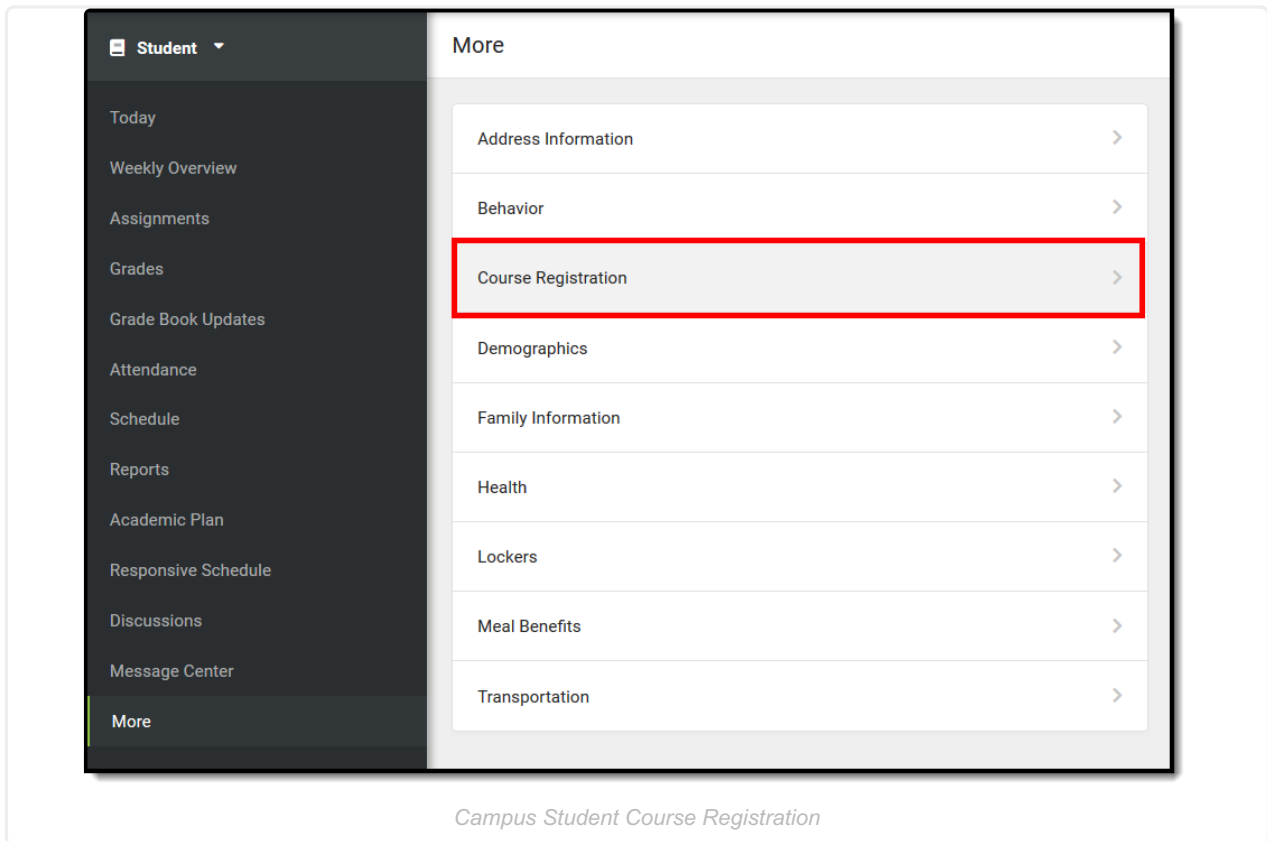
Course Registration (Campus Student)

Last Modified on 06/29/2020 12:29 pm CDT

PATH: *Campus Student > More > Course Registration*

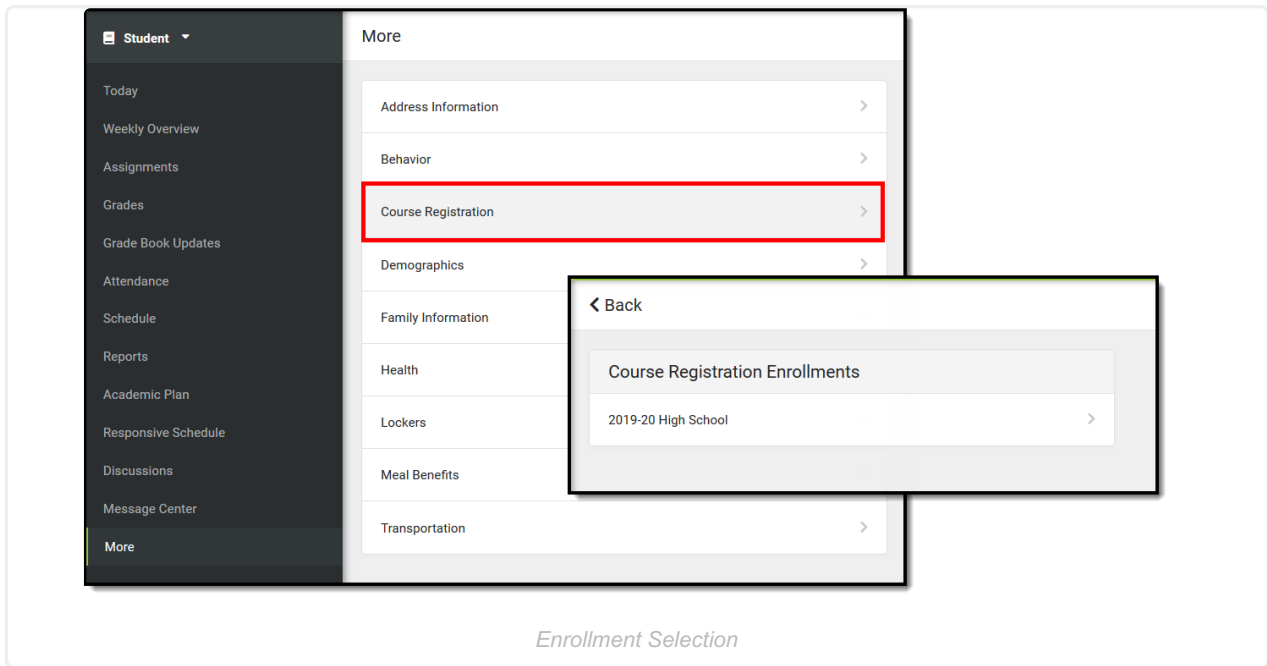
Course Registration allows students enrolled in next year's calendar (or any future calendar) to select which courses they would like to take. This is just a course request process; it does not guarantee placement into a course. Parents can also request courses for students using this same process.

- If you do not see the Course Registration after selecting More from the Index, contact your school (Counselor, etc.). They may need to review correct setup has been done and verify you have an enrollment record for a future school year.
- If you do not have access to Campus Student or Campus Parent, contact your school.
- If you do not know where to access Campus Student or Campus Parent, contact your school.



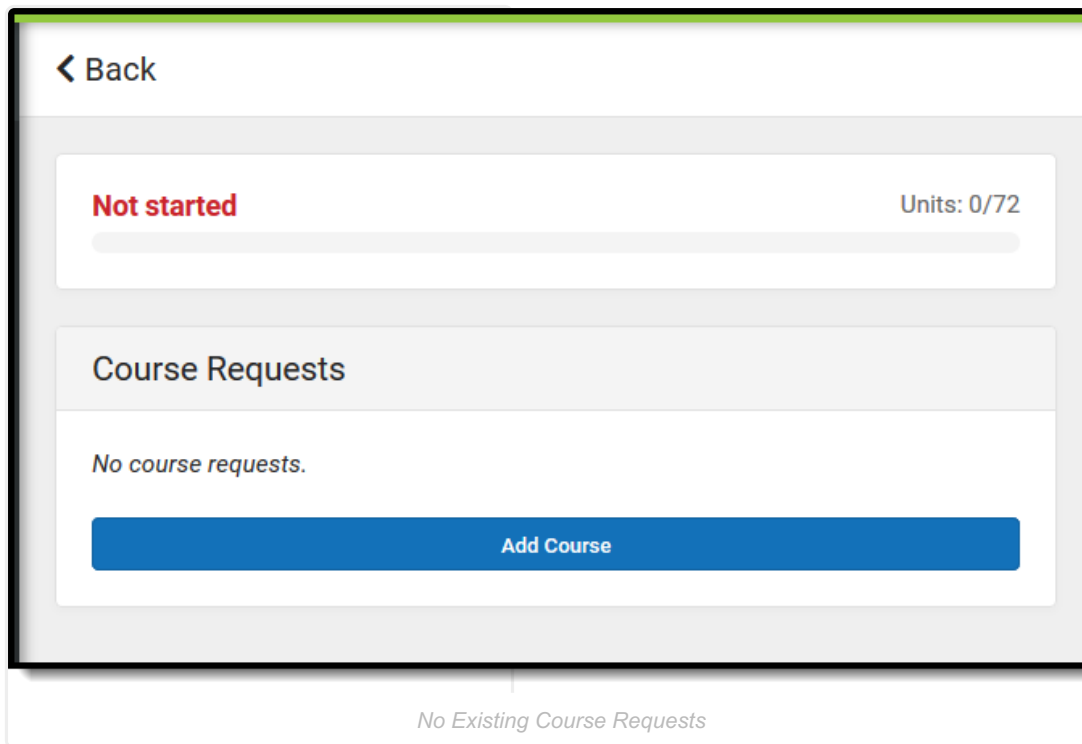
Select Enrollment

1. After logging in to Campus Student/Campus Parent, select **More** from the Index. Then select **Course Registration**. A list of Course Registration Enrollments displays.
2. Select the desired enrollment. This is usually the next school year's enrollment (if the current school year is 2018-19 High School and you are currently in Grade 10, the next school year's enrollment is 2019-20 High School where you will be requesting courses for Grade 11).



Note that multiple enrollments may be listed. Perhaps you have an enrollment in one high school in your district, and also take a course at another high school in the district. In this instance, two enrollment options for the same school year are listed.

You are now ready to enter Course Requests. When there are currently no course requests, a screen like the image on the left below displays. If some course requests have been entered, a screen like the image on the right displays.



< Back

25% complete Units: 18/72

Course Requests

COURSE NAME	UNITS	
<div style="display: flex; align-items: center;"> ▼ REQUIRED </div>		
Advisory 0000	4	>
PSEO (Sem 1) 0091	2	>
Spanish Immersion 11 I 8054	2	>
Spanish Immersion 11 II 8055	2	>
Modern Chemistry 3701	2	>
Principles of Chemistry 3705	2	>
Algebra II 1 4010	2	>
Algebra II 2 4011	2	>

Existing Course Requests

Required, Requested and Alternate Courses

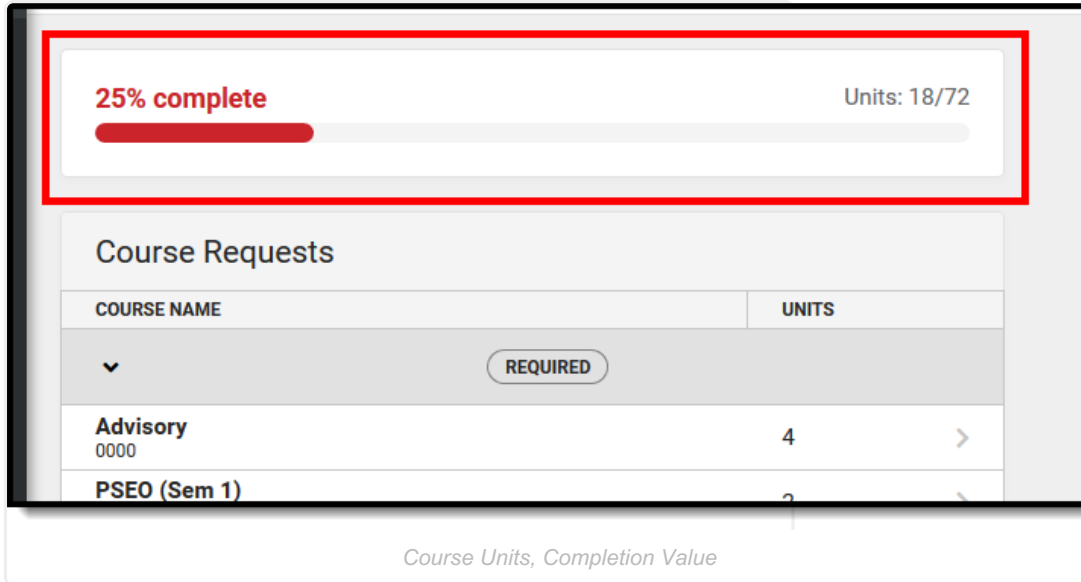
- Courses that your counselor added display as **Required**. Changes to these requests cannot be made (but you can discuss these choices with your counselor).
- Courses you requested display as **Requests**. These requests can be modified (changed to alternates, removed, etc.)
- Courses you requested as alternates display as **Alternates**. These requests can be modified (changed to requests, removed, etc.)
- Change a course request to an alternate by selecting it from your list of courses and clicking the **Convert to Alternate** button,
- Delete a request by clicking the red X from the Search Results or by selecting the course and clicking **Delete Request**.

When your counselor begins adding courses to student schedules, requested courses and required courses are given a higher priority for placement on your schedule. Alternate course requests are placed when the requested or required courses cannot be placed.

Course Units

The Course Units total indicates how complete your schedule is. In this example, the student has a full schedule when they have requested 72 units.

- The first number (in this example, 18) indicates how many units the students have requested.
- The second number (in this example, 72) indicates how many total units are needed.



This number is based on how the school calendar is set up. The color of the progress bar changes depending on the number of units requested, as does the total completion of the circle.

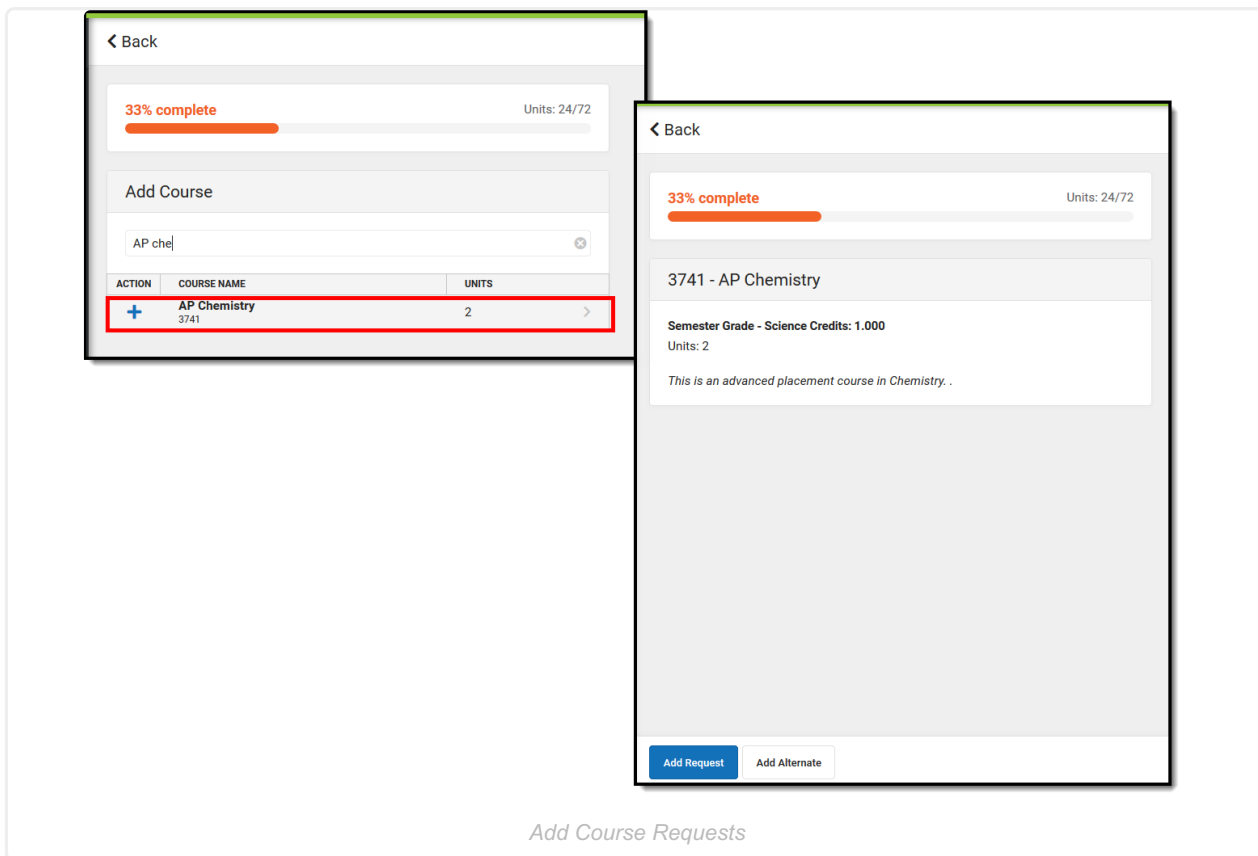
- A complete schedule (100%, top number is the same as bottom number) is green.
- A schedule that is between 67% and 99% completed is yellow.
- A schedule that is between 34% and 66% completed is orange.
- A schedule that is between 0% and 33% completed is red.

Request as many courses as instructed by your counselor. If you cannot request that many courses, work with your counselor to complete the process. If you have a course plan, refer to that when requesting courses.

Request Courses

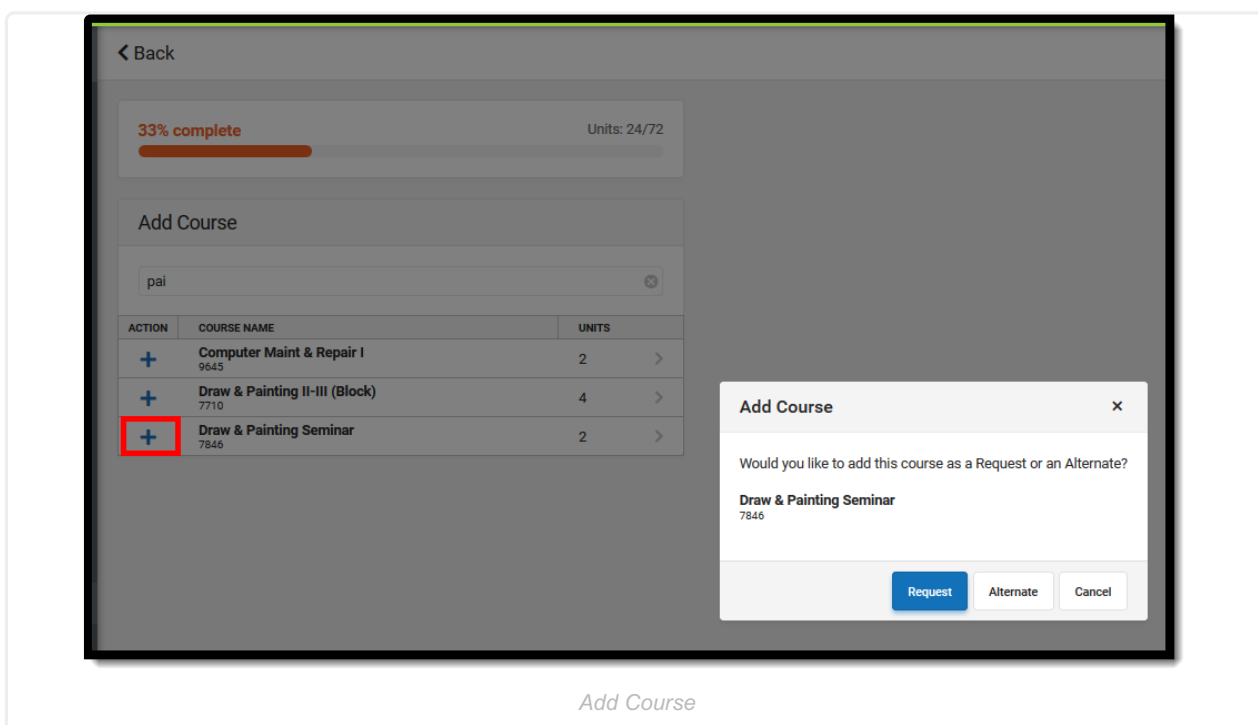
1. Click the **Add Course** button. A list of courses available for selection displays.
2. Begin typing the name of the course in the **Search** field. Matching results display below the search field.
3. Select the desired **Course**. Information about that course (how many units and a description of the course) displays.
4. Add the course by clicking **Add Request**. Or, click the **Add Alternate** button. This adds the course as an alternate course in case you cannot be scheduled into other courses.
5. Return to the Add Course screen by clicking **Back**.

Repeat these steps until you have a complete or near complete schedule.



For a faster way to request courses:

1. Search for the course.
2. Click the blue plus sign on the left.
3. In the popup message that displays, select **Request**, **Alternate** or **Cancel**.



Review Course Requests

When finished requesting courses, review the requests you have made and make adjustments as needed.

If you are satisfied with your requests, click the **Print** button. This generates a PDF of your required and requested courses.

33% complete Units: 24/72

Course Requests

COURSE NAME	UNITS
REQUIRED	
Advisory 0000	4
PSEO (Sem 1) 0091	2
Spanish Immersion 11 I 8054	2
Spanish Immersion 11 II 8055	2
Modern Chemistry 3701	2
Principles of Chemistry 3705	2
Algebra II 1 4010	2
Algebra II 2 4011	2
REQUESTS	
AP English 11 I 1844	2
AP English 11 II 1845	2
AP U.S. History I 2800	2
ALTERNATES	
A School Study 0940	2
AP Chemistry 3741	2

Student, Tiffany
Student Number: 6600
Grade: 11

Requested Courses:

- 0000 Advisory
- 4010 Algebra II 1
- 4011 Algebra II 2
- 1844 AP English 11 I
- 1845 AP English 11 II
- 2800 AP U.S. History I
- 3701 Modern Chemistry
- 3705 Principles of Chemistry
- 0091 PSEO (Sem 1)
- 8054 Spanish Immersion 11 I
- 8055 Spanish Immersion 11 II

Alternate Courses:

- 0940 A School Study
- 3741 AP Chemistry

Courses with program priority displayed in bold.

Parent/Guardian Signature _____ Date _____

Completed Course Requests, Printed View

Completed Course Requests, Printed View