DOOR SCHEDULE

DOOR NO.	DOOR SIZE	DOOR			FRAME					H.W. NO.	MIN./ LABEL	LINTEL MAT.	REMARKS
		TYPE	MAT.	FIN.	TYPE	MAT.	FIN.	JAMB *	HEAD *				
A122A	PR 3'-0" x 7'-0"	FG	FRP	PREF	W4	AL	PREF	EX	EX	01	EX	EX	-
A122B	PR 3'-0" x 7'-0"	FG	FRP	PREF	W4	AL	PREF	EX	EX	07	EX	EX	-
F101A	PR 3'-0" x 7'-0"	FG2	FRP	PREF	W1	AL	PREF	-	-	01	-	-	-
F101B	PR 3'-0" x 7'-0"	FG2	FRP	PREF	W1	AL	PREF	-	-	01	-	-	-
F101C	PR 3'-0" x 7'-0"	FG2	FRP	PREF	W1	AL	PREF	-	-	02	-	-	-
F101D	PR 3'-0" x 7'-0"	FG2	FRP	PREF	W2	AL	PREF	-	-	03	-	-	-
F101E	PR 3'-0" x 7'-0"	FG2	FRP	PREF	W2	AL	PREF	-	-	03	-	-	-
F101F	PR 3'-0" x 7'-0"	FG2	FRP	PREF	W2	AL	PREF	-	-	04	-	-	-
L112A	PR 3'-0" x 7'-0"	FG2	FRP	PREF	W3	AL	PREF	-	-	05	-	-	-
L112B	PR 3'-0" x 7'-0"	FG2	FRP	PREF	W3	AL	PREF	-	-	01	-	-	-
L112C	3'-0" x 7'-0"	FG2	FRP	PREF	W3	AL	PREF	-	-	06	-	-	-
L113A	PR 3'-0" x 7'-0"	FG	FRP	PREF	W4	AL	PREF	-	-	01	EX	EX	-
L113B	PR 3'-0" x 7'-0"	FG	FRP	PREF	W4	AL	PREF	-	-	01	EX	EX	-

DOOR SCHEDULE GENERAL NOTES

1. FRAME DETAILS ARE NOTED ON SHEET A3.01B UNLESS NOTED OTHERWISE.
2. DOOR UNDERCUTS FOR MECHANICAL REQUIREMENTS ARE LIMITED TO 5/8" MAX. CLEAR DISTANCE MEASURED FROM THE TOP OF THE FINISHED FLOOR MATERIAL OR THRESHOLD TO THE BOTTOM EDGE OF THE DOOR. STANDARD TOLERANCES OF UNDERCUTTING OF DOORS FOR THRESHOLDS AND OTHER FLOOR COVERING MATERIALS ARE NOT NOTED AND MUST BE CONSIDERED IN DETERMINING THE ACTUAL OVERALL HEIGHT OF THE DOOR. COORDINATE WITH AFFECTED TRADES.
3. FIRE RATED DOORS AND FRAMES ARE LISTED IN MINUTES.
4. ALL FIRE RATED HOLLOW METAL DOOR FRAMES SHALL BE CEMENT GROUTED SOLID UNLESS SPECIFICALLY NOTED OTHERWISE. COORDINATE CAVITY LOCATIONS FOR SCHEDULED HARDWARE.

DOOR SCHEDULE REMARKS

1.

GLAZING SCHEDULE

REFER TO SPECIFICATIONS FOR ADDITIONAL INFORMATION

GL-8 SCHOOL GUARD GLASS, SG5, INSTALLED PER MFGR REQUIREMENTS (ALTERNATE A1)

GL-10 1" INSULATED CLEAR FULLY TEMPERED GLASS UNIT

DOOR TYPES

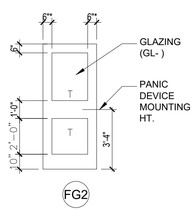

FRAME TYPES

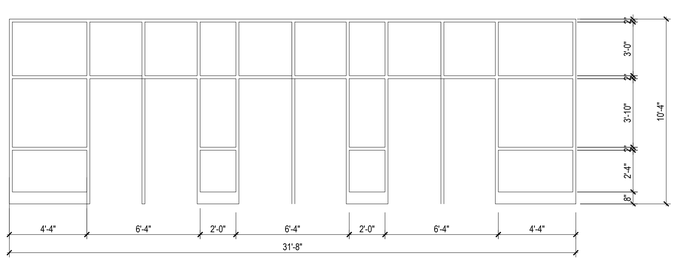

W2 GL-10 AL-1

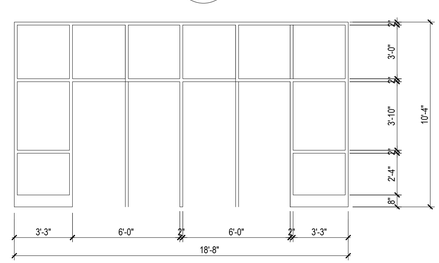

W4 GL-10 AL-1

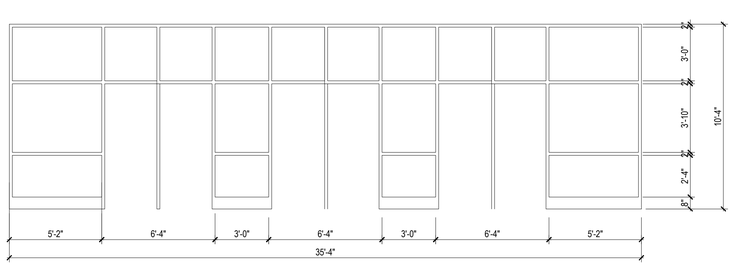

W1 GL-10 AL-1

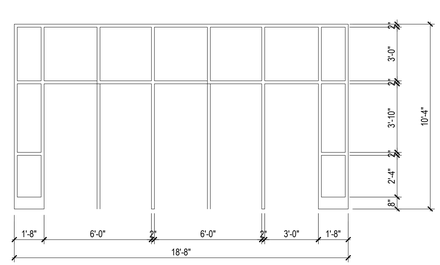

W3 GL-10 AL-1

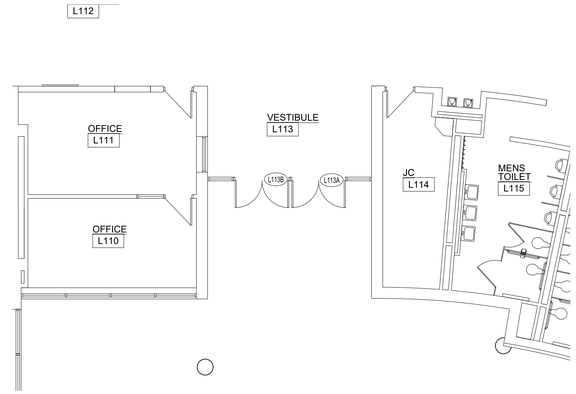

SOUTH ATHLETIC ENTRANCE PLAN
SCALE: 1/8" = 1'-0"

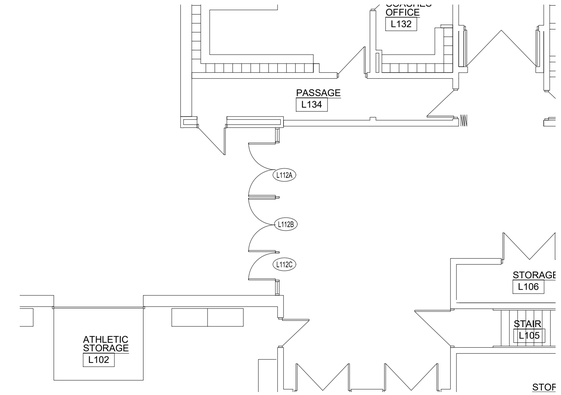

NORTH ATHLETIC ENTRANCE PLAN
SCALE: 1/8" = 1'-0"

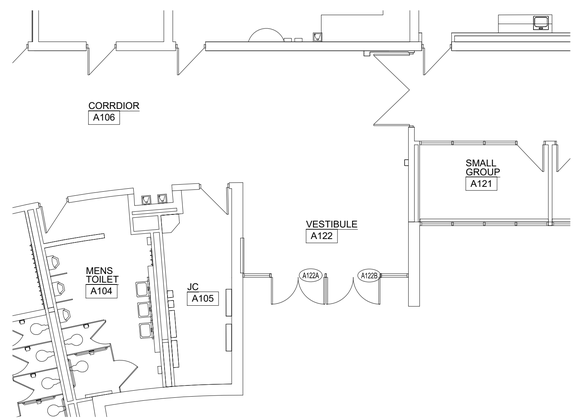

SOUTH ENTRANCE PLAN
SCALE: 1/8" = 1'-0"

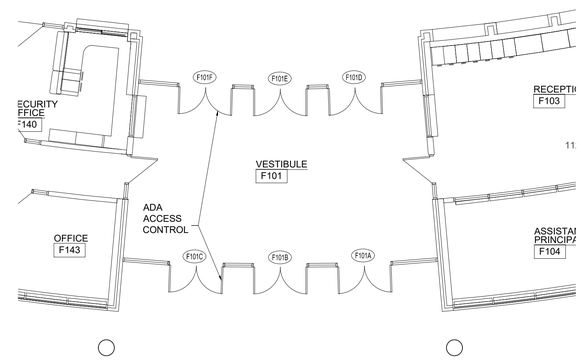

MAIN ENTRANCE PLAN
SCALE: 1/8" = 1'-0"

GENERAL NOTES

1. REMOVE EXISTING DOOR/FRAME/HARDWARE AT NEW DOOR/FRAME LOCATIONS
2. FIELD VERIFY EXISTING OPENING DIMENSIONS

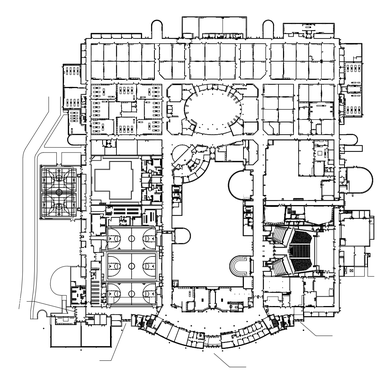

COMPOSITE FLOOR PLAN
SCALE: NO SCALE

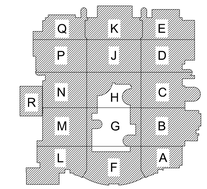

ISSUE DATE	ISSUED FOR
12/8/2020	BIDS
DRAWN	SSC
CHECKED	SSC
APPROVED	PAC

FRENCH associates
architects planners interiors

236 MILL STREET
ROCHESTER, MI
48307

T: 248.656.1377
frenchaia.com

© FRENCH associates, Inc.

PROJECT

WEST BLOOMFIELD SCHOOL DISTRICT
WBHS
PH 3, BP 5

WEST BLOOMFIELD, MICHIGAN

SHEET

ENLARGED PLAN AND DOOR SCHEDULE

PROJECT NUMBER

2017-037.3

SHEET NUMBER

A3.00

2017-037.3 WBHS 12/8/2020 5:49 PM