
















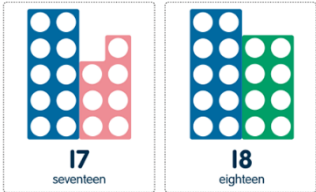




Pound Hill Infant Academy Remote Learning Grid:

Day	0945-1000	1010-1030	1100-11.20	11.20-1140	1-2pm
M	INSET DAY	INSET DAY	INSET DAY	INSET DAY	INSET DAY
T	<p>Reading Learning challenge – to say the sounds and read the words in your books</p> <p>Log into bug club and read a story with a grown up. Remember: To talk about what happened in the story and what you think might happen next to develop your understanding and speaking and listening skills. Have a go at spotting the sounds that we have learnt at school. Have a go at reading the words – say the sound and read the word.</p> <div style="text-align: center;">  </div>	<p>Maths - Learning challenge – to confidently know numbers 15 and 16 and find ways to represent them.</p> <p>Can you write a few cards with the numbers 15 and 16 on them? Then ask your grown up to hide the numbers around the house and see if you can find them.</p> <p>Once you have found all of your cards, can you then have a go at carefully counting different objects to match the numbers you have found? It could be 15 Lego bricks, or 16 pencils.</p> <p>Remember:</p> <ul style="list-style-type: none"> - When writing your numbers, make sure you get them the right way round. - When using teen numbers you can show it using tens and one (10 and 5 make 15, 10 and 6 make 16). <div style="display: flex; justify-content: space-around;"> <div style="text-align: center;">  <p>15 fifteen</p> </div> <div style="text-align: center;">  <p>16 sixteen</p> </div> </div>	<p>Literacy – working out clues Learning challenge – to read some clues and think about who might be main character in our next story</p> <p>Have a look at the PowerPoint 'Week 1 Monday clues' on the resources page of our website https://www.poundhillinfantacademy.org.uk/teaching-and-learning/remoted-learning/reception-resources</p> <p>Get someone to read you each set of clues. Before you move on to the next ones, have a think about who you think it might be describing. You can explain your ideas or could have a go at recording who you think I think it might be.</p> <p>Remember:</p> <ul style="list-style-type: none"> - Have a go at drawing and labelling your ideas - Think about what you want to draw first. - Think about the sounds that you can hear in the words that you are writing - Make sure that your writing goes in a straight line. 		<p>Art – creating your own superhero background. Learning challenge – to use mixed media to create a superhero background for your superhero picture.</p> <div style="text-align: center;">  </div> <p>Remember:</p> <ul style="list-style-type: none"> - You can use any media you have available at home, it might be paint, colouring pencils/pens, crayons, coloured paper, etc. - Think about what colours you might use. If you are using paint, can you mix colours together to make a different colour? <div style="text-align: center;">  </div>
W	<p>Phonics – word building Learning challenge – to build words that include the 'l, r, u, k' sounds we learnt before the holidays.</p> <p>Have a go at building some of the words below. Remember to ask a grown up to say the word very slowly so that you can hear all the sounds in the words. You could use your own sound cards to build the word or have a go at writing down the sounds that you can hear.</p>	<p>Maths – Learning challenge – to know and recognize all of your numbers from 1 – 20.</p> <p>Using your new knowledge of teen numbers, have a go at the helicopter rescue game. Listen carefully to the number name and then find the correct numeral to rescue the people.</p> <p>https://www.topmarks.co.uk/learning-to-count/helicopter-rescue</p>	<p>Literacy – helping Supertato! Learning challenges – to write a sentence explaining who you think has escaped from the freezer</p> <p>The new story we are going to be looking at is Supertato – Supertato needs some great problem solvers to help him. Listen the first page of the story named 'Supertato story' on our website</p>	<p>Understanding of the world/spoken language Learning challenge – To use spoken language to add explanation to their thoughts and ideas.</p> <p>If you were a superhero, what would your special powers be?</p> <p>Remember:</p> <ul style="list-style-type: none"> - To add explanations to your ideas. Think about why you 	
	Morning physical activity - http://jumpstartjonny.co.uk/	Free time	Free time	LUNCH BREAK	Physical Activity

Pound Hill Infant Academy Remote Learning Grid:

	<p>Words to choose from: lip, leg, rat, rug, kit</p> <p>Remember:</p> <ul style="list-style-type: none"> - Make sure that you are saying the sounds correctly. - Make sure that you say the sounds and read the word after you have built it - If you have a go at writing the sounds make sure that they are the right way round. 	<p>Remember:</p> <ul style="list-style-type: none"> - To listen carefully to the number that is needed. - To think about what the numeral looks like before clicking on the number. 	<p>https://www.poundhillinfantacademy.org.uk/teaching-and-learning/remote-learning/reception-resources</p> <p>Who do you think has escaped from the freezer? Can you explain why you think this? Write a sentence to explain who you think has escaped from the freezer – ‘it is....’</p> <p>Remember:</p> <ul style="list-style-type: none"> - Think about what you want to write before you start writing. - Make sure that all your letters are the right way round - Say the sounds that you are writing as you write them down. - Have a go at reading your sentence back after you have written it. 		<p>would want this to be your superpower.</p> <p>4. Have a super Power</p> <ul style="list-style-type: none"> • Flying  • X-ray vision  • Invisibility  • Mind control  • Strength  • Weather control  • Speed  • Shape-shifting 
Th	<p>Reading Learning challenge – to say the sounds and read the words in your books</p> <p>Log into bug club and read a story with a grown up.</p> <p>Remember: To talk about what happened in the story and what you think might happen next to develop understanding and speaking and listening skills.</p> <p>Have a go at spotting the sounds that we have learnt at school. Have a go at reading the words – say the sound and read the word.</p> 	<p>Maths –</p> <p>Learning challenge – to confidently know numbers 17 and 18 and find ways to represent them.</p> <p>The veggies are getting a little nervous around the Supermarket now, as they don't know what is going on and who might have escaped from the freezer.</p> <p>The veggies need to hide. Can you make a hiding place and then hide 17 different things in there? Maybe try it again with number 18?</p> <p>Remember:</p> <ul style="list-style-type: none"> - When writing your numbers, make sure you get them the right way round. - When using teen numbers you can show it using tens and one (10 and 7 make 17, 10 and 8 make 18). 	<p>Literacy –</p> <p>Learning challenge – to think of three things that you would like to find out about Supertato</p> <p>Now that we have started to learn a little bit about the character Supertato, think about some other things that you might want to find out about him. Talk about your ideas and then have a go at recording your thoughts so that you can remember your ideas.</p> <p>Possible ideas could be: Does Supertato have a family? Where does Supertato live? What is Supertato's job?</p> <p>Remember:</p> <ul style="list-style-type: none"> - Think about what you want to write before you start writing - Make sure that all your letters are the right way round. 		<p>Art – create your own superhero for your superhero background you created on Tuesday.</p> <p>Learning challenge – to create a superhero using mixed media.</p> <p>Remember:</p> <ul style="list-style-type: none"> - You can use any materials that you have available in your house, this might be recycled boxes, paper, card...etc. 

Pound Hill Infant Academy Remote Learning Grid:

				<ul style="list-style-type: none"> - Think about what sounds you can hear in the words that you are writing. - Have a go at reading your word back pointing to each word that you have written. - Think about leaving a finger space between each word. 			
F		<p>Phonics – dictation Learning challenge – to hear and segment (break down) the sounds when writing a word and/or sentence.</p> <p>Ask a grown up to say the sentence ‘a big red van’. Have a go at saying the sentence with your grown up and counting how many words are in your sentence. Then ask your grown up to say each word whilst you have a go at writing each word. Remember to say the sounds you can hear and write them down.</p> <p>Remember:</p> <ul style="list-style-type: none"> - Say each sound and then write it down. - Say the sounds and read the word once you have written it. - Make sure that all your letters are the right way round <p>Challenge! Can you have a go at writing the sentence? For example: A cat is a pet.</p>	<p>Maths – Learning challenge – to confidently know numbers 19 and 20 and find ways to represent them.</p> <p>Poor Supertato has been very busy in the Supermarket fighting off the Evil Pea. Using the number 19 – can you make an Evil Pea Army (either with objects or drawing)? Make sure you don’t do too many!</p> <p>Then, once you have your Evil Pea Army, could you make some Super Veggies to save the day? This time, try to make 20 Super Veggies?</p> <p>Remember:</p> <ul style="list-style-type: none"> - When writing your numbers, make sure you get them the right way round. - When using teen numbers you can show it using tens and one (10 and 9 make 19, 10 and 10 make 20). 	<p>Literacy – describing Supertato Learning challenge – to write a character profile to describe ‘Supertato’</p> <p>Continue to listen to the story up to the ‘oh no – not a pea’. Now that we know a bit more about Supertato think of some words to describe what he looks like and what he might be like on the inside. When you have thought of some words have a go at putting them into a sentence, you could use ‘I am’ to start off your sentences.</p> <p>Remember:</p> <ul style="list-style-type: none"> - Think about what you want to write before you start writing - Make sure that all your letters are the right way round. - Think about what sounds you can hear in the words that you are writing. - Have a go at reading your word back pointing to each word that you have written. - Think about leaving a finger space between each word.  <p>I am _____</p> <p>_____</p>		<p>TIME TO SHINE – Please share your creations and activities via your year group Twitter page. </p> <p>Please remember that you can follow us at : https://twitter.com/PHInfants</p> <p>You can also follow our Reception Twitter page @PHReception</p>	

Pound Hill Infant Academy Remote Learning Grid:

Instructions on how to get to mini mash:

1. Log into Purple Mash
2. Click on Mini Mash
3. It should take you straight to Mini Mash, but if another screen comes up press 'Enter Mini Mash'.