PLEASE POST **PLEASE POST**

AMITY REGIONAL SCHOOL DISTRICT NO. 5

Bethany Orange Woodbridge
25 Newton Road, Woodbridge, Connecticut 06525
(203) 397-4811

Dr. Jennifer P. Byars
Superintendent of Schools

AMITY REGIONAL BOARD OF EDUCATION FINANCE COMMITTEE MEETING AGENDA

September 14, 2020 at 5:00 p.m.
100 Ohman Avenue, Orange, CT

CLICK HERE TO VIEW THIS MEETING

Attendance in-person at this meeting is closed to the public; however, public comment can be emailed to pamela.pero@amityregion5.org by 2:00 p.m. on September 14, 2020. Emails received after 2:00 p.m. on September 14, 2020 will be forwarded to the Amity Regional School District No. 5 Board of Education as Correspondence but will not be admitted as part of this meeting. Anonymous items will be forwarded to the Amity Regional School District No. 5 Board of Education as Correspondence but will not be admitted as Public Comment for this meeting.

1. Call to Order
2. Discussion and Possible Action on Minutes - *Page 2*
   a. Finance Committee Meeting – August 17, 2020
3. Public Comment
4. Discussion and Possible Action on Capital Reserve 1% appropriation - *Page 5*
5. Discussion of Monthly Financial Statements - *Page 8*
6. Director of Finance and Administration Approved Transfers Under $3,000 - *Page 96*
7. Other
8. Adjourn

Jennifer P. Byars
Superintendent of Schools

JPB/pjp

pc: Town Clerks: Bethany, Orange, Woodbridge

Working to "enable every Amity student to become a lifelong learner and a literate, caring, creative and effective world citizen." *District Mission Statement*

If you require accommodations to participate because of a disability,
please contact the office of the Superintendent of Schools in advance at 203-397-4811.

AMITY REGIONAL SCHOOL DISTRICT NO. 5 BOARD OF EDUCATION FINANCE COMMITTEE
AUGUST 17, 2020 MEETING MINUTES
5:00 pm
25 Newton Road, Woodbridge, CT

COMMITTEE MEMBERS PRESENT
Chairperson Patricia Cardozo, Matthew Giglietti, Joseph Nuzzo (virtual),
Dr. Jennifer Turner (virtual), Christopher Browe (arrived 5:24 p.m.)

COMMITTEE MEMBERS ABSENT
John Grabowski

STAFF MEMBERS PRESENT
Dr. Jennifer Byars, Theresa Lumas, Kathy Kovalik, James Saisa, Brian Dower

DRAFT

1. Call to Order

Chairperson Cardozo called the meeting to order at 5:04 p.m.

2. Discussion and Possible Action on Minutes

a. Finance Committee Meeting – June 8, 2020

MOTION by Joseph Nuzzo to approve minutes as submitted
VOTES IN FAVOR, 4 (unanimous)
MOTION CARRIED

3. Public Comment

None

4. Presentation and Discussion of Second Quarter 2020 Executive Summary Review of Amity Pension Fund, Sick and Severance Account, and OPEB Trust

Presented by Mike Goss, Fiduciary Investment Advisors

5. Discussion and Possible Action on Contracts over $35,000

a. Electrical Contract

MOTION by Matthew Giglietti to recommend the Amity Board of Education authorize the Superintendent to sign a contract for electricity supply that extends the current contract with Engie Resources, LLC or a provider offering better rates for up to 48 months, on behalf of the District, provided the rates are in the best interest of Amity.
VOTES IN FAVOR, 4 (unanimous)
MOTION CARRIED

6. Presentation and Discussion of 2021-2022 Budget Calendar

7. Presentation of Annual Report on Reserve Fund for Capital and Nonrecurring Expenditures

8. Discussion and Possible Action on to initiate process to appropriate funds to Capital and Nonrecurring

MOTION by Christopher Browe to recommend the Amity Board of Education direct the Administration to start the planning process to appropriate 1% ($495,482) of the 2019-2020 operating funds to the Capital and Nonrecurring Account and bring the resolution and dates to the September Board Meeting for approval.
VOTES IN FAVOR, 5 (unanimous)
MOTION CARRIED

9. Discussion of Monthly Financial Statements

a. Fiscal Year 2019-2020

b. Fiscal Year 2020-2021

DRAFT

Matthew Giglietti requested to go on record that he is very upset that Amity Finance Committee voted at the June 2020 meeting to not recommend the Board of Education put additional money into medical reserve using 2020 funds, and the Board of Education ignored this recommendation and voted to approve it.

Joseph Nuzzo agreed with Matthew Giglietti for the record.

10. Director of Finance and Administration Approved Transfers Under $3,000

a. Fiscal Year 2020-2021

11. Discussion and Possible Action on Budget Transfers of $3,000 or More

a. Fiscal Year 2019-2020 (information only –approved in June)

12. Other

a. Update on Bond Issue

13. Adjourn

MOTION by Matthew Giglietti to adjourn meeting
VOTES IN FAVOR, 5 (unanimous)
MOTION CARRIED

Meeting adjourned at 5:50 p.m.

Respectfully submitted,
Pamela Pero
Recording Secretary

DRAFT

AMITY REGIONAL SCHOOL DISTRICT NO. 5

Bethany Orange Woodbridge

25 Newton Road, Woodbridge Connecticut 06525

Theresa Lumas ***Phone (203) 397-4813***
Director of Finance and Administration ***Fax (203) 397-4864***
terry.lumas@amityregion5.org

To: Jennifer Byars, Ed. D., Superintendent of Schools

From: Theresa Lumas, Director of Finance and Administration

Re: Appropriation to Capital Reserve from **2019-2020** Surplus

Date: September 9, 2020

The District has operated under legal advisement that transferring 1% of the prior year budget to a CNR required either a district town meeting in which voters would cast paper ballots or a referendum. Your research with multiple legal counsels, which includes one of our own attorneys, CABE Deputy Director and General Counsel, and the Connecticut State Department of Education all, provided an opinion that a majority vote of the Regional Board of Education is sufficient. I posed the question to my colleagues in CASBO. I received five responses to date, four regional school district transfer into the Capital and Nonrecurring Account by Board vote and one regional district is reviewing changing from district meeting to board vote based on new legal advice. You have confirmed with two other regional school districts that transfer is accomplished by board vote. Lastly, I heard from the Director of Government Affairs at CASBO who indicated that a majority vote of the Board is required, no district meeting or referendum.

Therefore, I am recommending the Amity Finance Committee and Board of Education approve the following appropriation and budget transfer of **$495,482** into Reserve Fund for Capital and Nonrecurring Expenses from the fiscal year 2019-2020 surplus for the purpose of a roof replacement/restoration at Amity Regional High School. The roof replacement/restoration is anticipated in fiscal year 2022 when the 10-year warranty expires.

It may be helpful to know the difference in the return to member towns with and without the requested appropriation to capital and nonrecurring. The two options are shown below:

Amounts Returned to Towns with 1% Appropriation

Bethany	Orange	Woodbridge
18.356%	50.868%	30.776%

MEMBER TOWNS		2019-2020 UNUSED FUNDS*	#1
BETHANY	$	358,085	*Unspent funds less 1% of $495,482, returned at FY20 allocation rates*
ORANGE	$	992,321	
WOODBRIDGE	$	600,371	
TOTALS	**$**	**1,950,777**	

MEMBER TOWNS		2018-2019 UNUSED FUNDS*	
BETHANY	$	6,840	*Unspent encumbrances returned at FY19 allocation rates*
ORANGE	$	17,792	
WOODBRIDGE	$	10,825	
TOTALS	**$**	**35,457**	

MEMBER TOWNS		TOTAL RETURN UNUSED FUNDS*	
BETHANY	$	364,925	*Combined FY19 and FY20 returns*
ORANGE	$	1,010,113	
WOODBRIDGE	$	611,196	
TOTALS	**$**	**1,986,234**	

Amounts Returned to Towns *without* 1% Appropriation

Bethany	Orange	Woodbridge
18.356%	50.868%	30.776%

MEMBER TOWNS		2019-2020 UNUSED FUNDS*	*#2*
BETHANY	$	449,035	*All unspent funds returned, zero appropriation to Capital Nonrecurring Account, at FY20 allocation rates*
ORANGE	$	1,244,363	
WOODBRIDGE	$	752,861	
TOTALS	**$**	**2,446,259**	

MEMBER TOWNS		2018-2019 UNUSED FUNDS*	
BETHANY	$	6,840	*Unspent encumbrances returned at FY19 allocation rates*
ORANGE	$	17,792	
WOODBRIDGE	$	10,825	
TOTALS	**$**	**35,457**	

MEMBER TOWNS		TOTAL RETURN UNUSED FUNDS*	
BETHANY	$	455,875	*Combined FY19 and FY20 returns*
ORANGE	$	1,262,155	
WOODBRIDGE	$	763,686	
TOTALS	**$**	**2,481,716**	

Amity Finance Committee:
Move to recommend the Amity Board of Education approve –

Amity Board of Education:
Move to approve –

… an appropriation and budget transfer of $495,482 into Reserve Fund for Capital and Nonrecurring Expenses from the fiscal year 2019-2020 surplus and designate these funds for a roof replacement at Amity Regional High School. The roof replacement/restoration is anticipated in fiscal year 2022 when the 10-year warranty expires.

ACCOUNT NUMBER	ACCOUNT NAME	FROM	TO
05-15-2512-5255	Medical & Dental Account	$495,482	
05-15-0000-5856	Transfer Account		$495,482

AMITY REGIONAL SCHOOL DISTRICT NO. 5
REVENUES AND EXPENDITURES
FOR FY 2020-2021

		COLUMN 1	COLUMN 2	COLUMN 3	COLUMN 4	COLUMN 5	COLUMN 6	COL 7
		2019-2020	2020-2021	JULY 2020	CHANGE	AUG 2020	VARIANCE	FAV
LINE	CATEGORY	ACTUAL	BUDGET	FORECAST	INCR./(DECR.)	FORECAST	OVER/(UNDER)	UNF
1	MEMBER TOWN ALLOCATIONS	48,627,967	49,760,789	49,760,789	0	49,760,789	0	FAV
2	OTHER REVENUE	262,141	248,317	232,209	(18,596)	213,613	(34,704)	UNF
3	OTHER STATE GRANTS	758,946	731,653	731,653	0	731,653	0	FAV
4	MISCELLANEOUS INCOME	70,134	43,750	36,750	0	36,750	(7,000)	UNF
5	BUILDING RENOVATION GRANTS	0	0	0	0	0	0	FAV
6	**TOTAL REVENUES**	**49,719,188**	**50,784,509**	**50,761,401**	**(18,596)**	**50,742,805**	**(41,704)**	**UNF**
7	SALARIES	25,967,645	27,168,752	27,307,052	65,760	27,372,812	204,060	UNF
8	BENEFITS	5,141,056	6,186,149	6,181,836	1,957	6,183,793	(2,356)	FAV
9	PURCHASED SERVICES	7,565,040	9,450,642	9,066,433	151,697	9,218,130	(232,512)	FAV
10	DEBT SERVICE	4,559,210	4,453,835	4,453,835	0	4,453,835	0	FAV
11	SUPPLIES (INCLUDING UTILITIES)	2,935,589	2,907,974	2,907,974	(6,647)	2,901,327	(6,647)	FAV
12	EQUIPMENT	771,215	134,053	134,053	0	134,053	0	FAV
13	IMPROVEMENTS / CONTINGENCY	222,666	305,940	305,940	0	305,940	0	FAV
14	DUES AND FEES	110,508	177,164	170,013	0	170,013	(7,151)	FAV
15	TRANSFER ACCOUNT	495,482	0	0	0	0	0	FAV
16	**TOTAL EXPENDITURES**	**47,768,411**	**50,784,509**	**50,527,136**	**212,767**	**50,739,903**	**(44,606)**	**FAV**
17	**SUBTOTAL**	**1,950,777**	**0**	**234,265**	**(231,363)**	**2,902**	**2,902**	**FAV**
18	PLUS: CANCELLATION OF PRIOR YEAR'S ENCUMBRANCES	**35,457**	**0**	**0**	**0**	**0**	**0**	**FAV**
19	DESIGNATED FOR SUBSEQUENT YEAR'S BUDGET:	**0**	**0**	**0**	**0**	**0**	**0**	**FAV**
20	**NET BALANCE / (DEFICIT)**	**1,986,234**	**0**	**234,265**	**(231,363)**	**2,902**	**2,902**	**FAV**

Column 7: FAV=Favorable Variance
Revenues: At or OVER budget
Expenditures: At or UNDER budget

AMITY REGIONAL SCHOOL DISTRICT NO. 5
REVENUES AND EXPENDITURES
FOR FY 2020-2021

		COLUMN 1	COLUMN 2	COLUMN 3	COLUMN 4	COLUMN 5	COLUMN 6	COL 7
		2019-2020	2020-2021	JULY 2020	CHANGE	AUG 2020	VARIANCE	FAV
LINE	CATEGORY	ACTUAL	BUDGET	FORECAST	INCR./(DECR.)	FORECAST	OVER/(UNDER)	UNF
1	BETHANY ALLOCATION	8,926,150	9,000,731	9,000,731	0	9,000,731	0	FAV
2	ORANGE ALLOCATION	24,736,074	25,003,802	25,003,802	0	25,003,802	0	FAV
3	WOODBRIDGE ALLOCATION	14,965,743	15,756,256	15,756,256	0	15,756,256	0	FAV
4	**MEMBER TOWN ALLOCATIONS**	**48,627,967**	**49,760,789**	**49,760,789**	**0**	**49,760,789**	**0**	**FAV**
5	ADULT EDUCATION	3,748	3,042	3,042	0	3,042	0	FAV
6	PARKING INCOME	20,865	32,000	16,000	0	16,000	(16,000)	UNF
7	INVESTMENT INCOME	52,292	35,000	20,000	0	20,000	(15,000)	UNF
8	ATHLETICS	25,300	22,000	11,000	0	11,000	(11,000)	UNF
9	TUITION REVENUE	133,936	129,675	155,567	(18,596)	136,971	7,296	FAV
10	TRANSPORTATION INCOME	26,000	26,600	26,600	0	26,600	0	FAV
11	TRANSPORTATION BOWA AGREEMENT	0	0	0	0	0	0	FAV
12	**OTHER REVENUE**	**262,141**	**248,317**	**232,209**	**(18,596)**	**213,613**	**(34,704)**	**UNF**
13	OTHER STATE GRANT	0	0	0	0	0	0	FAV
14	SPECIAL EDUCATION GRANTS	758,946	731,653	731,653	0	731,653	0	FAV
15	**OTHER STATE GRANTS**	**758,946**	**731,653**	**731,653**	**0**	**731,653**	**0**	**FAV**
16	RENTAL INCOME	18,177	14,000	7,000	0	7,000	(7,000)	UNF
17	INTERGOVERNMENTAL REVENUE	32,884	4,750	4,750	0	4,750	0	FAV
18	OTHER REVENUE	19,073	25,000	25,000	0	25,000	0	FAV
19	TRANSFER IN	0	0	0	0	0	0	FAV
20	**MISCELLANEOUS INCOME**	**70,134**	**43,750**	**36,750**	**0**	**36,750**	**(7,000)**	**UNF**
21	**BUILDING RENOVATION GRANTS**	**0**	**0**	**0**	**0**	**0**	**0**	**FAV**
22	**TOTAL REVENUES**	**49,719,188**	**50,784,509**	**50,761,401**	**(18,596)**	**50,742,805**	**(41,704)**	**UNF**

Column 7: FAV=Favorable Variance
Revenues: At or OVER budget
Expenditures: At or UNDER budget

AMITY REGIONAL SCHOOL DISTRICT NO. 5
REVENUES AND EXPENDITURES
FOR FY 2020-2021

		COLUMN 1	COLUMN 2	COLUMN 3	COLUMN 4	COLUMN 5	COLUMN 6	COL 7
		2019-2020	2020-2021	JULY 2020	CHANGE	AUG 2020	VARIANCE	FAV
LINE	CATEGORY	ACTUAL	BUDGET	FORECAST	INCR./(DECR.)	FORECAST	OVER/(UNDER)	UNF
1	5111-CERTIFIED SALARIES	21,243,071	22,123,005	22,261,305	65,760	22,327,065	204,060	UNF
2	5112-CLASSIFIED SALARIES	4,724,574	5,045,747	5,045,747	0	5,045,747	0	FAV
3	**SALARIES**	**25,967,645**	**27,168,752**	**27,307,052**	**65,760**	**27,372,812**	**204,060**	**UNF**
4	5200-MEDICARE - ER	354,550	393,384	393,384	0	393,384	0	FAV
5	5210-FICA - ER	293,447	315,690	315,690	0	315,690	0	FAV
6	5220-WORKERS' COMPENSATION	203,071	237,774	213,271	1,957	215,228	(22,546)	FAV
7	5255-MEDICAL & DENTAL INSURANCE	3,134,277	4,229,925	4,229,925	0	4,229,925	0	FAV
8	5860-OPEB TRUST	40,950	31,678	31,678	0	31,678	0	FAV
9	5260-LIFE INSURANCE	42,820	47,280	47,280	0	47,280	0	FAV
10	5275-DISABILITY INSURANCE	10,277	10,529	10,719	0	10,719	190	UNF
11	5280-PENSION PLAN - CLASSIFIED	851,987	790,234	790,234	0	790,234	0	FAV
12	5281-DEFINED CONTRIBUTION RETIREMENT PLAN	99,079	120,224	120,224	0	120,224	0	FAV
12	5282-RETIREMENT SICK LEAVE - CERT	0	0	0	0	0	0	FAV
13	5283-RETIREMENT SICK LEAVE - CLASS	0	0	0	0	0	0	FAV
14	5284-SEVERANCE PAY - CERTIFIED	0	0	0	0	0	0	FAV
15	5290-UNEMPLOYMENT COMPENSATION	109,160	7,431	27,431	0	27,431	20,000	UNF
16	5291-CLOTHING ALLOWANCE	1,438	2,000	2,000	0	2,000	0	FAV
17	**BENEFITS**	**5,141,056**	**6,186,149**	**6,181,836**	**1,957**	**6,183,793**	**(2,356)**	**FAV**
18	5322-INSTRUCTIONAL PROG IMPROVEMENT	21,594	22,200	22,200	0	22,200	0	FAV
19	5327-DATA PROCESSING	110,412	102,829	102,829	0	102,829	0	FAV
20	5330-OTHER PROFESSIONAL & TECHNICAL SRVC	1,385,205	1,759,359	1,759,359	0	1,759,359	0	FAV
21	5440-RENTALS - LAND, BLDG, EQUIPMENT	48,229	113,634	113,634	0	113,634	0	FAV
22	5510-PUPIL TRANSPORTATION	2,861,329	3,544,897	3,409,089	0	3,409,089	(135,808)	FAV
23	5521-GENERAL LIABILITY INSURANCE	238,281	247,562	249,804	0	249,804	2,242	UNF
24	5550-COMMUNICATIONS: TEL, POST, ETC.	77,186	114,356	114,356	0	114,356	0	FAV
25	5560-TUITION EXPENSE	2,640,986	3,446,498	3,195,855	151,697	3,347,552	(98,946)	FAV
26	5590-OTHER PURCHASED SERVICES	181,818	99,307	99,307	0	99,307	0	FAV
27	**PURCHASED SERVICES**	**7,565,040**	**9,450,642**	**9,066,433**	**151,697**	**9,218,130**	**(232,512)**	**FAV**

Column 7: FAV=Favorable Variance
Revenues: At or OVER budget
Expenditures: At or UNDER budget

AMITY REGIONAL SCHOOL DISTRICT NO. 5
REVENUES AND EXPENDITURES
FOR FY 2020-2021

		COLUMN 1	COLUMN 2	COLUMN 3	COLUMN 4	COLUMN 5	COLUMN 6	COL 7
		2019-2020	2020-2021	JULY 2020	CHANGE	AUG 2020	VARIANCE	FAV
LINE	CATEGORY	ACTUAL	BUDGET	FORECAST	INCR./(DECR.)	FORECAST	OVER/(UNDER)	UNF
28	5830-INTEREST	809,210	788,835	788,835	0	788,835	0	FAV
29	5910-REDEMPTION OF PRINCIPAL	3,750,000	3,665,000	3,665,000	0	3,665,000	0	FAV
30	**DEBT SERVICE**	**4,559,210**	**4,453,835**	**4,453,835**	**0**	**4,453,835**	**0**	**FAV**
31	5410-UTILITIES, EXCLUDING HEAT	620,438	709,866	709,866	(6,647)	703,219	(6,647)	FAV
32	5420-REPAIRS, MAINTENANCE & CLEANING	774,787	761,354	761,354	0	761,354	0	FAV
33	5611-INSTRUCTIONAL SUPPLIES	311,910	366,196	366,196	0	366,196	0	FAV
34	5613-MAINTENANCE/CUSTODIAL SUPPLIES	228,327	229,557	229,557	0	229,557	0	FAV
35	5620-OIL USED FOR HEATING	42,700	42,700	42,700	0	42,700	0	FAV
36	5621-NATURAL GAS	47,475	67,173	67,173	0	67,173	0	FAV
37	5627-TRANSPORTATION SUPPLIES	96,789	124,202	124,202	0	124,202	0	FAV
38	5641-TEXTS & DIGITAL RESOURCES	291,630	63,778	63,778	0	63,778	0	FAV
39	5642-LIBRARY BOOKS & PERIODICALS	18,584	20,215	20,215	0	20,215	0	FAV
40	5690-OTHER SUPPLIES	502,949	522,933	522,933	0	522,933	0	FAV
41	**SUPPLIES (INCLUDING UTILITIES)**	**2,935,589**	**2,907,974**	**2,907,974**	**(6,647)**	**2,901,327**	**(6,647)**	**FAV**
42	5730-EQUIPMENT - NEW	332,148	70,947	70,947	0	70,947	0	FAV
43	5731-EQUIPMENT - REPLACEMENT	439,067	63,106	63,106	0	63,106	0	FAV
44	**EQUIPMENT**	**771,215**	**134,053**	**134,053**	**0**	**134,053**	**0**	**FAV**
45	5715-IMPROVEMENTS TO BUILDING	160,841	55,940	55,940	0	55,940	0	FAV
45a	5715-FACILITIES CONTINGENCY	100,000	100,000	100,000	0	100,000	0	FAV
45b	TRSF. FROM FACILITIES CONTINGENCY	(100,000)	0	0	0	0	0	FAV
46	5720-IMPROVEMENTS TO SITES	61,825	0	0	0	0	0	FAV
47	5850-DISTRICT CONTINGENCY	150,000	150,000	150,000	0	150,000	0	FAV
47a	TRSF. FROM CONTINGENCY TO OTHER ACCTS.	(150,000)	0	0	0	0	0	FAV
48	**IMPROVEMENTS / CONTINGENCY**	**222,666**	**305,940**	**305,940**	**0**	**305,940**	**0**	**FAV**
49	5580-STAFF TRAVEL	10,723	24,850	22,365	0	22,365	(2,485)	FAV
50	5581-TRAVEL - CONFERENCES	22,406	46,660	41,994	0	41,994	(4,666)	FAV
51	5810-DUES & FEES	77,379	105,654	105,654	0	105,654	0	FAV
52	**DUES AND FEES**	**110,508**	**177,164**	**170,013**	**0**	**170,013**	**(7,151)**	**FAV**
53	**5856-TRANSFER ACCOUNT**	495,482	**0**	**0**	**0**	**0**	**0**	**FAV**
54	**ESTIMATED UNSPENT BUDGETS**		**0**	**0**	**0**	**0**	**0**	**FAV**
55	**TOTAL EXPENDITURES**	**47,768,411**	**50,784,509**	**50,527,136**	**212,767**	**50,739,903**	**(44,606)**	**FAV**

Column 7: FAV=Favorable Variance
Revenues: At or OVER budget
Expenditures: At or UNDER budget

AMITY REGIONAL SCHOOL DISTRICT NO. 5
REVENUES & EXPENDITURES BY CATEGORY
FINANCIAL ANALYSIS
FOR THE FISCAL YEAR 2019-2020

AUGUST 2020

2020-2021 FORECAST

OVERVIEW

The projected unspent fund balance for this fiscal year is $2,902.

REVENUES BY CATEGORY

The projected yearend balance of revenues is ***$41,704 UNF***, which appears on page 2, column 6, line 22.

LINE 5 on Page 2: ADULT EDUCATION:
The forecast is based on actual State payments.

LINE 6 on Page 2: PARKING INCOME:
The forecast estimates 50% of parking revenue will be collected, $16,000 UNF. Difficult to determine the demand and opportunity yet.

LINE 7 on Page 2: INVESTMENT INCOME:
The budget is based on the expectation interest rates will remain steady and revenue will be as budgeted. ***The forecast projects less interest income due to declining interest rates, $15,000 UNF.***

Month	Peoples United	State Treasurer's Investment Fund
July 2020	0.392%	.352%
August	0.392%	.221%

LINE 8 on Page 2: ATHLETICS:
The forecast estimates a 50% reduction due to limited fan participation for at least one season, $11,000 UNF.

LINE 9 on Page 2: TUITION REVENUE:
The budget is based on seven tuition students. The actual tuition charged is higher ($71 per year) than budgeted since the rate is set after the budget referendum is past. Two new tuition students enrolled in the District***. One student disenrolled. The projected variance is $7,296 FAV previously $25,892 FAV.***

LINE 10 on Page 2: TRANSPORTATION INCOME:

The forecast is based on projected State payments for magnet school transportation budgeted.

LINE 14 on Page 2: SPECIAL EDUCATION GRANTS:
The current projection is based on budgeted costs for placements and transportation. This is based on a 73% reimbursement rate.

LINE 16 on Page 2: RENTAL INCOME:
The forecast estimates a 50% reducation based on limiting the use of the building for at least a portion of the year due to COVID19***, $7,000 UNF*.**

LINE 17 on Page 2: INTERGOVERNMENATAL INCOME:
The forecast is based on the budget for shared services with the Woodbridge Board of Education for technology services.

LINE 18 on Page 2: OTHER REVENUE:
The forecast is based on budget currently***, no change anticipated at this time, $0 FAV.***

EXPENDITURES BY CATEGORY

The projected yearend balance of expenditures is ***$ 44,606 FAV*** which appears on page 4, column 6, line 55.

LINE 1 on Page 3: 5111-CERTIFIED SALARIES:
***The forecast is based on budget. There are still open positions and the forecast will be updated after the school year begins. The need for additional coverage is anticipated. We intend to expand our use of bench subs to better ensure adequate class coverage and supervision in the buildings, current projection is $204,060 UNF previously $138,300 UNF*.**

LINE 2 on Page 3: 5112-CLASSIFIED SALARIES:
The forecast is based on budget. There are still open positions and the forecast will be updated after the school year begins. The need for additional support staff is anticipated.

LINES 4 & 5 on Page 3: 5200 & 5210-MEDICARE & FICA:
The forecast is based on the budget for current staff.

LINE 6: 5220 on Page 3-WORKERS' COMPENSATION:
The workers' compensation premium is less than budgeted and the forecast assumes the payroll audit will be as budgeted. Member equity distribution was received for ***$***9,190 FAV and a contract stabilization rate approved by the Board in May saving $15,313 FAV. ***Total savings YTD $22,546 FAV.***

LINES 7 on Page 3: 5255-MEDICAL AND DENTAL INSURANCE:
The forecast assumes actual claims of current employees and retirees will be the same as the budget. The projected monthly budget is based on an average of five years of claims. ***Medical claims are lower, presumabley due to routine office visits and medical tests being postponed. We expect claims will rise later in the year as employees and families return to routine care visits or possibly an increase in COVID treatments. The forecast projects the account will be neutral at this time.***

CLAIMS OF CURRENT EMPLOYEES AND RETIREES

MONTH	2020-2021 ACTUAL	2020-2021 BUDGET	VARIANCE	2019-2020 ACTUAL	2018-2019 ACTUAL
JUL	***$ 256,509***	$ 408,015	***$ (151,506)***	***$ 366,182***	***$ 292,718***
AUG	***$ 200,490***	$ 446,937	***$ (246,447)***	***$ 383,765***	***$ 282,192***
SEP	$ 365,001	$ 365,001	***$ -***	***$ 317,685***	***$ 376,576***
OCT	$ 363,318	$ 363,318	***$ -***	***$ 383,369***	***$ 245,938***
NOV	$ 453,630	$ 453,630	***$ -***	***$ 370,672***	***$ 418,110***
DEC	$ 484,052	$ 484,052	***$ -***	***$ 403,126***	***$ 334,678***
JAN	$ 354,535	$ 354,535	***$ -***	***$ 348,820***	***$ 331,129***
FEB	$ 307,567	$ 307,567	***$ -***	***$ 124,317***	***$ 384,149***
MAR	$ 389,184	$ 389,184	***$ -***	***$ 276,832***	***$ 363,660***
APR	$ 343,398	$ 343,398	***$ -***	***$ 196,735***	***$ 278,082***
MAY	$ 409,054	$ 409,054	***$ -***	***$ 124,900***	***$ 363,382***
JUN	$ 326,536	$ 326,536	$ -	***$ 194,428***	***$ 224,419***
TOTALS	**$ 4,253,272**	**$ 4,651,225**	**$ (397,953)**	***$ 3,490,831***	***$ 3,895,033***

ACTUAL/FORECAST CLAIMS AS A PERCENTAGE OF EXPECTED CLAIMS

2016-2017 ACTUAL	2017-2018 ACTUAL	2018-2019 ACTUAL	2019-2020 FORECAST	2020-2021 FORECAST
85.2%	72.1%	92.2%	84.1%	***91.4%***

Note: 2020-2021 FORECAST of projected claims for this fiscal year as a percentage of expected claims is based on actual year-to-date claims plus budgeted claims for the remainder of the year divided by expected (budgeted) claims.

FEES OF CURRENT EMPLOYEES AND RETIREES
(Stop-Loss Premiums, Network Access Fees, and Other Fees)

MONTH	2020-2021 ACTUAL	2020-2021 BUDGET	VARIANCE	2019-2020 ACTUAL	2018-2019 ACTUAL
JUL	***$ 53,562***	$ 61,957	***$ (8,395)***	***$ 65,692***	***$ 63,793***
AUG	***$ 50,187***	$ 65,755	***$ (15,568)***	***$ 62,661***	***$ 60,070***
SEP	$ 58,089	$ 58,089	***$ -***	***$ 46,306***	***$ 63,599***
OCT	$ 61,041	$ 61,041	***$ -***	***$ 70,245***	***$ 63,213***
NOV	$ 41,539	$ 41,539	***$ -***	***$ 59,406***	***$ 71,815***
DEC	$ 37,299	$ 37,299	***$ -***	***$ 62,365***	***$ 70,016***
JAN	$ 36,807	$ 36,807	***$ -***	***$ 73,157***	***$ 78,786***
FEB	$ 36,239	$ 36,239	***$ -***	***$ 57,592***	***$ 66,033***
MAR	$ 32,198	$ 32,198	***$ -***	***$ 58,624***	***$ 38,918***
APR	$ 36,879	$ 36,879	***$ -***	***$ 57,573***	***$ 69,321***
MAY	$ 36,343	$ 36,343	***$ -***	***$ 56,459***	***$ 76,505***
JUN	$ 35,743	$ 35,743	$ -	***$ 56,502***	***$ 72,044***
TOTALS	**$ 515,925**	**$ 539,887**	***$ (23,962)***	***$ 726,582***	***$ 794,113***

LINE 9 on Page 3: 5260-LIFE INSURANCE:
The forecast is based on the budget, $0 FAV.

LINE 10 on Page 3: 5275-DISABILITIY INSURANCE:
The forecast is based on the current staff, $190 UNF.

LINE 12 on Page 3: 5281-DEFINED CONTRIBUTION RETIREMENT PLAN:
The current forecast projects this account will be **neutral.**

LINE 15 on Page 3: 5290-UNEMPLOYMENT:
The forecast estimates the account may run $20,000 UNF. The budget was reduced prior to the pandemic based on a low utilization for several years. Many of the current claimants will come off unemployment when we reopen. However, there are a number of claimants that are receving benefits based on their past 24 months of work history with Amity and are not current employees. It is difficult to measure how many will remain on benefits. ***$20,000 UNF.***

LINE 22 on Page 3: 5510-PUPIL TRANSPORTATION:
Special Education Transportation is projecting a ***$110,075 FAV*** balance partly due to the first summer session was held virtually. Late busses and field trips will be reduced due to COVID-19, currently asuuming a 10% or ***$25,733 FAV*** projection.

LINE 23 on Page 3: 5521-GENERAL LIABILITY INSURANCE: Student Accident insurance renewed slightly higher-$922 UNF, LAP and several other policies came in lower-$8,588 FAV and cyberinsurace is now a separate policy and not covered under general liability increases $9,907 UNF for a total account increase of ***$2,242 UNF***

LINE 24 on Page 3: 5550-COMMUNICATION:TEL, POST, ETC:

E-Rate funding is pending for the current fiscal year. The District may receive discounted invoices for the CEN service provided by the State of Connecticut. The funding decision is expected soon.

LINE 25 on Page 3: 5560-TUITION EXPENSE:
Tuition is currently forecasted to have a $98,946 FAV previously $250,643 FAV variance. The forecast is based on current students and their placements.

Tuition for the vo-ag schools has a projected variance of ***$68,318 previously $83,118 FAV.***

	FY16-17 ACTUAL	FY17-18 ACTUAL	FY18-19 ACTUAL	FY19-20 ACTUAL	FY20-21 BUDGET	FY20-21 FORECAST
Sound	3	4	6	6	8	***7(6)***
Trumbull	3	6	4	4	5	***4***
Nonnewaug	3	4	6	5	7	***4***
Common Ground Charter HS	1	0	0	0	1	***0***
ACES Wintergreen Magnet	0	0	0	0	0	***0***
King Robinson Magnet	1	0	0	0	0	***0***
Engineering Science Magnet	0	1	0	0	0	***0***
Highville Charter School	0	1	0	0	0	***0***
Totals	**11**	**16**	**16**	**15**	**21**	***15***

ECA is projected variance ***to be $16,200 FAV previously $6,235 FAV, below budget, with three less students enrolled than budgeted***.

	FY16-17 ACTUAL	FY17-18 ACTUAL	FY18-19 ACTUAL	FY19-20 ACTUAL	FY20-21 BUDGET	FY20-21 FORECAST
ECA	**15**	**19**	**24**	**21**	**21**	***18***

Public (ACES) and private out-of-district placements are currently less than anticipated, $14,428 FAV previously $162,125 FAV but typically there are many changes during the year.

	FY16-17 ACTUAL	FY17-18 ACTUAL	FY18-19 ACTUAL	FY19-20 ACTUAL	FY20-21 BUDGET	FY20-21 FORECAST
Public SPED	8	8	11	8	9	***7***
Private SPED	27	20	22	18	29	***30(29)***
Totals	35	28	33	26	38	***37(36)***

LINE 30 on Page 4: 5830 & 5910-DEBT SERVICE :
Debt service is $54,962 overbudget of the estimate for the new bond. There was premium paid by purchaser to offset this increase so the budget will remain neutral and this variance is paid from bond proceeds.

LINE 31 on Page 4: 5410-UTILITIES, EXCLUDING HEAT:
The 2020-2021 budget for electricity assumes the use of 3,189,868 kilowatt hours at an average price of $0.19661per kilowatt hour, or a cost of $627,736. ***The usage is projected to on budget, nuetral.***

ELECTRICITY (KILOWATT HOURS)

MONTH	2020-2021 FORECAST	2020-2021 BUDGET	VARIANCE	2019-2020 ACTUAL	2018-2019 ACTUAL
JUL	***254,693***	261,716	***(7,023)***	306,744	104,580
AUG	292,794	292,794	-	298,187	152,275
SEP	308,389	308,389	-	255,198	314,178
OCT	282,314	282,314	-	294,827	271,919
NOV	260,774	260,774	-	243,754	249,759
DEC	260,198	260,198	-	250,944	247,237
JAN	268,460	268,460	-	266,227	274,992
FEB	269,090	269,090	-	251,802	263,959
MAR	256,461	256,461	-	217,683	248,762
APR	260,337	260,337	-	232,983	262,037
MAY	246,095	246,095	-	145,568	276,658
JUN	223,240	223,240	-	239,032	91,898
Totals	**3,182,845**	**3,189,868**	***(7,023)***	**3,002,949**	**2,758,254**

Note: 2019-2020 Actual Kilowatt Hours shown in bold italics.

The budget assumes there will not be a Load Shed credit. Building had limited use in FY20 from March 13-June 30. We are pursuing a new contract and may have savings in future months.

The budget for propane is $3,330. ***The forecast is neutral at this time.***

The budget for water is $47,800. ***The forecast is neutral at this time.***

Sewer costs are budgeted at $31,000, costs are projected to be $24,353. ***The forecast is $6,647 FAV at this time.***

DEGREE DAYS
There are 0 degree days to date compared to 0 last year at this time**.**

LINE 45a on Page 4: 5850-FACILITIES CONTINGENCY:
The budget includes a $100,000 contingency for unplanned, necessary facility expenditures. The forecast assumes these funds will be entirely used.

LINE 47 on Page 4: 5850-CONTINGENCY:
The budget includes a $150,000 contingency for unplanned, necessary expenditures. The forecast assumes these funds will be entirely used.

LINES 49 & 50 on page 4: 5580 & 5581 STAFF TRAVEL AND TRAVEL - CONFERENCES :
A 10% reduction is estimated antipating less travel between schools and to conferences. ***The forecast is projected to on $7,151 FAV.***

COVID-19 EXPENDITURES: Currently expenditures related to preparing for reopening in the COVID-19 environment are estimated at $782,561. The two largest purchases are in the area of PPE of approximately $51,318, $29,419 on cleaning supplies, $164,108 for social distancing measures, and $240,540 for classroom scanners. There is a potential of spending $278,160 for additional personnel to provide coverage for absences, remote teaching, and additional supervision for appropriate COVID-19 protocols. Expenses are across all object codes and will be funded with the funds held as a 15% encumbrance, in the amount of $968,619 in regular accounts. A budget transfer will be requested after grant funds are approved and exhausted. Currently the District was approved for $55,040 in ESSER funds. These grant funds were utilized for summer programs and curriculum writing not included in the COVID-19 estimates. A second grant, Coronavirus Relief Funds (CRF) has a preliminary award to the District for $234,390. The application will be completed as soon as it is available. There are still more purchases to restock supplies anticipated.

APPENDIX A

COST SAVINGS AND EFFICIENCIES FOR FISCAL YEAR 2019-2020

TOTAL ANNUAL SAVINGS TO-DATE OF: $43,497

$11,319 Cable Advisory Grant: One of the high school teachers, Jeremy Iverson, applied for and received a grant from Cable Advisory Grant. The grant is to be used to purchase production equipment for the film courses and production room. This reduces the amounts that would be funded through the general fund.

$ 2,600 Adult Education Shared Agreement: The Director of Finance & Administration negotiated a lower rate for the mandated high school equivalency and English as a Second Language programs sponsored by Hamden Public Schools.

$23,250 E-Rate Credits: The District's application for E-Rate credits is approved. The amount reflects discounted invoices for the CEN – state provided internet connection.

$1,428 Invoice Review – Tracy Daigle, Facilities Coordinator, relentlessly pursued our service contract pricing for elevator service with Kone. Due to her diligence and knowledge of US Communities contract rates, she saved the District $1,428 on recent service calls as they were billed at the incorrect rate.

$3,500 Re-purposed Materials: There was a request for adding a second actor preparation area in the green room of the auditorium at Amity Regional High School. In-house personnel re-purposed counters, electrical strips, and brackets from other areas of the District and installed all items. The savings estimated by re-purposing over buying new is $3,500.

$1,400 Trash: Jim Saisa contacted our trash company and asked to reduce the number of trash pickups per week. We had to increase the number of recycling pickups at Orange due to the amount of lunches being made there. The net savings will be approximately $1,400 to the District.

There is a detailed history of the District's efforts to save dollars and operate efficiently. This information is posted on the District's website:

- Energy Savings Initiatives for the past decade
  http://www.amityregion5.org/boe/sub-committees/finance-committe

- District recognized CQIA Innovation Prize for Fostering a District Culture of Maximizing Cost Savings and Efficiencies
  http://www.amityregion5.org/boe/sub-committees/finance-committee2

- Fiscal Year 2018-2019 - $52,451 https://www.amityregion5.org/boe/sub-committees/finance-committee

- Fiscal Year 2017-2018 – $746,688 https://www.amityregion5.org/boe/sub-committees/finance-committee

- Fiscal Year 2016-2017 – $595,302 http://www.amityregion5.org/boe/sub-committees/finance-committee

- Fiscal Year 2015-2016 – $125,911 http://www.amityregion5.org/boe/sub-committees/finance-committee
- Fiscal Year 2014-2015 – $139,721 http://www.amityregion5.org/boe/sub-committees/finance-committee

APPENDIX B

MONTHLY FORECASTS: PURPOSE, METHODOLOGY, HISTORICAL

PURPOSE & METHODOLOGY:

A forecast is a prediction or estimate of future events and trends. **It is only as good as the data available and the assumptions used.** We use current information and past history.

There are many factors, which can significantly impact expenditures, both positively and negatively (e.g., staff turnover, vacancies and leaves-of absence; medical and dental insurance claims when self-insured; special education expenditures; major facility repairs; snow removal).

To illustrate, a special education student could move into the District in mid-year and the cost impact could be over $100,000 and/or we could have a 'bad claims year' and wipe out the Self Insurance Reserve Fund and need other funds to cover claims of current employees and retirees. If we do not have available funds to cover these and other potential shortfalls, the necessity to seek additional funding from the public would be our only option (as only the towns have a fund balance from prior years available to use in the case of an emergency).

Revenues can be most impacted by decisions made at the State level for Special Education and Transportation grants. We have seen the reimbursement rate change in mid-year.

Prudent financial management is necessary. We need to be sure the total expenditures budget is never overspent (and may need to be underspent if revenues are below budget because total expenditures cannot exceed total revenues). It is imperative we 'hold back' on spending any of the Contingency Account until it is absolutely necessary or we are close to yearend. The Superintendent of Schools and Director of Finance and Administration review and approve or deny all purchase orders. We are careful to make sure funds are only spent when necessary and not just because 'it is in the budget'. We are constantly faced with the 'what-ifs' of over expenditures in certain accounts. We need to be sure there are sufficient funds available. As a result, the fund balance has been larger towards the end of the fiscal year.

Furthermore, the monthly forecasts are based on the information available. We have had large, unexpected or highly unpredictable events at the end of the fiscal year (mostly of a positive nature), which have significantly change the forecast from May to June.

HISTORICAL:

The chart below depicts the yearend balance projected in May and June of each of the past three fiscal years.

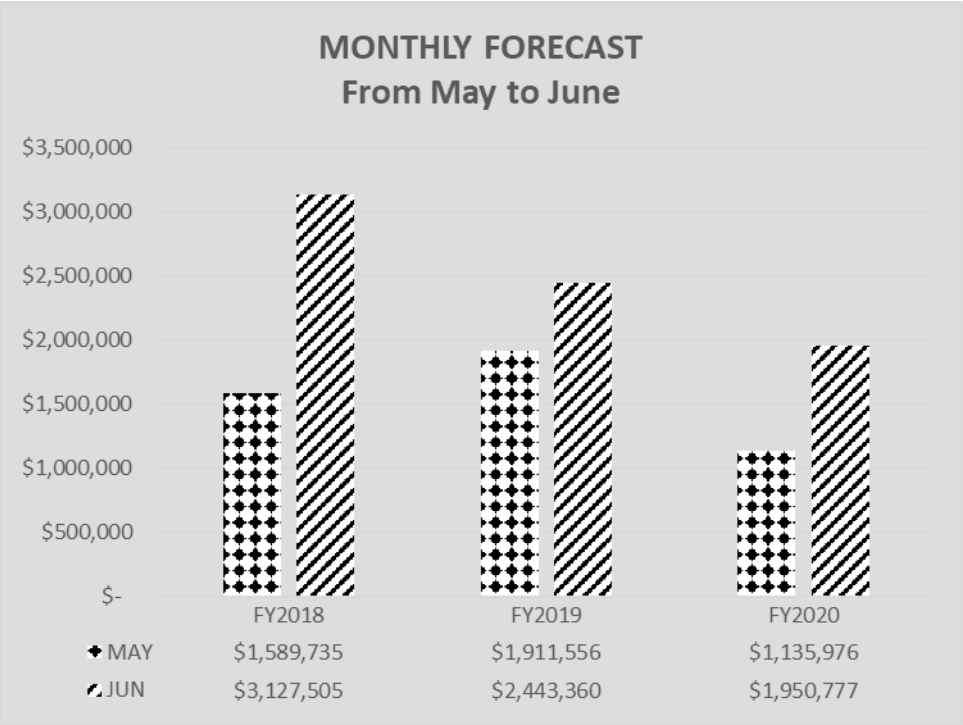

The major contributors of the significant change from the May to June forecasts are detailed below.

FY2018:

The audited fund balance was $3,127,505. The monthly forecast for May 2018 projected a fund balance of $1,589,735, or **$1,537,770 higher than the prior month's forecast**. The major reasons for the significant increase in the yearend fund balance from one month to the next month were, as follows:

- **$96,914**: Certified and classified salaries were lower than forecasted. It is not until the end of the fiscal year when we know the actual expenditures for coverages, substitutes, leaves of absences, overtime, and pay docks. We use conservative estimates in the forecasts based on past history.

- **$21,583:** Special education transportation and tuition expenditures were lower than forecasted. The May forecast included the possible changes to outplacements and hospitalizations that did not occur.

- **$741,387**: Medical & dental claims were lower than expected. Since we are self-insured, actual claims are not known until the end of the fiscal year. Based on actual claims, we returned these funds to the member towns.

- **$129,529:** Lower legal expenses, speech therapy and occupational therapy professional services than anticipated.

- **$25,989:** As part of the yearend processing, unspent encumbrances are eliminated.

- **$10,299:** Final grant payments for Special Education and Transportation are not known until the end of the fiscal year.

FY2019:

The audited fund balance is $2,033,027. The monthly forecast for May 2019 projected a fund balance of $1,502,297 which included $409,259 designated for security projects. The change is **$531,804 higher than the prior month's forecast**. The major reasons for the significant increase in the yearend fund balance from one month to the next month were, as follows:

- **$57,653**: Certified and classified salaries were lower than forecasted. It is not until the end of the fiscal year when we know the actual expenditures for coverages, substitutes, leaves of absences, overtime, and pay docks. Many unpaid leaves occur at the end of the school year. We use conservative estimates in the forecasts based on past history.

- **$137,507:** Medical & dental claims were lower than expected. Since we are self-insured, actual claims are not known until the end of the fiscal year.

- **$150,147** Purchased services were lower than forecasted. There were fewer interns than budgeted. Less than anticipated need for psychiatric consults and other consultants at PPTs. Less need for printed materials, postage, changes in special education transportation and athletic rentals were less than anticipated.

- **$82,370:** Fuel costs for busses were less than anticipated. Repairs and maintenance costs for accounts other than facilities were down. Instructional supplies were less than anticipated.

FY2020:

The unaudited fund balance is $1,950,777 after $515,077 in EOY purchases and assuming 1% or $492,485 appropriated to Capital and Nonrecurring Account . The monthly forecast for May 2020 projected a fund balance of $1,135,976. The change is **$815,982 higher than the prior month's forecast**. The major reasons for the significant increase in the yearend fund balance was the unsettled environment of the COVID-19 global pandemic. As of the May 2020 meeting, the Govenor had not announced if schools would reopen prior to the end of the school year. School was eventually cancelled for the remainder of the year and almost all accounts were impacted. The changes from one month to the next month were, as follows:

- **$121,462**: Certified and classified salaries were lower due to the school closures. Spring coaches salaries were reduced, substitutes and coverages were not needed, staff development hours, homebound instruction, chaperone duties, and overtime were all near zero.

- **$296,642:** Medical & dental claims were lower due to the COVID-19 global pandemic. Routine office visits and medical tests were postponed all spring across the region. Since we are self-insured, actual claims are not known until the end of the fiscal year. Unemployment claims, though high were lower than May's estimate. The District has not experienced claims of this magnitude and estimating the actual costs were difficult. Many claims were in dispute. The change was $26,000 FAV.

- **$155,607** Purchased services were lower due to the COVID-19 global pandemic. There were no athletic contests, which reduced the annual number of game day staff and officials paid. Less need for printed materials, postage, end of year celebrations, gradutation and stepping up costs, and athletic rentals were less due to the social distancing requirements.

- **$76,091:** Transportation and fuel costs for busses were lower due to the COVID-19 global pandemic. Contracts were renegotiated in May but with school cancellation final for the year, additional savings resulted. There were no late runs, athletic trips, or field trips at the end of the year.

- **$70,483:** Instructional supplies were lower due to the COVID-19 global pandemic. Consumable materials could not be utilized in the remote learning environment so there was a significant decrease in food for culinary, lumber and other raw materials for technology education and science lab materials.

- **$54,739:** Communication costs **w**ere lower due to the COVID-19 global pandemic. Less postage, copy paper, and catering needs due to the remote learning environment.

- **$35,521:** Rentals for fields, tables, chairs, tents, etc. were lower due to the COVID-19 global pandemic. End of year athletic contests were cancelled and ceremonies were done in a socially distance manner which eliminated the need for many items used for large crowd gatherings.
- **$14,945:** Electricity usage was lower due to the COVID-19 global pandemic. Buildings had a few occupants during the March through June timeframe.

APPENDIX C

RECAP OF 2017-2018

Return Unspent Fund Balance:
The cancellation of 2016-2017 encumbrances of $86,227 will be returned to the Member Towns. We encumber funds for goods and services received by June 30th but not yet billed. In some cases, the estimated amount encumbered varies from the actual invoice (e.g., utility bill; water bill, pending special education settlements) and we do not need to spend the entire encumbrance. Once the audit is final for 2017-2018, the funds will be returned.

Bethany	***$17,581***
Orange	***$42,027***
Woodbridge	***$26,619***
Total	***$86,227***

The audited fund balance for 2017-2018 is $3,127,505. These source of the available funds are described below.

FINANCIAL MANAGEMENT: **$ 78,987**
Our efforts to foster a District culture of finding cost savings and efficiencies has been successful producing savings of $38,753. Grant money was applied for and awarded to offset the cost of the CEN for savings of $27,440. This District applied for a grant for displaced students to due hurricanes but received the grant award notice and funds after the fiscal year ended. Restraints of the grant did not allow us to spend it after the fiscal year so it became part of the fund balance.

SPECIAL EDUCATION (NET) **$ 996,157**
These accounts are extremely difficult to forecast. As examples, special need students can be hospitalized; move into the district or leave the district at any time; withdraw from Amity and enroll in Adult Education. Several students who were budgeted to be outplaced were not for a number of reasons. Some transportation needs were coordinated with the elementary districts to reduce the number of singletons on busses for outplacements. Any one of these events can have a significant impact, positive or negative, on the District's special education expenditures. The Director of Pupil Services has been successful in establishing suitable programs for students within the District and a number of students have returned from outplacement.

OTHER: **$ 2,052,361**

$342,994 SALARIES (OTHER): "Turnover savings" from replacing teachers and other staff who retired or resigned is over budget and savings from unpaid leaves-of-absence. Athletic salaries were down from unfilled coaching positions at the middle school including cheerleading and several assistant coaching positions. Teacher coverages,

summer work costs, substitute costs, degree changes and homebound services were less than anticipated.

$1,395,839 MEDICAL (OTHER): The net balance of the medical account was under budget. Claims and fees were much lower than budgeted, only costing 72% of expected claims. The savings was offset by other components of the account including employer contributions to HSA accounts, retiree payments, and employee co-share contributions.

$29,913 FACILITIES (OTHER): The Director of Facilities manages projects and supplies in a very conservative manner. Many projects were completed in-house including tuck-point repair of the field house, concrete sidewalk pataches and step repair, and electrical repairs.

$29,177 STAFF TRAVEL, CONFERENCES AND DUES & FEES: Schedule conflicts precluding some staff from attending conferences, other staff were presenters at conferences and registration fees were waived, and a few less requests from students for contest entries. The appropriate funding level for these accounts will be reviewed in the upcoming budget cycle.

The primary sources of the fund balance are shown graphically below:

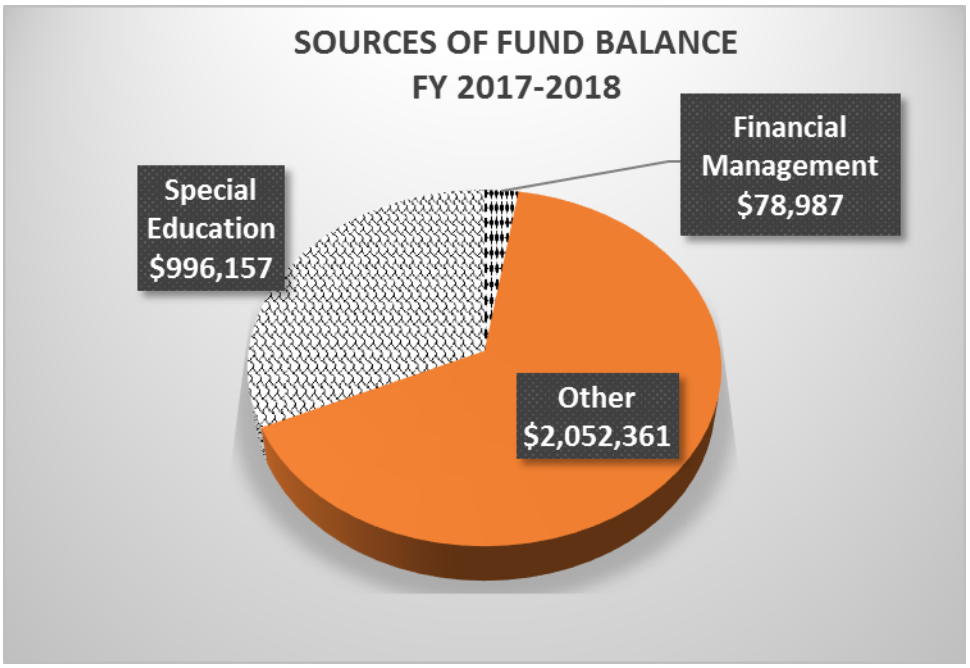

The use of the fund balance as voted on in the September 2108 AFC and BOE meetings is as follows:

1. **$3,127,505 -** Return of unspent fund balance per audit.

The uses of the fund balance are shown graphically below:

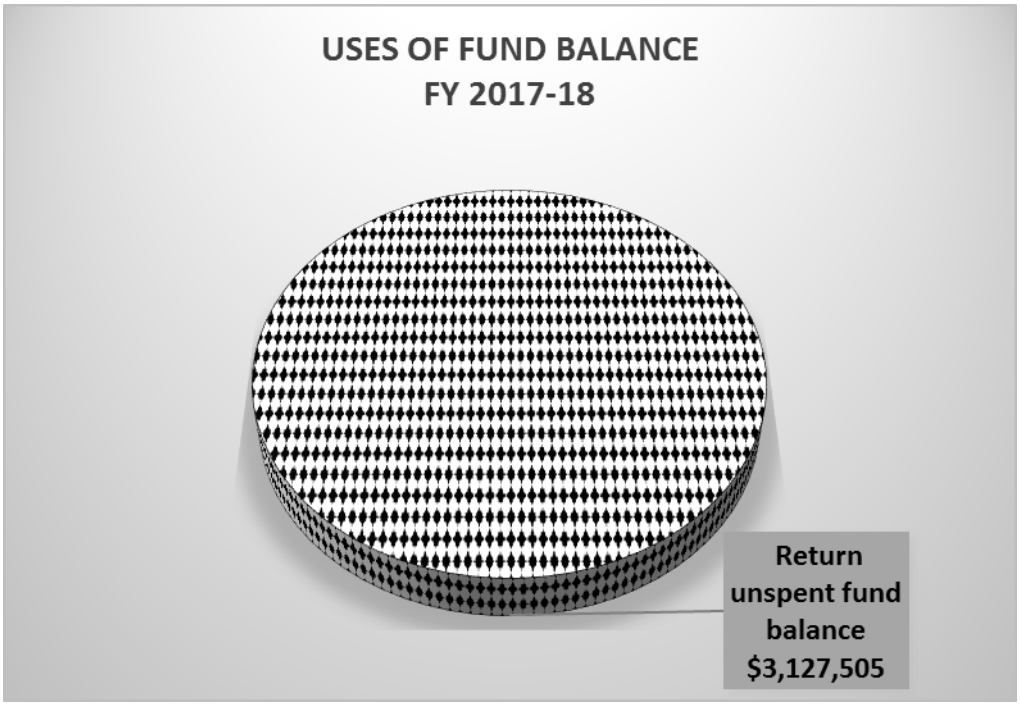

<u>Return Unspent Fund Balance:</u>
The audited unspent fund balance will be returned to the Member Towns, as follows:

Town of Bethany	***$ 615,493***
Town of Orange	***$1,556,778***
Town of Woodbridge	***$ 955,234***
Total	***$3,127,505***

APPENDIX D

RECAP OF 2018-2019

Return Unspent Fund Balance:
The cancellation of 2017-2018 encumbrances of $166,245 will be returned to the Member Towns. We encumber funds for goods and services received by June 30th but not yet billed. In some cases, the estimated amount encumbered varies from the actual invoice (e.g., utility bill; water bill, pending special education settlements) and we do not need to spend the entire encumbrance. Once the audit is final for 2018-2019, the funds will be returned.

Bethany	***$32,717***
Orange	***$82,752***
Woodbridge	***$50,776***
Total	***$166,245***

The *audited* fund balance for 2018-2019 is $2,034,101 plus $409,259 designated at year-end for security projects. These source of the available funds are described below.

FINANCIAL MANAGEMENT: **$ 204,608**

Our efforts to foster a District culture of finding cost savings and efficiencies has been successful producing savings of $52,451. Grant money was applied for and awarded to offset the cost of the CEN for savings of $27,440. $5,000 less postage used due to digital communications. The District refinanced bonds and saved $27,738 in interest payments. The District chose leasing 1:1 mobile devices as a more cost effective and technological practice, $108, 493. The device can be kept current for curriculum needs and the District is not responsible for disposals. Computers from the current computer labs at the middle schools provided a source of replacement computers and repair parts avoiding new purchases.

SPECIAL EDUCATION (NET) **$ 539,798**

These accounts are extremely difficult to forecast. As examples, special need students can be hospitalized; move into the district or leave the district at any time; withdraw from Amity and enroll in Adult Education. Several students who were budgeted to be outplaced were not for a number of reasons. Some transportation needs were coordinated with the elementary districts to reduce the number of singletons on busses for outplacements. Any one of these events can have a significant impact, positive or negative, on the District's special education expenditures. The Director of Pupil Services has been successful in establishing suitable programs for students within the District and a number of students have returned from outplacement.

OTHER: **$ 1,289,695**

$346,235 SALARIES (OTHER): "Turnover savings" from replacing teachers and other staff who retired or resigned is over budget and savings from unpaid leaves-of-absence. Athletic salaries were down from unfilled coaching positions at the middle school

including cheerleading and several assistant coaching positions. Teacher coverages, summer work costs, substitute costs, degree changes and homebound services were less than anticipated.

$387,507 MEDICAL (OTHER): The net balance of the medical account was under budget. Claims and fees were slightly lower than budgeted, $328,426, costing 92.2% of expected claims. There were some other savings with other components of the account including employer contributions to HSA accounts, retiree payments, and employee co-share contributions.

$378,012 REVENUE: The Special Education Grant was higher than budgeted by $224,297 based on actual special education costs and a higher reimbursement rate. The interest earned on the District's accounts was $100,966 more than budgeted as interest rates were higher than budgeted. These accounts were adjusted during for the current budget cycle, 2019-2020.

$**79,974 SUPPLIES:** Instructional supplies and transportation fuel were underbudget. The transportation fuel bid price was lower than budgeted and less fuel was used with some routes being reassigned. Mid-year staff changes may have impacted the spending in some instructional supply accounts. These areas were reviewed during the 2019-2020 budget and will be reviewed again during the upcoming budget process.

$39,009 RENTALS: Athletic rentals were down $19,552 due to lower ice rentals contract negotiated with new venue and the Town of Orange pool was being upgraded and was not available for part of the year. Another facility was used at lower cost . Special education rental of lease space was lower than anticipated and partially covered by a grant, $17,400.

$39,934 STAFF TRAVEL, CONFERENCES AND DUES & FEES: Schedule conflicts precluding some staff from attending conferences, grants funded some conferences, new staff attended fewer conferences and a few less requests from students for contest entries. The appropriate funding level for these accounts will be reviewed in the upcoming budget cycle.

The primary sources of the fund balance are shown graphically below:

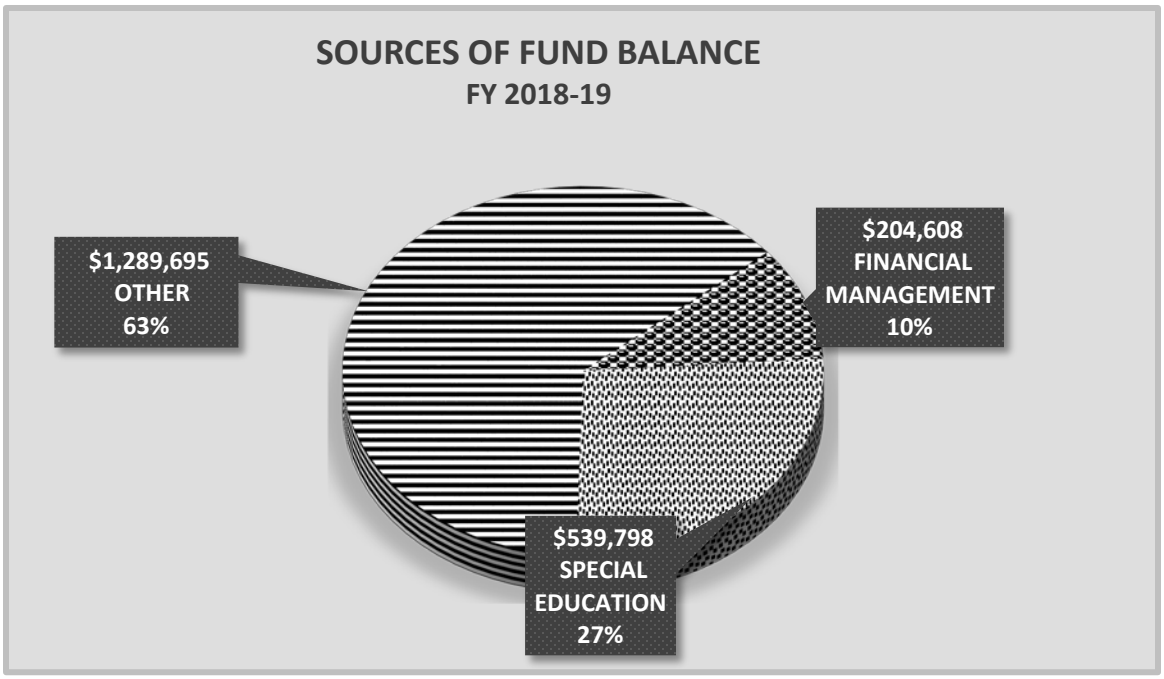

The use of the fund balance is proposed to return to the the member towns:

1. **$409,259** was designated in June 2019 for security projects
2. **$2,034,101 -** Return of unspent fund balance upon audit completion.

The uses of the fund balance are shown graphically below:

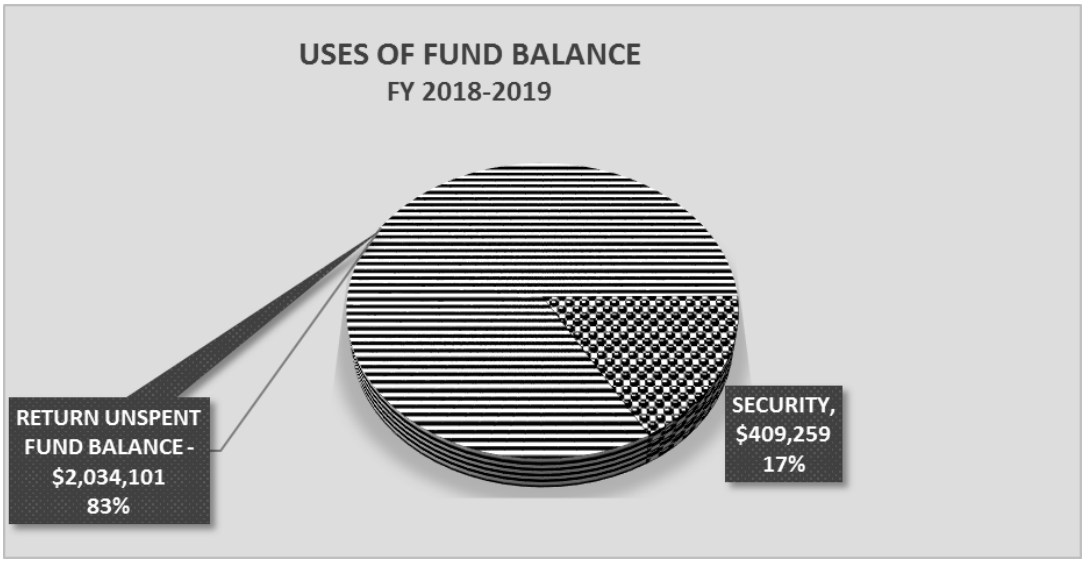

Return Unspent Fund Balance:
The audited unspent fund balance will be returned to the Member Towns, as follows:

Town of Bethany	***$ 392,378***
Town of Orange	***$1,020,712***
Town of Woodbridge	***$ 621,011***
Total	***$2,034,101***

APPENDIX E

RECAP OF 2019-2020

Return Unspent Fund Balance:
The cancellation of 2018-2019 encumbrances of $35,457 will be returned to the Member Towns. We encumber funds for goods and services received by June 30th but not yet billed. In some cases, the estimated amount encumbered varies from the actual invoice (e.g., utility bill; water bill) and we do not need to spend the entire encumbrance. Once the audit is final for 2019-2020, the funds will be returned.

Bethany	***$ 6,839***
Orange	***$ 17,792***
Woodbridge	***$ 10,825***
Total	***$ 35,457***

The ***preliminary unaudited*** fund balance for 2019-2020 is $1,953,498, assuming the 1% or $495,482 is transferred to the Capital Nonrecurring Account. The fund balance is net of $515,077 of end-of-year expenditures that are posted in FY20. The source of the available funds are described below.

SUMMARY:
The monthly financial report for February 2020 as reported at the March AFC & BOE meetings forecasted a fund balance of $799,396. Days later, on March 12, 2020, the District cancelled in-person instruction and learning. Most employees continued to work with the exception of substitute teachers. The hours of operation were still severely impacted as all after-school, weekend and evening activities were cancelled. This came at a time when schools would typically operate on extended schedules to accommodate sporting activites, overnight field trips, school plays, award ceremonies, stepping up and graduation ceremonies. Busses did not operate for 58 days in the District. Buildings remained open but with minimal staff as the majority of staff worked remotely, reducing utilities consumption. Contracts for professional services were re-negotiated or cancelled as were rentals of other fields, tables, and tents. Overtime and staff travel was non-existant and only a few conferences were held (via remote features).

FINANCIAL MANAGEMENT: **$ 107,610**
The turnover factor exceed the budget by $70,559. Administrators carefully consider salary placement for new hires. Some part-time vacancies were not filled during the shut-down. Liability, workers' compensation, and student accident insurance coverages were negotiated at a lower rate than anticipated, $37,051.

SPECIAL EDUCATION: **$ 580,502**
These accounts are extremely difficult to forecast. As examples, special need students can be hospitalized; move into the district or leave the district at any time; withdraw from Amity and enroll in Adult Education. Several students who were budgeted to be outplaced were not for a number of reasons. Some transportation needs were coordinated with the elementary districts to reduce the number of singletons on busses for outplacements. Any one of these events can have a significant impact, positive or negative, on the District's

special education expenditures. The State reimbursement rate fluctuates throughout the year. Expenses were down $580,502 prior to the shutdown.

SALARIES, MEDICAL, PURCHASED SERVICES (OTHER): $2,273,224

$627,603 SALARIES (OTHER): Teacher coverages, substitute costs, coaching stipends, overtime, homebound services, and chaperone stipends were some of the budgeted items affected by the remote instruction environment. Payroll taxes were down as result of the lower payroll costs. All after-school, evening and weekend activities were cancelled for typically the busiest time of the school year.

$926,221 MEDICAL (OTHER): The net balance of the medical account was under budget. Claims and fees were lower than budgeted as hospitals and doctors suspended routine visits, diagnostic tests, and non-emergency procedures amid the pandemic. The insurance claims were running at 95.7% of budget through February 2020 and fell to 81.3% by the end of the year. Dental claims were near zero during the final quarter of the fiscal year.

$228,156 TRANSPORTATION SERVICES: (OTHER): School busses did not transport students for daily runs, late runs, athletic events or extra-curricular activites from mid-March through the end of the school year. The daily contract was re-negotiated with transportation contractors while other services were cancelled entirely. Fuel cost were reduced as a result of the shutdown.

$**82,664 PURCHASED SERVICES (OTHER):** Purchased services costs were lower due to several factors. Cancellation of spring sports resulted in fewer athletic contests and fewer officials, monitors, and scorekeepers, $32,000 FAV; $26,000 FAV was saved for contracted services changes with a less expensive provider and training of in-house staff, $14,000 FAV was not spent on end of year programs and events; $8,955 FAV was left from the NEASC budget.

$93,339 UTILITIES (OTHER): A mild winter combined with fuel cell operating properly to supply heat generated savings of $17,731 FAV. Electricity usage was down due to the reduced occupancy in buildings, $70,089 FAV.

$57,290 STAFF TRAVEL AND CONFERENCES: Staff travel was halted in mid-March with many in-person conferences cancelled. Mileage payments for staff traveling between buildings and travel and accomodations for out of District travel were not needed during the final quarter of the school year.

$**70,483 INSTRUCTIONAL SUPPLIES (OTHER):** Purchases and consumption of instructional materials was reduced during the remote instruction period. It was not feasible to use many art supplies, phototgraphy film, live specimens, lumber, and culinary supplies in a remote environment.

$**38,170 COMMUNICATIONS: TEL, POST, ETC. (OTHER):** Less copy paper, postage, toner and other Xerox supplies were needed during the remote instruction period. The District also received a grant for internet services.

The primary sources of the fund balance are shown graphically below:

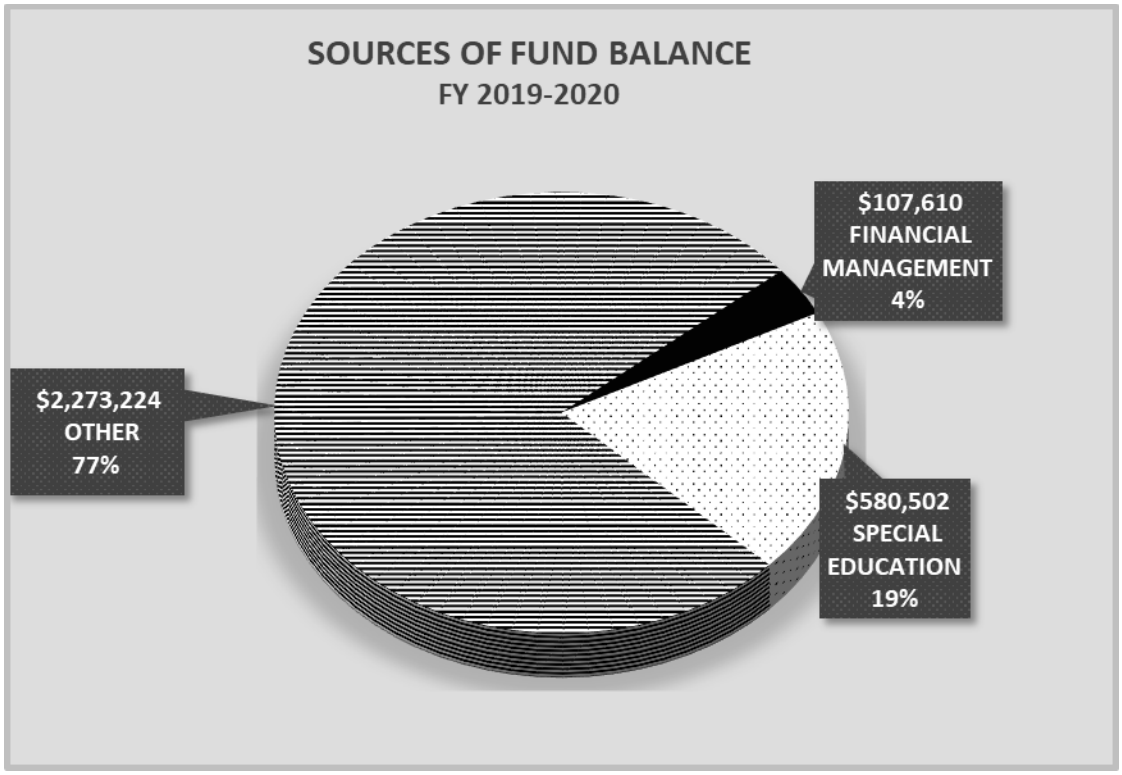

The Board of Education approved* uses of the fund balance are, as follows:

1. **$1,950,777 -** Return of unspent fund balance per audit.
2. **$ 495,482 –** Request for Capital Reserve (*pending)
3. **$ 515,077 -** End of Year Purchases

$1,950,777 RETURN OF UNSPENT FUND BALANCE *pending audit*: the annual audit is usually presented to the Amity Finance Committee and Board of Education for acceptance in December or January. Funds are returned to member towns after completion and acceptance of the audit.

$495,482 (1%) CAPITAL AND NONRECURRING ACCOUNT: The Amity Finance Committee and Board of Education approved moving forward in the process to transfer 1% of the FY20 budget surplus into the Capital and Nonrecurring account. This process is not finalized yet.

$515,077 END OF YEAR PURCHASES (EOY):

$229,311 SELF-INSURANCE FUNDING. (EOY): The suspension of routine exams, diagnostic tests, dental appointments, and non-emergency surgeries reduced the medical claims for the final quarter of FY20. It is anticipated that once the State reopens the missed procedures will be scheduled, as well as those of age and need for the current year, and in a worse case scenario claims could rise due to COVID-19 treatments as the District reopens. This amount represents raising the self-insurance reserve from a 25% threshold of claims to 30% on a temporary basis of one year. If funds are not needed, the reserve

will be reduced to 25% and the funds will be utilized to offset the budget request for fiscal year 2021-22.

$185,766 COVID-19 (EOY): Purchases of personal protective equipment such as masks, gowns, gloves, and face shields were made to prepare for reopening, recognizing none of these items were anticipated in developing the FY21 budget. Thermal security cameras were purchased to register temperatures and perform a mask check of staff and students arriving at main entrances of all three schools. Laptops for high school teachers were purchased to prepare for remote instruction upon reopening.

$100,000 CAFETERIA (EOY): The District's fund to support school lunch program has been running a deficit for three straight years. The ongoing repair and maintenance of aging equipment contributed to the deficit and the State's change in eligibility status determination increased free and reduced lunch status. Next year appears to be even more challenging in the COVID-19 environment as we will have to change how service is provided, food is served, and food packaging. These necessary changes will increase costs with no anticipated increase in revenue.

The uses of the fund balance are shown graphically below:

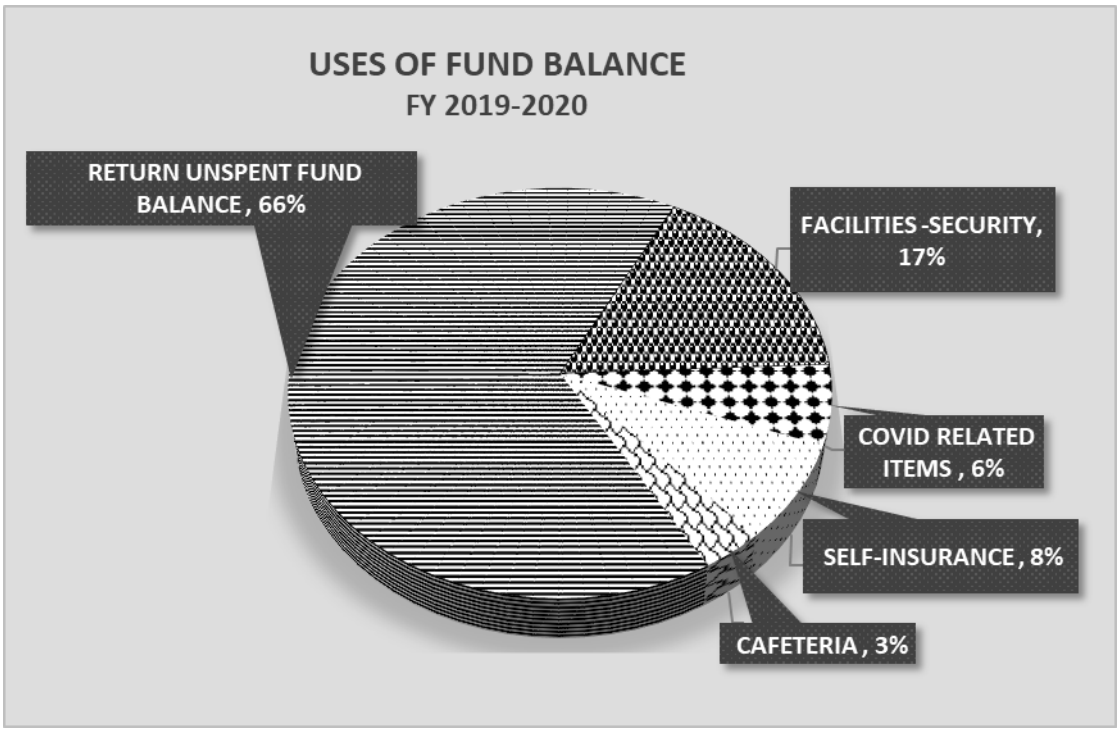

<u>Return Unspent Fund Balance:</u>
The ***preliminary unaudited*** unspent fund balance will be returned to the Member Towns, as follows:

Bethany	$ 358,085
Orange	$ 992,321
Woodbridge	$ 600,371
Total	**$1,950,777**

FOR 2021 99

	ORIGINAL ESTIM REV	ESTIM REV ADJSTMTS	REVISED EST REV	ACTUAL YTD REVENUE	REMAINING REVENUE	PCT COLL
1 General Fund						
1 4411 TOWN OF BETHANY ALLOCATI	-9,000,731	0	-9,000,731	-1,942,735.00	-7,057,996.00	21.6%
1 4412 TOWN OF ORANGE ALLOCATIO	-25,003,802	0	-25,003,802	-5,396,866.00	-19,606,936.00	21.6%
1 4413 TOWN OF WOODBRIDGE ALLOC	-15,756,256	0	-15,756,256	-3,400,859.00	-12,355,397.00	21.6%
1 4420 TUITION REVENUE	-129,675	0	-129,675	.00	-129,675.00	.0%
1 4430 SPECIAL EDUCATION GRANTS	-731,653	0	-731,653	.00	-731,653.00	.0%
1 4460 INVESTMENT INCOME	-35,000	0	-35,000	-624.66	-34,375.34	1.8%
1 4463 Adult Education	-3,042	0	-3,042	.00	-3,042.00	.0%
1 4465 Athletics	-22,000	0	-22,000	.00	-22,000.00	.0%
1 4470 MISCELLANEOUS INCOME	-25,000	0	-25,000	-1,539.05	-23,460.95	6.2%
1 4471 Building Rental Income	-14,000	0	-14,000	-25.00	-13,975.00	.2%
1 4475 PARKING INCOME	-32,000	0	-32,000	.00	-32,000.00	.0%
1 4480 TRANSPORTATION INCOME	-26,600	0	-26,600	.00	-26,600.00	.0%
1 4485 INTERGOVERNMENTAL	-4,750	0	-4,750	.00	-4,750.00	.0%
TOTAL General Fund	-50,784,509	0	-50,784,509	-10,742,648.71	-40,041,860.29	21.2%
TOTAL REVENUES	-50,784,509	0	-50,784,509	-10,742,648.71	-40,041,860.29	
GRAND TOTAL	-50,784,509	0	-50,784,509	-10,742,648.71	-40,041,860.29	21.2%

** END OF REPORT - Generated by Debora Kistner **

FOR 2021 99

ACCOUNTS FOR: 1 General Fund	ORIGINAL APPROP	TRANFRS/ ADJSTMTS	REVISED BUDGET	YTD EXPENDED	ENCUMBRANCES	AVAILABLE BUDGET	PCT USED
5111 CERTIFIED SALARIES	22,123,005	0	22,123,005	1,181,188.93	17,695,547.47	3,246,268.60	85.3%
5112 CLASSIFIED SALARIES	5,045,747	0	5,045,747	427,242.66	1,417,021.88	3,201,482.46	36.6%
5200 MEDICARE-ER	393,384	0	393,384	23,623.98	.00	369,760.02	6.0%
5210 FICA-ER	315,690	0	315,690	26,490.14	.00	289,199.86	8.4%
5220 WORKERS' COMPENSATION	237,774	0	237,774	44,436.00	170,792.00	22,546.00	90.5%
5255 MEDICAL & DENTAL INSURANCE	4,229,925	0	4,229,925	60,603.76	.00	4,169,321.24	1.4%
5260 LIFE INSURANCE	47,280	0	47,280	4,610.33	40,184.69	2,484.98	94.7%
5275 DISABILITY INSURANCE	10,529	0	10,529	1,336.05	9,382.98	-190.03	101.8%
5280 PENSION PLAN - CLASSIFIED	790,234	0	790,234	395,117.00	395,117.00	.00	100.0%
5281 DEFINED CONTRIBUTE RETIRE PLN	120,224	0	120,224	6,650.65	.00	113,573.35	5.5%
5290 UNEMPLOYMENT COMPENSATION	7,431	0	7,431	590.00	6,841.00	.00	100.0%
5291 CLOTHING ALLOWANCE	2,000	0	2,000	.00	.00	2,000.00	.0%
5322 INSTRUCTIONAL PROG IMPROVEMENT	22,200	0	22,200	.00	6,630.00	15,570.00	29.9%
5327 DATA PROCESSING	102,829	0	102,829	37,199.50	55,874.25	9,755.25	90.5%
5330 OTHER PROFESSIONAL & TECH SRVC	1,759,359	0	1,759,359	429,446.31	786,362.21	543,550.48	69.1%
5410 UTILITIES, EXCLUDING HEAT	709,866	0	709,866	78,101.26	630,673.86	1,090.88	99.8%
5420 REPAIRS,MAINTENANCE & CLEANING	761,354	0	761,354	92,929.32	462,565.56	205,859.12	73.0%
5440 RENTALS-LAND,BLDG,EQUIPMENT	113,634	536	114,170	2,197.84	75,350.57	36,621.59	67.9%
5510 PUPIL TRANSPORTATION	3,200,936	0	3,200,936	-1,030.50	477,942.80	2,724,023.70	14.9%
5512 VO-AG/VO-TECH REG ED	279,841	0	279,841	.00	.00	279,841.00	.0%
5513 IN DISTRICT PRIVATE REG ED	26,235	0	26,235	.00	.00	26,235.00	.0%
5514 IN DISTRICT PUBLIC REG ED-MED	10,000	0	10,000	.00	5,435.00	4,565.00	54.4%
5515 OUT DISTRICT - PUBLIC REG ED	27,885	0	27,885	.00	4,183.00	23,702.00	15.0%
5521 GENERAL LIABILITY INSURANCE	247,562	0	247,562	55,358.00	182,421.45	9,782.55	96.0%
5550 COMMUNICATIONS: TEL,POST,ETC.	114,356	0	114,356	2,329.64	52,037.56	59,988.80	47.5%
5560 TUITION EXPENSE	3,446,498	0	3,446,498	50,096.24	527,163.12	2,869,238.64	16.7%
5580 STAFF TRAVEL	24,850	0	24,850	297.97	3,728.00	20,824.03	16.2%
5581 TRAVEL - CONFERENCES	46,660	0	46,660	.00	6,896.00	39,764.00	14.8%
5590 OTHER PURCHASED SERVICES	99,307	0	99,307	1,435.21	17,777.00	80,094.79	19.3%
5611 INSTRUCTIONAL SUPPLIES	366,196	0	366,196	13,535.59	97,679.77	254,980.64	30.4%
5613 MAINTENANCE/CUSTODIAL SUPPLIES	229,557	-1,214	228,343	13,721.63	220,904.59	-6,283.22	102.8%
5620 OIL USED FOR HEATING	42,700	0	42,700	.00	42,700.00	.00	100.0%
5621 NATURAL GAS	67,173	0	67,173	2,073.74	65,099.26	.00	100.0%
5627 TRANSPORTATION SUPPLIES	124,202	0	124,202	.00	18,630.00	105,572.00	15.0%
5641 TEXTS AND DIGITAL RESOURCES	63,778	0	63,778	4,684.70	17,683.55	41,409.75	35.1%
5642 LIBRARY BOOKS & PERIODICALS	20,215	0	20,215	1,454.36	13,031.97	5,728.67	71.7%
5690 OTHER SUPPLIES	522,933	678	523,611	177,410.11	199,344.27	146,856.62	72.0%
5715 IMPROVEMENTS TO BUILDINGS	155,940	0	155,940	.00	39,831.00	116,109.00	25.5%
5730 EQUIPMENT - NEW	70,947	0	70,947	1,479.80	117,458.30	-47,991.10	167.6%
5731 EQUIPMENT - REPLACEMENT	63,106	0	63,106	.00	9,466.00	53,640.00	15.0%
5810 DUES & FEES	105,654	0	105,654	31,339.00	26,298.90	48,016.10	54.6%
5830 INTEREST	788,835	0	788,835	382,557.50	.00	406,277.50	48.5%
5850 CONTINGENCY	150,000	0	150,000	.00	.00	150,000.00	.0%
5860 OPEB Trust	31,678	0	31,678	.00	31,678.00	.00	100.0%
5910 REDEMPTION OF PRINCIPAL	3,665,000	0	3,665,000	3,445,000.00	.00	220,000.00	94.0%

FOR 2021 99

ACCOUNTS FOR: 1 General Fund	ORIGINAL APPROP	TRANFRS/ ADJSTMTS	REVISED BUDGET	YTD EXPENDED	ENCUMBRANCES	AVAILABLE BUDGET	PCT USED
TOTAL General Fund	50,784,509	0	50,784,509	6,993,506.72	23,929,733.01	19,861,269.27	60.9%

FOR 2021 99

	ORIGINAL APPROP	TRANFRS/ ADJSTMTS	REVISED BUDGET	YTD EXPENDED	ENCUMBRANCES	AVAILABLE BUDGET	PCT USED
GRAND TOTAL	50,784,509	0	50,784,509	6,993,506.72	23,929,733.01	19,861,269.27	60.9%

** END OF REPORT - Generated by Debora Kistner **

FOR 2021 99

ACCOUNTS FOR: 1 General Fund	ORIGINAL APPROP	TRANFRS/ ADJSTMTS	REVISED BUDGET	YTD EXPENDED	ENCUMBRANCES	AVAILABLE BUDGET	PCT USED
5111 CERTIFIED SALARIES							
01111001 5111 CERTIFIED SALARIE	65,991	0	65,991	2,538.12	63,453.00	-.12	100.0%
01111005 5111 CERTIFIED SALARIE	285,213	0	285,213	11,100.35	274,243.25	-130.60	100.0%
01111006 5111 CERTIFIED SALARIE	349,876	0	349,876	12,671.66	300,262.38	36,941.96	89.4%
01111007 5111 CERTIFIED SALARIE	92,203	0	92,203	3,546.27	88,656.75	-.02	100.0%
01111008 5111 CERTIFIED SALARIE	90,034	0	90,034	3,462.85	86,571.25	-.10	100.0%
01111009 5111 CERTIFIED SALARIE	325,442	0	325,442	12,490.84	298,152.08	14,799.08	95.5%
01111010 5111 CERTIFIED SALARIE	169,340	0	169,340	7,157.86	162,182.30	-.16	100.0%
01111011 5111 CERTIFIED SALARIE	184,406	0	184,406	7,737.32	176,668.80	-.12	100.0%
01111013 5111 CERTIFIED SALARIE	380,339	0	380,339	12,931.47	323,286.71	44,120.82	88.4%
01111014 5111 CERTIFIED SALARIE	336,847	0	336,847	14,180.33	322,666.61	.06	100.0%
01111016 5111 CERTIFIED SALARIE	262,277	0	262,277	10,257.89	256,447.19	-4,428.08	101.7%
01111027 5111 CERTIFIED SALARIE	25,435	0	25,435	.00	.00	25,435.00	.0%
01113201 5111 CERTIFIED SALARIE	37,336	0	37,336	.00	.00	37,336.00	.0%
01113202 5111 CERTIFIED SALARIE	39,054	0	39,054	.00	14,689.00	24,365.00	37.6%
01121200 5111 CERTIFIED SALARIE	239,268	0	239,268	10,369.04	226,899.02	1,999.94	99.2%
01122150 5111 CERTIFIED SALARIE	0	0	0	1,066.77	26,669.25	-27,736.02	100.0%
01132110 5111 CERTIFIED SALARIE	0	0	0	1,440.25	30,245.25	-31,685.50	100.0%
01132120 5111 CERTIFIED SALARIE	157,471	0	157,471	6,056.57	151,414.25	.18	100.0%
01132140 5111 CERTIFIED SALARIE	57,692	0	57,692	2,218.92	55,473.00	.08	100.0%
01132220 5111 CERTIFIED SALARIE	98,149	0	98,149	3,774.96	94,374.00	.04	100.0%
01132400 5111 CERTIFIED SALARIE	352,500	0	352,500	48,131.39	36,128.45	268,240.16	23.9%
01152601 5111 CERTIFIED SALARIE	28,860	0	28,860	952.43	.00	27,907.57	3.3%
02111001 5111 CERTIFIED SALARIE	85,595	0	85,595	3,292.12	82,303.00	-.12	100.0%
02111005 5111 CERTIFIED SALARIE	292,069	0	292,069	11,878.21	280,191.05	-.26	100.0%
02111006 5111 CERTIFIED SALARIE	334,624	0	334,624	13,210.75	324,004.45	-2,591.20	100.8%
02111007 5111 CERTIFIED SALARIE	62,645	0	62,645	2,409.42	60,235.50	.08	100.0%
02111008 5111 CERTIFIED SALARIE	92,203	0	92,203	3,546.27	88,656.75	-.02	100.0%
02111009 5111 CERTIFIED SALARIE	305,088	0	305,088	12,302.01	290,786.05	1,999.94	99.3%
02111010 5111 CERTIFIED SALARIE	112,017	0	112,017	4,478.66	111,966.44	-4,428.10	104.0%
02111011 5111 CERTIFIED SALARIE	151,673	0	151,673	5,833.58	145,839.50	-.08	100.0%
02111013 5111 CERTIFIED SALARIE	334,667	0	334,667	14,459.23	318,208.15	1,999.62	99.4%
02111014 5111 CERTIFIED SALARIE	341,719	0	341,719	14,509.18	338,763.88	-11,554.06	103.4%
02111016 5111 CERTIFIED SALARIE	268,127	0	268,127	10,965.95	259,375.05	-2,214.00	100.8%
02111027 5111 CERTIFIED SALARIE	12,005	0	12,005	.00	.00	12,005.00	.0%
02113201 5111 CERTIFIED SALARIE	34,552	0	34,552	.00	.00	34,552.00	.0%
02113202 5111 CERTIFIED SALARIE	39,054	0	39,054	.00	3,494.00	35,560.00	8.9%
02121200 5111 CERTIFIED SALARIE	249,516	0	249,516	6,050.50	151,262.50	92,203.00	63.0%
02122150 5111 CERTIFIED SALARIE	55,472	0	55,472	1,066.77	26,669.25	27,735.98	50.0%
02132110 5111 CERTIFIED SALARIE	0	0	0	1,440.25	30,245.25	-31,685.50	100.0%
02132120 5111 CERTIFIED SALARIE	195,244	0	195,244	8,108.14	185,135.86	2,000.00	99.0%

FOR 2021 99

ACCOUNTS FOR: 1 General Fund	ORIGINAL APPROP	TRANFRS/ ADJSTMTS	REVISED BUDGET	YTD EXPENDED	ENCUMBRANCES	AVAILABLE BUDGET	PCT USED
02132140 5111 CERTIFIED SALARIE	99,655	0	99,655	3,832.88	95,822.00	.12	100.0%
02132220 5111 CERTIFIED SALARIE	87,012	0	87,012	3,431.77	85,794.35	-2,214.12	102.5%
02132400 5111 CERTIFIED SALARIE	351,000	0	351,000	47,505.78	25,453.26	278,040.96	20.8%
02152601 5111 CERTIFIED SALARIE	33,795	0	33,795	2,441.04	.00	31,353.96	7.2%
03111001 5111 CERTIFIED SALARIE	425,369	0	425,369	15,720.03	376,236.50	33,412.47	92.1%
03111003 5111 CERTIFIED SALARIE	169,340	0	169,340	6,513.08	162,827.00	-.08	100.0%
03111005 5111 CERTIFIED SALARIE	1,174,681	0	1,174,681	48,685.00	1,125,991.75	4.25	100.0%
03111006 5111 CERTIFIED SALARIE	1,120,818	0	1,120,818	46,854.96	1,073,665.59	297.45	100.0%
03111007 5111 CERTIFIED SALARIE	336,911	0	336,911	13,620.13	323,290.89	-.02	100.0%
03111008 5111 CERTIFIED SALARIE	398,687	0	398,687	18,993.44	382,051.08	-2,357.52	100.6%
03111009 5111 CERTIFIED SALARIE	1,364,440	0	1,364,440	57,332.55	1,328,083.94	-20,976.49	101.5%
03111010 5111 CERTIFIED SALARIE	241,915	0	241,915	9,304.43	232,610.75	-.18	100.0%
03111011 5111 CERTIFIED SALARIE	462,576	0	462,576	19,182.66	464,096.33	-20,702.99	104.5%
03111013 5111 CERTIFIED SALARIE	1,669,203	0	1,669,203	68,350.58	1,598,041.91	2,810.51	99.8%
03111014 5111 CERTIFIED SALARIE	1,360,771	0	1,360,771	55,806.62	1,304,806.87	157.51	100.0%
03111016 5111 CERTIFIED SALARIE	182,585	0	182,585	7,022.50	175,562.50	.00	100.0%
03111017 5111 CERTIFIED SALARIE	187,935	0	187,935	9,871.75	180,706.59	-2,643.34	101.4%
03111027 5111 CERTIFIED SALARIE	43,245	0	43,245	.00	.00	43,245.00	.0%
03113201 5111 CERTIFIED SALARIE	156,499	0	156,499	.00	2,729.00	153,770.00	1.7%
03113202 5111 CERTIFIED SALARIE	408,087	0	408,087	.00	5,119.00	402,968.00	1.3%
03121200 5111 CERTIFIED SALARIE	625,086	0	625,086	24,686.56	600,399.80	-.36	100.0%
03121203 5111 CERTIFIED SALARIE	130,730	0	130,730	4,733.27	118,331.79	7,664.94	94.1%
03122150 5111 CERTIFIED SALARIE	170,403	0	170,403	7,282.16	182,054.00	-18,933.16	111.1%
03132110 5111 CERTIFIED SALARIE	0	0	0	2,947.38	73,684.62	-76,632.00	100.0%
03132120 5111 CERTIFIED SALARIE	1,015,545	0	1,015,545	52,038.07	768,889.25	194,617.68	80.8%
03132140 5111 CERTIFIED SALARIE	194,559	0	194,559	10,650.42	266,260.40	-82,351.82	142.3%
03132220 5111 CERTIFIED SALARIE	187,225	0	187,225	7,200.96	180,024.00	.04	100.0%
03132400 5111 CERTIFIED SALARIE	1,194,215	0	1,194,215	122,684.57	368,498.48	703,031.95	41.1%
03152601 5111 CERTIFIED SALARIE	75,033	0	75,033	72,799.99	.00	2,233.01	97.0%
04121200 5111 CERTIFIED SALARIE	220,076	0	220,076	26,490.59	54,283.65	139,301.76	36.7%
04121201 5111 CERTIFIED SALARIE	283,037	0	283,037	11,484.86	269,552.28	1,999.86	99.3%
04121203 5111 CERTIFIED SALARIE	0	0	0	.00	.00	.00	.0%
04121206 5111 CERTIFIED SALARIE	92,203	0	92,203	4,191.05	88,012.05	-.10	100.0%
04122150 5111 CERTIFIED SALARIE	0	0	0	.00	.00	.00	.0%
04132140 5111 CERTIFIED SALARIE	0	0	0	.00	.00	.00	.0%
04132190 5111 CERTIFIED SALARIE	159,519	0	159,519	24,541.27	.00	134,977.73	15.4%
04151204 5111 CERTIFIED SALARIE	37,000	0	37,000	698.88	.00	36,301.12	1.9%
05132212 5111 CERTIFIED SALARIE	215,934	0	215,934	27,341.45	.00	188,592.55	12.7%
05132213 5111 CERTIFIED SALARIE	32,113	0	32,113	.00	.00	32,113.00	.0%
05142320 5111 CERTIFIED SALARIE	220,111	0	220,111	55,559.29	.00	164,551.71	25.2%
05142350 5111 CERTIFIED SALARIE	104,229	0	104,229	5,665.27	97,048.62	1,515.11	98.5%
05142675 5111 CERTIFIED SALARIE	0	0	0	.00	.00	.00	.0%
05150000 5111 CERTIFIED SALARIE	0	0	0	.00	.00	.00	.0%
05151026 5111 CERTIFIED SALARIE	347,460	0	347,460	87.36	.00	347,372.64	.0%

FOR 2021 99

ACCOUNTS FOR: 1 General Fund	ORIGINAL APPROP	TRANFRS/ ADJSTMTS	REVISED BUDGET	YTD EXPENDED	ENCUMBRANCES	AVAILABLE BUDGET	PCT USED
05152512 5111 CERTIFIED SALARIE	0	0	0	.00	.00	.00	.0%
TOTAL CERTIFIED SALARIES	22,123,005	0	22,123,005	1,181,188.93	17,695,547.47	3,246,268.60	85.3%
5112 CLASSIFIED SALARIES							
01121009 5112 CLASSIFIED SALARI	23,522	0	23,522	.00	23,643.75	-121.75	100.5%
01121200 5112 CLASSIFIED SALARI	55,036	0	55,036	.00	198,241.81	-143,205.81	360.2%
01132120 5112 CLASSIFIED SALARI	39,885	0	39,885	695.80	.00	39,189.20	1.7%
01132130 5112 CLASSIFIED SALARI	64,716	0	64,716	331.88	64,383.75	.37	100.0%
01132220 5112 CLASSIFIED SALARI	39,885	0	39,885	1,565.55	.00	38,319.45	3.9%
01132400 5112 CLASSIFIED SALARI	236,746	0	236,746	12,012.01	131,648.72	93,085.27	60.7%
01142600 5112 CLASSIFIED SALARI	200,775	0	200,775	25,591.94	.00	175,183.06	12.7%
02121200 5112 CLASSIFIED SALARI	110,072	0	110,072	.00	130,740.48	-20,668.48	118.8%
02132120 5112 CLASSIFIED SALARI	39,885	0	39,885	2,398.03	.00	37,486.97	6.0%
02132130 5112 CLASSIFIED SALARI	64,716	0	64,716	.00	64,715.63	.37	100.0%
02132220 5112 CLASSIFIED SALARI	39,885	0	39,885	991.62	.00	38,893.38	2.5%
02132400 5112 CLASSIFIED SALARI	210,600	0	210,600	12,012.01	92,336.72	106,251.27	49.5%
02142600 5112 CLASSIFIED SALARI	205,536	0	205,536	25,465.92	.00	180,070.08	12.4%
03111017 5112 CLASSIFIED SALARI	0	0	0	.00	.00	.00	.0%
03121200 5112 CLASSIFIED SALARI	198,650	0	198,650	.00	306,183.05	-107,533.05	154.1%
03121203 5112 CLASSIFIED SALARI	10,867	0	10,867	.00	.00	10,867.00	.0%
03132120 5112 CLASSIFIED SALARI	218,500	0	218,500	14,910.76	76,121.27	127,467.97	41.7%
03132130 5112 CLASSIFIED SALARI	170,212	0	170,212	.00	168,260.64	1,951.36	98.9%
03132220 5112 CLASSIFIED SALARI	50,595	0	50,595	5,740.35	.00	44,854.65	11.3%
03132400 5112 CLASSIFIED SALARI	432,864	0	432,864	20,024.90	137,102.31	275,736.79	36.3%
03142600 5112 CLASSIFIED SALARI	610,497	0	610,497	77,071.92	.00	533,425.08	12.6%
04121200 5112 CLASSIFIED SALARI	16,431	0	16,431	10,782.17	.00	5,648.83	65.6%
04121206 5112 CLASSIFIED SALARI	23,522	0	23,522	.00	23,643.75	-121.75	100.5%
04132120 5112 CLASSIFIED SALARI	0	0	0	.00	.00	.00	.0%
04132190 5112 CLASSIFIED SALARI	65,885	0	65,885	7,507.52	.00	58,377.48	11.4%
05113202 5112 CLASSIFIED SALARI	0	0	0	.00	.00	.00	.0%
05132212 5112 CLASSIFIED SALARI	55,278	0	55,278	6,271.65	.00	49,006.35	11.3%
05142320 5112 CLASSIFIED SALARI	136,489	0	136,489	18,801.12	.00	117,687.88	13.8%
05142350 5112 CLASSIFIED SALARI	560,802	0	560,802	78,101.32	.00	482,700.68	13.9%
05142510 5112 CLASSIFIED SALARI	508,598	0	508,598	70,254.42	.00	438,343.58	13.8%
05142600 5112 CLASSIFIED SALARI	351,834	0	351,834	36,711.77	.00	315,122.23	10.4%
05142675 5112 CLASSIFIED SALARI	0	0	0	.00	.00	.00	.0%
05150000 5112 CLASSIFIED SALARI	130,939	0	130,939	.00	.00	130,939.00	.0%
05151026 5112 CLASSIFIED SALARI	40,000	0	40,000	.00	.00	40,000.00	.0%
05152512 5112 CLASSIFIED SALARI	132,525	0	132,525	.00	.00	132,525.00	.0%
TOTAL CLASSIFIED SALARIES	5,045,747	0	5,045,747	427,242.66	1,417,021.88	3,201,482.46	36.6%

FOR 2021 99

ACCOUNTS FOR: 1 General Fund	ORIGINAL APPROP	TRANFRS/ ADJSTMTS	REVISED BUDGET	YTD EXPENDED	ENCUMBRANCES	AVAILABLE BUDGET	PCT USED
5200 MEDICARE-ER							
05152512 5200 MEDICARE-ER	393,384	0	393,384	23,623.98	.00	369,760.02	6.0%
TOTAL MEDICARE-ER	393,384	0	393,384	23,623.98	.00	369,760.02	6.0%
5210 FICA-ER							
05152512 5210 FICA-ER	315,690	0	315,690	26,490.14	.00	289,199.86	8.4%
TOTAL FICA-ER	315,690	0	315,690	26,490.14	.00	289,199.86	8.4%
5220 WORKERS' COMPENSATION							
05152512 5220 WORKER'S COMPENSA	237,774	0	237,774	44,436.00	170,792.00	22,546.00	90.5%
TOTAL WORKERS' COMPENSATION	237,774	0	237,774	44,436.00	170,792.00	22,546.00	90.5%
5255 MEDICAL & DENTAL INSURANCE							
05152512 5255 MEDICAL & DENTAL	4,229,925	0	4,229,925	60,603.76	.00	4,169,321.24	1.4%
TOTAL MEDICAL & DENTAL INSURANCE	4,229,925	0	4,229,925	60,603.76	.00	4,169,321.24	1.4%
5260 LIFE INSURANCE							
05152512 5260 LIFE INSURANCE	47,280	0	47,280	4,610.33	40,184.69	2,484.98	94.7%
TOTAL LIFE INSURANCE	47,280	0	47,280	4,610.33	40,184.69	2,484.98	94.7%
5275 DISABILITY INSURANCE							
05152512 5275 DISABILITY INSURA	10,529	0	10,529	1,336.05	9,382.98	-190.03	101.8%

FOR 2021 99

ACCOUNTS FOR: 1 General Fund	ORIGINAL APPROP	TRANFRS/ ADJSTMTS	REVISED BUDGET	YTD EXPENDED	ENCUMBRANCES	AVAILABLE BUDGET	PCT USED
TOTAL DISABILITY INSURANCE	10,529	0	10,529	1,336.05	9,382.98	-190.03	101.8%
5280 PENSION PLAN - CLASSIFIED							
05152512 5280 PENSION PLAN - CL	790,234	0	790,234	395,117.00	395,117.00	.00	100.0%
TOTAL PENSION PLAN - CLASSIFIED	790,234	0	790,234	395,117.00	395,117.00	.00	100.0%
5281 DEFINED CONTRIBUTE RETIRE PLN							
05152512 5281 DEFINED CONTRIB R	120,224	0	120,224	6,650.65	.00	113,573.35	5.5%
TOTAL DEFINED CONTRIBUTE RETIRE PLN	120,224	0	120,224	6,650.65	.00	113,573.35	5.5%
5282 RETIREMENT SICK LEAVE-CERT							
05152512 5282 RETIREMENT SICK L	0	0	0	.00	.00	.00	.0%
TOTAL RETIREMENT SICK LEAVE-CERT	0	0	0	.00	.00	.00	.0%
5283 RETIREMENT SICK LEAVE-CLASS							
05152512 5283 RETIREMENT SICK L	0	0	0	.00	.00	.00	.0%
TOTAL RETIREMENT SICK LEAVE-CLASS	0	0	0	.00	.00	.00	.0%
5284 SEVERANCE PAY-CERTIFIED							
05152512 5284 SEVERANCE PAY-CER	0	0	0	.00	.00	.00	.0%
TOTAL SEVERANCE PAY-CERTIFIED	0	0	0	.00	.00	.00	.0%
5290 UNEMPLOYMENT COMPENSATION							
05152512 5290 UNEMPLOYMENT COMP	7,431	0	7,431	590.00	6,841.00	.00	100.0%

FOR 2021 99

ACCOUNTS FOR: 1 General Fund	ORIGINAL APPROP	TRANFRS/ ADJSTMTS	REVISED BUDGET	YTD EXPENDED	ENCUMBRANCES	AVAILABLE BUDGET	PCT USED
TOTAL UNEMPLOYMENT COMPENSATION	7,431	0	7,431	590.00	6,841.00	.00	100.0%
5291 CLOTHING ALLOWANCE							
05152512 5291 CLOTHING ALLOWANC	2,000	0	2,000	.00	.00	2,000.00	.0%
TOTAL CLOTHING ALLOWANCE	2,000	0	2,000	.00	.00	2,000.00	.0%
5322 INSTRUCTIONAL PROG IMPROVEMENT							
05132212 5322 INSTRUCTIONAL PRO	20,100	0	20,100	.00	4,530.00	15,570.00	22.5%
05132213 5322 INSTRUCTIONAL PRO	2,100	0	2,100	.00	2,100.00	.00	100.0%
TOTAL INSTRUCTIONAL PROG IMPROVEMENT	22,200	0	22,200	.00	6,630.00	15,570.00	29.9%
5327 DATA PROCESSING							
05142510 5327 DATA PROCESSING	102,829	0	102,829	37,199.50	55,874.25	9,755.25	90.5%
TOTAL DATA PROCESSING	102,829	0	102,829	37,199.50	55,874.25	9,755.25	90.5%
5330 OTHER PROFESSIONAL & TECH SRVC							
01111005 5330 OTHER PROFESSIONA	2,200	0	2,200	.00	330.00	1,870.00	15.0%
01111010 5330 OTHER PROFESSIONA	1,570	0	1,570	.00	236.00	1,334.00	15.0%
01113202 5330 OTHER PROFESSIONA	6,244	0	6,244	.00	2,937.00	3,307.00	47.0%
01132120 5330 OTHER PROFESSIONA	1,662	0	1,662	.00	249.00	1,413.00	15.0%
01132130 5330 OTHER PROFESSIONA	33	0	33	.00	.00	33.00	.0%
01132220 5330 OTHER PROFESSIONA	568	0	568	.00	85.00	483.00	15.0%
01132400 5330 OTHER PROFESSIONA	5,968	0	5,968	.00	895.00	5,073.00	15.0%
01142600 5330 OTHER PROFESSIONA	0	0	0	.00	.00	.00	.0%
02111005 5330 OTHER PROFESSIONA	0	0	0	.00	.00	.00	.0%
02111010 5330 OTHER PROFESSIONA	2,000	0	2,000	.00	300.00	1,700.00	15.0%
02113202 5330 OTHER PROFESSIONA	5,754	0	5,754	.00	2,863.00	2,891.00	49.8%
02132120 5330 OTHER PROFESSIONA	2,300	0	2,300	.00	345.00	1,955.00	15.0%

FOR 2021 99

ACCOUNTS FOR: 1 General Fund	ORIGINAL APPROP	TRANFRS/ ADJSTMTS	REVISED BUDGET	YTD EXPENDED	ENCUMBRANCES	AVAILABLE BUDGET	PCT USED
02132130 5330 OTHER PROFESSIONA	80	0	80	.00	.00	80.00	.0%
02132220 5330 OTHER PROFESSIONA	1,400	0	1,400	.00	210.00	1,190.00	15.0%
02132400 5330 OTHER PROFESSIONA	7,300	0	7,300	73.85	2,301.00	4,925.15	32.5%
02142600 5330 OTHER PROFESSIONA	0	0	0	.00	.00	.00	.0%
03111010 5330 OTHER PROFESSIONA	3,495	0	3,495	.00	524.00	2,971.00	15.0%
03111011 5330 OTHER PROFESSIONA	500	0	500	.00	75.00	425.00	15.0%
03111013 5330 OTHER PROFESSIONA	0	0	0	.00	.00	.00	.0%
03111017 5330 OTHER PROFESSIONA	357	0	357	.00	.00	357.00	.0%
03113202 5330 OTHER PROFESSIONA	198,758	0	198,758	875.00	149,447.00	48,436.00	75.6%
03121203 5330 OTHER PROFESSIONA	17,500	0	17,500	.00	2,625.00	14,875.00	15.0%
03132120 5330 OTHER PROFESSIONA	1,000	0	1,000	.00	150.00	850.00	15.0%
03132130 5330 OTHER PROFESSIONA	0	0	0	.00	.00	.00	.0%
03132220 5330 OTHER PROFESSIONA	3,000	0	3,000	.00	2,000.00	1,000.00	66.7%
03132400 5330 OTHER PROFESSIONA	184,144	0	184,144	.00	57,440.09	126,703.91	31.2%
03142600 5330 OTHER PROFESSIONA	0	0	0	.00	.00	.00	.0%
04121200 5330 OTHER PROFESSIONA	22,500	0	22,500	.00	3,375.00	19,125.00	15.0%
04121201 5330 OTHER PROFESSIONA	0	0	0	.00	.00	.00	.0%
04121203 5330 OTHER PROFESSIONA	0	0	0	.00	.00	.00	.0%
04121206 5330 OTHER PROFESSIONA	2,500	0	2,500	.00	375.00	2,125.00	15.0%
04122150 5330 OTHER PROFESSIONA	0	0	0	.00	.00	.00	.0%
04122151 5330 OTHER PROFESSIONA	60,000	0	60,000	.00	9,000.00	51,000.00	15.0%
04132130 5330 OTHER PROFESSIONA	94,197	0	94,197	.00	16,481.25	77,715.75	17.5%
04132140 5330 OTHER PROFESSIONA	42,500	0	42,500	.00	6,375.00	36,125.00	15.0%
04132190 5330 OTHER PROFESSIONA	170,000	0	170,000	21,496.22	25,500.00	123,003.78	27.6%
05132212 5330 OTHER PROFESSIONA	0	0	0	.00	.00	.00	.0%
05142310 5330 OTHER PROFESSIONA	287,856	0	287,856	43,980.65	232,562.35	11,313.00	96.1%
05142320 5330 OTHER PROFESSIONA	0	0	0	.00	.00	.00	.0%
05142350 5330 OTHER PROFESSIONA	388,904	0	388,904	348,472.43	58,336.00	-17,904.43	104.6%
05142510 5330 OTHER PROFESSIONA	220,419	0	220,419	14,420.54	193,445.14	12,553.32	94.3%
05142600 5330 OTHER PROFESSIONA	18,000	0	18,000	.00	15,955.00	2,045.00	88.6%
05142660 5330 OTHER PROFESSIONA	6,650	0	6,650	.00	998.00	5,652.00	15.0%
05142675 5330 OTHER PROFESSIONA	0	0	0	127.62	947.38	-1,075.00	100.0%
TOTAL OTHER PROFESSIONAL & TECH SRVC	1,759,359	0	1,759,359	429,446.31	786,362.21	543,550.48	69.1%
5332 Facilities Assessment							
05142310 5332 Facilities Assess	0	0	0	.00	.00	.00	.0%
TOTAL Facilities Assessment	0	0	0	.00	.00	.00	.0%
5333 NEASC							
03132400 5333 NEASC	0	0	0	.00	.00	.00	.0%

FOR 2021 99

ACCOUNTS FOR: 1 General Fund	ORIGINAL APPROP	TRANFRS/ ADJSTMTS	REVISED BUDGET	YTD EXPENDED	ENCUMBRANCES	AVAILABLE BUDGET	PCT USED
TOTAL NEASC	0	0	0	.00	.00	.00	.0%
5410 UTILITIES, EXCLUDING HEAT							
01142600 5410 UTILITIES, EXCLUD	109,534	0	109,534	19,193.69	90,340.31	.00	100.0%
02142600 5410 UTILITIES, EXCLUD	119,645	0	119,645	20,446.02	99,198.98	.00	100.0%
03142600 5410 UTILITIES, EXCLUD	480,687	0	480,687	38,461.55	441,134.57	1,090.88	99.8%
04121206 5410 UTILITIES, EXCLUD	0	0	0	.00	.00	.00	.0%
TOTAL UTILITIES, EXCLUDING HEAT	709,866	0	709,866	78,101.26	630,673.86	1,090.88	99.8%
5420 REPAIRS,MAINTENANCE & CLEANING							
01111008 5420 REPAIRS,MAINTENAN	0	0	0	.00	.00	.00	.0%
01111010 5420 REPAIRS,MAINTENAN	3,600	0	3,600	.00	540.00	3,060.00	15.0%
01111011 5420 REPAIRS,MAINTENAN	1,000	0	1,000	.00	150.00	850.00	15.0%
01113202 5420 REPAIRS,MAINTENAN	1,500	0	1,500	.00	225.00	1,275.00	15.0%
01132400 5420 REPAIRS,MAINTENAN	502	0	502	.00	75.00	427.00	14.9%
01142600 5420 REPAIRS,MAINTENAN	95,414	0	95,414	8,374.93	60,665.49	26,373.58	72.4%
02111001 5420 REPAIRS,MAINTENAN	0	0	0	.00	.00	.00	.0%
02111008 5420 REPAIRS,MAINTENAN	500	0	500	.00	75.00	425.00	15.0%
02111010 5420 REPAIRS,MAINTENAN	4,200	0	4,200	685.00	1,960.00	1,555.00	63.0%
02111011 5420 REPAIRS,MAINTENAN	400	0	400	.00	60.00	340.00	15.0%
02113202 5420 REPAIRS,MAINTENAN	1,500	0	1,500	.00	225.00	1,275.00	15.0%
02132400 5420 REPAIRS,MAINTENAN	500	0	500	.00	75.00	425.00	15.0%
02142600 5420 REPAIRS,MAINTENAN	87,503	0	87,503	14,251.04	52,351.32	20,900.64	76.1%
03111001 5420 REPAIRS,MAINTENAN	0	0	0	.00	.00	.00	.0%
03111007 5420 REPAIRS,MAINTENAN	0	0	0	.00	.00	.00	.0%
03111008 5420 REPAIRS,MAINTENAN	1,100	0	1,100	.00	165.00	935.00	15.0%
03111010 5420 REPAIRS,MAINTENAN	5,170	0	5,170	.00	776.00	4,394.00	15.0%
03111013 5420 REPAIRS,MAINTENAN	1,000	0	1,000	.00	389.20	610.80	38.9%
03113202 5420 REPAIRS,MAINTENAN	33,886	0	33,886	235.00	14,083.00	19,568.00	42.3%
03132400 5420 REPAIRS,MAINTENAN	2,000	0	2,000	.00	300.00	1,700.00	15.0%
03142600 5420 REPAIRS,MAINTENAN	266,579	0	266,579	49,423.35	128,515.51	88,640.14	66.7%
04121206 5420 REPAIRS,MAINTENAN	0	0	0	.00	.00	.00	.0%
04122151 5420 REPAIRS,MAINTENAN	750	0	750	.00	113.00	637.00	15.1%
05142350 5420 REPAIRS,MAINTENAN	34,650	0	34,650	.00	5,198.00	29,452.00	15.0%
05142600 5420 REPAIRS,MAINTENAN	219,600	0	219,600	19,960.00	196,624.04	3,015.96	98.6%
05142675 5420 REPAIRS,MAINTENAN	0	0	0	.00	.00	.00	.0%

FOR 2021 99

ACCOUNTS FOR: 1 General Fund	ORIGINAL APPROP	TRANFRS/ ADJSTMTS	REVISED BUDGET	YTD EXPENDED	ENCUMBRANCES	AVAILABLE BUDGET	PCT USED
TOTAL REPAIRS,MAINTENANCE & CLEANING	761,354	0	761,354	92,929.32	462,565.56	205,859.12	73.0%
5440 RENTALS-LAND,BLDG,EQUIPMENT							
01111010 5440 RENTALS-LAND,BLDG	0	0	0	.00	.00	.00	.0%
01113202 5440 RENTALS-LAND,BLDG	0	0	0	.00	.00	.00	.0%
01132400 5440 RENTALS-LAND,BLDG	2,578	0	2,578	327.84	1,370.52	879.64	65.9%
01142600 5440 RENTALS-LAND,BLDG	750	0	750	.00	113.00	637.00	15.1%
02113202 5440 RENTALS-LAND,BLDG	960	150	1,110	240.00	828.00	42.00	96.2%
02132400 5440 RENTALS-LAND,BLDG	2,912	0	2,912	.00	437.00	2,475.00	15.0%
02142600 5440 RENTALS-LAND,BLDG	0	0	0	.00	.00	.00	.0%
03113202 5440 RENTALS-LAND,BLDG	77,859	-150	77,709	1,270.00	63,039.00	13,400.00	82.8%
03132120 5440 RENTALS-LAND,BLDG	0	0	0	.00	.00	.00	.0%
03132400 5440 RENTALS-LAND,BLDG	5,000	0	5,000	.00	750.00	4,250.00	15.0%
03142600 5440 RENTALS-LAND,BLDG	3,575	536	4,111	360.00	3,751.00	.00	100.0%
04121206 5440 RENTALS-LAND,BLDG	20,000	0	20,000	.00	3,000.00	17,000.00	15.0%
05142675 5440 RENTALS-LAND,BLDG	0	0	0	.00	2,062.05	-2,062.05	100.0%
TOTAL RENTALS-LAND,BLDG,EQUIPMENT	113,634	536	114,170	2,197.84	75,350.57	36,621.59	67.9%
5510 PUPIL TRANSPORTATION							
01111013 5510 PUPIL TRANSPORTAT	600	0	600	.00	90.00	510.00	15.0%
01113202 5510 PUPIL TRANSPORTAT	17,042	0	17,042	.00	16,556.00	486.00	97.1%
01142700 5510 PUPIL TRANSPORTAT	3,552	0	3,552	.00	533.00	3,019.00	15.0%
02113202 5510 PUPIL TRANSPORTAT	17,042	0	17,042	.00	17,042.00	.00	100.0%
02142700 5510 PUPIL TRANSPORTAT	3,000	0	3,000	.00	450.00	2,550.00	15.0%
03113202 5510 PUPIL TRANSPORTAT	174,657	0	174,657	.00	174,657.00	.00	100.0%
03142700 5510 PUPIL TRANSPORTAT	35,000	0	35,000	.00	5,250.00	29,750.00	15.0%
04126110 5510 PUPIL TRANSPORTAT	269,185	0	269,185	.00	40,378.00	228,807.00	15.0%
04126116 5510 PUPIL TRANSPORTAT	477,780	0	477,780	.00	71,667.00	406,113.00	15.0%
04126130 5510 PUPIL TRANSPORTAT	735,405	0	735,405	-1,030.50	151,319.80	585,115.70	20.4%
05142700 5510 PUPIL TRANSPORTAT	1,467,673	0	1,467,673	.00	.00	1,467,673.00	.0%
TOTAL PUPIL TRANSPORTATION	3,200,936	0	3,200,936	-1,030.50	477,942.80	2,724,023.70	14.9%
5512 VO-AG/VO-TECH REG ED							
05142700 5512 VO-AG/VO-TECH REG	279,841	0	279,841	.00	.00	279,841.00	.0%

FOR 2021 99

ACCOUNTS FOR: 1 General Fund	ORIGINAL APPROP	TRANFRS/ ADJSTMTS	REVISED BUDGET	YTD EXPENDED	ENCUMBRANCES	AVAILABLE BUDGET	PCT USED
TOTAL VO-AG/VO-TECH REG ED	279,841	0	279,841	.00	.00	279,841.00	.0%
5513 IN DISTRICT PRIVATE REG ED							
05142700 5513 IN DISTRICT PRIVA	26,235	0	26,235	.00	.00	26,235.00	.0%
TOTAL IN DISTRICT PRIVATE REG ED	26,235	0	26,235	.00	.00	26,235.00	.0%
5514 IN DISTRICT PUBLIC REG ED-MED							
05142700 5514 IN DISTRICT PUBLI	10,000	0	10,000	.00	5,435.00	4,565.00	54.4%
TOTAL IN DISTRICT PUBLIC REG ED-MED	10,000	0	10,000	.00	5,435.00	4,565.00	54.4%
5515 OUT DISTRICT - PUBLIC REG ED							
05142700 5515 OUT DISTRICT - PU	27,885	0	27,885	.00	4,183.00	23,702.00	15.0%
TOTAL OUT DISTRICT - PUBLIC REG ED	27,885	0	27,885	.00	4,183.00	23,702.00	15.0%
5521 GENERAL LIABILITY INSURANCE							
05142510 5521 GENERAL LIABILITY	247,562	0	247,562	55,358.00	182,421.45	9,782.55	96.0%
TOTAL GENERAL LIABILITY INSURANCE	247,562	0	247,562	55,358.00	182,421.45	9,782.55	96.0%
5550 COMMUNICATIONS: TEL,POST,ETC.							
01132400 5550 COMMUNICATIONS: T	1,000	0	1,000	.00	210.00	790.00	21.0%
02132400 5550 COMMUNICATIONS: T	1,330	0	1,330	.00	200.00	1,130.00	15.0%
03132400 5550 COMMUNICATIONS: T	14,000	0	14,000	129.00	2,100.00	11,771.00	15.9%
05132212 5550 COMMUNICATIONS: T	0	0	0	.00	.00	.00	.0%
05142320 5550 COMMUNICATIONS: T	52,426	0	52,426	2,200.64	42,687.56	7,537.80	85.6%

FOR 2021 99

ACCOUNTS FOR: 1 General Fund	ORIGINAL APPROP	TRANFRS/ ADJSTMTS	REVISED BUDGET	YTD EXPENDED	ENCUMBRANCES	AVAILABLE BUDGET	PCT USED
05142350 5550 COMMUNICATIONS: T	45,600	0	45,600	.00	6,840.00	38,760.00	15.0%
05142510 5550 COMMUNICATIONS: T	0	0	0	.00	.00	.00	.0%
TOTAL COMMUNICATIONS: TEL,POST,ETC.	114,356	0	114,356	2,329.64	52,037.56	59,988.80	47.5%
5560 TUITION EXPENSE							
04126110 5560 TUITION EXPENSE	770,999	0	770,999	15,693.00	100,464.00	654,842.00	15.1%
04126111 5560 TUITION EXPENSE	190,630	0	190,630	.00	.00	190,630.00	.0%
04126113 5560 TUITION EXPENSE	0	0	0	.00	.00	.00	.0%
04126117 5560 TUITION EXPENSE	113,400	0	113,400	.00	.00	113,400.00	.0%
04126130 5560 TUITION EXPENSE	2,371,469	0	2,371,469	34,403.24	426,699.12	1,910,366.64	19.4%
TOTAL TUITION EXPENSE	3,446,498	0	3,446,498	50,096.24	527,163.12	2,869,238.64	16.7%
5580 STAFF TRAVEL							
01132400 5580 STAFF TRAVEL	650	0	650	.00	98.00	552.00	15.1%
02132400 5580 STAFF TRAVEL	1,400	0	1,400	85.19	210.00	1,104.81	21.1%
03132400 5580 STAFF TRAVEL	4,500	0	4,500	.00	675.00	3,825.00	15.0%
04121206 5580 STAFF TRAVEL	2,000	0	2,000	.00	300.00	1,700.00	15.0%
04132190 5580 STAFF TRAVEL	3,000	0	3,000	.00	450.00	2,550.00	15.0%
05132212 5580 STAFF TRAVEL	800	0	800	.00	120.00	680.00	15.0%
05132213 5580 STAFF TRAVEL	3,300	0	3,300	.00	495.00	2,805.00	15.0%
05142310 5580 STAFF TRAVEL	0	0	0	.00	.00	.00	.0%
05142320 5580 STAFF TRAVEL	5,000	0	5,000	.00	750.00	4,250.00	15.0%
05142350 5580 STAFF TRAVEL	1,200	0	1,200	.00	180.00	1,020.00	15.0%
05142600 5580 STAFF TRAVEL	3,000	0	3,000	212.78	450.00	2,337.22	22.1%
05142675 5580 STAFF TRAVEL	0	0	0	.00	.00	.00	.0%
TOTAL STAFF TRAVEL	24,850	0	24,850	297.97	3,728.00	20,824.03	16.2%
5581 TRAVEL - CONFERENCES							
01132130 5581 TRAVEL - CONFEREN	140	0	140	.00	.00	140.00	.0%
01132400 5581 TRAVEL - CONFEREN	3,560	0	3,560	.00	534.00	3,026.00	15.0%
02111001 5581 TRAVEL - CONFEREN	0	0	0	.00	.00	.00	.0%
02111006 5581 TRAVEL - CONFEREN	0	0	0	.00	.00	.00	.0%

FOR 2021 99

ACCOUNTS FOR: 1 General Fund	ORIGINAL APPROP	TRANFRS/ ADJSTMTS	REVISED BUDGET	YTD EXPENDED	ENCUMBRANCES	AVAILABLE BUDGET	PCT USED
02111008 5581 TRAVEL - CONFEREN	0	0	0	.00	.00	.00	.0%
02132120 5581 TRAVEL - CONFEREN	150	0	150	.00	.00	150.00	.0%
02132220 5581 TRAVEL - CONFEREN	0	0	0	.00	.00	.00	.0%
02132400 5581 TRAVEL - CONFEREN	3,180	0	3,180	.00	477.00	2,703.00	15.0%
03111001 5581 TRAVEL - CONFEREN	500	0	500	.00	75.00	425.00	15.0%
03111003 5581 TRAVEL - CONFEREN	100	0	100	.00	.00	100.00	.0%
03111013 5581 TRAVEL - CONFEREN	1,000	0	1,000	.00	150.00	850.00	15.0%
03111015 5581 TRAVEL - CONFEREN	0	0	0	.00	.00	.00	.0%
03132120 5581 TRAVEL - CONFEREN	1,000	0	1,000	.00	150.00	850.00	15.0%
03132400 5581 TRAVEL - CONFEREN	0	0	0	.00	.00	.00	.0%
04121200 5581 TRAVEL - CONFEREN	1,500	0	1,500	.00	225.00	1,275.00	15.0%
04121206 5581 TRAVEL - CONFEREN	300	0	300	.00	.00	300.00	.0%
04132130 5581 TRAVEL - CONFEREN	0	0	0	.00	.00	.00	.0%
04132140 5581 TRAVEL - CONFEREN	1,400	0	1,400	.00	210.00	1,190.00	15.0%
04132190 5581 TRAVEL - CONFEREN	1,500	0	1,500	.00	225.00	1,275.00	15.0%
05132212 5581 TRAVEL - CONFEREN	10,900	0	10,900	.00	1,635.00	9,265.00	15.0%
05132213 5581 TRAVEL - CONFEREN	11,830	0	11,830	.00	1,775.00	10,055.00	15.0%
05142320 5581 TRAVEL - CONFEREN	600	0	600	.00	90.00	510.00	15.0%
05142350 5581 TRAVEL - CONFEREN	9,000	0	9,000	.00	1,350.00	7,650.00	15.0%
05142510 5581 TRAVEL - CONFEREN	0	0	0	.00	.00	.00	.0%
05142600 5581 TRAVEL - CONFEREN	0	0	0	.00	.00	.00	.0%
05142675 5581 TRAVEL - CONFEREN	0	0	0	.00	.00	.00	.0%
TOTAL TRAVEL - CONFERENCES	46,660	0	46,660	.00	6,896.00	39,764.00	14.8%
5590 OTHER PURCHASED SERVICES							
01113201 5590 OTHER PURCHASED S	0	0	0	.00	.00	.00	.0%
01113202 5590 OTHER PURCHASED S	400	0	400	22.66	377.34	.00	100.0%
01132120 5590 OTHER PURCHASED S	835	0	835	.00	125.00	710.00	15.0%
01132400 5590 OTHER PURCHASED S	3,429	0	3,429	464.97	514.00	2,450.03	28.5%
02113202 5590 OTHER PURCHASED S	400	0	400	22.67	377.33	.00	100.0%
02132120 5590 OTHER PURCHASED S	500	0	500	.00	75.00	425.00	15.0%
02132400 5590 OTHER PURCHASED S	4,455	0	4,455	.00	668.00	3,787.00	15.0%
03111013 5590 OTHER PURCHASED S	0	0	0	.00	.00	.00	.0%
03111015 5590 OTHER PURCHASED S	0	0	0	.00	.00	.00	.0%
03113202 5590 OTHER PURCHASED S	5,760	0	5,760	224.91	2,759.33	2,775.76	51.8%
03132120 5590 OTHER PURCHASED S	13,215	0	13,215	.00	1,982.00	11,233.00	15.0%
03132400 5590 OTHER PURCHASED S	0	0	0	.00	.00	.00	.0%
04132190 5590 OTHER PURCHASED S	21,145	0	21,145	.00	3,172.00	17,973.00	15.0%
05132212 5590 OTHER PURCHASED S	2,500	0	2,500	.00	375.00	2,125.00	15.0%
05132213 5590 OTHER PURCHASED S	11,468	0	11,468	.00	1,720.00	9,748.00	15.0%

FOR 2021 99

ACCOUNTS FOR: 1 General Fund	ORIGINAL APPROP	TRANFRS/ ADJSTMTS	REVISED BUDGET	YTD EXPENDED	ENCUMBRANCES	AVAILABLE BUDGET	PCT USED
05142310 5590 OTHER PURCHASED S	10,000	0	10,000	.00	1,500.00	8,500.00	15.0%
05142320 5590 OTHER PURCHASED S	25,000	0	25,000	700.00	3,750.00	20,550.00	17.8%
05142350 5590 OTHER PURCHASED S	200	0	200	.00	.00	200.00	.0%
05142510 5590 OTHER PURCHASED S	0	0	0	.00	.00	.00	.0%
05142675 5590 OTHER PURCHASED S	0	0	0	.00	382.00	-382.00	100.0%
05153100 5590 OTHER PURCHASED S	0	0	0	.00	.00	.00	.0%
TOTAL OTHER PURCHASED SERVICES	99,307	0	99,307	1,435.21	17,777.00	80,094.79	19.3%
5611 INSTRUCTIONAL SUPPLIES							
01111001 5611 INSTRUCTIONAL SUP	3,700	0	3,700	.00	555.00	3,145.00	15.0%
01111005 5611 INSTRUCTIONAL SUP	3,960	0	3,960	.00	594.00	3,366.00	15.0%
01111006 5611 INSTRUCTIONAL SUP	6,445	0	6,445	.00	967.00	5,478.00	15.0%
01111007 5611 INSTRUCTIONAL SUP	624	0	624	.00	94.00	530.00	15.1%
01111008 5611 INSTRUCTIONAL SUP	7,700	0	7,700	.00	2,589.67	5,110.33	33.6%
01111009 5611 INSTRUCTIONAL SUP	1,195	0	1,195	.00	179.00	1,016.00	15.0%
01111010 5611 INSTRUCTIONAL SUP	6,493	0	6,493	.00	974.00	5,519.00	15.0%
01111011 5611 INSTRUCTIONAL SUP	2,850	0	2,850	.00	428.00	2,422.00	15.0%
01111013 5611 INSTRUCTIONAL SUP	4,220	0	4,220	6.59	633.00	3,580.41	15.2%
01111014 5611 INSTRUCTIONAL SUP	3,314	0	3,314	.00	1,097.00	2,217.00	33.1%
01111015 5611 INSTRUCTIONAL SUP	2,192	0	2,192	.00	329.00	1,863.00	15.0%
01111016 5611 INSTRUCTIONAL SUP	940	0	940	.00	141.00	799.00	15.0%
01132120 5611 INSTRUCTIONAL SUP	420	0	420	.00	63.00	357.00	15.0%
01132220 5611 INSTRUCTIONAL SUP	1,100	0	1,100	.00	165.00	935.00	15.0%
01142219 5611 INSTRUCTIONAL SUP	5,381	0	5,381	.00	1,272.00	4,109.00	23.6%
02111001 5611 INSTRUCTIONAL SUP	3,750	0	3,750	.00	1,440.93	2,309.07	38.4%
02111005 5611 INSTRUCTIONAL SUP	4,806	0	4,806	.00	3,111.25	1,694.75	64.7%
02111006 5611 INSTRUCTIONAL SUP	7,974	0	7,974	.00	1,380.54	6,593.46	17.3%
02111007 5611 INSTRUCTIONAL SUP	702	0	702	.00	105.00	597.00	15.0%
02111008 5611 INSTRUCTIONAL SUP	8,014	0	8,014	.00	1,202.00	6,812.00	15.0%
02111009 5611 INSTRUCTIONAL SUP	3,418	0	3,418	.00	513.00	2,905.00	15.0%
02111010 5611 INSTRUCTIONAL SUP	6,363	0	6,363	.00	954.00	5,409.00	15.0%
02111011 5611 INSTRUCTIONAL SUP	3,765	0	3,765	.00	565.00	3,200.00	15.0%
02111013 5611 INSTRUCTIONAL SUP	7,404	0	7,404	2,623.96	3,361.85	1,418.19	80.8%
02111014 5611 INSTRUCTIONAL SUP	5,458	0	5,458	.00	819.00	4,639.00	15.0%
02111015 5611 INSTRUCTIONAL SUP	619	0	619	.00	93.00	526.00	15.0%
02111016 5611 INSTRUCTIONAL SUP	2,402	0	2,402	.00	360.00	2,042.00	15.0%
02132120 5611 INSTRUCTIONAL SUP	700	0	700	.00	605.00	95.00	86.4%
02132220 5611 INSTRUCTIONAL SUP	1,100	0	1,100	.00	212.90	887.10	19.4%
02142219 5611 INSTRUCTIONAL SUP	11,546	0	11,546	253.45	2,197.00	9,095.55	21.2%
03111001 5611 INSTRUCTIONAL SUP	23,882	0	23,882	-64.60	11,384.06	12,562.54	47.4%

FOR 2021 99

ACCOUNTS FOR: 1 General Fund	ORIGINAL APPROP	TRANFRS/ ADJSTMTS	REVISED BUDGET	YTD EXPENDED	ENCUMBRANCES	AVAILABLE BUDGET	PCT USED
03111003 5611 INSTRUCTIONAL SUP	1,279	0	1,279	.00	212.40	1,066.60	16.6%
03111005 5611 INSTRUCTIONAL SUP	300	0	300	.00	78.85	221.15	26.3%
03111006 5611 INSTRUCTIONAL SUP	2,500	0	2,500	.00	1,320.00	1,180.00	52.8%
03111007 5611 INSTRUCTIONAL SUP	26,691	0	26,691	.00	19,034.60	7,656.40	71.3%
03111008 5611 INSTRUCTIONAL SUP	25,779	0	25,779	195.84	8,207.80	17,375.36	32.6%
03111009 5611 INSTRUCTIONAL SUP	8,250	0	8,250	.00	1,413.84	6,836.16	17.1%
03111010 5611 INSTRUCTIONAL SUP	10,416	0	10,416	.00	1,562.00	8,854.00	15.0%
03111011 5611 INSTRUCTIONAL SUP	8,643	0	8,643	.00	1,296.00	7,347.00	15.0%
03111013 5611 INSTRUCTIONAL SUP	60,100	0	60,100	.00	9,015.00	51,085.00	15.0%
03111014 5611 INSTRUCTIONAL SUP	1,359	0	1,359	.00	401.80	957.20	29.6%
03111015 5611 INSTRUCTIONAL SUP	6,950	0	6,950	.00	1,043.00	5,907.00	15.0%
03111016 5611 INSTRUCTIONAL SUP	5,585	0	5,585	.00	1,914.90	3,670.10	34.3%
03111017 5611 INSTRUCTIONAL SUP	1,000	0	1,000	.00	150.00	850.00	15.0%
03111018 5611 INSTRUCTIONAL SUP	0	0	0	.00	.00	.00	.0%
03121203 5611 INSTRUCTIONAL SUP	1,130	0	1,130	.00	170.00	960.00	15.0%
03132120 5611 INSTRUCTIONAL SUP	4,000	0	4,000	.00	600.00	3,400.00	15.0%
03132220 5611 INSTRUCTIONAL SUP	1,500	0	1,500	.00	1,000.00	500.00	66.7%
03132400 5611 INSTRUCTIONAL SUP	3,000	0	3,000	.00	450.00	2,550.00	15.0%
03142219 5611 INSTRUCTIONAL SUP	32,072	0	32,072	465.52	7,604.20	24,002.28	25.2%
04121200 5611 INSTRUCTIONAL SUP	4,655	0	4,655	94.83	938.98	3,621.19	22.2%
04121201 5611 INSTRUCTIONAL SUP	900	0	900	.00	135.00	765.00	15.0%
04121203 5611 INSTRUCTIONAL SUP	0	0	0	.00	.00	.00	.0%
04121206 5611 INSTRUCTIONAL SUP	1,500	0	1,500	.00	323.20	1,176.80	21.5%
04122150 5611 INSTRUCTIONAL SUP	750	0	750	.00	113.00	637.00	15.1%
04132140 5611 INSTRUCTIONAL SUP	500	0	500	.00	75.00	425.00	15.0%
04132190 5611 INSTRUCTIONAL SUP	0	0	0	.00	.00	.00	.0%
05132212 5611 INSTRUCTIONAL SUP	13,900	0	13,900	9,960.00	2,085.00	1,855.00	86.7%
05132213 5611 INSTRUCTIONAL SUP	1,000	0	1,000	.00	150.00	850.00	15.0%
05142350 5611 INSTRUCTIONAL SUP	0	0	0	.00	.00	.00	.0%
TOTAL INSTRUCTIONAL SUPPLIES	366,196	0	366,196	13,535.59	97,679.77	254,980.64	30.4%
5613 MAINTENANCE/CUSTODIAL SUPPLIES							
01142600 5613 MAINTENANCE/CUSTO	57,726	0	57,726	1,221.56	28,686.40	27,818.04	51.8%
02142600 5613 MAINTENANCE/CUSTO	53,226	0	53,226	1,421.60	26,360.76	25,443.64	52.2%
03142600 5613 MAINTENANCE/CUSTO	118,605	-1,214	117,391	6,340.97	91,711.39	19,338.64	83.5%
05142600 5613 MAINTENANCE/CUSTO	0	0	0	.00	.00	.00	.0%
05142675 5613 MAINTENANCE/CUSTO	0	0	0	4,737.50	74,146.04	-78,883.54	100.0%
TOTAL MAINTENANCE/CUSTODIAL SUPPLIES	229,557	-1,214	228,343	13,721.63	220,904.59	-6,283.22	102.8%
5620 OIL USED FOR HEATING							
01142600 5620 OIL USED FOR HEAT	41,700	0	41,700	.00	41,700.00	.00	100.0%

FOR 2021 99

ACCOUNTS FOR: 1 General Fund	ORIGINAL APPROP	TRANFRS/ ADJSTMTS	REVISED BUDGET	YTD EXPENDED	ENCUMBRANCES	AVAILABLE BUDGET	PCT USED
02142600 5620 OIL USED FOR HEAT	500	0	500	.00	500.00	.00	100.0%
03142600 5620 OIL USED FOR HEAT	500	0	500	.00	500.00	.00	100.0%
TOTAL OIL USED FOR HEATING	42,700	0	42,700	.00	42,700.00	.00	100.0%
5621 NATURAL GAS							
02142600 5621 NATURAL GAS	25,257	0	25,257	1,301.88	23,955.12	.00	100.0%
03142600 5621 NATURAL GAS	41,916	0	41,916	771.86	41,144.14	.00	100.0%
TOTAL NATURAL GAS	67,173	0	67,173	2,073.74	65,099.26	.00	100.0%
5627 TRANSPORTATION SUPPLIES							
05142700 5627 TRANSPORTATION SU	124,202	0	124,202	.00	18,630.00	105,572.00	15.0%
TOTAL TRANSPORTATION SUPPLIES	124,202	0	124,202	.00	18,630.00	105,572.00	15.0%
5641 TEXTS AND DIGITAL RESOURCES							
01111005 5641 TEXTBOOKS	9,900	0	9,900	.00	3,049.00	6,851.00	30.8%
01111006 5641 TEXTBOOKS	0	0	0	.00	.00	.00	.0%
01111009 5641 TEXTBOOKS	0	0	0	.00	.00	.00	.0%
01111010 5641 TEXTBOOKS	0	0	0	.00	.00	.00	.0%
01111013 5641 TEXTBOOKS	0	0	0	.00	.00	.00	.0%
01111014 5641 TEXTBOOKS	1,398	0	1,398	.00	1,383.90	14.10	99.0%
01111016 5641 TEXTBOOKS	1,430	0	1,430	.00	215.00	1,215.00	15.0%
02111005 5641 TEXTBOOKS	10,428	0	10,428	3,900.00	5,400.00	1,128.00	89.2%
02111006 5641 TEXTBOOKS	0	0	0	.00	.00	.00	.0%
02111009 5641 TEXTBOOKS	0	0	0	.00	.00	.00	.0%
02111010 5641 TEXTBOOKS	0	0	0	.00	.00	.00	.0%
02111013 5641 TEXTBOOKS	0	0	0	.00	.00	.00	.0%
02111014 5641 TEXTBOOKS	0	0	0	.00	.00	.00	.0%
02111016 5641 TEXTBOOKS	0	0	0	.00	.00	.00	.0%
03111001 5641 TEXTBOOKS	0	0	0	.00	.00	.00	.0%
03111005 5641 TEXTBOOKS	7,400	0	7,400	.00	1,865.15	5,534.85	25.2%
03111006 5641 TEXTBOOKS	2,000	0	2,000	.00	1,087.50	912.50	54.4%
03111007 5641 TEXTBOOKS	0	0	0	.00	.00	.00	.0%

FOR 2021 99

ACCOUNTS FOR: 1 General Fund	ORIGINAL APPROP	TRANFRS/ ADJSTMTS	REVISED BUDGET	YTD EXPENDED	ENCUMBRANCES	AVAILABLE BUDGET	PCT USED
03111008 5641 TEXTBOOKS	0	0	0	.00	.00	.00	.0%
03111009 5641 TEXTBOOKS	8,249	0	8,249	784.70	1,237.00	6,227.30	24.5%
03111010 5641 TEXTBOOKS	0	0	0	.00	.00	.00	.0%
03111013 5641 TEXTBOOKS	1,500	0	1,500	.00	225.00	1,275.00	15.0%
03111014 5641 TEXTBOOKS	15,473	0	15,473	.00	2,321.00	13,152.00	15.0%
03111016 5641 TEXTBOOKS	0	0	0	.00	.00	.00	.0%
03132400 5641 TEXTS AND DIGITAL	6,000	0	6,000	.00	900.00	5,100.00	15.0%
04121200 5641 TEXTBOOKS	0	0	0	.00	.00	.00	.0%
04121201 5641 TEXTBOOKS	0	0	0	.00	.00	.00	.0%
04122151 5641 TEXTBOOKS	0	0	0	.00	.00	.00	.0%
05132213 5641 TEXTBOOKS	0	0	0	.00	.00	.00	.0%
TOTAL TEXTS AND DIGITAL RESOURCES	63,778	0	63,778	4,684.70	17,683.55	41,409.75	35.1%
5642 LIBRARY BOOKS & PERIODICALS							
01111016 5642 LIBRARY BOOKS & P	0	0	0	.00	.00	.00	.0%
01132220 5642 LIBRARY BOOKS & P	4,900	0	4,900	.00	1,754.97	3,145.03	35.8%
02132220 5642 LIBRARY BOOKS & P	5,865	0	5,865	.00	5,865.00	.00	100.0%
03111001 5642 LIBRARY BOOKS & P	0	0	0	.00	.00	.00	.0%
03132220 5642 LIBRARY BOOKS & P	9,450	0	9,450	1,454.36	5,412.00	2,583.64	72.7%
04121200 5642 LIBRARY BOOKS & P	0	0	0	.00	.00	.00	.0%
04132190 5642 LIBRARY BOOKS & P	0	0	0	.00	.00	.00	.0%
TOTAL LIBRARY BOOKS & PERIODICALS	20,215	0	20,215	1,454.36	13,031.97	5,728.67	71.7%
5690 OTHER SUPPLIES							
01111001 5690 OTHER SUPPLIES	0	0	0	.00	.00	.00	.0%
01111005 5690 OTHER SUPPLIES	456	0	456	.00	68.00	388.00	14.9%
01111006 5690 OTHER SUPPLIES	0	0	0	.00	.00	.00	.0%
01111009 5690 OTHER SUPPLIES	0	0	0	.00	.00	.00	.0%
01111010 5690 OTHER SUPPLIES	1,722	0	1,722	.00	258.00	1,464.00	15.0%
01111013 5690 OTHER SUPPLIES	1,720	0	1,720	.00	258.00	1,462.00	15.0%
01111016 5690 OTHER SUPPLIES	839	0	839	.00	126.00	713.00	15.0%
01113201 5690 OTHER SUPPLIES	630	0	630	.00	95.00	535.00	15.1%
01113202 5690 OTHER SUPPLIES	12,685	0	12,685	.00	1,903.00	10,782.00	15.0%
01132120 5690 OTHER SUPPLIES	1,150	0	1,150	.00	173.00	977.00	15.0%
01132130 5690 OTHER SUPPLIES	1,892	0	1,892	.00	284.00	1,608.00	15.0%
01132220 5690 OTHER SUPPLIES	3,200	0	3,200	.00	480.00	2,720.00	15.0%

FOR 2021 99

ACCOUNTS FOR: 1 General Fund	ORIGINAL APPROP	TRANFRS/ ADJSTMTS	REVISED BUDGET	YTD EXPENDED	ENCUMBRANCES	AVAILABLE BUDGET	PCT USED
01132400 5690 OTHER SUPPLIES	1,977	0	1,977	.00	297.00	1,680.00	15.0%
01142219 5690 OTHER SUPPLIES	4,259	0	4,259	749.49	639.00	2,870.51	32.6%
02111005 5690 OTHER SUPPLIES	0	0	0	.00	.00	.00	.0%
02111006 5690 OTHER SUPPLIES	0	0	0	.00	.00	.00	.0%
02111007 5690 OTHER SUPPLIES	0	0	0	.00	.00	.00	.0%
02111008 5690 OTHER SUPPLIES	0	0	0	.00	.00	.00	.0%
02111009 5690 OTHER SUPPLIES	476	0	476	.00	71.00	405.00	14.9%
02111010 5690 OTHER SUPPLIES	0	0	0	.00	.00	.00	.0%
02111013 5690 OTHER SUPPLIES	961	0	961	473.98	177.65	309.37	67.8%
02111014 5690 OTHER SUPPLIES	0	0	0	.00	.00	.00	.0%
02111016 5690 OTHER SUPPLIES	1,399	0	1,399	.00	210.00	1,189.00	15.0%
02113201 5690 OTHER SUPPLIES	800	0	800	.00	120.00	680.00	15.0%
02113202 5690 OTHER SUPPLIES	12,785	0	12,785	.00	1,918.00	10,867.00	15.0%
02132120 5690 OTHER SUPPLIES	750	0	750	128.77	113.00	508.23	32.2%
02132130 5690 OTHER SUPPLIES	1,600	0	1,600	.00	240.00	1,360.00	15.0%
02132220 5690 OTHER SUPPLIES	2,885	0	2,885	435.59	433.00	2,016.41	30.1%
02132400 5690 OTHER SUPPLIES	1,805	0	1,805	170.15	555.86	1,078.99	40.2%
03111001 5690 OTHER SUPPLIES	0	0	0	.00	.00	.00	.0%
03111005 5690 OTHER SUPPLIES	0	0	0	.00	.00	.00	.0%
03111006 5690 OTHER SUPPLIES	0	0	0	.00	.00	.00	.0%
03111008 5690 OTHER SUPPLIES	1,400	0	1,400	.00	1,400.00	.00	100.0%
03111009 5690 OTHER SUPPLIES	0	0	0	.00	.00	.00	.0%
03111010 5690 OTHER SUPPLIES	0	0	0	.00	.00	.00	.0%
03111013 5690 OTHER SUPPLIES	0	0	0	.00	.00	.00	.0%
03111014 5690 OTHER SUPPLIES	500	0	500	.00	75.00	425.00	15.0%
03111016 5690 OTHER SUPPLIES	700	0	700	.00	105.00	595.00	15.0%
03111018 5690 OTHER SUPPLIES	0	0	0	.00	.00	.00	.0%
03113201 5690 OTHER SUPPLIES	0	0	0	.00	.00	.00	.0%
03113202 5690 OTHER SUPPLIES	102,144	0	102,144	2,368.09	27,147.97	72,627.94	28.9%
03121203 5690 OTHER SUPPLIES	1,750	0	1,750	.00	263.00	1,487.00	15.0%
03132120 5690 OTHER SUPPLIES	0	0	0	.00	.00	.00	.0%
03132130 5690 OTHER SUPPLIES	1,902	0	1,902	11.88	522.84	1,367.28	28.1%
03132220 5690 OTHER SUPPLIES	19,250	0	19,250	19,019.76	264.00	-33.76	100.2%
03132400 5690 OTHER SUPPLIES	500	0	500	.00	196.24	303.76	39.2%
03142219 5690 OTHER SUPPLIES	0	0	0	.00	.00	.00	.0%
03142600 5690 OTHER SUPPLIES	0	0	0	.00	.00	.00	.0%
04121200 5690 OTHER SUPPLIES	900	0	900	280.54	488.13	131.33	85.4%
04121201 5690 OTHER SUPPLIES	675	0	675	.00	101.00	574.00	15.0%
04121203 5690 OTHER SUPPLIES	0	0	0	.00	.00	.00	.0%
04121206 5690 OTHER SUPPLIES	1,150	0	1,150	.00	823.00	327.00	71.6%
04122150 5690 OTHER SUPPLIES	150	0	150	.00	.00	150.00	.0%
04122151 5690 OTHER SUPPLIES	8,500	0	8,500	.00	1,275.00	7,225.00	15.0%
04132130 5690 OTHER SUPPLIES	0	0	0	.00	.00	.00	.0%
04132140 5690 OTHER SUPPLIES	0	0	0	.00	.00	.00	.0%

FOR 2021 99

ACCOUNTS FOR: 1 General Fund	ORIGINAL APPROP	TRANFRS/ ADJSTMTS	REVISED BUDGET	YTD EXPENDED	ENCUMBRANCES	AVAILABLE BUDGET	PCT USED
04132190 5690 OTHER SUPPLIES	3,700	0	3,700	.00	555.00	3,145.00	15.0%
05132212 5690 OTHER SUPPLIES	0	0	0	.00	.00	.00	.0%
05132213 5690 OTHER SUPPLIES	3,910	0	3,910	125.05	711.00	3,073.95	21.4%
05142310 5690 OTHER SUPPLIES	4,000	0	4,000	.00	600.00	3,400.00	15.0%
05142320 5690 OTHER SUPPLIES	10,000	0	10,000	244.20	1,581.29	8,174.51	18.3%
05142350 5690 OTHER SUPPLIES	296,811	0	296,811	136,783.21	123,568.87	36,458.92	87.7%
05142510 5690 OTHER SUPPLIES	3,000	0	3,000	.00	450.00	2,550.00	15.0%
05142600 5690 OTHER SUPPLIES	8,000	678	8,678	7,477.00	1,200.00	1.00	100.0%
05142675 5690 OTHER SUPPLIES	0	0	0	9,142.40	29,597.42	-38,739.82	100.0%
05153100 5690 OTHER SUPPLIES	0	0	0	.00	.00	.00	.0%
TOTAL OTHER SUPPLIES	522,933	678	523,611	177,410.11	199,344.27	146,856.62	72.0%
5715 IMPROVEMENTS TO BUILDINGS							
01142600 5715 IMPROVEMENTS TO B	19,500	0	19,500	.00	2,925.00	16,575.00	15.0%
02142600 5715 IMPROVEMENTS TO B	0	0	0	.00	.00	.00	.0%
03142600 5715 IMPROVEMENTS TO B	36,440	0	36,440	.00	21,906.00	14,534.00	60.1%
05142600 5715 IMPROVEMENTS TO B	100,000	0	100,000	.00	15,000.00	85,000.00	15.0%
05142660 5715 IMPROVEMENTS TO B	0	0	0	.00	.00	.00	.0%
05142675 5715 IMPROVEMENTS TO B	0	0	0	.00	.00	.00	.0%
TOTAL IMPROVEMENTS TO BUILDINGS	155,940	0	155,940	.00	39,831.00	116,109.00	25.5%
5720 IMPROVEMENTS TO SITES							
01142600 5720 IMPROVEMENTS TO S	0	0	0	.00	.00	.00	.0%
02142600 5720 IMPROVEMTNS TO SI	0	0	0	.00	.00	.00	.0%
03113202 5720 IMPROVEMENTS TO S	0	0	0	.00	.00	.00	.0%
03142600 5720 IMPROVEMENTS TO S	0	0	0	.00	.00	.00	.0%
05142600 5720 IMPROVEMENTS TO S	0	0	0	.00	.00	.00	.0%
05142675 5720 IMPROVEMENTS TO S	0	0	0	.00	.00	.00	.0%
TOTAL IMPROVEMENTS TO SITES	0	0	0	.00	.00	.00	.0%
5730 EQUIPMENT - NEW							
01111001 5730 EQUIPMENT - NEW	0	0	0	.00	.00	.00	.0%

FOR 2021 99

ACCOUNTS FOR: 1 General Fund	ORIGINAL APPROP	TRANFRS/ ADJSTMTS	REVISED BUDGET	YTD EXPENDED	ENCUMBRANCES	AVAILABLE BUDGET	PCT USED
01111005 5730 EQUIPMENT - NEW	0	0	0	.00	.00	.00	.0%
01111008 5730 EQUIPMENT - NEW	0	0	0	.00	.00	.00	.0%
01111010 5730 EQUIPMENT - NEW	0	0	0	.00	.00	.00	.0%
01111011 5730 EQUIPMENT - NEW	0	0	0	.00	.00	.00	.0%
01111013 5730 EQUIPMENT - NEW	0	0	0	.00	.00	.00	.0%
01113202 5730 EQUIPMENT - NEW	0	0	0	.00	.00	.00	.0%
01132220 5730 EQUIPMENT - NEW	0	0	0	.00	.00	.00	.0%
01132400 5730 EQUIPMENT - NEW	0	0	0	.00	.00	.00	.0%
01142219 5730 EQUIPMENT - NEW	0	0	0	.00	.00	.00	.0%
01142600 5730 EQUIPMENT - NEW	0	0	0	.00	.00	.00	.0%
02111008 5730 EQUIPMENT - NEW	0	0	0	.00	.00	.00	.0%
02111010 5730 EQUIPMENT - NEW	0	0	0	.00	.00	.00	.0%
02111011 5730 EQUIPMENT - NEW	0	0	0	.00	.00	.00	.0%
02113202 5730 EQUIPMENT - NEW	0	0	0	.00	.00	.00	.0%
02132400 5730 EQUIPMENT - NEW	0	0	0	.00	.00	.00	.0%
02142600 5730 EQUIPMENT - NEW	0	0	0	.00	.00	.00	.0%
03111001 5730 EQUIPMENT - NEW	1,000	0	1,000	.00	150.00	850.00	15.0%
03111005 5730 EQUIPMENT - NEW	0	0	0	.00	.00	.00	.0%
03111007 5730 EQUIPMENT - NEW	0	0	0	.00	.00	.00	.0%
03111008 5730 EQUIPMENT - NEW	0	0	0	.00	.00	.00	.0%
03111010 5730 EQUIPMENT - NEW	0	0	0	.00	.00	.00	.0%
03111013 5730 EQUIPMENT - NEW	0	0	0	.00	.00	.00	.0%
03113202 5730 EQUIPMENT - NEW	0	0	0	.00	.00	.00	.0%
03132220 5730 EQUIPMENT - NEW	0	0	0	.00	.00	.00	.0%
03132400 5730 EQUIPMENT - NEW	0	0	0	.00	.00	.00	.0%
03142600 5730 EQUIPMENT - NEW	0	0	0	.00	.00	.00	.0%
04121200 5730 EQUIPMENT- NEW	0	0	0	.00	.00	.00	.0%
04121203 5730 EQUIPMENT - NEW	0	0	0	.00	.00	.00	.0%
04121206 5730 EQUIPMENT - NEW	0	0	0	.00	.00	.00	.0%
04122150 5730 EQUIPMENT - NEW	0	0	0	.00	.00	.00	.0%
04122151 5730 EQUIPMENT - NEW	0	0	0	.00	.00	.00	.0%
04132130 5730 EQUIPMENT - NEW	0	0	0	.00	.00	.00	.0%
04132190 5730 EQUIPMENT - NEW	0	0	0	.00	.00	.00	.0%
05142350 5730 EQUIPMENT - NEW	69,947	0	69,947	.00	10,492.00	59,455.00	15.0%
05142510 5730 EQUIPMENT - NEW	0	0	0	.00	.00	.00	.0%
05142600 5730 EQUIPMENT - NEW	0	0	0	.00	.00	.00	.0%
05142660 5730 EQUIPMENT - NEW	0	0	0	.00	.00	.00	.0%
05142675 5730 EQUIPMENT - NEW	0	0	0	1,479.80	106,816.30	-108,296.10	100.0%
TOTAL EQUIPMENT - NEW	70,947	0	70,947	1,479.80	117,458.30	-47,991.10	167.6%
5731 EQUIPMENT - REPLACEMENT							
01111006 5731 EQUIPMENT - REPLA	0	0	0	.00	.00	.00	.0%

FOR 2021 99

ACCOUNTS FOR: 1 General Fund	ORIGINAL APPROP	TRANFRS/ ADJSTMTS	REVISED BUDGET	YTD EXPENDED	ENCUMBRANCES	AVAILABLE BUDGET	PCT USED
01111008 5731 EQUIPMENT - REPLA	0	0	0	.00	.00	.00	.0%
01111010 5731 EQUIPMENT - REPLA	0	0	0	.00	.00	.00	.0%
01111011 5731 EQUIPMENT - REPLA	0	0	0	.00	.00	.00	.0%
01111014 5731 EQUIPMENT - REPLA	0	0	0	.00	.00	.00	.0%
01113202 5731 EQUIPMENT - REPLA	0	0	0	.00	.00	.00	.0%
01132220 5731 EQUIPMENT - REPLA	0	0	0	.00	.00	.00	.0%
01132400 5731 EQUIPMENT - REPLA	0	0	0	.00	.00	.00	.0%
01142219 5731 EQUIPMENT - REPLA	0	0	0	.00	.00	.00	.0%
01142600 5731 EQUIPMENT - REPLA	0	0	0	.00	.00	.00	.0%
02111001 5731 EQUIPMENT - REPLA	0	0	0	.00	.00	.00	.0%
02111008 5731 EQUIPMENT - REPLA	0	0	0	.00	.00	.00	.0%
02111010 5731 EQUIPMENT - REPLA	0	0	0	.00	.00	.00	.0%
02111011 5731 EQUIPMENT - REPLA	0	0	0	.00	.00	.00	.0%
02111013 5731 EQUIPMENT - REPLA	0	0	0	.00	.00	.00	.0%
02113202 5731 EQUIPMENT - REPLA	0	0	0	.00	.00	.00	.0%
02132400 5731 EQUIPMENT - REPLA	0	0	0	.00	.00	.00	.0%
02142600 5731 EQUIPMENT - REPLA	0	0	0	.00	.00	.00	.0%
03111001 5731 EQUIPMENT - REPLA	0	0	0	.00	.00	.00	.0%
03111007 5731 EQUIPMENT - REPLA	0	0	0	.00	.00	.00	.0%
03111008 5731 EQUIPMENT - REPLA	0	0	0	.00	.00	.00	.0%
03111010 5731 EQUIPMENT - REPLA	0	0	0	.00	.00	.00	.0%
03111011 5731 EQUIPMENT - REPLA	0	0	0	.00	.00	.00	.0%
03111013 5731 EQUIPMENT - REPLA	0	0	0	.00	.00	.00	.0%
03113202 5731 EQUIPMENT - REPLA	0	0	0	.00	.00	.00	.0%
03132220 5731 EQUIPMENT - REPLA	0	0	0	.00	.00	.00	.0%
03132400 5731 EQUIPMENT - REPLA	0	0	0	.00	.00	.00	.0%
03142400 5731 EQUIPMENT - REPLA	0	0	0	.00	.00	.00	.0%
03142600 5731 EQUIPMENT - REPLA	0	0	0	.00	.00	.00	.0%
05142350 5731 EQUIPMENT - REPLA	58,106	0	58,106	.00	8,716.00	49,390.00	15.0%
05142510 5731 EQUIPMENT - REPLA	0	0	0	.00	.00	.00	.0%
05142600 5731 EQUIPMENT - REPLA	0	0	0	.00	.00	.00	.0%
05142660 5731 EQUIPMENT - REPLA	5,000	0	5,000	.00	750.00	4,250.00	15.0%
05142675 5731 EQUIPMENT - REPLA	0	0	0	.00	.00	.00	.0%
TOTAL EQUIPMENT - REPLACEMENT	63,106	0	63,106	.00	9,466.00	53,640.00	15.0%
5810 DUES & FEES							
01111001 5810 DUES & FEES	0	0	0	.00	.00	.00	.0%
01111006 5810 DUES & FEES	0	0	0	.00	.00	.00	.0%
01111007 5810 DUES & FEES	0	0	0	.00	.00	.00	.0%
01111008 5810 DUES & FEES	200	0	200	.00	.00	200.00	.0%

FOR 2021 99

ACCOUNTS FOR: 1 General Fund	ORIGINAL APPROP	TRANFRS/ ADJSTMTS	REVISED BUDGET	YTD EXPENDED	ENCUMBRANCES	AVAILABLE BUDGET	PCT USED
01111009 5810 DUES & FEES	624	0	624	.00	94.00	530.00	15.1%
01111010 5810 DUES & FEES	460	0	460	.00	69.00	391.00	15.0%
01111011 5810 DUES & FEES	500	0	500	.00	75.00	425.00	15.0%
01111013 5810 DUES & FEES	0	0	0	.00	.00	.00	.0%
01111014 5810 DUES & FEES	120	0	120	.00	.00	120.00	.0%
01111015 5810 DUES & FEES	550	0	550	.00	83.00	467.00	15.1%
01111016 5810 DUES & FEES	168	0	168	.00	.00	168.00	.0%
01113202 5810 DUES & FEES	500	0	500	.00	465.00	35.00	93.0%
01132120 5810 DUES & FEES	300	0	300	.00	.00	300.00	.0%
01132130 5810 DUES & FEES	140	0	140	.00	.00	140.00	.0%
01132220 5810 DUES & FEES	0	0	0	.00	.00	.00	.0%
01132400 5810 DUES & FEES	2,276	0	2,276	675.00	341.00	1,260.00	44.6%
02111001 5810 DUES & FEES	0	0	0	.00	.00	.00	.0%
02111006 5810 DUES & FEES	500	0	500	.00	75.00	425.00	15.0%
02111008 5810 DUES & FEES	200	0	200	.00	.00	200.00	.0%
02111010 5810 DUES & FEES	725	0	725	.00	109.00	616.00	15.0%
02111011 5810 DUES & FEES	0	0	0	.00	.00	.00	.0%
02111014 5810 DUES & FEES	0	0	0	.00	.00	.00	.0%
02111015 5810 DUES & FEES	0	0	0	.00	.00	.00	.0%
02111016 5810 DUES & FEES	0	0	0	.00	.00	.00	.0%
02113202 5810 DUES & FEES	400	0	400	.00	390.00	10.00	97.5%
02132130 5810 DUES & FEES	140	0	140	.00	.00	140.00	.0%
02132220 5810 DUES & FEES	0	0	0	.00	.00	.00	.0%
02132400 5810 DUES & FEES	3,088	0	3,088	675.00	463.00	1,950.00	36.9%
03111001 5810 DUES & FEES	500	0	500	.00	75.00	425.00	15.0%
03111003 5810 DUES & FEES	750	0	750	.00	113.00	637.00	15.1%
03111005 5810 DUES & FEES	620	0	620	.00	93.00	527.00	15.0%
03111006 5810 DUES & FEES	1,759	0	1,759	.00	264.00	1,495.00	15.0%
03111009 5810 DUES & FEES	400	0	400	.00	60.00	340.00	15.0%
03111010 5810 DUES & FEES	1,115	0	1,115	.00	167.00	948.00	15.0%
03111011 5810 DUES & FEES	0	0	0	.00	.00	.00	.0%
03111013 5810 DUES & FEES	7,500	0	7,500	.00	1,125.00	6,375.00	15.0%
03111014 5810 DUES & FEES	175	0	175	148.00	20.00	7.00	96.0%
03111015 5810 DUES & FEES	1,250	0	1,250	.00	188.00	1,062.00	15.0%
03111016 5810 DUES & FEES	600	0	600	.00	90.00	510.00	15.0%
03113202 5810 DUES & FEES	34,374	0	34,374	1,075.00	11,890.35	21,408.65	37.7%
03132120 5810 DUES & FEES	0	0	0	.00	.00	.00	.0%
03132130 5810 DUES & FEES	200	0	200	.00	.00	200.00	.0%
03132220 5810 DUES & FEES	1,250	0	1,250	.00	745.55	504.45	59.6%
03132400 5810 DUES & FEES	14,000	0	14,000	9,515.00	2,100.00	2,385.00	83.0%
04121200 5810 DUES & FEES	150	0	150	.00	.00	150.00	.0%
04121201 5810 DUES & FEES	0	0	0	.00	.00	.00	.0%
04121203 5810 DUES & FEES	0	0	0	.00	.00	.00	.0%
04122150 5810 DUES & FEES	0	0	0	.00	.00	.00	.0%

FOR 2021 99

ACCOUNTS FOR: 1 General Fund	ORIGINAL APPROP	TRANFRS/ ADJSTMTS	REVISED BUDGET	YTD EXPENDED	ENCUMBRANCES	AVAILABLE BUDGET	PCT USED
04132130 5810 DUES & FEES	0	0	0	.00	.00	.00	.0%
04132140 5810 DUES & FEES	1,260	0	1,260	1,050.00	189.00	21.00	98.3%
04132190 5810 DUES & FEES	700	0	700	220.00	855.00	-375.00	153.6%
05132212 5810 DUES & FEES	160	0	160	.00	.00	160.00	.0%
05132213 5810 DUES & FEES	150	0	150	.00	.00	150.00	.0%
05142310 5810 DUES & FEES	23,000	0	23,000	17,681.00	5,485.00	-166.00	100.7%
05142320 5810 DUES & FEES	4,500	0	4,500	.00	675.00	3,825.00	15.0%
05142350 5810 DUES & FEES	0	0	0	.00	.00	.00	.0%
05142600 5810 DUES & FEES	350	0	350	300.00	.00	50.00	85.7%
05142675 5810 DUES & FEES	0	0	0	.00	.00	.00	.0%
TOTAL DUES & FEES	105,654	0	105,654	31,339.00	26,298.90	48,016.10	54.6%
5830 INTEREST							
05154000 5830 INTEREST	788,835	0	788,835	382,557.50	.00	406,277.50	48.5%
TOTAL INTEREST	788,835	0	788,835	382,557.50	.00	406,277.50	48.5%
5850 CONTINGENCY							
05150000 5850 CONTINGENCY	150,000	0	150,000	.00	.00	150,000.00	.0%
TOTAL CONTINGENCY	150,000	0	150,000	.00	.00	150,000.00	.0%
5855 Capital Reserve							
05150000 5855 Capital Reserve	0	0	0	.00	.00	.00	.0%
TOTAL Capital Reserve	0	0	0	.00	.00	.00	.0%
5856 Transfer Account							
05150000 5856 Transfer Account	0	0	0	.00	.00	.00	.0%
TOTAL Transfer Account	0	0	0	.00	.00	.00	.0%
5860 OPEB Trust							

FOR 2021 99

ACCOUNTS FOR: 1 General Fund	ORIGINAL APPROP	TRANFRS/ ADJSTMTS	REVISED BUDGET	YTD EXPENDED	ENCUMBRANCES	AVAILABLE BUDGET	PCT USED
05150000 5860 OPEB Trust	31,678	0	31,678	.00	31,678.00	.00	100.0%
TOTAL OPEB Trust	31,678	0	31,678	.00	31,678.00	.00	100.0%
5910 REDEMPTION OF PRINCIPAL							
05154000 5910 REDEMPTION OF PRI	3,665,000	0	3,665,000	3,445,000.00	.00	220,000.00	94.0%
TOTAL REDEMPTION OF PRINCIPAL	3,665,000	0	3,665,000	3,445,000.00	.00	220,000.00	94.0%
5999 UNALLOCATED PAYROLL							
99999999 5999 UNALLOCATED PAYRO	0	0	0	.00	.00	.00	.0%
TOTAL UNALLOCATED PAYROLL	0	0	0	.00	.00	.00	.0%
TOTAL General Fund	50,784,509	0	50,784,509	6,993,506.72	23,929,733.01	19,861,269.27	60.9%
TOTAL EXPENSES	50,784,509	0	50,784,509	6,993,506.72	23,929,733.01	19,861,269.27	

FOR 2021 99

	ORIGINAL APPROP	TRANFRS/ ADJSTMTS	REVISED BUDGET	YTD EXPENDED	ENCUMBRANCES	AVAILABLE BUDGET	PCT USED
GRAND TOTAL	50,784,509	0	50,784,509	6,993,506.72	23,929,733.01	19,861,269.27	60.9%

** END OF REPORT - Generated by Debora Kistner **

FOR 2021 99

ACCOUNTS FOR: 1 General Fund	ORIGINAL APPROP	TRANFRS/ ADJSTMTS	REVISED BUDGET	YTD EXPENDED	ENCUMBRANCES	AVAILABLE BUDGET	PCT USED
01 AMITY MIDDLE SCHOOL - BETHANY							
1001 ART							
01111001 5111 CERTIFIED SALARIE	65,991	0	65,991	2,538.12	63,453.00	-.12	100.0%
01111001 5611 INSTRUCTIONAL SUP	3,700	0	3,700	.00	555.00	3,145.00	15.0%
TOTAL ART	69,691	0	69,691	2,538.12	64,008.00	3,144.88	95.5%
1005 ENGLISH							
01111005 5111 CERTIFIED SALARIE	285,213	0	285,213	11,100.35	274,243.25	-130.60	100.0%
01111005 5330 OTHER PROFESSIONA	2,200	0	2,200	.00	330.00	1,870.00	15.0%
01111005 5611 INSTRUCTIONAL SUP	3,960	0	3,960	.00	594.00	3,366.00	15.0%
01111005 5641 TEXTBOOKS	9,900	0	9,900	.00	3,049.00	6,851.00	30.8%
01111005 5690 OTHER SUPPLIES	456	0	456	.00	68.00	388.00	14.9%
TOTAL ENGLISH	301,729	0	301,729	11,100.35	278,284.25	12,344.40	95.9%
1006 WORLD LANGUAGE							
01111006 5111 CERTIFIED SALARIE	349,876	0	349,876	12,671.66	300,262.38	36,941.96	89.4%
01111006 5611 INSTRUCTIONAL SUP	6,445	0	6,445	.00	967.00	5,478.00	15.0%
TOTAL WORLD LANGUAGE	356,321	0	356,321	12,671.66	301,229.38	42,419.96	88.1%
1007 FAM/CONS SCIENCE (MS-HEALTH)							
01111007 5111 CERTIFIED SALARIE	92,203	0	92,203	3,546.27	88,656.75	-.02	100.0%
01111007 5611 INSTRUCTIONAL SUP	624	0	624	.00	94.00	530.00	15.1%
TOTAL FAM/CONS SCIENCE (MS-HEALTH)	92,827	0	92,827	3,546.27	88,750.75	529.98	99.4%
1008 CAREER & TECHNOLOGY EDUCATION							
01111008 5111 CERTIFIED SALARIE	90,034	0	90,034	3,462.85	86,571.25	-.10	100.0%

FOR 2021 99

ACCOUNTS FOR: 1 General Fund	ORIGINAL APPROP	TRANFRS/ ADJSTMTS	REVISED BUDGET	YTD EXPENDED	ENCUMBRANCES	AVAILABLE BUDGET	PCT USED
01111008 5611 INSTRUCTIONAL SUP	7,700	0	7,700	.00	2,589.67	5,110.33	33.6%
01111008 5810 DUES & FEES	200	0	200	.00	.00	200.00	.0%
TOTAL CAREER & TECHNOLOGY EDUCATION	97,934	0	97,934	3,462.85	89,160.92	5,310.23	94.6%
1009 MATHEMATICS							
01111009 5111 CERTIFIED SALARIE	325,442	0	325,442	12,490.84	298,152.08	14,799.08	95.5%
01111009 5611 INSTRUCTIONAL SUP	1,195	0	1,195	.00	179.00	1,016.00	15.0%
01111009 5810 DUES & FEES	624	0	624	.00	94.00	530.00	15.1%
01121009 5112 CLASSIFIED SALARI	23,522	0	23,522	.00	23,643.75	-121.75	100.5%
TOTAL MATHEMATICS	350,783	0	350,783	12,490.84	322,068.83	16,223.33	95.4%
1010 MUSIC							
01111010 5111 CERTIFIED SALARIE	169,340	0	169,340	7,157.86	162,182.30	-.16	100.0%
01111010 5330 OTHER PROFESSIONA	1,570	0	1,570	.00	236.00	1,334.00	15.0%
01111010 5420 REPAIRS,MAINTENAN	3,600	0	3,600	.00	540.00	3,060.00	15.0%
01111010 5611 INSTRUCTIONAL SUP	6,493	0	6,493	.00	974.00	5,519.00	15.0%
01111010 5690 OTHER SUPPLIES	1,722	0	1,722	.00	258.00	1,464.00	15.0%
01111010 5810 DUES & FEES	460	0	460	.00	69.00	391.00	15.0%
TOTAL MUSIC	183,185	0	183,185	7,157.86	164,259.30	11,767.84	93.6%
1011 PHYSICAL EDUCATION							
01111011 5111 CERTIFIED SALARIE	184,406	0	184,406	7,737.32	176,668.80	-.12	100.0%
01111011 5420 REPAIRS,MAINTENAN	1,000	0	1,000	.00	150.00	850.00	15.0%
01111011 5611 INSTRUCTIONAL SUP	2,850	0	2,850	.00	428.00	2,422.00	15.0%
01111011 5810 DUES & FEES	500	0	500	.00	75.00	425.00	15.0%
TOTAL PHYSICAL EDUCATION	188,756	0	188,756	7,737.32	177,321.80	3,696.88	98.0%
1013 SCIENCE							
01111013 5111 CERTIFIED SALARIE	380,339	0	380,339	12,931.47	323,286.71	44,120.82	88.4%

FOR 2021 99

ACCOUNTS FOR: 1 General Fund	ORIGINAL APPROP	TRANFRS/ ADJSTMTS	REVISED BUDGET	YTD EXPENDED	ENCUMBRANCES	AVAILABLE BUDGET	PCT USED
01111013 5510 PUPIL TRANSPORTAT	600	0	600	.00	90.00	510.00	15.0%
01111013 5611 INSTRUCTIONAL SUP	4,220	0	4,220	6.59	633.00	3,580.41	15.2%
01111013 5690 OTHER SUPPLIES	1,720	0	1,720	.00	258.00	1,462.00	15.0%
TOTAL SCIENCE	386,879	0	386,879	12,938.06	324,267.71	49,673.23	87.2%
1014 SOCIAL STUDIES							
01111014 5111 CERTIFIED SALARIE	336,847	0	336,847	14,180.33	322,666.61	.06	100.0%
01111014 5611 INSTRUCTIONAL SUP	3,314	0	3,314	.00	1,097.00	2,217.00	33.1%
01111014 5641 TEXTBOOKS	1,398	0	1,398	.00	1,383.90	14.10	99.0%
01111014 5810 DUES & FEES	120	0	120	.00	.00	120.00	.0%
TOTAL SOCIAL STUDIES	341,679	0	341,679	14,180.33	325,147.51	2,351.16	99.3%
1015 STEM INITIATIVES							
01111015 5611 INSTRUCTIONAL SUP	2,192	0	2,192	.00	329.00	1,863.00	15.0%
01111015 5810 DUES & FEES	550	0	550	.00	83.00	467.00	15.1%
TOTAL STEM INITIATIVES	2,742	0	2,742	.00	412.00	2,330.00	15.0%
1016 READING							
01111016 5111 CERTIFIED SALARIE	262,277	0	262,277	10,257.89	256,447.19	-4,428.08	101.7%
01111016 5611 INSTRUCTIONAL SUP	940	0	940	.00	141.00	799.00	15.0%
01111016 5641 TEXTBOOKS	1,430	0	1,430	.00	215.00	1,215.00	15.0%
01111016 5690 OTHER SUPPLIES	839	0	839	.00	126.00	713.00	15.0%
01111016 5810 DUES & FEES	168	0	168	.00	.00	168.00	.0%
TOTAL READING	265,654	0	265,654	10,257.89	256,929.19	-1,533.08	100.6%
1027 COVERAGE							
01111027 5111 CERTIFIED SALARIE	25,435	0	25,435	.00	.00	25,435.00	.0%
TOTAL COVERAGE	25,435	0	25,435	.00	.00	25,435.00	.0%

FOR 2021 99

ACCOUNTS FOR: 1 General Fund	ORIGINAL APPROP	TRANFRS/ ADJSTMTS	REVISED BUDGET	YTD EXPENDED	ENCUMBRANCES	AVAILABLE BUDGET	PCT USED
1200 RESOURCE PROGRAMS							
01121200 5111 CERTIFIED SALARIE	239,268	0	239,268	10,369.04	226,899.02	1,999.94	99.2%
01121200 5112 CLASSIFIED SALARI	55,036	0	55,036	.00	198,241.81	-143,205.81	360.2%
TOTAL RESOURCE PROGRAMS	294,304	0	294,304	10,369.04	425,140.83	-141,205.87	148.0%
2110 SOCIAL WORK SERVICES							
01132110 5111 CERTIFIED SALARIE	0	0	0	1,440.25	30,245.25	-31,685.50	100.0%
TOTAL SOCIAL WORK SERVICES	0	0	0	1,440.25	30,245.25	-31,685.50	100.0%
2120 COUNSELING SERVICES							
01132120 5111 CERTIFIED SALARIE	157,471	0	157,471	6,056.57	151,414.25	.18	100.0%
01132120 5112 CLASSIFIED SALARI	39,885	0	39,885	695.80	.00	39,189.20	1.7%
01132120 5330 OTHER PROFESSIONA	1,662	0	1,662	.00	249.00	1,413.00	15.0%
01132120 5590 OTHER PURCHASED S	835	0	835	.00	125.00	710.00	15.0%
01132120 5611 INSTRUCTIONAL SUP	420	0	420	.00	63.00	357.00	15.0%
01132120 5690 OTHER SUPPLIES	1,150	0	1,150	.00	173.00	977.00	15.0%
01132120 5810 DUES & FEES	300	0	300	.00	.00	300.00	.0%
TOTAL COUNSELING SERVICES	201,723	0	201,723	6,752.37	152,024.25	42,946.38	78.7%
2130 MEDICAL SERVICES							
01132130 5112 CLASSIFIED SALARI	64,716	0	64,716	331.88	64,383.75	.37	100.0%
01132130 5330 OTHER PROFESSIONA	33	0	33	.00	.00	33.00	.0%
01132130 5581 TRAVEL - CONFEREN	140	0	140	.00	.00	140.00	.0%
01132130 5690 OTHER SUPPLIES	1,892	0	1,892	.00	284.00	1,608.00	15.0%
01132130 5810 DUES & FEES	140	0	140	.00	.00	140.00	.0%
TOTAL MEDICAL SERVICES	66,921	0	66,921	331.88	64,667.75	1,921.37	97.1%
2140 PSYCHOLOGICAL SERVICES							
01132140 5111 CERTIFIED SALARIE	57,692	0	57,692	2,218.92	55,473.00	.08	100.0%

FOR 2021 99

ACCOUNTS FOR: 1 General Fund	ORIGINAL APPROP	TRANFRS/ ADJSTMTS	REVISED BUDGET	YTD EXPENDED	ENCUMBRANCES	AVAILABLE BUDGET	PCT USED
TOTAL PSYCHOLOGICAL SERVICES	57,692	0	57,692	2,218.92	55,473.00	.08	100.0%
2150 SPEECH & LANGUAGE							
01122150 5111 CERTIFIED SALARIE	0	0	0	1,066.77	26,669.25	-27,736.02	100.0%
TOTAL SPEECH & LANGUAGE	0	0	0	1,066.77	26,669.25	-27,736.02	100.0%
2219 GENERAL INSTRUCTION							
01142219 5611 INSTRUCTIONAL SUP	5,381	0	5,381	.00	1,272.00	4,109.00	23.6%
01142219 5690 OTHER SUPPLIES	4,259	0	4,259	749.49	639.00	2,870.51	32.6%
TOTAL GENERAL INSTRUCTION	9,640	0	9,640	749.49	1,911.00	6,979.51	27.6%
2220 MEDIA CENTER							
01132220 5111 CERTIFIED SALARIE	98,149	0	98,149	3,774.96	94,374.00	.04	100.0%
01132220 5112 CLASSIFIED SALARI	39,885	0	39,885	1,565.55	.00	38,319.45	3.9%
01132220 5330 OTHER PROFESSIONA	568	0	568	.00	85.00	483.00	15.0%
01132220 5611 INSTRUCTIONAL SUP	1,100	0	1,100	.00	165.00	935.00	15.0%
01132220 5642 LIBRARY BOOKS & P	4,900	0	4,900	.00	1,754.97	3,145.03	35.8%
01132220 5690 OTHER SUPPLIES	3,200	0	3,200	.00	480.00	2,720.00	15.0%
TOTAL MEDIA CENTER	147,802	0	147,802	5,340.51	96,858.97	45,602.52	69.1%
2400 PRINCIPAL SERVICES							
01132400 5111 CERTIFIED SALARIE	352,500	0	352,500	48,131.39	36,128.45	268,240.16	23.9%
01132400 5112 CLASSIFIED SALARI	236,746	0	236,746	12,012.01	131,648.72	93,085.27	60.7%
01132400 5330 OTHER PROFESSIONA	5,968	0	5,968	.00	895.00	5,073.00	15.0%
01132400 5420 REPAIRS,MAINTENAN	502	0	502	.00	75.00	427.00	14.9%
01132400 5440 RENTALS-LAND,BLDG	2,578	0	2,578	327.84	1,370.52	879.64	65.9%
01132400 5550 COMMUNICATIONS: T	1,000	0	1,000	.00	210.00	790.00	21.0%
01132400 5580 STAFF TRAVEL	650	0	650	.00	98.00	552.00	15.1%

FOR 2021 99

ACCOUNTS FOR: 1 General Fund	ORIGINAL APPROP	TRANFRS/ ADJSTMTS	REVISED BUDGET	YTD EXPENDED	ENCUMBRANCES	AVAILABLE BUDGET	PCT USED
01132400 5581 TRAVEL - CONFEREN	3,560	0	3,560	.00	534.00	3,026.00	15.0%
01132400 5590 OTHER PURCHASED S	3,429	0	3,429	464.97	514.00	2,450.03	28.5%
01132400 5690 OTHER SUPPLIES	1,977	0	1,977	.00	297.00	1,680.00	15.0%
01132400 5810 DUES & FEES	2,276	0	2,276	675.00	341.00	1,260.00	44.6%
TOTAL PRINCIPAL SERVICES	611,186	0	611,186	61,611.21	172,111.69	377,463.10	38.2%
2600 BUILDING OPERS & MAINT							
01142600 5112 CLASSIFIED SALARI	200,775	0	200,775	25,591.94	.00	175,183.06	12.7%
01142600 5410 UTILITIES, EXCLUD	109,534	0	109,534	19,193.69	90,340.31	.00	100.0%
01142600 5420 REPAIRS,MAINTENAN	95,414	0	95,414	8,374.93	60,665.49	26,373.58	72.4%
01142600 5440 RENTALS-LAND,BLDG	750	0	750	.00	113.00	637.00	15.1%
01142600 5613 MAINTENANCE/CUSTO	57,726	0	57,726	1,221.56	28,686.40	27,818.04	51.8%
01142600 5620 OIL USED FOR HEAT	41,700	0	41,700	.00	41,700.00	.00	100.0%
01142600 5715 IMPROVEMENTS TO B	19,500	0	19,500	.00	2,925.00	16,575.00	15.0%
TOTAL BUILDING OPERS & MAINT	525,399	0	525,399	54,382.12	224,430.20	246,586.68	53.1%
2601 SUMMER WORK							
01152601 5111 CERTIFIED SALARIE	28,860	0	28,860	952.43	.00	27,907.57	3.3%
TOTAL SUMMER WORK	28,860	0	28,860	952.43	.00	27,907.57	3.3%
2700 TRANSPORTATION							
01142700 5510 PUPIL TRANSPORTAT	3,552	0	3,552	.00	533.00	3,019.00	15.0%
TOTAL TRANSPORTATION	3,552	0	3,552	.00	533.00	3,019.00	15.0%
3201 STUDENT ACTIVITIES							
01113201 5111 CERTIFIED SALARIE	37,336	0	37,336	.00	.00	37,336.00	.0%
01113201 5690 OTHER SUPPLIES	630	0	630	.00	95.00	535.00	15.1%
TOTAL STUDENT ACTIVITIES	37,966	0	37,966	.00	95.00	37,871.00	.3%

FOR 2021 99

ACCOUNTS FOR: 1 General Fund	ORIGINAL APPROP	TRANFRS/ ADJSTMTS	REVISED BUDGET	YTD EXPENDED	ENCUMBRANCES	AVAILABLE BUDGET	PCT USED
3202 INTERSCHOLASTIC SPORTS							
01113202 5111 CERTIFIED SALARIE	39,054	0	39,054	.00	14,689.00	24,365.00	37.6%
01113202 5330 OTHER PROFESSIONA	6,244	0	6,244	.00	2,937.00	3,307.00	47.0%
01113202 5420 REPAIRS,MAINTENAN	1,500	0	1,500	.00	225.00	1,275.00	15.0%
01113202 5510 PUPIL TRANSPORTAT	17,042	0	17,042	.00	16,556.00	486.00	97.1%
01113202 5590 OTHER PURCHASED S	400	0	400	22.66	377.34	.00	100.0%
01113202 5690 OTHER SUPPLIES	12,685	0	12,685	.00	1,903.00	10,782.00	15.0%
01113202 5810 DUES & FEES	500	0	500	.00	465.00	35.00	93.0%
TOTAL INTERSCHOLASTIC SPORTS	77,425	0	77,425	22.66	37,152.34	40,250.00	48.0%
TOTAL AMITY MIDDLE SCHOOL - BETHANY	4,726,085	0	4,726,085	243,319.20	3,679,152.17	803,613.63	83.0%

FOR 2021 99

ACCOUNTS FOR: 1 General Fund	ORIGINAL APPROP	TRANFRS/ ADJSTMTS	REVISED BUDGET	YTD EXPENDED	ENCUMBRANCES	AVAILABLE BUDGET	PCT USED
02 AMITY MIDDLE SCHOOL - ORANGE							
1001 ART							
02111001 5111 CERTIFIED SALARIE	85,595	0	85,595	3,292.12	82,303.00	-.12	100.0%
02111001 5611 INSTRUCTIONAL SUP	3,750	0	3,750	.00	1,440.93	2,309.07	38.4%
TOTAL ART	89,345	0	89,345	3,292.12	83,743.93	2,308.95	97.4%
1005 ENGLISH							
02111005 5111 CERTIFIED SALARIE	292,069	0	292,069	11,878.21	280,191.05	-.26	100.0%
02111005 5611 INSTRUCTIONAL SUP	4,806	0	4,806	.00	3,111.25	1,694.75	64.7%
02111005 5641 TEXTBOOKS	10,428	0	10,428	3,900.00	5,400.00	1,128.00	89.2%
TOTAL ENGLISH	307,303	0	307,303	15,778.21	288,702.30	2,822.49	99.1%
1006 WORLD LANGUAGE							
02111006 5111 CERTIFIED SALARIE	334,624	0	334,624	13,210.75	324,004.45	-2,591.20	100.8%
02111006 5611 INSTRUCTIONAL SUP	7,974	0	7,974	.00	1,380.54	6,593.46	17.3%
02111006 5810 DUES & FEES	500	0	500	.00	75.00	425.00	15.0%
TOTAL WORLD LANGUAGE	343,098	0	343,098	13,210.75	325,459.99	4,427.26	98.7%
1007 FAM/CONS SCIENCE (MS-HEALTH)							
02111007 5111 CERTIFIED SALARIE	62,645	0	62,645	2,409.42	60,235.50	.08	100.0%
02111007 5611 INSTRUCTIONAL SUP	702	0	702	.00	105.00	597.00	15.0%
TOTAL FAM/CONS SCIENCE (MS-HEALTH)	63,347	0	63,347	2,409.42	60,340.50	597.08	99.1%
1008 CAREER & TECHNOLOGY EDUCATION							
02111008 5111 CERTIFIED SALARIE	92,203	0	92,203	3,546.27	88,656.75	-.02	100.0%

FOR 2021 99

ACCOUNTS FOR: 1 General Fund	ORIGINAL APPROP	TRANFRS/ ADJSTMTS	REVISED BUDGET	YTD EXPENDED	ENCUMBRANCES	AVAILABLE BUDGET	PCT USED
02111008 5420 REPAIRS,MAINTENAN	500	0	500	.00	75.00	425.00	15.0%
02111008 5611 INSTRUCTIONAL SUP	8,014	0	8,014	.00	1,202.00	6,812.00	15.0%
02111008 5810 DUES & FEES	200	0	200	.00	.00	200.00	.0%
TOTAL CAREER & TECHNOLOGY EDUCATION	100,917	0	100,917	3,546.27	89,933.75	7,436.98	92.6%
1009 MATHEMATICS							
02111009 5111 CERTIFIED SALARIE	305,088	0	305,088	12,302.01	290,786.05	1,999.94	99.3%
02111009 5611 INSTRUCTIONAL SUP	3,418	0	3,418	.00	513.00	2,905.00	15.0%
02111009 5690 OTHER SUPPLIES	476	0	476	.00	71.00	405.00	14.9%
TOTAL MATHEMATICS	308,982	0	308,982	12,302.01	291,370.05	5,309.94	98.3%
1010 MUSIC							
02111010 5111 CERTIFIED SALARIE	112,017	0	112,017	4,478.66	111,966.44	-4,428.10	104.0%
02111010 5330 OTHER PROFESSIONA	2,000	0	2,000	.00	300.00	1,700.00	15.0%
02111010 5420 REPAIRS,MAINTENAN	4,200	0	4,200	685.00	1,960.00	1,555.00	63.0%
02111010 5611 INSTRUCTIONAL SUP	6,363	0	6,363	.00	954.00	5,409.00	15.0%
02111010 5810 DUES & FEES	725	0	725	.00	109.00	616.00	15.0%
TOTAL MUSIC	125,305	0	125,305	5,163.66	115,289.44	4,851.90	96.1%
1011 PHYSICAL EDUCATION							
02111011 5111 CERTIFIED SALARIE	151,673	0	151,673	5,833.58	145,839.50	-.08	100.0%
02111011 5420 REPAIRS,MAINTENAN	400	0	400	.00	60.00	340.00	15.0%
02111011 5611 INSTRUCTIONAL SUP	3,765	0	3,765	.00	565.00	3,200.00	15.0%
TOTAL PHYSICAL EDUCATION	155,838	0	155,838	5,833.58	146,464.50	3,539.92	97.7%
1013 SCIENCE							
02111013 5111 CERTIFIED SALARIE	334,667	0	334,667	14,459.23	318,208.15	1,999.62	99.4%
02111013 5611 INSTRUCTIONAL SUP	7,404	0	7,404	2,623.96	3,361.85	1,418.19	80.8%

FOR 2021 99

ACCOUNTS FOR: 1 General Fund	ORIGINAL APPROP	TRANFRS/ ADJSTMTS	REVISED BUDGET	YTD EXPENDED	ENCUMBRANCES	AVAILABLE BUDGET	PCT USED
02111013 5690 OTHER SUPPLIES	961	0	961	473.98	177.65	309.37	67.8%
TOTAL SCIENCE	343,032	0	343,032	17,557.17	321,747.65	3,727.18	98.9%
1014 SOCIAL STUDIES							
02111014 5111 CERTIFIED SALARIE	341,719	0	341,719	14,509.18	338,763.88	-11,554.06	103.4%
02111014 5611 INSTRUCTIONAL SUP	5,458	0	5,458	.00	819.00	4,639.00	15.0%
TOTAL SOCIAL STUDIES	347,177	0	347,177	14,509.18	339,582.88	-6,915.06	102.0%
1015 STEM INITIATIVES							
02111015 5611 INSTRUCTIONAL SUP	619	0	619	.00	93.00	526.00	15.0%
TOTAL STEM INITIATIVES	619	0	619	.00	93.00	526.00	15.0%
1016 READING							
02111016 5111 CERTIFIED SALARIE	268,127	0	268,127	10,965.95	259,375.05	-2,214.00	100.8%
02111016 5611 INSTRUCTIONAL SUP	2,402	0	2,402	.00	360.00	2,042.00	15.0%
02111016 5690 OTHER SUPPLIES	1,399	0	1,399	.00	210.00	1,189.00	15.0%
TOTAL READING	271,928	0	271,928	10,965.95	259,945.05	1,017.00	99.6%
1027 COVERAGE							
02111027 5111 CERTIFIED SALARIE	12,005	0	12,005	.00	.00	12,005.00	.0%
TOTAL COVERAGE	12,005	0	12,005	.00	.00	12,005.00	.0%
1200 RESOURCE PROGRAMS							
02121200 5111 CERTIFIED SALARIE	249,516	0	249,516	6,050.50	151,262.50	92,203.00	63.0%

FOR 2021 99

ACCOUNTS FOR: 1 General Fund	ORIGINAL APPROP	TRANFRS/ ADJSTMTS	REVISED BUDGET	YTD EXPENDED	ENCUMBRANCES	AVAILABLE BUDGET	PCT USED
02121200 5112 CLASSIFIED SALARI	110,072	0	110,072	.00	130,740.48	-20,668.48	118.8%
TOTAL RESOURCE PROGRAMS	359,588	0	359,588	6,050.50	282,002.98	71,534.52	80.1%
2110 SOCIAL WORK SERVICES							
02132110 5111 CERTIFIED SALARIE	0	0	0	1,440.25	30,245.25	-31,685.50	100.0%
TOTAL SOCIAL WORK SERVICES	0	0	0	1,440.25	30,245.25	-31,685.50	100.0%
2120 COUNSELING SERVICES							
02132120 5111 CERTIFIED SALARIE	195,244	0	195,244	8,108.14	185,135.86	2,000.00	99.0%
02132120 5112 CLASSIFIED SALARI	39,885	0	39,885	2,398.03	.00	37,486.97	6.0%
02132120 5330 OTHER PROFESSIONA	2,300	0	2,300	.00	345.00	1,955.00	15.0%
02132120 5581 TRAVEL - CONFEREN	150	0	150	.00	.00	150.00	.0%
02132120 5590 OTHER PURCHASED S	500	0	500	.00	75.00	425.00	15.0%
02132120 5611 INSTRUCTIONAL SUP	700	0	700	.00	605.00	95.00	86.4%
02132120 5690 OTHER SUPPLIES	750	0	750	128.77	113.00	508.23	32.2%
TOTAL COUNSELING SERVICES	239,529	0	239,529	10,634.94	186,273.86	42,620.20	82.2%
2130 MEDICAL SERVICES							
02132130 5112 CLASSIFIED SALARI	64,716	0	64,716	.00	64,715.63	.37	100.0%
02132130 5330 OTHER PROFESSIONA	80	0	80	.00	.00	80.00	.0%
02132130 5690 OTHER SUPPLIES	1,600	0	1,600	.00	240.00	1,360.00	15.0%
02132130 5810 DUES & FEES	140	0	140	.00	.00	140.00	.0%
TOTAL MEDICAL SERVICES	66,536	0	66,536	.00	64,955.63	1,580.37	97.6%
2140 PSYCHOLOGICAL SERVICES							
02132140 5111 CERTIFIED SALARIE	99,655	0	99,655	3,832.88	95,822.00	.12	100.0%
TOTAL PSYCHOLOGICAL SERVICES	99,655	0	99,655	3,832.88	95,822.00	.12	100.0%
2150 SPEECH & LANGUAGE							

FOR 2021 99

ACCOUNTS FOR: 1 General Fund	ORIGINAL APPROP	TRANFRS/ ADJSTMTS	REVISED BUDGET	YTD EXPENDED	ENCUMBRANCES	AVAILABLE BUDGET	PCT USED
02 AMITY MIDDLE SCHOOL - ORANGE							
02122150 5111 CERTIFIED SALARIE	55,472	0	55,472	1,066.77	26,669.25	27,735.98	50.0%
TOTAL SPEECH & LANGUAGE	55,472	0	55,472	1,066.77	26,669.25	27,735.98	50.0%
2219 GENERAL INSTRUCTION							
02142219 5611 INSTRUCTIONAL SUP	11,546	0	11,546	253.45	2,197.00	9,095.55	21.2%
TOTAL GENERAL INSTRUCTION	11,546	0	11,546	253.45	2,197.00	9,095.55	21.2%
2220 MEDIA CENTER							
02132220 5111 CERTIFIED SALARIE	87,012	0	87,012	3,431.77	85,794.35	-2,214.12	102.5%
02132220 5112 CLASSIFIED SALARI	39,885	0	39,885	991.62	.00	38,893.38	2.5%
02132220 5330 OTHER PROFESSIONA	1,400	0	1,400	.00	210.00	1,190.00	15.0%
02132220 5611 INSTRUCTIONAL SUP	1,100	0	1,100	.00	212.90	887.10	19.4%
02132220 5642 LIBRARY BOOKS & P	5,865	0	5,865	.00	5,865.00	.00	100.0%
02132220 5690 OTHER SUPPLIES	2,885	0	2,885	435.59	433.00	2,016.41	30.1%
TOTAL MEDIA CENTER	138,147	0	138,147	4,858.98	92,515.25	40,772.77	70.5%
2400 PRINCIPAL SERVICES							
02132400 5111 CERTIFIED SALARIE	351,000	0	351,000	47,505.78	25,453.26	278,040.96	20.8%
02132400 5112 CLASSIFIED SALARI	210,600	0	210,600	12,012.01	92,336.72	106,251.27	49.5%
02132400 5330 OTHER PROFESSIONA	7,300	0	7,300	73.85	2,301.00	4,925.15	32.5%
02132400 5420 REPAIRS,MAINTENAN	500	0	500	.00	75.00	425.00	15.0%
02132400 5440 RENTALS-LAND,BLDG	2,912	0	2,912	.00	437.00	2,475.00	15.0%
02132400 5550 COMMUNICATIONS: T	1,330	0	1,330	.00	200.00	1,130.00	15.0%
02132400 5580 STAFF TRAVEL	1,400	0	1,400	85.19	210.00	1,104.81	21.1%
02132400 5581 TRAVEL - CONFEREN	3,180	0	3,180	.00	477.00	2,703.00	15.0%
02132400 5590 OTHER PURCHASED S	4,455	0	4,455	.00	668.00	3,787.00	15.0%
02132400 5690 OTHER SUPPLIES	1,805	0	1,805	170.15	555.86	1,078.99	40.2%
02132400 5810 DUES & FEES	3,088	0	3,088	675.00	463.00	1,950.00	36.9%
TOTAL PRINCIPAL SERVICES	587,570	0	587,570	60,521.98	123,176.84	403,871.18	31.3%
2600 BUILDING OPERS & MAINT							

FOR 2021 99

ACCOUNTS FOR: 1 General Fund	ORIGINAL APPROP	TRANFRS/ ADJSTMTS	REVISED BUDGET	YTD EXPENDED	ENCUMBRANCES	AVAILABLE BUDGET	PCT USED
02 AMITY MIDDLE SCHOOL - ORANGE							
02142600 5112 CLASSIFIED SALARI	205,536	0	205,536	25,465.92	.00	180,070.08	12.4%
02142600 5410 UTILITIES, EXCLUD	119,645	0	119,645	20,446.02	99,198.98	.00	100.0%
02142600 5420 REPAIRS,MAINTENAN	87,503	0	87,503	14,251.04	52,351.32	20,900.64	76.1%
02142600 5613 MAINTENANCE/CUSTO	53,226	0	53,226	1,421.60	26,360.76	25,443.64	52.2%
02142600 5620 OIL USED FOR HEAT	500	0	500	.00	500.00	.00	100.0%
02142600 5621 NATURAL GAS	25,257	0	25,257	1,301.88	23,955.12	.00	100.0%
TOTAL BUILDING OPERS & MAINT	491,667	0	491,667	62,886.46	202,366.18	226,414.36	53.9%
2601 SUMMER WORK							
02152601 5111 CERTIFIED SALARIE	33,795	0	33,795	2,441.04	.00	31,353.96	7.2%
TOTAL SUMMER WORK	33,795	0	33,795	2,441.04	.00	31,353.96	7.2%
2700 TRANSPORTATION							
02142700 5510 PUPIL TRANSPORTAT	3,000	0	3,000	.00	450.00	2,550.00	15.0%
TOTAL TRANSPORTATION	3,000	0	3,000	.00	450.00	2,550.00	15.0%
3201 STUDENT ACTIVITIES							
02113201 5111 CERTIFIED SALARIE	34,552	0	34,552	.00	.00	34,552.00	.0%
02113201 5690 OTHER SUPPLIES	800	0	800	.00	120.00	680.00	15.0%
TOTAL STUDENT ACTIVITIES	35,352	0	35,352	.00	120.00	35,232.00	.3%
3202 INTERSCHOLASTIC SPORTS							
02113202 5111 CERTIFIED SALARIE	39,054	0	39,054	.00	3,494.00	35,560.00	8.9%
02113202 5330 OTHER PROFESSIONA	5,754	0	5,754	.00	2,863.00	2,891.00	49.8%
02113202 5420 REPAIRS,MAINTENAN	1,500	0	1,500	.00	225.00	1,275.00	15.0%
02113202 5440 RENTALS-LAND,BLDG	960	150	1,110	240.00	828.00	42.00	96.2%

FOR 2021 99

ACCOUNTS FOR: 1 General Fund	ORIGINAL APPROP	TRANFRS/ ADJSTMTS	REVISED BUDGET	YTD EXPENDED	ENCUMBRANCES	AVAILABLE BUDGET	PCT USED
02113202 5510 PUPIL TRANSPORTAT	17,042	0	17,042	.00	17,042.00	.00	100.0%
02113202 5590 OTHER PURCHASED S	400	0	400	22.67	377.33	.00	100.0%
02113202 5690 OTHER SUPPLIES	12,785	0	12,785	.00	1,918.00	10,867.00	15.0%
02113202 5810 DUES & FEES	400	0	400	.00	390.00	10.00	97.5%
TOTAL INTERSCHOLASTIC SPORTS	77,895	150	78,045	262.67	27,137.33	50,645.00	35.1%
TOTAL AMITY MIDDLE SCHOOL - ORANGE	4,668,648	150	4,668,798	258,818.24	3,456,604.61	953,375.15	79.6%

FOR 2021 99

ACCOUNTS FOR: 1 General Fund	ORIGINAL APPROP	TRANFRS/ ADJSTMTS	REVISED BUDGET	YTD EXPENDED	ENCUMBRANCES	AVAILABLE BUDGET	PCT USED
03 AMITY HIGH SCHOOL							
1001 ART							
03111001 5111 CERTIFIED SALARIE	425,369	0	425,369	15,720.03	376,236.50	33,412.47	92.1%
03111001 5581 TRAVEL - CONFEREN	500	0	500	.00	75.00	425.00	15.0%
03111001 5611 INSTRUCTIONAL SUP	23,882	0	23,882	-64.60	11,384.06	12,562.54	47.4%
03111001 5730 EQUIPMENT - NEW	1,000	0	1,000	.00	150.00	850.00	15.0%
03111001 5810 DUES & FEES	500	0	500	.00	75.00	425.00	15.0%
TOTAL ART	451,251	0	451,251	15,655.43	387,920.56	47,675.01	89.4%
1003 BUSINESS EDUCATION							
03111003 5111 CERTIFIED SALARIE	169,340	0	169,340	6,513.08	162,827.00	-.08	100.0%
03111003 5581 TRAVEL - CONFEREN	100	0	100	.00	.00	100.00	.0%
03111003 5611 INSTRUCTIONAL SUP	1,279	0	1,279	.00	212.40	1,066.60	16.6%
03111003 5810 DUES & FEES	750	0	750	.00	113.00	637.00	15.1%
TOTAL BUSINESS EDUCATION	171,469	0	171,469	6,513.08	163,152.40	1,803.52	98.9%
1005 ENGLISH							
03111005 5111 CERTIFIED SALARIE	1,174,681	0	1,174,681	48,685.00	1,125,991.75	4.25	100.0%
03111005 5611 INSTRUCTIONAL SUP	300	0	300	.00	78.85	221.15	26.3%
03111005 5641 TEXTBOOKS	7,400	0	7,400	.00	1,865.15	5,534.85	25.2%
03111005 5810 DUES & FEES	620	0	620	.00	93.00	527.00	15.0%
TOTAL ENGLISH	1,183,001	0	1,183,001	48,685.00	1,128,028.75	6,287.25	99.5%
1006 WORLD LANGUAGE							
03111006 5111 CERTIFIED SALARIE	1,120,818	0	1,120,818	46,854.96	1,073,665.59	297.45	100.0%
03111006 5611 INSTRUCTIONAL SUP	2,500	0	2,500	.00	1,320.00	1,180.00	52.8%
03111006 5641 TEXTBOOKS	2,000	0	2,000	.00	1,087.50	912.50	54.4%

FOR 2021 99

ACCOUNTS FOR: 1 General Fund	ORIGINAL APPROP	TRANFRS/ ADJSTMTS	REVISED BUDGET	YTD EXPENDED	ENCUMBRANCES	AVAILABLE BUDGET	PCT USED
03111006 5810 DUES & FEES	1,759	0	1,759	.00	264.00	1,495.00	15.0%
TOTAL WORLD LANGUAGE	1,127,077	0	1,127,077	46,854.96	1,076,337.09	3,884.95	99.7%
1007 FAM/CONS SCIENCE (MS-HEALTH)							
03111007 5111 CERTIFIED SALARIE	336,911	0	336,911	13,620.13	323,290.89	-.02	100.0%
03111007 5611 INSTRUCTIONAL SUP	26,691	0	26,691	.00	19,034.60	7,656.40	71.3%
TOTAL FAM/CONS SCIENCE (MS-HEALTH)	363,602	0	363,602	13,620.13	342,325.49	7,656.38	97.9%
1008 CAREER & TECHNOLOGY EDUCATION							
03111008 5111 CERTIFIED SALARIE	398,687	0	398,687	18,993.44	382,051.08	-2,357.52	100.6%
03111008 5420 REPAIRS,MAINTENAN	1,100	0	1,100	.00	165.00	935.00	15.0%
03111008 5611 INSTRUCTIONAL SUP	25,779	0	25,779	195.84	8,207.80	17,375.36	32.6%
03111008 5690 OTHER SUPPLIES	1,400	0	1,400	.00	1,400.00	.00	100.0%
TOTAL CAREER & TECHNOLOGY EDUCATION	426,966	0	426,966	19,189.28	391,823.88	15,952.84	96.3%
1009 MATHEMATICS							
03111009 5111 CERTIFIED SALARIE	1,364,440	0	1,364,440	57,332.55	1,328,083.94	-20,976.49	101.5%
03111009 5611 INSTRUCTIONAL SUP	8,250	0	8,250	.00	1,413.84	6,836.16	17.1%
03111009 5641 TEXTBOOKS	8,249	0	8,249	784.70	1,237.00	6,227.30	24.5%
03111009 5810 DUES & FEES	400	0	400	.00	60.00	340.00	15.0%
TOTAL MATHEMATICS	1,381,339	0	1,381,339	58,117.25	1,330,794.78	-7,573.03	100.5%
1010 MUSIC							
03111010 5111 CERTIFIED SALARIE	241,915	0	241,915	9,304.43	232,610.75	-.18	100.0%
03111010 5330 OTHER PROFESSIONA	3,495	0	3,495	.00	524.00	2,971.00	15.0%
03111010 5420 REPAIRS,MAINTENAN	5,170	0	5,170	.00	776.00	4,394.00	15.0%
03111010 5611 INSTRUCTIONAL SUP	10,416	0	10,416	.00	1,562.00	8,854.00	15.0%
03111010 5810 DUES & FEES	1,115	0	1,115	.00	167.00	948.00	15.0%

FOR 2021 99

ACCOUNTS FOR: 1 General Fund	ORIGINAL APPROP	TRANFRS/ ADJSTMTS	REVISED BUDGET	YTD EXPENDED	ENCUMBRANCES	AVAILABLE BUDGET	PCT USED
TOTAL MUSIC	262,111	0	262,111	9,304.43	235,639.75	17,166.82	93.5%
1011 PHYSICAL EDUCATION							
03111011 5111 CERTIFIED SALARIE	462,576	0	462,576	19,182.66	464,096.33	-20,702.99	104.5%
03111011 5330 OTHER PROFESSIONA	500	0	500	.00	75.00	425.00	15.0%
03111011 5611 INSTRUCTIONAL SUP	8,643	0	8,643	.00	1,296.00	7,347.00	15.0%
TOTAL PHYSICAL EDUCATION	471,719	0	471,719	19,182.66	465,467.33	-12,930.99	102.7%
1013 SCIENCE							
03111013 5111 CERTIFIED SALARIE	1,669,203	0	1,669,203	68,350.58	1,598,041.91	2,810.51	99.8%
03111013 5420 REPAIRS,MAINTENAN	1,000	0	1,000	.00	389.20	610.80	38.9%
03111013 5581 TRAVEL - CONFEREN	1,000	0	1,000	.00	150.00	850.00	15.0%
03111013 5611 INSTRUCTIONAL SUP	60,100	0	60,100	.00	9,015.00	51,085.00	15.0%
03111013 5641 TEXTBOOKS	1,500	0	1,500	.00	225.00	1,275.00	15.0%
03111013 5810 DUES & FEES	7,500	0	7,500	.00	1,125.00	6,375.00	15.0%
TOTAL SCIENCE	1,740,303	0	1,740,303	68,350.58	1,608,946.11	63,006.31	96.4%
1014 SOCIAL STUDIES							
03111014 5111 CERTIFIED SALARIE	1,360,771	0	1,360,771	55,806.62	1,304,806.87	157.51	100.0%
03111014 5611 INSTRUCTIONAL SUP	1,359	0	1,359	.00	401.80	957.20	29.6%
03111014 5641 TEXTBOOKS	15,473	0	15,473	.00	2,321.00	13,152.00	15.0%
03111014 5690 OTHER SUPPLIES	500	0	500	.00	75.00	425.00	15.0%
03111014 5810 DUES & FEES	175	0	175	148.00	20.00	7.00	96.0%
TOTAL SOCIAL STUDIES	1,378,278	0	1,378,278	55,954.62	1,307,624.67	14,698.71	98.9%
1015 STEM INITIATIVES							
03111015 5611 INSTRUCTIONAL SUP	6,950	0	6,950	.00	1,043.00	5,907.00	15.0%
03111015 5810 DUES & FEES	1,250	0	1,250	.00	188.00	1,062.00	15.0%

FOR 2021 99

ACCOUNTS FOR: 1 General Fund	ORIGINAL APPROP	TRANFRS/ ADJSTMTS	REVISED BUDGET	YTD EXPENDED	ENCUMBRANCES	AVAILABLE BUDGET	PCT USED
TOTAL STEM INITIATIVES	8,200	0	8,200	.00	1,231.00	6,969.00	15.0%
1016 READING							
03111016 5111 CERTIFIED SALARIE	182,585	0	182,585	7,022.50	175,562.50	.00	100.0%
03111016 5611 INSTRUCTIONAL SUP	5,585	0	5,585	.00	1,914.90	3,670.10	34.3%
03111016 5690 OTHER SUPPLIES	700	0	700	.00	105.00	595.00	15.0%
03111016 5810 DUES & FEES	600	0	600	.00	90.00	510.00	15.0%
TOTAL READING	189,470	0	189,470	7,022.50	177,672.40	4,775.10	97.5%
1017 THEATER							
03111017 5111 CERTIFIED SALARIE	187,935	0	187,935	9,871.75	180,706.59	-2,643.34	101.4%
03111017 5330 OTHER PROFESSIONA	357	0	357	.00	.00	357.00	.0%
03111017 5611 INSTRUCTIONAL SUP	1,000	0	1,000	.00	150.00	850.00	15.0%
TOTAL THEATER	189,292	0	189,292	9,871.75	180,856.59	-1,436.34	100.8%
1027 COVERAGE							
03111027 5111 CERTIFIED SALARIE	43,245	0	43,245	.00	.00	43,245.00	.0%
TOTAL COVERAGE	43,245	0	43,245	.00	.00	43,245.00	.0%
1200 RESOURCE PROGRAMS							
03121200 5111 CERTIFIED SALARIE	625,086	0	625,086	24,686.56	600,399.80	-.36	100.0%
03121200 5112 CLASSIFIED SALARI	198,650	0	198,650	.00	306,183.05	-107,533.05	154.1%
TOTAL RESOURCE PROGRAMS	823,736	0	823,736	24,686.56	906,582.85	-107,533.41	113.1%
1203 DPPS TRANSITION PROGRAM							
03121203 5111 CERTIFIED SALARIE	130,730	0	130,730	4,733.27	118,331.79	7,664.94	94.1%

FOR 2021 99

ACCOUNTS FOR: 1 General Fund	ORIGINAL APPROP	TRANFRS/ ADJSTMTS	REVISED BUDGET	YTD EXPENDED	ENCUMBRANCES	AVAILABLE BUDGET	PCT USED
03121203 5112 CLASSIFIED SALARI	10,867	0	10,867	.00	.00	10,867.00	.0%
03121203 5330 OTHER PROFESSIONA	17,500	0	17,500	.00	2,625.00	14,875.00	15.0%
03121203 5611 INSTRUCTIONAL SUP	1,130	0	1,130	.00	170.00	960.00	15.0%
03121203 5690 OTHER SUPPLIES	1,750	0	1,750	.00	263.00	1,487.00	15.0%
TOTAL DPPS TRANSITION PROGRAM	161,977	0	161,977	4,733.27	121,389.79	35,853.94	77.9%
2110 SOCIAL WORK SERVICES							
03132110 5111 CERTIFIED SALARIE	0	0	0	2,947.38	73,684.62	-76,632.00	100.0%
TOTAL SOCIAL WORK SERVICES	0	0	0	2,947.38	73,684.62	-76,632.00	100.0%
2120 COUNSELING SERVICES							
03132120 5111 CERTIFIED SALARIE	1,015,545	0	1,015,545	52,038.07	768,889.25	194,617.68	80.8%
03132120 5112 CLASSIFIED SALARI	218,500	0	218,500	14,910.76	76,121.27	127,467.97	41.7%
03132120 5330 OTHER PROFESSIONA	1,000	0	1,000	.00	150.00	850.00	15.0%
03132120 5581 TRAVEL - CONFEREN	1,000	0	1,000	.00	150.00	850.00	15.0%
03132120 5590 OTHER PURCHASED S	13,215	0	13,215	.00	1,982.00	11,233.00	15.0%
03132120 5611 INSTRUCTIONAL SUP	4,000	0	4,000	.00	600.00	3,400.00	15.0%
TOTAL COUNSELING SERVICES	1,253,260	0	1,253,260	66,948.83	847,892.52	338,418.65	73.0%
2130 MEDICAL SERVICES							
03132130 5112 CLASSIFIED SALARI	170,212	0	170,212	.00	168,260.64	1,951.36	98.9%
03132130 5690 OTHER SUPPLIES	1,902	0	1,902	11.88	522.84	1,367.28	28.1%
03132130 5810 DUES & FEES	200	0	200	.00	.00	200.00	.0%
TOTAL MEDICAL SERVICES	172,314	0	172,314	11.88	168,783.48	3,518.64	98.0%
2140 PSYCHOLOGICAL SERVICES							
03132140 5111 CERTIFIED SALARIE	194,559	0	194,559	10,650.42	266,260.40	-82,351.82	142.3%
TOTAL PSYCHOLOGICAL SERVICES	194,559	0	194,559	10,650.42	266,260.40	-82,351.82	142.3%

FOR 2021 99

ACCOUNTS FOR: 1 General Fund	ORIGINAL APPROP	TRANFRS/ ADJSTMTS	REVISED BUDGET	YTD EXPENDED	ENCUMBRANCES	AVAILABLE BUDGET	PCT USED
2150 SPEECH & LANGUAGE							
03122150 5111 CERTIFIED SALARIE	170,403	0	170,403	7,282.16	182,054.00	-18,933.16	111.1%
TOTAL SPEECH & LANGUAGE	170,403	0	170,403	7,282.16	182,054.00	-18,933.16	111.1%
2219 GENERAL INSTRUCTION							
03142219 5611 INSTRUCTIONAL SUP	32,072	0	32,072	465.52	7,604.20	24,002.28	25.2%
TOTAL GENERAL INSTRUCTION	32,072	0	32,072	465.52	7,604.20	24,002.28	25.2%
2220 MEDIA CENTER							
03132220 5111 CERTIFIED SALARIE	187,225	0	187,225	7,200.96	180,024.00	.04	100.0%
03132220 5112 CLASSIFIED SALARI	50,595	0	50,595	5,740.35	.00	44,854.65	11.3%
03132220 5330 OTHER PROFESSIONA	3,000	0	3,000	.00	2,000.00	1,000.00	66.7%
03132220 5611 INSTRUCTIONAL SUP	1,500	0	1,500	.00	1,000.00	500.00	66.7%
03132220 5642 LIBRARY BOOKS & P	9,450	0	9,450	1,454.36	5,412.00	2,583.64	72.7%
03132220 5690 OTHER SUPPLIES	19,250	0	19,250	19,019.76	264.00	-33.76	100.2%
03132220 5810 DUES & FEES	1,250	0	1,250	.00	745.55	504.45	59.6%
TOTAL MEDIA CENTER	272,270	0	272,270	33,415.43	189,445.55	49,409.02	81.9%
2400 PRINCIPAL SERVICES							
03132400 5111 CERTIFIED SALARIE	1,194,215	0	1,194,215	122,684.57	368,498.48	703,031.95	41.1%
03132400 5112 CLASSIFIED SALARI	432,864	0	432,864	20,024.90	137,102.31	275,736.79	36.3%
03132400 5330 OTHER PROFESSIONA	184,144	0	184,144	.00	57,440.09	126,703.91	31.2%
03132400 5420 REPAIRS,MAINTENAN	2,000	0	2,000	.00	300.00	1,700.00	15.0%
03132400 5440 RENTALS-LAND,BLDG	5,000	0	5,000	.00	750.00	4,250.00	15.0%
03132400 5550 COMMUNICATIONS: T	14,000	0	14,000	129.00	2,100.00	11,771.00	15.9%
03132400 5580 STAFF TRAVEL	4,500	0	4,500	.00	675.00	3,825.00	15.0%
03132400 5611 INSTRUCTIONAL SUP	3,000	0	3,000	.00	450.00	2,550.00	15.0%
03132400 5641 TEXTS AND DIGITAL	6,000	0	6,000	.00	900.00	5,100.00	15.0%
03132400 5690 OTHER SUPPLIES	500	0	500	.00	196.24	303.76	39.2%

FOR 2021 99

ACCOUNTS FOR: 1 General Fund	ORIGINAL APPROP	TRANFRS/ ADJSTMTS	REVISED BUDGET	YTD EXPENDED	ENCUMBRANCES	AVAILABLE BUDGET	PCT USED
03132400 5810 DUES & FEES	14,000	0	14,000	9,515.00	2,100.00	2,385.00	83.0%
TOTAL PRINCIPAL SERVICES	1,860,223	0	1,860,223	152,353.47	570,512.12	1,137,357.41	38.9%
2600 BUILDING OPERS & MAINT							
03142600 5112 CLASSIFIED SALARI	610,497	0	610,497	77,071.92	.00	533,425.08	12.6%
03142600 5410 UTILITIES, EXCLUD	480,687	0	480,687	38,461.55	441,134.57	1,090.88	99.8%
03142600 5420 REPAIRS,MAINTENAN	266,579	0	266,579	49,423.35	128,515.51	88,640.14	66.7%
03142600 5440 RENTALS-LAND,BLDG	3,575	536	4,111	360.00	3,751.00	.00	100.0%
03142600 5613 MAINTENANCE/CUSTO	118,605	-1,214	117,391	6,340.97	91,711.39	19,338.64	83.5%
03142600 5620 OIL USED FOR HEAT	500	0	500	.00	500.00	.00	100.0%
03142600 5621 NATURAL GAS	41,916	0	41,916	771.86	41,144.14	.00	100.0%
03142600 5715 IMPROVEMENTS TO B	36,440	0	36,440	.00	21,906.00	14,534.00	60.1%
TOTAL BUILDING OPERS & MAINT	1,558,799	-678	1,558,121	172,429.65	728,662.61	657,028.74	57.8%
2601 SUMMER WORK							
03152601 5111 CERTIFIED SALARIE	75,033	0	75,033	72,799.99	.00	2,233.01	97.0%
TOTAL SUMMER WORK	75,033	0	75,033	72,799.99	.00	2,233.01	97.0%
2700 TRANSPORTATION							
03142700 5510 PUPIL TRANSPORTAT	35,000	0	35,000	.00	5,250.00	29,750.00	15.0%
TOTAL TRANSPORTATION	35,000	0	35,000	.00	5,250.00	29,750.00	15.0%
3201 STUDENT ACTIVITIES							
03113201 5111 CERTIFIED SALARIE	156,499	0	156,499	.00	2,729.00	153,770.00	1.7%
TOTAL STUDENT ACTIVITIES	156,499	0	156,499	.00	2,729.00	153,770.00	1.7%
3202 INTERSCHOLASTIC SPORTS							
03113202 5111 CERTIFIED SALARIE	408,087	0	408,087	.00	5,119.00	402,968.00	1.3%

FOR 2021 99

ACCOUNTS FOR: 1 General Fund	ORIGINAL APPROP	TRANFRS/ ADJSTMTS	REVISED BUDGET	YTD EXPENDED	ENCUMBRANCES	AVAILABLE BUDGET	PCT USED
03113202 5330 OTHER PROFESSIONA	198,758	0	198,758	875.00	149,447.00	48,436.00	75.6%
03113202 5420 REPAIRS,MAINTENAN	33,886	0	33,886	235.00	14,083.00	19,568.00	42.3%
03113202 5440 RENTALS-LAND,BLDG	77,859	-150	77,709	1,270.00	63,039.00	13,400.00	82.8%
03113202 5510 PUPIL TRANSPORTAT	174,657	0	174,657	.00	174,657.00	.00	100.0%
03113202 5590 OTHER PURCHASED S	5,760	0	5,760	224.91	2,759.33	2,775.76	51.8%
03113202 5690 OTHER SUPPLIES	102,144	0	102,144	2,368.09	27,147.97	72,627.94	28.9%
03113202 5810 DUES & FEES	34,374	0	34,374	1,075.00	11,890.35	21,408.65	37.7%
TOTAL INTERSCHOLASTIC SPORTS	1,035,525	-150	1,035,375	6,048.00	448,142.65	581,184.35	43.9%
TOTAL AMITY HIGH SCHOOL	17,188,993	-828	17,188,165	933,094.23	13,316,814.59	2,938,256.18	82.9%

FOR 2021 99

ACCOUNTS FOR: 1 General Fund	ORIGINAL APPROP	TRANFRS/ ADJSTMTS	REVISED BUDGET	YTD EXPENDED	ENCUMBRANCES	AVAILABLE BUDGET	PCT USED
04 PUPIL SERVICES							
1200 RESOURCE PROGRAMS							
04121200 5111 CERTIFIED SALARIE	220,076	0	220,076	26,490.59	54,283.65	139,301.76	36.7%
04121200 5112 CLASSIFIED SALARI	16,431	0	16,431	10,782.17	.00	5,648.83	65.6%
04121200 5330 OTHER PROFESSIONA	22,500	0	22,500	.00	3,375.00	19,125.00	15.0%
04121200 5581 TRAVEL - CONFEREN	1,500	0	1,500	.00	225.00	1,275.00	15.0%
04121200 5611 INSTRUCTIONAL SUP	4,655	0	4,655	94.83	938.98	3,621.19	22.2%
04121200 5690 OTHER SUPPLIES	900	0	900	280.54	488.13	131.33	85.4%
04121200 5810 DUES & FEES	150	0	150	.00	.00	150.00	.0%
TOTAL RESOURCE PROGRAMS	266,212	0	266,212	37,648.13	59,310.76	169,253.11	36.4%
1201 ALTERNATIVE SCHOOL							
04121201 5111 CERTIFIED SALARIE	283,037	0	283,037	11,484.86	269,552.28	1,999.86	99.3%
04121201 5611 INSTRUCTIONAL SUP	900	0	900	.00	135.00	765.00	15.0%
04121201 5690 OTHER SUPPLIES	675	0	675	.00	101.00	574.00	15.0%
TOTAL ALTERNATIVE SCHOOL	284,612	0	284,612	11,484.86	269,788.28	3,338.86	98.8%
1204 HOMEBOUND							
04151204 5111 CERTIFIED SALARIE	37,000	0	37,000	698.88	.00	36,301.12	1.9%
TOTAL HOMEBOUND	37,000	0	37,000	698.88	.00	36,301.12	1.9%
1206 TRANSITION ACADEMY							
04121206 5111 CERTIFIED SALARIE	92,203	0	92,203	4,191.05	88,012.05	-.10	100.0%
04121206 5112 CLASSIFIED SALARI	23,522	0	23,522	.00	23,643.75	-121.75	100.5%
04121206 5330 OTHER PROFESSIONA	2,500	0	2,500	.00	375.00	2,125.00	15.0%
04121206 5440 RENTALS-LAND,BLDG	20,000	0	20,000	.00	3,000.00	17,000.00	15.0%
04121206 5580 STAFF TRAVEL	2,000	0	2,000	.00	300.00	1,700.00	15.0%

FOR 2021 99

ACCOUNTS FOR: 1 General Fund	ORIGINAL APPROP	TRANFRS/ ADJSTMTS	REVISED BUDGET	YTD EXPENDED	ENCUMBRANCES	AVAILABLE BUDGET	PCT USED
04121206 5581 TRAVEL - CONFEREN	300	0	300	.00	.00	300.00	.0%
04121206 5611 INSTRUCTIONAL SUP	1,500	0	1,500	.00	323.20	1,176.80	21.5%
04121206 5690 OTHER SUPPLIES	1,150	0	1,150	.00	823.00	327.00	71.6%
TOTAL TRANSITION ACADEMY	143,175	0	143,175	4,191.05	116,477.00	22,506.95	84.3%
2130 MEDICAL SERVICES							
04132130 5330 OTHER PROFESSIONA	94,197	0	94,197	.00	16,481.25	77,715.75	17.5%
TOTAL MEDICAL SERVICES	94,197	0	94,197	.00	16,481.25	77,715.75	17.5%
2140 PSYCHOLOGICAL SERVICES							
04132140 5330 OTHER PROFESSIONA	42,500	0	42,500	.00	6,375.00	36,125.00	15.0%
04132140 5581 TRAVEL - CONFEREN	1,400	0	1,400	.00	210.00	1,190.00	15.0%
04132140 5611 INSTRUCTIONAL SUP	500	0	500	.00	75.00	425.00	15.0%
04132140 5810 DUES & FEES	1,260	0	1,260	1,050.00	189.00	21.00	98.3%
TOTAL PSYCHOLOGICAL SERVICES	45,660	0	45,660	1,050.00	6,849.00	37,761.00	17.3%
2150 SPEECH & LANGUAGE							
04122150 5611 INSTRUCTIONAL SUP	750	0	750	.00	113.00	637.00	15.1%
04122150 5690 OTHER SUPPLIES	150	0	150	.00	.00	150.00	.0%
TOTAL SPEECH & LANGUAGE	900	0	900	.00	113.00	787.00	12.6%
2151 HEARING IMPAIRED							
04122151 5330 OTHER PROFESSIONA	60,000	0	60,000	.00	9,000.00	51,000.00	15.0%
04122151 5420 REPAIRS,MAINTENAN	750	0	750	.00	113.00	637.00	15.1%
04122151 5690 OTHER SUPPLIES	8,500	0	8,500	.00	1,275.00	7,225.00	15.0%
TOTAL HEARING IMPAIRED	69,250	0	69,250	.00	10,388.00	58,862.00	15.0%
2190 PUPIL PERSONNEL							
04132190 5111 CERTIFIED SALARIE	159,519	0	159,519	24,541.27	.00	134,977.73	15.4%

FOR 2021 99

ACCOUNTS FOR: 1 General Fund	ORIGINAL APPROP	TRANFRS/ ADJSTMTS	REVISED BUDGET	YTD EXPENDED	ENCUMBRANCES	AVAILABLE BUDGET	PCT USED
04132190 5112 CLASSIFIED SALARI	65,885	0	65,885	7,507.52	.00	58,377.48	11.4%
04132190 5330 OTHER PROFESSIONA	170,000	0	170,000	21,496.22	25,500.00	123,003.78	27.6%
04132190 5580 STAFF TRAVEL	3,000	0	3,000	.00	450.00	2,550.00	15.0%
04132190 5581 TRAVEL - CONFEREN	1,500	0	1,500	.00	225.00	1,275.00	15.0%
04132190 5590 OTHER PURCHASED S	21,145	0	21,145	.00	3,172.00	17,973.00	15.0%
04132190 5690 OTHER SUPPLIES	3,700	0	3,700	.00	555.00	3,145.00	15.0%
04132190 5810 DUES & FEES	700	0	700	220.00	855.00	-375.00	153.6%
TOTAL PUPIL PERSONNEL	425,449	0	425,449	53,765.01	30,757.00	340,926.99	19.9%
6110 DPPS SPEC ED PUBLIC OUT							
04126110 5510 PUPIL TRANSPORTAT	269,185	0	269,185	.00	40,378.00	228,807.00	15.0%
04126110 5560 TUITION EXPENSE	770,999	0	770,999	15,693.00	100,464.00	654,842.00	15.1%
TOTAL DPPS SPEC ED PUBLIC OUT	1,040,184	0	1,040,184	15,693.00	140,842.00	883,649.00	15.0%
6111 DPPS REG ED VOAG/VOTECH OUT							
04126111 5560 TUITION EXPENSE	190,630	0	190,630	.00	.00	190,630.00	.0%
TOTAL DPPS REG ED VOAG/VOTECH OUT	190,630	0	190,630	.00	.00	190,630.00	.0%
6116 SPEC ED PUBLIC IN-DISTRICT							
04126116 5510 PUPIL TRANSPORTAT	477,780	0	477,780	.00	71,667.00	406,113.00	15.0%
TOTAL SPEC ED PUBLIC IN-DISTRICT	477,780	0	477,780	.00	71,667.00	406,113.00	15.0%
6117 DPPS REG ED PUBLIC OUT							
04126117 5560 TUITION EXPENSE	113,400	0	113,400	.00	.00	113,400.00	.0%
TOTAL DPPS REG ED PUBLIC OUT	113,400	0	113,400	.00	.00	113,400.00	.0%
6130 DPPS SPEC ED-PRIVATE OUT							
04126130 5510 PUPIL TRANSPORTAT	735,405	0	735,405	-1,030.50	151,319.80	585,115.70	20.4%

FOR 2021 99

ACCOUNTS FOR: 1 General Fund	ORIGINAL APPROP	TRANFRS/ ADJSTMTS	REVISED BUDGET	YTD EXPENDED	ENCUMBRANCES	AVAILABLE BUDGET	PCT USED
04126130 5560 TUITION EXPENSE	2,371,469	0	2,371,469	34,403.24	426,699.12	1,910,366.64	19.4%
TOTAL DPPS SPEC ED-PRIVATE OUT	3,106,874	0	3,106,874	33,372.74	578,018.92	2,495,482.34	19.7%
TOTAL PUPIL SERVICES	6,295,323	0	6,295,323	157,903.67	1,300,692.21	4,836,727.12	23.2%

FOR 2021 99

ACCOUNTS FOR: 1 General Fund	ORIGINAL APPROP	TRANFRS/ ADJSTMTS	REVISED BUDGET	YTD EXPENDED	ENCUMBRANCES	AVAILABLE BUDGET	PCT USED
05 CENTRAL ADMINISTRATION							
0000 Empty Segment							
05150000 5112 CLASSIFIED SALARI	130,939	0	130,939	.00	.00	130,939.00	.0%
05150000 5850 CONTINGENCY	150,000	0	150,000	.00	.00	150,000.00	.0%
05150000 5860 OPEB Trust	31,678	0	31,678	.00	31,678.00	.00	100.0%
TOTAL Empty Segment	312,617	0	312,617	.00	31,678.00	280,939.00	10.1%
1026 SUBSTITUTES							
05151026 5111 CERTIFIED SALARIE	347,460	0	347,460	87.36	.00	347,372.64	.0%
05151026 5112 CLASSIFIED SALARI	40,000	0	40,000	.00	.00	40,000.00	.0%
TOTAL SUBSTITUTES	387,460	0	387,460	87.36	.00	387,372.64	.0%
2212 INSTRUCTIONAL PROGRAM IMP							
05132212 5111 CERTIFIED SALARIE	215,934	0	215,934	27,341.45	.00	188,592.55	12.7%
05132212 5112 CLASSIFIED SALARI	55,278	0	55,278	6,271.65	.00	49,006.35	11.3%
05132212 5322 INSTRUCTIONAL PRO	20,100	0	20,100	.00	4,530.00	15,570.00	22.5%
05132212 5580 STAFF TRAVEL	800	0	800	.00	120.00	680.00	15.0%
05132212 5581 TRAVEL - CONFEREN	10,900	0	10,900	.00	1,635.00	9,265.00	15.0%
05132212 5590 OTHER PURCHASED S	2,500	0	2,500	.00	375.00	2,125.00	15.0%
05132212 5611 INSTRUCTIONAL SUP	13,900	0	13,900	9,960.00	2,085.00	1,855.00	86.7%
05132212 5810 DUES & FEES	160	0	160	.00	.00	160.00	.0%
TOTAL INSTRUCTIONAL PROGRAM IMP	319,572	0	319,572	43,573.10	8,745.00	267,253.90	16.4%
2213 STAFF DEVELOPMENT							
05132213 5111 CERTIFIED SALARIE	32,113	0	32,113	.00	.00	32,113.00	.0%
05132213 5322 INSTRUCTIONAL PRO	2,100	0	2,100	.00	2,100.00	.00	100.0%
05132213 5580 STAFF TRAVEL	3,300	0	3,300	.00	495.00	2,805.00	15.0%

FOR 2021 99

ACCOUNTS FOR: 1 General Fund	ORIGINAL APPROP	TRANFRS/ ADJSTMTS	REVISED BUDGET	YTD EXPENDED	ENCUMBRANCES	AVAILABLE BUDGET	PCT USED
05132213 5581 TRAVEL - CONFEREN	11,830	0	11,830	.00	1,775.00	10,055.00	15.0%
05132213 5590 OTHER PURCHASED S	11,468	0	11,468	.00	1,720.00	9,748.00	15.0%
05132213 5611 INSTRUCTIONAL SUP	1,000	0	1,000	.00	150.00	850.00	15.0%
05132213 5690 OTHER SUPPLIES	3,910	0	3,910	125.05	711.00	3,073.95	21.4%
05132213 5810 DUES & FEES	150	0	150	.00	.00	150.00	.0%
TOTAL STAFF DEVELOPMENT	65,871	0	65,871	125.05	6,951.00	58,794.95	10.7%
2310 BOARD OF EDUCATION							
05142310 5330 OTHER PROFESSIONA	287,856	0	287,856	43,980.65	232,562.35	11,313.00	96.1%
05142310 5590 OTHER PURCHASED S	10,000	0	10,000	.00	1,500.00	8,500.00	15.0%
05142310 5690 OTHER SUPPLIES	4,000	0	4,000	.00	600.00	3,400.00	15.0%
05142310 5810 DUES & FEES	23,000	0	23,000	17,681.00	5,485.00	-166.00	100.7%
TOTAL BOARD OF EDUCATION	324,856	0	324,856	61,661.65	240,147.35	23,047.00	92.9%
2320 ADMINISTRATIVE-GENERAL							
05142320 5111 CERTIFIED SALARIE	220,111	0	220,111	55,559.29	.00	164,551.71	25.2%
05142320 5112 CLASSIFIED SALARI	136,489	0	136,489	18,801.12	.00	117,687.88	13.8%
05142320 5550 COMMUNICATIONS: T	52,426	0	52,426	2,200.64	42,687.56	7,537.80	85.6%
05142320 5580 STAFF TRAVEL	5,000	0	5,000	.00	750.00	4,250.00	15.0%
05142320 5581 TRAVEL - CONFEREN	600	0	600	.00	90.00	510.00	15.0%
05142320 5590 OTHER PURCHASED S	25,000	0	25,000	700.00	3,750.00	20,550.00	17.8%
05142320 5690 OTHER SUPPLIES	10,000	0	10,000	244.20	1,581.29	8,174.51	18.3%
05142320 5810 DUES & FEES	4,500	0	4,500	.00	675.00	3,825.00	15.0%
TOTAL ADMINISTRATIVE-GENERAL	454,126	0	454,126	77,505.25	49,533.85	327,086.90	28.0%
2350 TECHNOLOGY DEPARTMENT							
05142350 5111 CERTIFIED SALARIE	104,229	0	104,229	5,665.27	97,048.62	1,515.11	98.5%
05142350 5112 CLASSIFIED SALARI	560,802	0	560,802	78,101.32	.00	482,700.68	13.9%
05142350 5330 OTHER PROFESSIONA	388,904	0	388,904	348,472.43	58,336.00	-17,904.43	104.6%
05142350 5420 REPAIRS,MAINTENAN	34,650	0	34,650	.00	5,198.00	29,452.00	15.0%
05142350 5550 COMMUNICATIONS: T	45,600	0	45,600	.00	6,840.00	38,760.00	15.0%
05142350 5580 STAFF TRAVEL	1,200	0	1,200	.00	180.00	1,020.00	15.0%

FOR 2021 99

ACCOUNTS FOR: 1 General Fund	ORIGINAL APPROP	TRANFRS/ ADJSTMTS	REVISED BUDGET	YTD EXPENDED	ENCUMBRANCES	AVAILABLE BUDGET	PCT USED
05142350 5581 TRAVEL - CONFEREN	9,000	0	9,000	.00	1,350.00	7,650.00	15.0%
05142350 5590 OTHER PURCHASED S	200	0	200	.00	.00	200.00	.0%
05142350 5690 OTHER SUPPLIES	296,811	0	296,811	136,783.21	123,568.87	36,458.92	87.7%
05142350 5730 EQUIPMENT - NEW	69,947	0	69,947	.00	10,492.00	59,455.00	15.0%
05142350 5731 EQUIPMENT - REPLA	58,106	0	58,106	.00	8,716.00	49,390.00	15.0%
TOTAL TECHNOLOGY DEPARTMENT	1,569,449	0	1,569,449	569,022.23	311,729.49	688,697.28	56.1%
2510 ADMINISTRATION-FISCAL							
05142510 5112 CLASSIFIED SALARI	508,598	0	508,598	70,254.42	.00	438,343.58	13.8%
05142510 5327 DATA PROCESSING	102,829	0	102,829	37,199.50	55,874.25	9,755.25	90.5%
05142510 5330 OTHER PROFESSIONA	220,419	0	220,419	14,420.54	193,445.14	12,553.32	94.3%
05142510 5521 GENERAL LIABILITY	247,562	0	247,562	55,358.00	182,421.45	9,782.55	96.0%
05142510 5690 OTHER SUPPLIES	3,000	0	3,000	.00	450.00	2,550.00	15.0%
TOTAL ADMINISTRATION-FISCAL	1,082,408	0	1,082,408	177,232.46	432,190.84	472,984.70	56.3%
2512 EMPLOYEE BENEFITS							
05152512 5112 CLASSIFIED SALARI	132,525	0	132,525	.00	.00	132,525.00	.0%
05152512 5200 MEDICARE-ER	393,384	0	393,384	23,623.98	.00	369,760.02	6.0%
05152512 5210 FICA-ER	315,690	0	315,690	26,490.14	.00	289,199.86	8.4%
05152512 5220 WORKER'S COMPENSA	237,774	0	237,774	44,436.00	170,792.00	22,546.00	90.5%
05152512 5255 MEDICAL & DENTAL	4,229,925	0	4,229,925	60,603.76	.00	4,169,321.24	1.4%
05152512 5260 LIFE INSURANCE	47,280	0	47,280	4,610.33	40,184.69	2,484.98	94.7%
05152512 5275 DISABILITY INSURA	10,529	0	10,529	1,336.05	9,382.98	-190.03	101.8%
05152512 5280 PENSION PLAN - CL	790,234	0	790,234	395,117.00	395,117.00	.00	100.0%
05152512 5281 DEFINED CONTRIB R	120,224	0	120,224	6,650.65	.00	113,573.35	5.5%
05152512 5290 UNEMPLOYMENT COMP	7,431	0	7,431	590.00	6,841.00	.00	100.0%
05152512 5291 CLOTHING ALLOWANC	2,000	0	2,000	.00	.00	2,000.00	.0%
TOTAL EMPLOYEE BENEFITS	6,286,996	0	6,286,996	563,457.91	622,317.67	5,101,220.42	18.9%
2600 BUILDING OPERS & MAINT							
05142600 5112 CLASSIFIED SALARI	351,834	0	351,834	36,711.77	.00	315,122.23	10.4%
05142600 5330 OTHER PROFESSIONA	18,000	0	18,000	.00	15,955.00	2,045.00	88.6%

FOR 2021 99

ACCOUNTS FOR: 1 General Fund	ORIGINAL APPROP	TRANFRS/ ADJSTMTS	REVISED BUDGET	YTD EXPENDED	ENCUMBRANCES	AVAILABLE BUDGET	PCT USED
05142600 5420 REPAIRS,MAINTENAN	219,600	0	219,600	19,960.00	196,624.04	3,015.96	98.6%
05142600 5580 STAFF TRAVEL	3,000	0	3,000	212.78	450.00	2,337.22	22.1%
05142600 5690 OTHER SUPPLIES	8,000	678	8,678	7,477.00	1,200.00	1.00	100.0%
05142600 5715 IMPROVEMENTS TO B	100,000	0	100,000	.00	15,000.00	85,000.00	15.0%
05142600 5810 DUES & FEES	350	0	350	300.00	.00	50.00	85.7%
TOTAL BUILDING OPERS & MAINT	700,784	678	701,462	64,661.55	229,229.04	407,571.41	41.9%
2660 SECURITY							
05142660 5330 OTHER PROFESSIONA	6,650	0	6,650	.00	998.00	5,652.00	15.0%
05142660 5731 EQUIPMENT - REPLA	5,000	0	5,000	.00	750.00	4,250.00	15.0%
TOTAL SECURITY	11,650	0	11,650	.00	1,748.00	9,902.00	15.0%
2675 COVID-19							
05142675 5330 OTHER PROFESSIONA	0	0	0	127.62	947.38	-1,075.00	100.0%
05142675 5440 RENTALS-LAND,BLDG	0	0	0	.00	2,062.05	-2,062.05	100.0%
05142675 5590 OTHER PURCHASED S	0	0	0	.00	382.00	-382.00	100.0%
05142675 5613 MAINTENANCE/CUSTO	0	0	0	4,737.50	74,146.04	-78,883.54	100.0%
05142675 5690 OTHER SUPPLIES	0	0	0	9,142.40	29,597.42	-38,739.82	100.0%
05142675 5730 EQUIPMENT - NEW	0	0	0	1,479.80	106,816.30	-108,296.10	100.0%
TOTAL COVID-19	0	0	0	15,487.32	213,951.19	-229,438.51	100.0%
2700 TRANSPORTATION							
05142700 5510 PUPIL TRANSPORTAT	1,467,673	0	1,467,673	.00	.00	1,467,673.00	.0%
05142700 5512 VO-AG/VO-TECH REG	279,841	0	279,841	.00	.00	279,841.00	.0%
05142700 5513 IN DISTRICT PRIVA	26,235	0	26,235	.00	.00	26,235.00	.0%
05142700 5514 IN DISTRICT PUBLI	10,000	0	10,000	.00	5,435.00	4,565.00	54.4%
05142700 5515 OUT DISTRICT - PU	27,885	0	27,885	.00	4,183.00	23,702.00	15.0%
05142700 5627 TRANSPORTATION SU	124,202	0	124,202	.00	18,630.00	105,572.00	15.0%
TOTAL TRANSPORTATION	1,935,836	0	1,935,836	.00	28,248.00	1,907,588.00	1.5%
4000 DEBT SERVICES							
05154000 5830 INTEREST	788,835	0	788,835	382,557.50	.00	406,277.50	48.5%

FOR 2021 99

ACCOUNTS FOR: 1 General Fund	ORIGINAL APPROP	TRANFRS/ ADJSTMTS	REVISED BUDGET	YTD EXPENDED	ENCUMBRANCES	AVAILABLE BUDGET	PCT USED
05154000 5910 REDEMPTION OF PRI	3,665,000	0	3,665,000	3,445,000.00	.00	220,000.00	94.0%
TOTAL DEBT SERVICES	4,453,835	0	4,453,835	3,827,557.50	.00	626,277.50	85.9%
TOTAL CENTRAL ADMINISTRATION	17,905,460	678	17,906,138	5,400,371.38	2,176,469.43	10,329,297.19	42.3%
TOTAL General Fund	50,784,509	0	50,784,509	6,993,506.72	23,929,733.01	19,861,269.27	60.9%
TOTAL EXPENSES	50,784,509	0	50,784,509	6,993,506.72	23,929,733.01	19,861,269.27	

FOR 2021 99

	ORIGINAL APPROP	TRANFRS/ ADJSTMTS	REVISED BUDGET	YTD EXPENDED	ENCUMBRANCES	AVAILABLE BUDGET	PCT USED
GRAND TOTAL	50,784,509	0	50,784,509	6,993,506.72	23,929,733.01	19,861,269.27	60.9%

** END OF REPORT - Generated by Debora Kistner **

Amity Regional School District No. 5 - Budget Transfers 2020-2021

MONTH/YR	JNL#	ACCOUNT NUMBER & DESCRIPTION	AMOUNT	DESCRIPTION
2021-Jul	56	03-14-2600-5613 MAINTENANCE/CUSTODIAL SUPPLIES	(678.00)	SCHOOLDUDE SRVC CONT (15% HOLD)
2021-Jul	56	05-14-2600-5690 OTHER SUPPLIES	678.00	SCHOOLDUDE SRVC CONT (15% HOLD)
2021-Jul	57	03-14-2600-5613 MAINTENANCE/CUSTODIAL SUPPLIES	(90.00)	EAGLE TRAILERS (15% HOLD)
2021-Jul	57	03-14-2600-5440 RENTALS-LAND,BLDG,EQUIPMENT	90.00	EAGLE TRAILERS (15% HOLD)
2021-Jul	69	03-14-2600-5613 MAINTENANCE/CUSTODIAL SUPPLIES	(446.00)	ADDITIONAL FUNDS EAGLE TRAILERS
2021-Jul	69	03-14-2600-5440 RENTALS-LAND,BLDG,EQUIPMENT	446.00	ADDITIONAL FUNDS EAGLE TRAILERS
2021-Jul	106	03-11-3202-5440 RENTALS-LAND,BLDG,EQUIPMENT	(150.00)	15% HOLD BACK-EAGLE LEASING
2021-Jul	106	02-11-3202-5440 RENTALS-LAND,BLDG,EQUIPMENT	150.00	15% HOLD BACK-EAGLE LEASING