

**Mrs. Ochinero's First Grade**  
**Parent Lesson Plans**  
(December 14-18, 2020)

**English Language Arts (once a day)/Artes del idioma inglés (una vez al día)**



**ZOOM CLASS MEETING LINK ONLINE! (Synchronous Instruction)**

**MONDAY-FRIDAY\* at 9 A.M. - 11:30 A.M.**

\*Friday class sessions will be shorter with added asynchronous instruction/ lessons found in Seesaw and under each subject heading on this document.

Benchmark ELA/ELD Unit 4/ Unit Theme: Stories Have a Narrator  
Our Essential Question: How do people create stories?

**MATERIALS NEEDED FOR LIVE SESSIONS:**

**Mini-decodable phonics book 12a: "Squid Twins"**

**My Shared Readings 3 & 4 : "The Kickball Game" & "I Had a Little Hen"**

**Math Mats: Topic Intro. & 5-1 (Monday), 5-2 (Tuesday), 5-3 (Wednesday),  
5-4 (Thursday)**

**MATERIALS NEEDED FOR ASYNCHRONOUS WORK:**

**Math**

**Happy Numbers(iPad)**

**Practice and Reteaching Workbook: Lessons 5-1, 5-2, 5-3, & 5-4**

Math (holiday packet) Doubles facts and Christmas stocking of doubles facts to solve and color by number (sum), Graph It! Holiday Sweets!, Santa's Lost Reindeer worksheet-find Santa's eight (8) reindeer and number the reindeer as you go

**ELA/ELD**

**Reading A-Z/Razz Kids-1 book recording per day (iPad)**

Manilla envelope with:

~High Frequency Words Lists 1-6/Weekly Word Work (see review activities daily on Seesaw: Monday-Lists 1 & 2, Tuesday-List 3, Wednesday-List 4, Thursday-List 5, Friday-List 6)

My Shared Readings- "The Kickball Game" & "I Had a Little Hen"

Friday's word work: Find the 3-letter blends in "Squid Twins"  
(3-letter blends: **spl, spr, squ, str** + HFW: **from, their, when**)

**Writing:**

**Sequencing Template: Rudolph the Red-Nosed Reindeer with First, Next, Last**

**Word Hunt: Find reindeer words and use one of the words in a sentence**

Writing Journal

My Shared Readings/Mini-decodable

(Students will need their supply bags, writing ABCs, A-Z and 1-120 templates in sheet protectors and \*zipper cases all week.)

**CRAFTS AND SPECIAL ACTIVITIES DURING ZOOM FOR THE WEEK**

**INCLUDE:**

(MATERIALS NEEDED: Crafts/activities and treats from material

distribution, scissors, crayons, pencils, glue stick)

Tuesday: Handprint Christmas Wreaths~Trace your hand on the green paper provided, cut, glue onto the paper plate wreath, repeat.

Wednesday: Gingerbread Boy or Girl (see inside white envelope or brown paper bag)

Thursday: Christmas Tree Paper Bag Puppets + goodie bag snacks for our movie (please save the hot chocolate for tomorrow)

Friday: Christmas Bingo and Hot Chocolate (see inside goodie bags) for our *Final Fun Friday of 2020 for First Grade!*

ELA/ELD:

**Monday:**

Trace the letters Aa-Zz on your “*Manuscript Formation Guide*” with your finger and then try it using the eraser side of your UNSHARPENED pencil

**Tuesday:**

Place your “*This Is My Alphabet*” paper inside the blue report cover with the plastic front first. Then using a whiteboard marker, write your letters Aa-Zz over the “*This Is My Alphabet*” page using your manuscript formation guide to help you with the order and steps for making each letter of the alphabet. You can write on your white board or in your journal also if you are missing any supplies.

- + Add a \$1,000,000 sentence to My Shared Readings “The Kickball Game”(Tuesday) and “I Had a Little Hen” (Thursday), then illustrate it



**Monday-Thursday:** Read your “Squid Twins” and My Shared Readings (2) in Seesaw /read along and try to record a page


**Friday: Writing**

**Rudolph the Red-Nosed Reindeer** template

Fill in the missing parts to complete the sentences.\* Use your **Rudolph the Red-Nosed Reindeer** sequencing template (last page of your holiday packet) to write the following sentences and color in Rudolph. (\*Writing was started during class)

1. *First, all of the other reindeer used to laugh and call him names. They wouldn't let poor Rudolph join in any reindeer games.*
2. *Next, one foggy Christmas Eve, Santa came to say, “Rudolph with your nose so bright, won't you guide my sleigh tonight?”*
3. *Last, the children loved him, and they shouted out with glee, “Rudolph the Red-Nosed Reindeer, you'll go down in history.”*

	<p><b>Word Hunt:</b> Find reindeer words and use one of the words in a sentence</p> <div style="text-align: center;">   </div> <p><b>MUST DOS~ASYNCHRONOUS ONLINE INSTRUCTION</b></p>
<p>✓</p>	<p><b>***See Daily Theme ELA Activities on Seesaw with materials in new first grade packets/please take a picture of word work pages and submit on Seesaw in Activities***</b></p> <p><b><u>Monday</u></b> On your iPad, please go to SEESAW, then go to <u>Activities</u> for today's assignment:</p> <p><b><u>Tuesday:</u></b> On your iPad, please go to SEESAW, then go to <u>Activities</u> for today's assignment:</p> <p><b><u>Wednesday</u></b> On your iPad, please go to SEESAW, then go to <u>Activities</u> for today's assignment:</p> <p><b><u>Thursday</u></b> On your iPad, please go to SEESAW, then go to <u>Activities</u> for today's assignment:</p> <p><b><u>Friday</u></b> On your iPad, please go to SEESAW, then go to <u>Activities</u> for today's assignment:</p> <p><b>NOTE: CONTINUE GOING TO SEESAW <u>EACH DAY</u> TO FIND ASSIGNMENTS (Posted at 10 a.m. this week on M-Th and 9:31 a.m. on Fridays) FOR YOU TO COMPLETE AFTER OUR LIVE ZOOM MEETINGS AS YOUR ASYNCHRONOUS ONLINE PORTION OF THE INSTRUCTIONAL DAY</b></p> <p>(The complete directions for all activities are found on Seesaw. Please find the bow tie icon on your iPad and go to <i>Mrs. O's Outstanding First Graders</i> for the detailed instructions.</p>

<p><b>Mathematics/Matemáticas</b> (una vez al día) (once a day)</p>	
<p>✓</p>	<div style="display: flex; align-items: center;">  <div style="margin-left: 10px;"> <p><b>MUST DOS~ASYNCHRONOUS INSTRUCTION</b></p> <p><b>Activities to work on using pages found in your curriculum packets: (Math Mats for Topic 5 synchronous time should be</b></p> </div> </div>

placed the **Green** folder) \*Note that in Seesaw, you will see instructions and a video of the teacher reading and answering the Reteaching and Practice pages found in your blue Common Core Reteaching and Practice Workbook. Please follow along to complete the assignments listed.\*

~Math Topic 5: Addition Facts to 20~

**This week's lessons are Topic Opener and 5-1 (Monday), 5-2 (Tuesday), 5-3 (Wednesday), 5-4 (Thursday), and Math Fun Friday (holiday packet)**  
 Doubles facts and Christmas stocking of doubles facts to solve and color by number (sum), Graph It! Holiday Sweets!, Santa's Lost Reindeer worksheet-find Santa's eight (8) reindeer and number the reindeer as you



go + **Happy Numbers (Monday-Friday).**

**Wednesday:**

~Use your **120 Chart**. Practice saying your numbers out loud from 1-120. Try to do this 5 times today.

**Thursday:**

Use your **BLANK 120 Chart**. (Template is inside the sheet protector)

Then fill in the blank boxes using a whiteboard marker on top of the plastic cover to write your numbers from 1-120. Please use your 120 Chart to help you do this correctly. Try to go as far as you can in no more than 15 minutes.  
 Flashcard Drill/ in your Math Journal

**Friday: Math Fun Friday (holiday packet):**

- Doubles facts and Christmas stocking of doubles facts to solve and color by number (sum)
- Graph It! Holiday Sweets!
- Santa's Lost Reindeer worksheet-find Santa's eight (8) reindeer and number the reindeer as you go
- **Happy Numbers**

ZOOM CLASS MORNING MEETINGS begin every day, MON.-FRI., at 9 A.M.

**P.E/Art**



**PE \***

- GoNoodle or Play outside/Juega afuera 20 mins.

Our **Little Hero PE** time is on **Mondays at 11:00**. Coach D will be joining our Zoom class directly. Please bring a water bottle with you.

**Art**

- Illustrate your My Shared Reading responses for "The Kickball Game" and "I Had a Little Hen"

Social Studies/Science /Estudios Sociales / Ciencias	
	<p>ZOOM CLASS MEETINGS            MONDAY-FRIDAY* at 9 A.M. -11:30 A.M.            *Friday class sessions will be shorter with added asynchronous instruction/assignments listed under Seesaw Activities)</p>
✓	<p><b><u>Science/Ciencia (MUST DO)</u></b>            See Seesaw Activities as posted</p>
✓	<p><b><u>Social Studies/Ciencias Sociales (MUST DO)</u></b>            See Seesaw Activities as posted</p> <ul style="list-style-type: none"> <li>● Explore your culture! How does your family like to celebrate the holidays? Learn about other cultures and traditions.</li> <li>● Learn about other countries and how people celebrate too.</li> <li>● Share the “<i>I celebrate Christmas (or the holidays) by _____.</i>” prompt (record yourself on Seesaw) ~See also ELD</li> </ul> <p>Ongoing: Review Zoom Expectations and Workspace in Seesaw Activities            Vocabulary: <i>login, logging in, mute, unmute, video, chat, passcode, classcode</i>  <b>Independently practice logging on to Zoom*, Seesaw, Kids A-Z/Razz Kids, and Happy Numbers everyday.</b>            Please have STUDENTS practice logging into ZOOM <b>DAILY</b> so that they can eventually do this independently. 😊            *See Mrs. Ochinero’s ZOOM LINK on Class Dojo under Class Story and Parent Messages and on Seesaw under Student Announcements</p>

All Online Programs/Programas en línea	
	<p><b><u>Seesaw</u></b>-Messages and Announcements            as well as <b><u>Student Work and Online Activities</u></b> found here  <b><u>Class Dojo</u></b>-Messages and Announcements  <b><u>Parent Square</u></b>-Messages and Announcements            Asynchronous Daily Practice for Reading and Math on <b>Kids A-Z</b> and <b>Happy Numbers</b>            ***SEE ZOOM INVITATION/LINK and MEETING DATES POSTED ALSO            IN: SEESAW under Student Announcements,            PARENT SQUARE classroom message &amp;            CLASS DOJO in Class Story and Parent Messages,            FOR OUR LIVE ZOOM CLASS MEETINGS (M-F @ 9a.m. )***</p>

Office Hours/Horas de oficina	
✓	<p>If you have any questions, contact me between 12 - 3 pm /Si tiene alguna pregunta, contácteme entre las 12 y las 3 p.m.            Mrs. Sinead Ochinero: cell (408) 775-0714</p>

Email: [sinead.ochinero@arUSD.org](mailto:sinead.ochinero@arUSD.org)

Smiles/Sonrisas,  
Mrs. O/Sra. O

Please watch our class Seesaw account  
for video lessons, links, and activities (past and current)  
to help with and to enhance  
your child's distance learning.

Thank you for all you are doing to support and facilitate learning at home!

---

Por favor, mire nuestra Seesaw  
para lecciones en video, enlaces y actividades  
para ayudar y mejorar  
el aprendizaje a distancia de su hijo.  
¡Gracias por todo lo que está haciendo para apoyar y facilitar el aprendizaje en casa!

---

Vui lòng xem của chúng tôi Seesaw  
cho các bài học video, liên kết và các hoạt động  
để trợ giúp và tăng cường  
học tập từ xa của con bạn.  
Cảm ơn bạn vì tất cả những gì bạn đang làm để hỗ trợ và tạo điều kiện học tập tại nhà!