










Pound Hill Infant Academy Remote Learning Grid:

Day	0945-1000	1010-1030	1100-11.20	11.20-1140	1-2pm
M	<p>Phonics – Sound swap Learning challenge – to realise the sound that needs to be changed in a word to create to create a new one.</p> <p>Have a go at building the first word on the list with your sounds, then get someone to tell you the next word, can you work out the one sound that needs to be changed? E.g mat, hat they would only need to change the 'm' to a 'h'.</p> <p>Word list Rib, rip, rid, bid, bed</p> <p>Remember:</p> <ul style="list-style-type: none"> - Say the word slowly to hear all the sounds - Say the sounds and read the word after you have made it 	<p>Maths – All about number 17 Have a look at the 'all about number 17' powerpoint - .https://www.poundhillinfantacademy.org.uk/teaching-and-learning/remote-learning/reception-resources Can you create a poster of all the different ways to represent number 17? Learning challenge - I can recognise number 17 and use practical resources to represent the number in different ways. I will also record and represent number 17 in different ways.</p> <p>Remember:</p> <ul style="list-style-type: none"> - Think about what the '1' and '7' represent in a teen number (1 ten and 7 ones, e.g. 10+7=17). - Carefully count whilst drawing and representing number 17. <p>Click on the link to watch the number 17 number blocks episode: https://www.bbc.co.uk/iplayer/episode/m00063vv/numberblocks-series-4-seventeen</p>	<p>Literacy: As it is nearly time for the Christmas holidays, why don't you have a go at making a Christmas (or winter) card for somebody you know? Have a go at writing who your card is for (e.g Grandad or Nan) and write their name at the top. Don't forget to write your name at the bottom so they know who it is from. Learning challenge: Have a go at writing an extra message in the middle – this could be 'Happy Holidays' or 'Merry Christmas'.</p> <p>Remember:</p> <ul style="list-style-type: none"> - Write all of your letters the correct way round. - Think about who you are writing your card too – what sounds can you hear in their name? 	<p>STORYTIME – reading or listening to a story https://www.booktrust.org.uk/books-and-reading/have-some-fun/storybooks-and-games/. This website has interactive books to read online as well as videos of stories being read aloud.</p>	<p>Art – creating a snow picture Learning challenge – to create a snow picture for the Blue Penguin</p> <p>The Blue Penguin loves living in Antarctica and wants lots of pictures to put in his house. Have a go at creating a winter or Arctic picture using lots of different things you might have in your house.</p> <p>Remember:</p> <ul style="list-style-type: none"> - Think about the colours that you might use - What different materials could you use to create different textures on your picture?  
T	<p>Reading Learning challenge – to say the sounds and read the words in your books</p> <p>Log into bug club and read a story with a grown up. Remember: To talk about what happened in the story and what you think might happen next to develop understanding and speaking and listening skills. Have a go at spotting the sounds that we have learnt at school. Have a go at reading the words – say the sound and read the word.</p> 	<p>Maths - All about number 18 Have a look at the 'all about number 18' powerpoint - .https://www.poundhillinfantacademy.org.uk/teaching-and-learning/remote-learning/reception-resources Learning challenge - I can recognise number 18 and use practical resources to represent the number in different ways.</p> <p>Remember:</p> <ul style="list-style-type: none"> - Think about what the '1' and '8' represent in a teen number (1 ten and 8 ones, e.g. 10+8=18). <p>You create a number poster about the number 18 or complete the careful counting</p>	<p>Literacy: Handwriting – We have learnt some new sounds this week, watch the new handwriting video to see how we write them correctly. These sounds are r and l. Learning challenge – can you think of any words with these sounds in? Could you write them down too?</p> <p>Remember:</p> <ul style="list-style-type: none"> - Write all of your letters the correct way round. - Start forming your letters in the right place. 		<p>Art – creating a snowman Learning challenge – to create a snowman and talk about the shapes and features you have added</p> <p>Have a go at creating your own snowman or snow lady to go in the Antarctic with Blue Penguin</p> <p>Remember:</p> <ul style="list-style-type: none"> - Think about what shapes you might use - How will you create the body and head? - Think about what clothes you might add.  





LUNCH BREAK

Physical Activity

Pound Hill Infant Academy Remote Learning Grid:

			activity on purple mash. 				
W		<p>Phonics – Sound swap Learning challenge – to realise the sound that needs to be changed in a word to create to create a new one.</p> <p>Have a go at building the first word on the list with your sounds, then get someone to tell you the next word, can you work out the one sound that needs to be changed? E.g mat, hat they would only need to change the ‘m’ to a ‘h’.</p> <p>Word list Leg, let, lit, kit, kid</p> <p>Remember:</p> <ul style="list-style-type: none"> - Say the word slowly to hear all the sounds - Say the sounds and read the word after you have made it 	<p>Maths – Finding the number</p> <p>Write some numbers from 1-20 on the bottom of paper/plastic cups or any other resources you have available. Ask a grown up to hide a toy under one of the cups whilst you close your eyes. Say the number to find the toy, lift up the number to see if you were correct.</p> <p>Learning challenge – I can recognise numbers up to 20.</p> <p>Remember:</p> <ul style="list-style-type: none"> - You can use a numberline to help you if you are finding it tricky. - You can say the numbers in order to help you find the correct number. 	<p>Literacy: List writing Have a go at thinking about somethings you would like for Christmas? If you do not celebrate Christmas, have a go at thinking about some activities you would like to do over Christmas. Make a list and name all of the things you can think of.</p> <p>Leaning challenges – Write the numbers 1 – 5. Can you make a list of 5 things? As a challenge, you could even go to 10!</p> <p>Remember:</p> <ul style="list-style-type: none"> - To listen to what sounds you can hear in the words you are trying to write. - Form your letters correctly and start in the right place. 		<p>Understanding of the world/spoken language Learning challenge – to talk about your ideas using full sentences.</p> <p>Would you rather it was hot and sunny all of the time or cold and snowy all of the time? Decide what you would prefer and have a go at explaining why you have chosen this?</p> <p>Remember:</p> <ul style="list-style-type: none"> - Make sure that you are saying your words clearly - Make sure that you are speaking in full sentences.  	
Th		<p>Reading Learning challenge – to say the sounds and read the words in your books</p> <p>Log into bug club and read a story with a grown up.</p> <p>Remember: To talk about what happened in the story and what you think might happen next to develop understanding and speaking and listening skills.</p>	<p>Maths – All about number 19. Have a look at the ‘all about number 19’ powerpoint - https://www.poundhillinfantacademy.org.uk/teaching-and-learning/remote-learning/reception-resources Can you create a poster of all the different ways to represent number 19?</p> <p>Learning challenge - I can recognise number 19 and use practical resources to represent the number in different ways. I will also record and represent number 19 in different ways.</p>	<p>Literacy: Handwriting – Have a go at writing the following words. You can use your lines from phonics if this helps you to remember how many sounds you will need.</p> <p style="text-align: center;">bed, sat, dip, gap get.</p> <p>Learning challenge – Can you put your words into a sentence?</p> <p>Remember:</p> <ul style="list-style-type: none"> - Write all of your letters the correct way round. 		<p>Art/Computing: Adding to a snowman picture Learning challenge – to add a background to a snowman picture thinking about where he might be</p> <p>Have a go at finishing off the snowman picture on purple mash, adding in where you think the snowman might be. https://www.purplemash.com/#app/pap/christmas/snowman_pap</p>	

Pound Hill Infant Academy Remote Learning Grid:

	<p>Have a go at spotting the sounds that we have learnt at school. Have a go at reading the words – say the sound and read the word.</p> 	<p>Remember:</p> <ul style="list-style-type: none"> - Think about what the '1' and '9' represent in a teen number (1 ten and 9 ones, e.g. 10+9=19). - Carefully count whilst drawing and representing number 19. <p>Create an 'all about number 19' poster or play careful counting game on: https://www.topmarks.co.uk/learning-to-count/teddy-numbers</p> <p>or scan the QR code to take you straight to the link:</p> 	<ul style="list-style-type: none"> - Start forming your letters in the right place. - To write your word in the correct order. 		<p>Remember</p> <ul style="list-style-type: none"> - Think about where the best place for a snowman would be. - What shapes and colours will you use? 
F	<p>Phonics – dictation Learning challenge – to segment (break down) the sounds for writing and spelling words</p> <p>Get someone to tell you one of the sentences. Have a go at saying the sentence with them. Then get them to tell you each word. Have a go at writing down each word as they say it, saying the sounds you can hear and writing them down.</p> <p>Remember:</p> <ul style="list-style-type: none"> - Say each sound and then write it down - Say the sounds and read the word once you have written it - Make sure that all your letters are the right way round 	<p>Maths – All about number 20. Have a look at the 'all about number 20' powerpoint - https://www.poundhillinfantacademy.org.uk/teaching-and-learning/remote-learning/reception-resources Can you create a poster of all the different ways to represent number 20?</p> <p>Learning challenge –</p> <p>I can recognise number 20 and use practical resources to represent the number in different ways. I will also record and represent number 20 in different ways.</p> <p>Remember:</p> <ul style="list-style-type: none"> - Think about what the '2' and '0' represent in number 20 (2 ten and 0 ones, e.g. 10+10=20). - Carefully count whilst drawing and representing number 20. 	<p>Literacy – As the last literacy, can you have a go at writing a letter to somebody to tell them how you are doing and to find out how they are? Think about what you want your letter to say and use your sounds.</p> <p>Learning challenge – can you have a go at writing the address on the envelope if you are posting your letter to someone.</p> <p>Remember –</p> <ul style="list-style-type: none"> - To listen to what sounds you can hear in the words you are trying to write. - Form your letters correctly and start in the right place. 		<p>TIME TO SHINE – Please share your creations and activities via your year group Twitter page. </p> <p>Please remember that you can follow us at: https://twitter.com/PHInfants</p> <p>You can also follow our Reception Twitter page @PHReception</p>

If you need a reminder of log in information for any of the sites mentioned below please do not hesitate to email – office@phiacademy.org.uk

[Instructions on how to get to mini mash:](#)

Pound Hill Infant Academy Remote Learning Grid:

1. Log into Purple Mash
2. Click on Mini Mash
3. It should take your straight to Mini Mash, but if another screen comes up press 'Enter Mini Mash'.