

***BEHIND THE SCENES***  
***A DRUNK AND DISTRACTED DRIVING***  
***PREVENTION PROGRAM***  
***PRESENTED IN PARTNERSHIP WITH***  
***TEEN DRIVER PARENT SEMINAR***

**Liz Cochran MPH, CHES**

**Injury Prevention Coordinator**

**UVA Trauma Program**

**&**

**Karen Waters-Wicks, BAMT**

**Community Education Coordinator**

**ACPS Community & Driver Education**

According to the National Highway Traffic Safety Administration, the most dangerous thing a 15 year old can do is turn 16!



*Auto accidents are the leading cause of death for teenagers.*



# DON'T DRIVE INTEXTICATED



# ***INTRODUCTION***

- Motor vehicle crashes are the leading cause of death and injury ages 15-24
  - Virginia saw a 23% increase in teen driver fatalities between 2017 and 2018
- Distracted driving is not just a “teen issue”
- Students can save lives by:
  - Choosing to be a protective/safe driver
  - Asking their friends to be a protective/safe driver

# ***WHO ARE YOUR FIVE?***

## **THE VAST MAJORITY OF OUR COMMUNICATION IS WITH FIVE PEOPLE**

- About 85% would stop sending smartphone communications if asked by a person of their “top five”
- About 70% would download an app to reduce smartphone use while driving if asked by a “top five”

# ***SPEAK UP AND PROTECT LOVED ONES***

## **AVS FRAMEWORK OF NON-CONFRONTATIONAL INTERVENTION**

**A**cknowledging the behavior in a non-confrontational and calm manner. What is the driver doing that is causing you some concern? “When you look at your phone your car starts to cross the center lane”

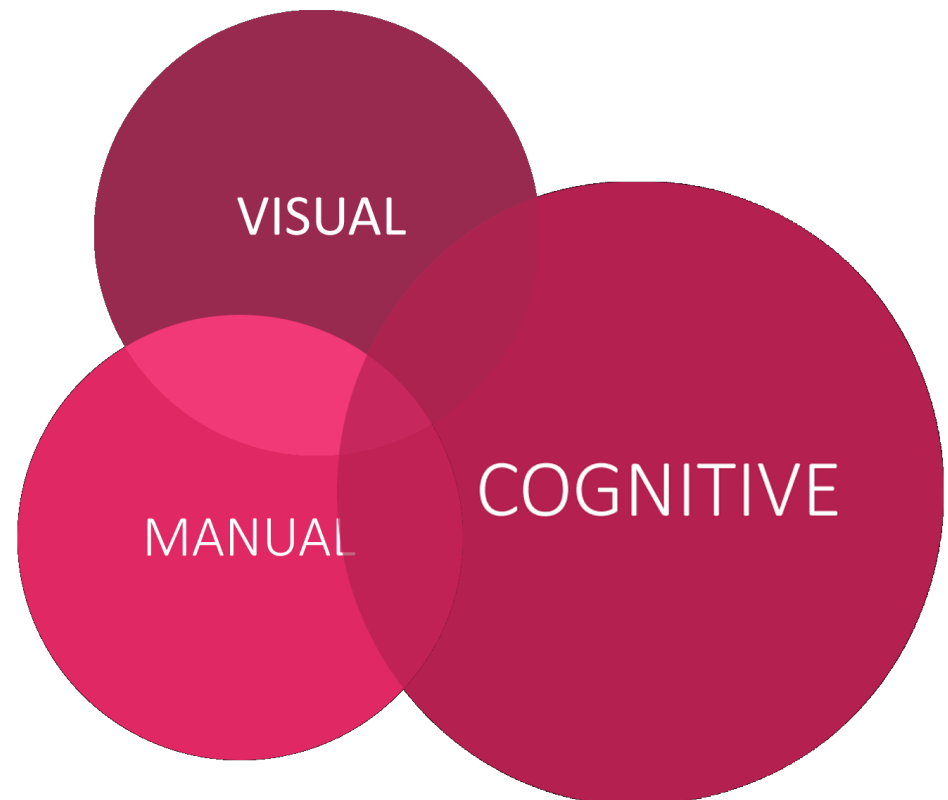
**V**oice your feelings calmly to tell the driver how you feel about their distracted driving. “I am a little nervous ....”

**S**olve the problem by offering a solution. “Let me make that call for you”

Using this framework, role play a situation with your family member. You’re in a car and your friend who is driving is trying to find a certain song on their phone. You notice the car drifting lanes a bit

# ***TYPES OF DISTRACTION***

- Manual
- Visual
- Cognitive





TEEN DRIVERS:

# Inexperience + Passengers = High Crash Risk

Giving a friend a ride is one of the most dangerous things a new driver can do. But that's something few teenagers know. A 2008 study of the National Young Driver Survey found few teens accurately perceive driver experience or passenger risk.

3+ PASSENGERS  
**QUADRUPLES**  
FATAL CRASH RISK



1 PASSENGER  
**DOUBLES**  
FATAL CRASH RISK






# ***SLEEP***

## **TEENS NEED 9-10 HOURS, AND NOT ALL HOURS ARE EQUAL**

Sleep deprivation is a common problem for teens. As a result, teens – and especially young men - have a high risk of drowsy driving. Although individual sleep needs vary, most teens need 9.5 hours of sleep each night.

Research shows that hours 7-9 are MOST beneficial for teens and adults.



# ***QUICK TIPS FOR PARENTS***

## **WHAT YOU MODEL IS WHAT THEY'LL DO**

- Practice assisted steering and giving driving direction in the passenger seat with another adult first
- Get a clip on mirror to use in the passenger side- wal-mart baby section
- Start in an empty parking lot. Emphasize how to coast, no gas or brake
- New drivers tend to favor the right side of the road
- Easiest time to practice on the roads is on a weekend morning around 7am
- Practice on 29 and 250 before trying 64
- 29 South towards Covesville is a great road to practice Interstate driving
- Avoid exit 118B at all costs for the first few months
- **What you model, they will do. Don't wear your seatbelt? Neither will they. Text and drive? They will too.**

# ***QUICK TIPS FOR INSURANCE AND THE POLICE***

- Reckless driving in Virginia is a Class 1 misdemeanor. It is a criminal offense and it carries 6 DMV points, a fine of \$2,500, and a possible jail time of up to 12 months. Reckless driving prohibits you from driving over 80mph or on any speed that is 20 mph over the speed limit. This Class 1 misdemeanor has the same level of offense as driving under the influence (DUI).
- Many insurance companies offer a “good student” discount (sometimes even 20%) for B average grades
- Discuss how to exchange information after a crash and what to say/not to say. No “I’m sorry” or other admission of guilt

# ***MORE QUICK TIPS FOR INSURANCE AND THE POLICE***

- Put together zip lock bag for glove box with registration, insurance info, AAA number, emergency contact numbers, etc.
- If you're being pulled over and feel uncomfortable because of the environment you're in (alone, dark, etc.), slow down, put your flashers on, call 911 to explain what's happening and have them verify the officer.
- If you're pulled over, keep your hands on the steering wheel until the officer directs you to get your license and registration out. Let him or her know before you reach for anything.
- Be courteous—you will have an opportunity to disagree in court.

# ***MOVE OVER, MOVE IT AND HANDS FREE WORK ZONE LAWS***

## **MOVE OVER LAW**

Drivers are to yield right-of-way or reduce speed when approaching stationary emergency vehicles on highways.

## **MOVE IT LAW**

If the driver is capable of safely doing so, and the vehicle is movable, you shall move the vehicle from the roadway to prevent blocking the regular flow of traffic.


## **HANDS FREE WORK ZONE LAW**

It is unlawful for any person to be using in any way a handheld personal community device (cell phone) while driving a car in a work zone in Virginia



# ***CHOOSE A SAFE CAR***

The Insurance Institute for Highway Safety (IIHS) is an independent, nonprofit scientific and educational organization dedicated to reducing the losses — deaths, injuries and property damage — from motor vehicle crashes. [www.iihs.org](http://www.iihs.org)



# ***TECHNOLOGICAL SOLUTIONS***

## **APPS THAT ENCOURAGE SAFE DRIVING**

### **AT&T DriveMode**

Auto activates when the car is traveling more than 15 mph and silences all notifications. Automatic turn off after the car has come to a complete stop. If app is turned off while still driving, a message is sent to parents

### **iOS 11 Distracted Driving Feature**

When this feature is activated, it will mute all notifications until the car has come to a complete stop. You can even adjust the message that is sent out!

### **Safe2Save**

Game like app to encourage driving without your phone. Earn points towards real life rewards from participating companies

### **Ever Drive**

Game like app to encourage driving without your phone. Shows trip summaries, details on maneuvers, and give you useful feedback to become a better driver.

# ***PARENT-SUPERVISED DRIVING LESSON PLANS***

**[WWW.TEENDRIVERSOURCE.ORG](http://WWW.TEENDRIVERSOURCE.ORG)**

- Based on years of research, the *TeenDrivingPlan Practice Guide* is an evidence-based interactive resource to help you effectively plan and structure supervised practice drives.
- A study found that families who followed the TDP program were 65 percent less likely to make dangerous driving errors during a rigorous on-road assessment than teens with families that could access the usual state-issued program.



# ***ROAD MAP TO LICENSURE***

**To register for Behind the Wheel, students must:**

- Possess their learner's permit;
- Have completed or at least started the 36 hour classroom;
- Have completed the RECOMMENDED 15-20 hours parent-supervised driving;
- Have a parent or guardian attend the 90-minute Parent Seminar for Teen Drivers
- Pay the Range fee or deposit;
- Submit a completed registration form & parent permission form with a copy of their permit.

**To be eligible for the permanent license students must:**

- Be 16 years and 3 months of age, complete & hand in 45 hr. driving log,
- Have held learner's permit for nine months,
- Have completed the 36 period classroom, and have had a parent or guardian attend the 90 minute Parent Seminar,
- Passed the behind-the-wheel course, and be paid in full.

# ***SUGGESTED “FAMILY LAWS”***

## **WHAT CAN PARENTS REQUIRE TO IMPROVE SAFETY?**

- Do *not* allow driving to school for first 90 days.
- Limit passengers--No more than one passenger the first year.
- Everyone in the car buckles up
- 4 second following distance
- Prohibit cell phone use while driving--Stow or disable cell phones
- Set a driving curfew
- Limit driving during inclement weather.
- Discourage frequent lane changes.

***Give a monthly road test.***



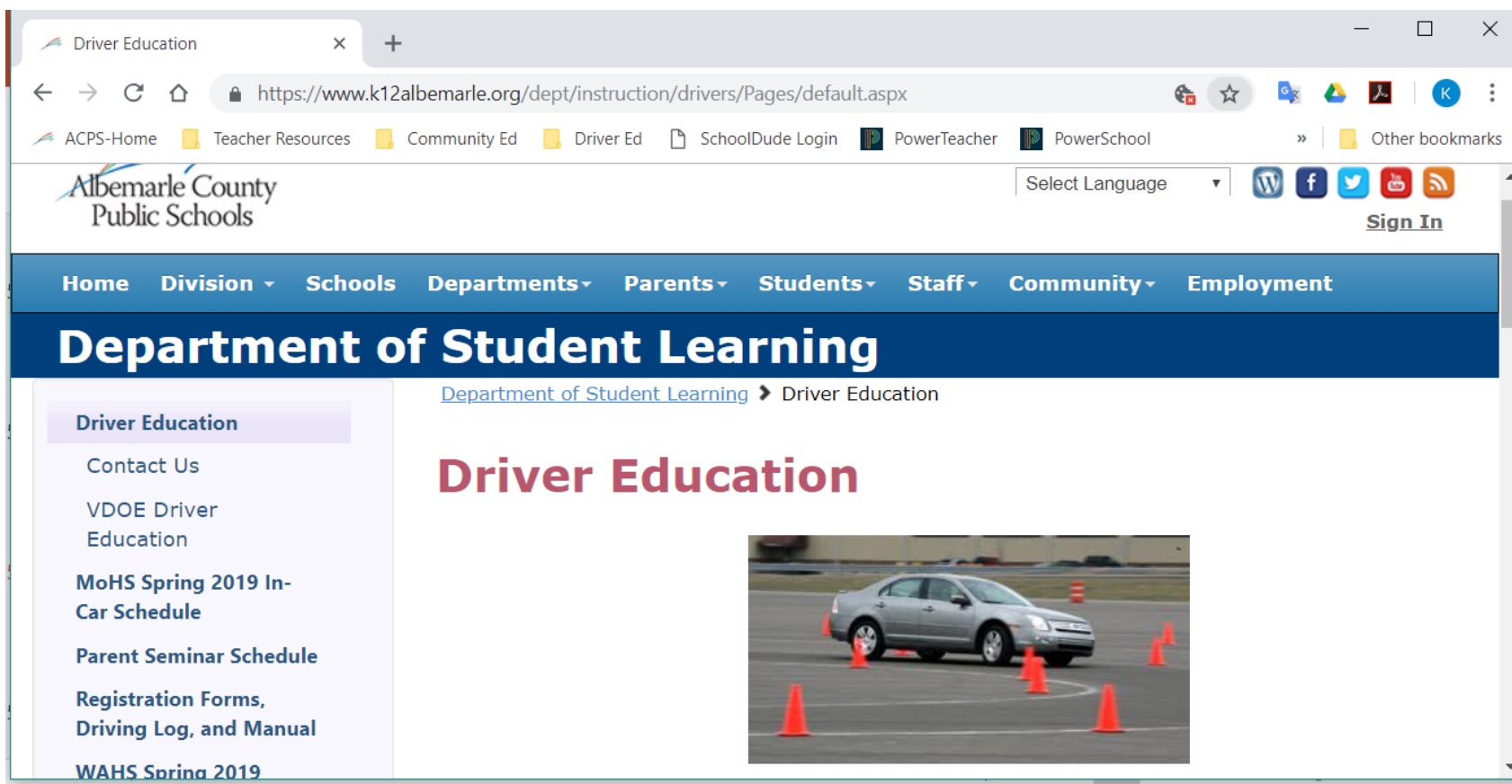
# ***DRIVING CONTRACT***

## **CREATE A FAMILY CONTRACT TOGETHER**

- A parent teen driving agreement is a set of agreed-upon rules and conditions that your teen voluntarily submits to following.
- Parents and teens need to work together to set clear rules for driving without adult supervision.
- By jointly setting house driving rules, teens are more likely to follow them.
- Click [here](#) to download a contract

# WHERE CAN I LEARN MORE?

[HTTPS://WWW.K12ALBEMARLE.ORG/DEPT/INSTRUCTION/DRIVERS/PAGES/DEFAULT.ASPX](https://www.k12albemarle.org/dept/instruction/drivers/Pages/default.aspx)



The screenshot shows a web browser window displaying the Driver Education page of the Albemarle County Public Schools website. The browser's address bar shows the URL: <https://www.k12albemarle.org/dept/instruction/drivers/Pages/default.aspx>. The website header includes the Albemarle County Public Schools logo, a language selection dropdown, and social media icons. A navigation menu at the top lists: Home, Division, Schools, Departments, Parents, Students, Staff, Community, and Employment. Below this, a dark blue banner reads "Department of Student Learning". The main content area features a sidebar on the left with links: Driver Education, Contact Us, VDOE Driver Education, MoHS Spring 2019 In-Car Schedule, Parent Seminar Schedule, Registration Forms, Driving Log, and Manual, and WAHS Spring 2019. The main content area has the heading "Driver Education" and a photograph of a silver sedan driving on a track with orange cones.

# ***THANK YOU FOR PARTNERING FOR SAFER TEEN DRIVING!***

**TO CREATE A RECORD OF COMPLETION, PLEASE USE OUR GOOGLE FORM, OR CLICK THE LINK BELOW AND LIST YOUR NAME, TEEN DRIVER'S NAME, AND SCHOOL ATTENDED.**

I have completed the virtual Teen Driver Parent Seminar. I certify that I will create a driving contract with my teen and enforce our "Family Driving Laws"

**QUESTIONS? Email [kwicks@k12albemarle.org](mailto:kwicks@k12albemarle.org) or call 434-975-9450**